


# 1950 UNITED STATES CENSUS OF HOUSING

U. S. DEPARTMENT OF COMMERCE • BUREAU OF THE CENSUS



**STAMFORD, CONN.**

**BLOCK  
STATISTICS**

## U. S. CENSUS OF HOUSING: 1950

### Volume

- I General Characteristics
- II Nonfarm Housing Characteristics
- III Farm Housing Characteristics
- IV Residential Financing
- V Block Statistics

Housing statistics for census tracts are to be included in the Population reports on census tracts.

## U. S. CENSUS OF POPULATION: 1950

### Volume

- I Number of Inhabitants
- II Characteristics of the Population

Succeeding volumes will cover the following subjects:

Census Tracts, Nativity and Parentage, Nonwhite Population by Race, Persons of Spanish Surname, Institutional Population, Differential Fertility, Labor Force Characteristics, Occupation, Industry, Income, Internal Migration, Education, Characteristics of Families and Households.

**UNITED STATES CENSUS of HOUSING : 1950**  
U. S. DEPARTMENT OF COMMERCE      BUREAU OF THE CENSUS  
CHARLES SAWYER, Secretary      ROY V. PEEL, Director



**BLOCK STATISTICS**

**STAMFORD  
CONNECTICUT**

*Prepared under the supervision of  
Howard G. Brunzman, Chief  
Population and Housing Division*

1950 HOUSING CENSUS REPORT  
VOLUME V, PART-188

UNITED STATES GOVERNMENT PRINTING OFFICE 1951

**BLOCKS**



## BUREAU OF THE CENSUS

ROY V. PEEL, *Director*

A. ROSS ECKLER, *Deputy Director*  
HOWARD C. GRIEVES, *Assistant Director*  
CONRAD TAEUBER, *Assistant Director*  
MORRIS H. HANSEN, *Assistant Director for Statistical Standards*  
ROBERT Y. PHILLIPS, *Assistant Director for Operations*  
CALVERT L. DEDRICK, *Coordinator, International Statistics*  
FRANK R. WILSON, *Information Assistant to the Director*

### Population and Housing Division—

HOWARD G. BRUNSMAN, *Chief*  
WAYNE F. DAUGHERTY, *Assistant Chief for Housing*  
ROBERT B. VOIGHT, *Assistant Chief for Operations*  
HENRY S. SHRYOCK, JR., *Assistant Chief for Population*  
EDWIN D. GOLDFIELD, *Program Coordinator*

Quality and Equipment Statistics—ROBERT C. HAMER, *Chief*  
Inventory Statistics—CARL A. S. COAN, *Chief*  
Developmental Programs—J. HUGH ROSE, *Chief*  
Residential Financing—JUNIA H. HONNOLD, *Chief*  
Territories and Possessions—JOEL WILLIAMS, *Chief*  
Statistical Sampling—JOSEPH STEINBERG, *Chief*  
Statistical Procedure—MORTON A. MEYER, *Chief*  
Processing Operations—MILTON D. LIEBERMAN, *Chief*

Administrative Service Division—WALTER L. KEHRES, *Chief*  
Agriculture Division—RAY HURLEY, *Chief*  
Budget Officer—CHARLES H. ALEXANDER  
Business Division—HARVEY KAILIN, *Acting Chief*  
Field Division—LOWELL T. GALT, *Chief*  
Foreign Trade Division—J. EDWARD FLY, *Chief*  
Geography Division—CLARENCE E. BATSCHLET, *Chief*  
Governments Division—ALLEN D. MANVEL, *Chief*  
Industry Division—MAXWELL R. CONKLIN, *Chief*  
Machine Tabulation Division—C. F. VAN AKEN, *Chief*  
Personnel Division—HELEN D. ALMON, *Chief*

### SUGGESTED IDENTIFICATION

U. S. Bureau of the Census. *U. S. Census of Housing: 1950. Vol. V, Block Statistics, Part 188.*  
U. S. Government Printing Office, Washington, D. C., 1951.

For sale by the Superintendent of Documents, U. S. Government Printing Office, Washington 25, D. C.,  
or any of the Field Offices of the Department of Commerce - Price 15 cents



# STAMFORD, CONN.

## CONTENTS

### INTRODUCTION

	Page		Page
General.....	1	Definitions and explanations—Continued	
Related reports.....	1	Persons per room.....	2
Use of data.....	1	Color of occupants.....	2
Comparability with 1940 Housing Census data.....	1	Contract monthly rent.....	2
Definitions and explanations.....	1	Value of one-dwelling-unit structures.....	2
Dwelling unit.....	1	Number reporting.....	2
Occupancy and tenure.....	2	Block identification.....	2
Condition and plumbing facilities.....	2		

### TABLES

	Page
Table 1.—Characteristics of housing for the city: 1950.....	3
Table 2.—Characteristics of housing by wards: 1950.....	-
Table 3.—Characteristics of housing for block areas, by blocks: 1950.....	4

Map of city, by blocks, appears following last page of tables.

# BLOCK STATISTICS

## INTRODUCTION

### GENERAL

Volume V of the Reports on Housing consists of a separate report for each of the 209 cities which in 1940 or in a subsequent census prior to 1950, had a population of 50,000 or more. Each report presents for the city, by blocks, tabulations for a limited number of subjects obtained in the Census of Housing. The subjects in these reports are similar to those in the block statistics supplements to Volume I of the reports of the 1940 Census of Housing. The subjects in this report present the number of dwelling units classified by occupancy and tenure, condition and plumbing facilities, persons per room, color of occupants, average contract monthly rent of renter-occupied and selected vacant units, and the average value of one-dwelling-unit owner-occupied and selected vacant structures. In table 1, the statistics for these subjects are summarized for the city. Table 2 of the standard series is omitted, as this city was not reported by wards or tracts. In table 3, the data are presented by blocks within block areas. Maps identifying the location of each block and the block area boundaries are a part of this report.

**Related reports.**—Related statistics for this city are contained in the Reports on Housing, Volume I, *General Characteristics*; and in the Reports on Population, Volume I, *Number of Inhabitants*, and Volume II, *Characteristics of the Population*.

The Reports on Housing for each State in Volume I present data on the characteristics of dwelling units for the State by residence (urban, rural nonfarm, and rural farm), for standard metropolitan areas, urbanized areas, counties, for urban places, places of 1,000 to 2,500 inhabitants, and rural-nonfarm and rural-farm dwelling units for each county. Each report includes the following subjects: occupancy, tenure, race of occupants, type of structure, year built, condition and plumbing facilities, water supply, toilet and bathing facilities, number of rooms, number of persons, persons per room, electric lighting, heating equipment, heating and cooking fuels, refrigeration equipment, kitchen sink, radio, television, and, for nonfarm units, the contract monthly rent, gross monthly rent, and value of one-dwelling-unit structures.

Volume I of the Reports on Population shows the 1950 population of each county and of each minor civil division within the county. It also contains figures for each incorporated place, for each unincorporated place with 1,000 or more inhabitants, and for incorporated places of 5,000 or more by wards. A special series of tables presents data for each urbanized area giving the incorporated places and portions of minor civil divisions within it.

Volume II of the 1950 Population Reports contains statistics on the general characteristics of the population. Chapter A of this volume reports the figures on number of inhabitants as shown in Volume I; Chapter B presents demographic, economic, and social characteristics of the population; and Chapter C gives more detailed cross-classifications for States and large cities and standard metropolitan areas.

**Use of data.**—The tabulation of housing characteristics for areas as small as city blocks provides descriptive material of considerable value for technical studies of housing in the city. The statistics will be useful in compiling totals for special types

of areas that may be defined to meet the requirements of individual investigators. Users of the data should bear in mind that in practically all cases the data for a given block represent the work of only one enumerator. Consequently, housing characteristics for blocks are subject to a wider margin of error than is to be expected in the figures for tracts or wards which represent returns made by a number of enumerators. Misinterpretation of instructions by one enumerator may cause a significant bias in the statistics for a block even though it may have a negligible effect upon the figures for larger areas. In particular, the enumeration of "condition" depended to a considerable extent upon the judgment of the individual enumerator. Also, failure to indicate the correct block number for a significant number of dwelling units may introduce errors into the block data.

**Comparability with 1940 Housing Census data.**—In the 1940 Census of Housing, reports entitled "Block Statistics" were issued as supplements to the first series of Housing bulletins. These supplements consisted of separate reports for each of the 191 cities which had 50,000 inhabitants or more in 1930.

In the 1950 reports, the block numbers used are different, in most cases, from those used in the 1940 reports. Therefore, to compare 1940 and 1950 data for a given block, it is necessary to locate the block on the maps to obtain the corresponding 1940 and 1950 block numbers.

The subjects in both the 1940 and 1950 reports are substantially similar. However, data on number of structures, year built, and mortgage status have been omitted from the 1950 report. Furthermore, in the 1940 reports average contract or estimated monthly rent was reported for all dwelling units while in 1950 average contract monthly rent is reported for some, and average value for other, dwelling units.

### DEFINITIONS AND EXPLANATIONS

More detailed and complete definitions are presented in Volume I of the Housing Reports.

**Dwelling unit.**—In general, a dwelling unit is a group of rooms or a single room, occupied or intended for occupancy as separate living quarters, by a family or other group of persons living together or by a person living alone.

A group of rooms, occupied or intended for occupancy as separate living quarters, is a dwelling unit if it has separate cooking equipment or a separate entrance. A single room, occupied or intended for occupancy as separate living quarters, is a dwelling unit if it has separate cooking equipment or if it constitutes the only living quarters in the structure. Also, each apartment in a regular apartment house is a dwelling unit even though it may not have separate cooking equipment. Excluded from the dwelling unit count are large rooming houses, institutions, dormitories, and transient hotels and tourist courts.

In the 1940 Census, a dwelling unit was defined as the living quarters occupied or intended for occupancy by one household. A household consisted of a family or other group of persons living together with common housekeeping arrangements, or a person living entirely alone. However, the enumerator was not explicitly

instructed to define rooms as dwelling units on the basis of cooking equipment or separate entrance.

The number of dwelling units in the 1950 Census may be regarded as comparable with the number of dwelling units in the 1940 Census. Some living quarters may have been classified as separate dwelling units in the one census and not in the other. Further, in the 1950 Census, living quarters with five or more lodgers were not tabulated as dwelling units; generally, such quarters were included in the 1940 dwelling unit count. However, the net effect of these changes is probably small.

**Occupancy and tenure.**—Dwelling units are classified by occupancy and tenure into four groups: owner-occupied; renter-occupied; vacant nonseasonal not dilapidated, for rent or sale; and other vacant and nonresident. A dwelling unit is classified as owner-occupied if it was owned wholly or in part by the head of the household or by some related member of his family living in the dwelling unit. All other occupied units are classified as renter-occupied whether or not cash rent was actually paid for living quarters. Rent-free units and living accommodations received in payment for services performed are thus included with the renter-occupied units.

A dwelling unit is considered vacant if no persons are living in it at the time of enumeration. New units not yet occupied were enumerated as vacant dwelling units if construction had proceeded to the extent that all the exterior windows and doors were installed and final usable floors were in place. The classification "Vacant nonseasonal not dilapidated, for rent or sale" is descriptive of the vacant dwelling units reported in this classification. "Other vacant and nonresident" units include all dilapidated and seasonal vacant units as well as the not dilapidated units which were not for rent or sale.

Because of changes in enumeration procedures, the counts of total vacant units in 1940 and 1950 are not strictly comparable. In 1940, vacant units were enumerated if they were habitable; units uninhabitable and beyond repair were excluded from the enumeration. In 1950, units were included regardless of condition if they were intended for occupancy as living quarters. Therefore, no comparison should be made between the data on "vacant nonseasonal not dilapidated, for rent or sale" units from the 1950 Census and data in the 1940 Census reports.

In both censuses, dwelling units occupied entirely by nonresidents were included with vacant units not for rent or sale. Trailers, tents, houseboats, and railroad cars which were vacant were excluded from the dwelling unit inventory in both 1950 and 1940.

**Condition and plumbing facilities.**—Data on condition of a dwelling unit are shown in combination with data for selected plumbing facilities and are, therefore, limited to units for which both condition and plumbing facilities are reported. Plumbing facilities include water supply, toilet facilities, and bathing facilities.

The category "with private bath" includes those dwelling units reported with both a flush toilet and a bathtub or shower inside the structure for the exclusive use of the occupants of the unit. The category "no private bath" includes those dwelling units not having private flush toilet or not having private bathing facilities. The "no running water" category includes units with only piped running water outside the structure or with only other sources such as a hand pump.

A dwelling unit is "dilapidated" when it is run-down or neglected, or is of inadequate original construction, so that it does not provide adequate shelter or protection against the elements or it endangers the safety of the occupants.

**Persons per room.**—The number of persons per room has been computed for each occupied dwelling unit by dividing the number of persons in the dwelling unit by the number of rooms in the dwelling unit. All persons enumerated in the Population Census as members of the household (including lodgers, servants, and

other nonrelated persons) are counted in determining the number of persons that occupy the dwelling unit. The number of rooms in the dwelling unit includes all rooms available for living quarters throughout the year. Not counted as rooms are bathrooms, closets, pantries, halls, screened porches, and unfinished rooms in the basement and attic.

**Color of occupants.**—Occupied dwelling units are classified by color of head of household according to the definition used in the 1950 Census of Population. The group designated as "non-white" consists of Negroes, Indians, Japanese, Chinese, and other nonwhite races. Persons who are not definitely Indian or of other nonwhite race are classified as white.

**Contract monthly rent.**—Contract monthly rent is the rent, at the time of enumeration, contracted for by the renter regardless of whether it includes furniture, heating fuel, electricity, cooking fuel, water, or personal services.

Monthly rent for vacant dwelling units is the amount asked for the dwelling unit at the time of enumeration. The average monthly rent relates to renter-occupied dwelling units and vacant nonseasonal not dilapidated units for rent. Dwelling units which are occupied "rent-free" are not included with the units reporting rent.

**Value of one-dwelling-unit structures.**—Average value is shown for owner-occupied dwelling units and vacant nonseasonal not dilapidated units which are for sale only. Value is shown only if the unit is in a one-dwelling-unit structure without business and if it is the only dwelling unit included in the property. The value represents the amount for which the owner estimates that the property, including such land as belongs with it, would sell under ordinary conditions and not at a forced sale. For vacant units, value is the sale price asked by the owner.

**Number reporting.**—Occupancy and tenure are reported for all dwelling units, and color of occupants is reported for all occupied units. The corresponding distributions for these subjects in table 1 are based on all dwelling units and on occupied units, respectively. For all other subjects, the distributions are based on the units for which the specific characteristics are reported, that is, the "Number reporting."

The number of dwelling units for which the enumerator obtained no report on a particular item is shown for the city totals only; however, the number "not reported" can easily be derived for each area in tables 2 and 3 by subtracting the number reporting from the total number of dwelling units (or total occupied).

**Block identification.**—A map or series of maps is included in this report showing block numbers for each block, letter designations for block areas, and the names of principal streets.

Blocks are identified by serial numbers, a separate series of numbers being used for each block area. Thus, the location of each block for which data are presented in table 3 may be determined by referring to the identification of the block area and block shown on the map. Similarly, data for a specific block may be located in the table by reference to the map for the identification numbers of the block area and block.

A block area is an arbitrary subdivision established to facilitate numbering blocks in groups of less than 1,000. In some cities this division was not necessary and the blocks are numbered within the city as a whole.

If no dwelling units are reported for a block, the block number is not listed in table 3, although it is shown on the map. Dwelling units for which the block number was not reported are indicated in the table by the symbol "NR." Detailed data are not shown for such dwelling units, nor for blocks containing fewer than three dwelling units. Average monthly rent is not shown when the monthly rent was reported for fewer than three dwelling units. Average value is not shown when the value of one-dwelling-unit properties was reported for fewer than three dwelling units. All dwelling units are included, however, in the statistics for the city.

Table 1.—CHARACTERISTICS OF HOUSING FOR THE CITY: 1950

Subject	Number	Percent	Subject	Number	Percent
<b>OCCUPANCY AND TENURE</b>			<b>PERSONS PER ROOM</b>		
All dwelling units.....	21,291	100.0	Occupied dwelling units.....	20,649	...
Owner occupied.....	9,690	45.5	Number reporting.....	20,285	100.0
Renter occupied.....	10,959	51.5	1.50 or less.....	19,776	97.5
Vacant nonseasonal not dilapidated, for rent or sale.....	218	1.0	1.51 or more.....	509	2.5
Other vacant and nonresident.....	424	2.0	Not reported.....	364	...
<b>CONDITION AND PLUMBING FACILITIES</b>			<b>CONTRACT MONTHLY RENT</b>		
All dwelling units.....	21,291	...	Renter-occupied, and vacant nonseasonal not dilapidated units, for rent—Number reporting.....	10,330	...
Number reporting.....	20,473	100.0	Total contract monthly rent..... dollars.....	483,721	...
With private bath, not dilapidated.....	18,129	88.6	Average monthly rent..... dollars.....	46.83	...
No private bath, with running water, not dilapidated.....	1,135	5.5	<b>VALUE OF ONE-DWELLING-UNIT STRUCTURES</b>		
No running water or dilapidated.....	1,209	5.9	Owner-occupied, <sup>1</sup> and vacant nonseasonal not dilapidated units, for sale only—Number reporting.....	6,521	...
Condition or plumbing facilities not reported.....	818	...	Total value or sale price..... dollars.....	105,515,500	...
No private bath or dilapidated.....	2,344	11.4	Average value..... dollars.....	16,181	...
<b>COLOR OF OCCUPANTS</b>					
Occupied dwelling units.....	20,649	100.0			
White.....	19,713	95.5			
Nonwhite.....	936	4.5			

<sup>1</sup> Restricted to 1-dwelling-unit properties.

(Table 2 of the standard series is omitted, as this city was not reported by wards or tracts)

HOUSING—BLOCK STATISTICS

Table 3.—CHARACTERISTICS OF HOUSING FOR BLOCK AREAS, BY BLOCKS: 1950

[Detailed statistics not shown for blocks containing fewer than 3 dwelling units, nor for dwelling units not allocated by blocks (designated by NR)]

Block area	Block	All dwelling units by occupancy and tenure					All dwelling units by condition and plumbing facilities			Occupied dwelling units			Contract monthly rent <sup>1</sup>		Value <sup>2</sup> of one-dwelling-unit structures	
		Total	Owner occupied	Renter occupied	Vacant non-seasonal not dilap., for rent or sale	Other vacant and non-resident	Number reporting	No private bath or dilap.	No running water or dilap.	Total	Persons per room		Number reporting	Average monthly rent (dollars)	Number reporting	Average value (dollars)
											Number reporting	1.51 or more				
A	1	1														
	2	14	11	3		14			14	14		2		9	20888	8
	3	16	11	3		14			14	13				11	19272	7
	4	14	13		1	13	1	1	13	12				7	21000	0
	7	48	30	9	1	43	5	5	39	39	1	7	83.57	21	22252	2
	8	34	24	7		31			31	31		6	89.16	14	37142	2
	9	36	22	12		30	1	1	34	33		9	64.22	12	30541	1
	10	2														
	11	9	8	1		9			9	9		1		8	13250	0
	13	3	3			3			3	3				3	46833	3
	14	23	16	6		23	1	1	22	22		5	95.40	13	25461	1
	15	3	2	1		3			3	3				2		
	16	12	10	2		11	1	1	12	12		2		10	21400	0
	17	29	12	9		29			21	21		3	125.00	10	27700	0
	18	31	12	12	1	30	1	1	24	23	1	4	58.00	9	28722	2
	19	4	2			4			2	2				1		
	20	1				1										
	22	3	1	1		3			2	2						
	24	7	4	1		7			5	5				3	20000	0
	25	11	7	3		11			10	10		2		5	37000	0
	26	70	31	27	1	64	4	1	58	53	1	19	70.26	26	40038	8
	28	12	8	3		11	1	1	11	10		1		8	30750	0
	29	9	7	2		8			9	9		2		7	12200	0
	30	42	25	8		40	9		33	31		3	40.00	18	23944	4
	31	59	41	15	2	50	7	2	56	51	2	6	72.33	24	23541	1
	32	15	11	3	1	12			14	14				9	40444	4
	33	14	11	3		12	1		14	14		3	125.00	7	32142	2
	34	21	13	4	3	17			17	17		1		10	25600	0
	35	11	10	1		10			11	11				9	28777	7
	38	45	28	8	1	39	8		36	36		4	132.50	26	30461	1
	39	2														
	40	5	2	3		4			5	5				2		
	41	38	28	8		32	2	1	36	36		6	105.00	18	30055	5
	43	7	6	1		7			7	7		1		3	25666	6
	45	23	14	5	1	22	3		19	19		4	45.00	13	33461	1
	46	78	64	9	5	78	7		73	73		8	66.25	60	19675	2
	48	41	29	10	1	40	1		39	38		9	61.22	24	18562	5
	49	11	6	5		11			11	11		4	97.75	4	24375	6
	50	11	6	5		11			11	11		2		3	37666	5
	52	41	24	13	2	39	2	2	37	35		5	133.00	14	35178	8
	53	27	23	4		27			27	27		3	53.33	22	15818	8
	54	10	7	3		10			10	10		3	56.33	7	11785	5
	55	1														
	58	1														
	59	7	7			7			7	7				7	30214	0
	60	44	28	13		44	3		41	41		9	106.33	25	37240	4
	61	5	4		1	5			4	4				4	29250	0
	62	13	13			12	2	1	13	13				12	13683	3
	64	27	21	4	1	26			25	25		4	42.50	19	20631	1
	65	1														
	66	1														
	67	1														
	68	2														
	69	4	1	2		4			3	3		1		3		
	71	3	3			3			3	3						
	72	1														
	73	5	4	1		5	1		5	5		1		4		
	74	3	2	1		3			3	3				1		
	76	9	5	3		9	1		8	8		2		1		
	77	6	4	1		6			5	5				2		
	78	3	2	1		3			3	3				1		
	79	75	50	19	1	69	4	4	69	63	1	6	181.00	39	42410	0
	80	6	4	2		6			6	6		2		4	20000	0
	81	3	3			3			3	3				3	14666	6
	82	4	4			4			4	4				3	18333	3
	83	23	18	3		23	1	1	21	21	1	2		14	21071	1
	84	5	3	2		5			5	5						
	85	12	9	2	1	12			11	11		1	128.33	9	20111	1
	86	11	10	1		11			11	11		1		9	19000	0
	87	7	5	1		7			6	6				4	22000	0
	88	16	9	5		16			14	14		4	80.00	6		
	89	47	35	7	3	46	3	1	42	42	2	4		4	24166	6
	90	12	6	4	1	12	1	1	10	10		4	54.50	3	34640	0
	91	8	4	1	1	7	3		5	5		4	48.75	4	21250	5
	92	16	16			16			16	16		1		4	13500	0
	93	197	162	28	7	191	5	5	190	188	2	25	45.56	148	11457	1
	94	31	29	1	1	31	2		30	30		1		1	14793	3
	95	42	37	4	1	41			41	40	1	3		2	15861	1
	96	20	17	3		19			20	20		3	156.66	15	20900	0
	98	103	86	11	3	100	2	2	97	97	1	10	83.70	84	19847	7
	99	2														
	100	46	36	5	2	46	1		41	41	1	4	56.25	34	12352	2
	101	33	26	7		33			33	33		6	52.00	23	18413	3
	102	29	27	2		28			29	28		1		24	12354	4
	103	61	53	5	3	59	5	1	58	57		3	43.33	42	12864	4
	105	30	26	4		29			30	29		3	60.33	21	18380	0
	106	40	32	6	2	35			38	37		4	143.75	27	29425	5

<sup>1</sup>For renter - occupied dwelling units and vacant nonseasonal not dilapidated units, for rent.  
<sup>2</sup>For owner - occupied dwelling units and vacant nonseasonal not dilapidated units, for sale only.

Table 3.—CHARACTERISTICS OF HOUSING FOR BLOCK AREAS, BY BLOCKS: 1950—Con.

Block area	Block	All dwelling units by occupancy and tenure					All dwelling units by condition and plumbing facilities			Occupied dwelling units			Contract monthly rent <sup>1</sup>		Value <sup>2</sup> of one-dwelling-unit structures		
		Total	Owner occupied	Renter occupied	Vacant non-seasonal not dilap., for rent or sale	Other vacant and non-resident	Number reporting	No private bath or dilap.	No running water or dilap.	Total	Persons per room		Occupied by non-white	Number reporting	Average monthly rent (dollars)	Number reporting	Average value (dollars)
											Number reporting	1.51 or more					
A	107	3	3						3	3							
	108	26	22	4			2	2	26	25			3	76.66	21	18,666	
	110	5	2	3					5	4					8	11,750	
	111	10	9	1					10	8			5	36.80	23	9,847	
	112	30	24	6					30	25	1		16	43.81	27	10,314	
	113	51	34	17			1	1	51	50	1		10	40.50	14	9,607	
	114	26	16	10					24	25			12	36.66	2		
	115	15	3	12					15	15			24	36.75	17	10,794	
	116	51	26	25					50	50	2		11	39.18	19	12,678	
	117	41	27	14					41	41							
	118	13	12	1					13	13			1		11	8,909	
	119	38	23	13		2			36	36	1		13	42.07	16	12,812	
	120	35	25	10			1	1	35	35			8	41.00	20	11,800	
	121	7	5	2					7	7	1		1		4	1,450	
	122	131	118	13					129	127	1		10	69.20	111	13,800	
	123	26	26						26	26					26	13,223	
	124	25	22	2		1			24	24					22	13,886	
	125	8	8						8	8					8	13,123	
	126	7	7						7	7					7	12,642	
	127	118	100	11	5	2		2	109	106	1		9	74.22	94	14,886	
	128	30	18	12					28	30			12	43.33	15	11,466	
	129	39	36	3					39	38			3	37.33	32	11,406	
	130	33	29	3		1			32	30			2		26	12,269	
	131	45	40	5			3	3	45	44			4	51.75	35	11,814	
	132	52	14	38					52	50	2		3	45.28	1		
	133	28	15	12		1			27	26			12	51.25	9	13,333	
	134	15	12	2		1			14	14			3	60.33	11	13,090	
	136	13	13			1			13	13					13	14,884	
	137	13	13						13	13					13	17,153	
	138	15	14	1					15	15			1		14	11,714	
	139	16	16						16	16					16	10,812	
	140	16	15	1					16	16			1		3	1,966	
	141	26	22	3		1			25	25			3	68.33	21	9,647	
	142	2											1				
	143	3	1	1		1		2		2							
	144	1											1				
	145	22	21	1					22	22			4	65.00	16	11,625	
	146	24	20	4					24	23			2		13	10,961	
	147	17	14	3					17	17			2		23	11,260	
	148	29	25	3		1			29	28							
	149	14	13	1					14	14			1		13	10,269	
	150	17	14	3					16	16			2		13	11,846	
	151	55	28	27					55	53			3	41.91	16	10,262	
	152	50	13	37		1			49	48	1		4	45.02	8	17,125	
	155	16	11	5					16	16			5	35.00	10	8,950	
	156	29	20	9		2			27	27			6	60.66	19	13,368	
	157	14	8	6					14	14			6	68.33	3	9,333	
	158	136	117	16		3			134	133	3		15	51.60	108	13,385	
	159	28	19	9					27	27			7	45.57	19	9,078	
	160	55	47	6		1			54	53			6	47.66	43	10,769	
	161	1											2		11	12,545	
	162	15	11	3		1			14	14			3	55.00	22	12,977	
	163	30	25	3				1	30	27			2		26	12,692	
	164	34	30	4					34	30			5	39.00	31	11,796	
	165	44	36	7				2	44	41			4	62.25	43	11,079	
	166	52	48	4					52	52			4	52.00	24	13,187	
	167	31	26	5					31	31					14	21,714	
	168	14	14						14	14					14	16,976	
	169	15	14	1					15	14			1		10	17,650	
	170	11	10	1					11	11							
	171	18	17	1					18	18			1		16	18,500	
	172	12	11	1					12	12			1		11	23,227	
	173	31	28	2		1			30	30			1		27	20,629	
	174	6	5	1					6	6					5	20,600	
	175	2											20	39.85	16	15,568	
	176	40	20	20					40	38			30	43.50	18	13,805	
	177	56	20	32		4			56	52			5	41.80			
	178	5							5	5			21	43.09			
	179	21	21						21	20			2				
	180	20	17	2					19	19					13	13,653	
	181	37	25	11					35	36			9	55.44	22	11,295	
	182	14	13	1					14	14			1		12	11,958	
	185	1													10	12,300	
	186	12	11	1					11	11					20	11,250	
	187	22	22						22	22			7	44.85	8	13,987	
	188	22	12	8					16	17	1		8	62.87	10	11,350	
	189	26	15	9		2			25	23			3		3	9,000	
	190	6	5	1					6	6			1		7	13,500	
	191	9	8	1					9	9					9	11,944	
	192	9	9														
	193	48	40	8					46	48			8	52.50	37	11,594	
	194	14	14						14	14					13	12,961	
	195	13	13						13	13			1		13	11,700	
	196	25	24	1					25	25			10	71.50	49	12,479	
	197	73	59	12		2			71	70			4		11	13,132	
	198	15	11	4					15	15			4	42.00	9	11,954	
	199	17	11	6					17	17						12,944	

<sup>1</sup>For renter - occupied dwelling units and vacant nonseasonal not dilapidated units, for rent.  
<sup>2</sup>For owner - occupied dwelling units and vacant nonseasonal not dilapidated units, for sale only.

Table 3.—CHARACTERISTICS OF HOUSING FOR BLOCK AREAS, BY BLOCKS: 1950—Con.

Block area	Block	All dwelling units by occupancy and tenure					All dwelling units by condition and plumbing facilities			Occupied dwelling units			Contract monthly rent <sup>1</sup>		Value <sup>2</sup> of one-dwelling-unit structures	
		Total	Owner occupied	Renter occupied	Vacant non-seasonal not dilap., for rent or sale	Other vacant and non-resident	Number reporting	No private bath or dilap.	No running water or dilap.	Total	Persons per room		Number reporting	Average monthly rent (dollars)	Number reporting	Average value (dollars)
											Number reporting	1.51 or more				
A	288	55	47	8		55			55	55		8	50.50	38	15,065	
	289	11	6	5		11			11	11		5	47.00	1	11,812	
	290	61	38	23		57	1		61	61	1	22	40.90	24	11,500	
	291	221	150	71		217			221	221		14	56.28	5	11,800	
	292	24	12	12		17			22	22		9	48.77	2	11,800	
	293	44	33	11		44			44	44		1		2		
	294	79	55	24		77			79	77		25	51.23	33	14,606	
	295	40	20	20		40	1		40	40	1	25	71.54	15	24,733	
	296	73	38	35		73			73	73		15	56.74	13	11,423	
	297	64	36	28		45	1	1	63	59		26	62.19	11	12,681	
	298	36	24	12		25			36	36		12	47.91	10	11,650	
	299	68	66	2	1	7			7	9		1		6	13,500	
	300	30	3	27		7			9	9		3		3	15,000	
	301	13	6	7		15			15	15		6	50.83	6	16,500	
	302	29	17	12		20			29	25		6	72.12	5	14,800	
	303	12	5	7		11		1	16	12		8	76.00	1		
	304	28	19	9		24	1	1	28	27		8	67.00	9	18,666	
	305	68	66	2		6			6	6		2		4	17,000	
	306	68	66	2		6			6	6		2		6	15,333	
	307	68	66	2		6			6	6		2		6	17,000	
	308	24	18	6		23			21	21		2		16	12,468	
	309	15	13	2		15			13	13				13	11,192	
	310	12	7	5	1	12			11	11		4	61.25	6	15,333	
	311	14	6	8		20			20	20		5	15,300	12	19,166	
	312	44	30	14	1	39		10	44	44	5	29	55.58	12	18,333	
	313	28	22	6		26			28	26		18	58.66			
	314	28	22	6		16		6	16	16	2	10	82.10			
	315	44	44			16		8	16	16	2	10	82.10			
	316	167	149	18		151	2	20	166	149	1	124	58.29	2		
	317	36	15	21		30			34	31	1	12	54.33	7	12,571	
	318	68	49	19		62			68	66		48	47.04	8	17,500	
	319	72	25	47		65		10	72	72	7	46	58.76	12	17,083	
	320	52	22	30		50		9	52	51	1	30	57.66	8	15,500	
	321	30	11	19		26		2	28	28	1	16	43.18	7	15,285	
	322	89	11	78	2	71		1	87	84	14	75	38.60	2		
	323	108	29	79	1	106		8	107	106	12	74	50.79	14	16,071	
	324	94	25	69	4	88		11	90	89	4	59	45.62	10	15,500	
	325	104	16	88	4	102		15	99	99	4	79	42.88	7	10,857	
	326	94	27	67	1	94		1	93	93	1	62	42.25	9	8,111	
	327	94	27	67	1	94		1	93	93	1	62	42.25	9	8,111	
	328	32	9	23		38			36	36		27	36.62	3	8,000	
	329	32	11	21		32		1	31	30		19	34.94	5	12,000	
	330	42	17	25		42		2	42	42	1	25	42.48	9	10,777	
	331	17	3	14		17			17	17		14	62.07			
	332	17	12	5		50		1	51	51	1	35	56.25	7	12,285	
	333	23	14	9		17		2	17	17	1	5	66.20	8	10,525	
	334	23	14	9		23			23	23		8	41.12	10	11,700	
	335	1														
	336	54	16	37		53		6	53	53	1	36	27.16	6	8,166	
	337	28	12	16		28			28	27	8	16	37.12	5	8,400	
	338	37	23	14		37		7	37	37	5	13	34.84	16	9,250	
	339	8	3	5		8			8	8	2	6	37.66			
	340	7	4	3		4			7	7		4	36.75	1		
	341	39	34	5		35		2	39	36		5	70.60	28	15,785	
	342	22	18	4		21			22	21		4	47.50	17	15,617	
	343	5	5			5			5	5		5		5	14,800	
	344	55	28	27		55			55	55	1	27	51.77	13	12,461	
	345	7	6	1		7			7	6		1		5	19,600	
	346	39	33	6		38			39	39		6	50.66	27	15,611	
	347	24	21	3	1	24			22	22		1		22	15,636	
	348	121	40	81	1	115		17	121	115	9	69	32.33	13	14,615	
	349	35	21	14		35			35	35		11	59.54	7	18,142	
	350	11	8	3		11			11	11		3	80.00	3	20,333	
	351	4	2	2		4			4	4		2				
	352	1														
	353	25	23	2		25			25	25		1		23	11,260	
	354	16	7	9		16		1	16	15	1	8	33.75	1		
	355	63	38	25	2	61		1	61	59		21	39.38	22	11,704	
	356	6	3	3		6			6	6		1				
	357	15	9	6		15		3	15	15		5	53.00	3	11,000	
	358	7	6	1		7		1	7	7		4		4	11,500	
	359	3	2	1		3		2	3	3		1		1		
	360	13	9	4		12			12	12		3	51.00	7	13,428	
	361	20	16	4		19			19	19		5	39.18	2		
	362	58	19	39	1	58		4	57	57	2	11	38.52	2		
	363	39	15	24		36		5	39	39	2	22	33.31	4	9,250	
	364	134	41	92	1	128		12	133	128	13	91	31.32	4	7,275	
	365	266	24	242		266			261	261	14	22	36.69	9	5,666	
	366	70	22	47		70			69	69		47	36.25	10	9,150	
	368	21	2	19	1	21		12	21	21	1	14	27.14			
	369	14	6	8		14		5	14	14		12	27.58	2		
	370	91	20	70	1	91		36	90	90	8	28	29.27	2		
	371	15	3	12		14		7	15	14		12	32.00	1		
	372	48	17	30	1	48		5	47	47	2	28	33.71			
	373	189	46	143		185		19	186	184	14	2	36.60	6	10,333	
	374	121	22	99	3	119		15	120	119	14	21	27.67	5	9,600	
	375	47	15	32	1	47		32	47	47		10	28.06	7	5,142	
	376	67	18	49		66		47	67	67	3	27	27.38	2		
	377	97	26	71		87		5	97	93	3	67	31.85	5	10,400	

<sup>1</sup>For renter-occupied dwelling units and vacant nonseasonal not dilapidated units, for rent.  
<sup>2</sup>For owner-occupied dwelling units and vacant nonseasonal not dilapidated units, for sale only.

HOUSING—BLOCK STATISTICS

Table 3.—CHARACTERISTICS OF HOUSING FOR BLOCK AREAS, BY BLOCKS: 1950—Con.

Block area	Block	All dwelling units by occupancy and tenure					All dwelling units by condition and plumbing facilities			Occupied dwelling units			Contract monthly rent <sup>1</sup>		Value <sup>2</sup> of one-dwelling-unit structures	
		Total	Owner occupied	Renter occupied	Vacant non-seasonal not dilap., for rent or sale	Other vacant and non-resident	Number reporting	No private bath or dilap.	No running water or dilap.	Total	Persons per room		Number reporting	Average monthly rent (dollars)	Number reporting	Average value (dollars)
											Number reporting	1.51 or more				
A	378	4	1	3	6	4	1	4	8	4	7	2	3	3	6.66	
	379	91	23	62	1	8	6	4	10	4	14	14	6	3	34.06	15000
	380	105	46	58	1	10	11	9	10	4	2	11	5	14	37.98	10750
	381	11	8	3		11	2		11	1			3	6	25.66	6.916
	382	23	6	15	2	22	2		21	1			14	2	28.92	
	385	73	15	58		71	29		74	4	8	2	5	2	47.77	14142
	386	44	20	24		42	2	1	44	2			23	3	36.52	17500
	387	27	8	19		27	9	2	41	4	11		17	3	26.70	10.666
	388	41	6	35		41	1		41	1			34		37.67	
	389	46	5	39	1	46	4	1	44	4	1		38		54.47	
	390	166	20	138	6	165	12		158	15	4		142	7	55.67	14.285
	393	42	6	36		42	17		42	4	1		34	2	49.50	
	394	64	22	59		61	6	3	65	14	2		59		49.11	
	395	14	3	11		14	3		14	14	2	2	10		27.00	
	397	16	1	14		16	3		15	15	4		13		30.23	
	398	29		28	1	28	3		28	28			22		28.68	
	399	66	9	57		60	18	4	66	6	6		52	2	41.82	
	400	99	13	86		94			99	6	5		84	3	53.77	19000
	401	39	14	25		33			39	3			16		68.18	
	402	86	21	64	1	74	6		85	7	3	3	54	4	53.16	16.750
	403	46	12	34		45	11		46	46	2		30	5	67.33	12800
	404	1														
	405	40	16	24		38	3		40	20	2		20	9	67.75	14555
	406	21	6	14	2	18	7		20	4	3		11	4	39.90	14000
	407	45	25	18		41	2		43	42			15	1	53.86	
	408	41	18	23		40	10		41	40			17		67.58	
	409	40	23	17		39	1		40	40	3		16		62.37	
	411	22				22			22	22						
	413	117	17	97	2	117	3		114	114	1	1	95	10	64.44	17500
	414	154	33	121	1	150	9	2	154	150	1		115	14	60.86	17321
	416	38	23	13		38	1		36	36			11	16	115.81	14968
	417	4	4			4	1		4	4				3	14.666	
	418	44	27	17		44	4		44	44			15	10	55.13	14700
	419	90	22	68		88			90	86	2		64	3	52.42	15666
	420	25	10	15		25	2		25	25			15	8	50.73	15625
	421	8	4	4		8			8	8			3	2	47.33	
	422	20		8		20			20	20	1		8	7	47.00	13000
	423	48	12	36		47			48	47			9	34	58.66	12670
	424	26	23	3		26			26	26			3	23	78.00	15373
	425	40	30	10		40			40	40			8	23	49.62	11039
	426	15	12	3		15	2		15	15			2	9	12.277	
	427	127	44	82	1	125	3		126	119			77	28	42.53	11928
	428	14	10	4		14			14	13			3	7	49.33	12142
	429	20	11	9		20			20	20			9	1	50.00	
	430	46	23	23		44			46	45			23	18	39.52	11888
	431	14	11	3		14			14	14			11	2	58.00	
	432	12	3	9		11			12	11			3	6	38.66	10000
	433	221	38	145	38	213	1		183	183			179	31	93.64	15806
	434	7	5	2		7			7	7			2	5	12.100	
	435	1														
	436	30	24	6		30			30	30			6	20	60.00	14650
	437	25	22	3		24	1		25	24			1	20	14.325	
	438	7	6	1		7			7	7			1	6	8.583	
	439	13	13			13			13	13				12	13.958	
	440	268	26	266	2	267			266	266			267		95.05	
	441	124	9	115	12	124	7		12	12			3	7	62.00	11914
	442	136	75	57	1	133			132	130			53	66	50.18	12337
	443	33	27	6		33			34	34			7	25	57.00	11200
	444	35	28	7		35	1		35	34	1		7	23	9.956	
	445	16	13	3		16			15	15	1		2	13	25.061	
	446	461	107	228	30	411	8	2	335	330	1		252	77	58.45	15374
	447	23	21	2		23			23	23			2	19	15.894	
	448	8	8			8			8	8				8	14.437	
	449	73	14	59		70	5	3	73	70	1		59	8	40.06	9.625
	450	56	19	35	4	55	9	6	52	50	1	1	32	6	47.84	12000
	451	23	15	8		23			23	22			13	1	33.92	
	452	29	18	11		28	1		29	29			11	10	44.45	12200
	453	49	16	33		47	1	1	49	49	1		31	8	36.06	12125
	454	27	12	15		27			27	27			12	8	43.16	11750
	455	115	54	61		113	16	7	115	112	2		60	29	31.71	8362
	456	47	15	29	3	44	3	2	44	42	2		26	4	34.34	9.250
	457	77	9	68		75			77	77			25	1	42.88	
	458	29	7	22		27			29	29			21	5	46.14	15000
	459	39	16	23		38			39	39			21	6	44.23	11916
	460	21	5	16		20			21	21			13		48.61	
	461	78	30	48		76	10	8	78	76	1		47	7	33.91	10071
	462	30	15	15		30	2		35	35			14	10	35.50	9050
	463	30	30			30	3	3	60	57	1		28	7	41.92	11000
	464	21	9	12		21			21	20			11	4	41.54	10500
	465	91	34	57		90	16	15	91	89	5	1	55	12	39.12	9.250
	466	23	2	21		23	5	4	23	23			21	1	35.23	
	467	35	18	17	4	35	4	4	51	51	1	3	32	12	32.18	7.541
	468	54	8	46		55	16		55	55			16	5	40.25	6200
	469	29	29		2	31	40		31	31			51	12	48.70	12833
	470	41	9	32	1	40	16		40	40			31	2	50.74	
	471	45	21	24	2	43	31		43	43			17	17	33.29	10.558
	472	45	8	36	1	43	17		44	44			36	5	25.05	8000

<sup>1</sup>For renter - occupied dwelling units and vacant nonseasonal not dilapidated units, for rent.  
<sup>2</sup>For owner - occupied dwelling units and vacant nonseasonal not dilapidated units, for sale only.



Table 3.—CHARACTERISTICS OF HOUSING FOR BLOCK AREAS, BY BLOCKS: 1950—Con.

Block area	Block	All dwelling units by occupancy and tenure					All dwelling units by condition and plumbing facilities			Occupied dwelling units			Contract monthly rent <sup>1</sup>		Value <sup>2</sup> of one-dwelling-unit structures				
		Total	Owner occupied	Renter occupied	Vacant non-seasonal not dilap., for rent or sale	Other vacant and non-resident	Number reporting	No private bath or dilap.	No running water or dilap.	Total	Persons per room		Occupied by non-white	Number reporting	Average monthly rent (dollars)	Number reporting	Average value (dollars)		
											Number reporting	1.51 or more							
A	473	106	12	94					106	33	20	106	106	8	21	91	31.74		
	474	55	7	48					55	18	10	55	55	4	1	47	28.51		
	475	50	5	45					50	26	12	50	50	2	6	44	28.55		7.666
	476	108	12	94	1	1			104	51	2	106	106	7	5	91	28.44		
	477	70	8	62					69	2	1	70	70	3	8	33	28.46		9.750
	479	157	21	135	1				157	9	4	156	156	9	11	133	33.35		
	480	94	1	91		2			94	48	5	92	92	8	37	90	27.31		
	481	64		64					62	52	8	64	63	8	52	62	27.93		
	482	11		11					11	8	8	11	11	1	11	27.81			
	484	8		8					8	1		8	8	1	1	7	28.25		
	485	32	2	30					32	2	1	32	32			30	44.06		
	486	69	7	62					67	32	2	69	60	9		57	51.50		
	487	15	3	12					15	5	1	15	15	2	2	10	43.80		
	488	28	1	27					28	6		28	28	3	3	27	54.48		
	489	87	6	81					86	5	4	87	87	2	2	81	42.22		
	490	34		32					33	8	1	34	34	1		33	43.40		
	491	25		25					25	5		25	25		3	22	38.80		
	492	37		37					36	34	23	37	37	1	4	33	44.27		
	493	29	8	21					29	15	10	29	29	1	1	20	28.15		10.333
	494	19	2	17					19	14	10	19	19			17	27.76		
	495	22		22					21	13	2	22	21	2	22	21	25.09		
	496	37		35					36	12		37	37	1	1	34	26.58		
	497	37	1	36					36	2		37	37	1		36	33.41		
	498	24	1	23					22	1		24	23	1	1	23	54.78		
	499	3		2					2	2		3	3			3	40.00		
	500	7	1	6					7		1	7	6	3		5	34.00		
	502	50	2	48					47	1	1	50	50			1	1999	21.10	
	503	15		13					15	6	4	15	15	1	3	11	28.58		
	504	50	15	35					50	20	4	50	50	1	2	35	37.42		9.000
	505	30	7	22		1			30	8		29	29	2	2	21	28.28		
	506	25	4	21					18	14	11	25	19			17	29.94		
	507	119	37	81		1			115	22	15	118	115	2	2	77	35.34		11
	508	39	13	26					37	5		39	37	2	3	24	39.70		
	509	39	20	19					37			39	39			19	44.99		6
	510	27	12	14					24	2		26	26	1	1	14	44.22		11.333
	511	25	14	9	1	1			25	3		23	23			4	47.88		6
	512	58	25	33					57			58	58	1	3	3	44.99		11
	513	64	36	28					64	5		64	64		4	4	47.51		22
	514	7	3	4					7	1	1	7	7			4	40.00		1
	515	37	24	13					37			37	37	1	17	13	28.23		11
	516	30	12	18					30			30	30			18	43.32		2
	518	19	10	9					19	1		19	19		2	3	35.00		
	519	9	6	3					9			9	9			3	41.00		3
	520	247	247						246			247	247	19	74	24	55.45		
	521	21	16	5	1	1			12	3		19	18			17	35.45		3
	522	69	33	34					66	16	11	67	66		11	28	32.21		3
	523	27	11	16					28	5		27	27			11	33.58		
	524	46	21	25					44	1		46	46		14	11	45.18		
	525	20	7	13					17	3		20	20		1	11	44.25		
	525	36	19	16		1			34	1	1	35	35		1	13	45.15		
	526	9	5	4					9			9	9			4	28.75		2
	527	1																	
	528	9	3	6					8	2	2	9	9		5	6	26.83		
	529	9	4	4					4			4	4			2			
	530	13	9	4					12			13	13			4	43.75		
	531	19	11	8					19	2		19	18		2	6	40.66		1
	532	50	33	17					47	4	1	50	50		9	15	37.73		1
	533	13	10	3					11			13	12	1		5	28		
	535	9	6	2		1			7	1	1	8	7		2	1			
	536	4							4			4	4						
	537	1																	
	538	15	10	3		2			14	1	1	13	13		1	3	50.00		
	539	12		2					12			12	12	1		1	1		
	540	30	14	16					30			30	30		2	15	28.60		10
	541	49	40	9					48			49	49		1	5	83.00		33
	542	18	14	2		2			18	1	1	16	16			1			14
	543	3	3						3			3	3						33
	544	14	13	1					14			14	14			1			13
	545	15		14					15	10	7	15	15			14	19.07		4
	546	11	5	6					11			11	11			6	32.50		
	547	11	8	3					11	1		11	11			3	44.33		6
	548	18	16	2					18			18	18			1			16
	549	5	5						5			5	5						15
	551	14	14						14			14	13						13
	552	6	5						6			6	6						8
	553	18	16	2					17			18	17	1		1			12
	554	13	12	1					13			13	13			12			10
	555	20	13	7					20			20	20			12	45.58		
	556	15	10	4		1			14			14	14			3	33.33		6
	557	32	22	9	1	1			32			31	31		8	8	37.12		15
	558	33	9	24					32	5		33	33			24	31.66		2
	559	69	7	60	1	1			69	16		67	67	4	7	60	32.28		1
	560	32		32					32			32	32			25	31.20		
	561	8		7					8			8	8			6	27.50		
	562	46	17	29					45	8		46	46			27	29.22		8
	563	113	29	81					107	24	2	110	110			77	32.66		14
	564	96	25	70		1			93	19	2	95	92		2	67	30.26		8

<sup>1</sup>For renter - occupied dwelling units and vacant nonseasonal not dilapidated units, for rent.  
<sup>2</sup>For owner - occupied dwelling units and vacant nonseasonal not dilapidated units, for sale only.

HOUSING—BLOCK STATISTICS

Table 3.—CHARACTERISTICS OF HOUSING FOR BLOCK AREAS, BY BLOCKS: 1950—Con.

Block area	Block	All dwelling units by occupancy and tenure					All dwelling units by condition and plumbing facilities			Occupied dwelling units			Contract monthly rent <sup>1</sup>		Value <sup>2</sup> of one-dwelling-unit structures		
		Total	Owner occupied	Renter occupied	Vacant non-seasonal not dilap., for rent or sale	Other vacant and non-resident	Number reporting	No private bath or dilap.	No running water or dilap.	Total	Persons per room		Occupied by non-white	Number reporting	Average monthly rent (dollars)	Number reporting	Average value (dollars)
											Number reporting	1.51 or more					
A	569	11	3	8					11	11		10	8	331.2	1		
	570	28	6	22					28	26			20	323.0			
	571	25	10	15					25	25	1		15	400.6	2		
	572	42	10	32					42	42	1		31	438.7	3	10,666	
	573	1															
	576	75	25	49		1			74	73			45	313.1	12	7,875	
	577	25	11	14				1	25	25	1	2	14	279.2	4	6,250	
	578	40	12	28					40	40	3		26	293.0	4		
	579	55	17	36		2			53	53	5	10	35	261.1	5	8,100	
	580	40	18	22					40	40		6	21	256.6	9	6,222	
	581	3	1	2					3	3			2				
	582	15	11	4				1	15	15	1		3	293.3	4	6,250	
	583	27	4	23				1	27	27			12	312.5	3	9,333	
	584	48	15	33				1	48	47	4	9	33	285.7	5		
	585	160	19	141	2	2			159	24	11		130	340.9	2	10,000	
	587	95	15	78		1			94	94			78	304.8	4	13,250	
	588	77	15	62					77	77	1		61	309.1	4		
	589	68	8	60					67	67	2	3	57	261.2	1		
	590	62	22	40				48	72	72	1	20	47	258.0	5	4,900	
	591	82	22	59		1		54	81	81	7	20	56	253.0	11	7,409	
	592	30	10	20					30	29			20	401.5	3	9,933	
	594	73	13	60				2	73	73	1		57	293.1	1		
	595	22	7	15					22	22			7	340.4	3	10,666	
	597	141	10	129	1	2			97	92	8	33	72	283.7			
	601	7	1	6					7	7			5	230.0			
	603	1															
	604	26	9	16		1		24	25	24	1	3	16	245.6	3	3,000	
	605	18	5	13				16	18	17	5	6	11	240.9	3	3,433	
	606	16	3	13				16	16	16		12	13	242.3	2		
	607	8	4	4				2	8	8			3	550.0	2		
	610	38	4	32		2		11	36	35	2	6	30	307.6			
	611	26	7	19				2	26	26	1		19	37.63	4	9,500	
	612	1															
	613	10	5	5				1	10	9	2		4	38.00	1		
	614	51	12	39				7	51	50	1		36	389.7	2		
	615	18	9	9					18	18			9	42.77	4	12,450	
	616	7	4	3					7	7	2		3	28.00	1		
	617	17	7	10					17	17			8	32.00	3	9,833	
	618	32	13	19					31	32	1		19	489.4	8	11,250	
	619	70	26	44				1	70	69			43	423.9	10	12,700	
	620	5	4	1					5	5			1		4	13,000	
	621	3	3						3	3			3	366.6			
	622	16	12	4					16	12			2		8	10,875	
	623	24	8	16				2	24	24			16	41.81	2		
	624	40	26	14				2	40	40	1		14	468.5	17	9,705	
	625	42	23	19				2	41	42			18	361.1	15	8,800	
	626	29	16	13				1	29	29	1		12	426.6	10	9,700	
	627	3	3						3	3					3	14,000	
	628	19	13	6					19	18	2		6	511.6	7	11,357	
	629	35	23	11		1		2	34	34			9	326.6	17	16,911	
	630	67	38	29					65	67	3		28	469.2	26	10,976	
	631	42	29	13					41	42			13	410.7	23	10,978	
	632	15	10	4		1			15	14			4	520.0	6	10,483	
	633	18	15	3					18	18			3	433.3	10	9,200	
	635	18	13	5				2	18	18			5	340.0	11	11,181	
	636	52	34	18				5	52	52			17	401.7	13	9,384	
	637	81	38	39		4		2	81	77	1	4	43	360.6	20	8,450	
	638	50	27	23				5	50	49	1		21	337.6	14	9,178	
	639	15	15					13	15	15			14	147.8			
	640	19	5	14		9			19	10			3	483.3	4	61,250	
	645	16	10	6					16	15	1		5	762.0	7	22,500	
	646	21	18	3					20	21			19		17	10,864	
	647	2															
	648	6	4	1		1			5	4			1		2		
	649	4	2	2					4	4			2		2		
	651	3	1	2					3	3			1		1		
	652	7	5	2					7	7			1		4	12,000	
	653	1															
	654	10	3	7					9	9			6	600.0	2		
	655	5	5						5	5					5	10,760	
	656	5	4	1					5	5			1		3	12,700	
	657	22	9	13		5			20	17			8	426.2	10	11,180	
	658	151		151					151	151	1		151	361.4			
	659	104	52	47		5			102	99			44	712.0	44	18,388	
	660	10	1	9				5	10	10			9	51.33	1		
	661	15	9	5				2	15	14			4	75.00	7	9,500	
	662	11	7	3		1			11	10			3	85.00	7	11,785	
	663	27	18	9		1			27	25			8	637.5	13	10,176	
	664	8	7	1				5	8	8	1		1				
	665	1															
	666	17	13	4					17	17			4	662.5	10	14,500	
	667	14	11	3					14	14		1	2		11	21,363	
	668	10	10						10	8		2			10	16,800	
	669	39	23	16				3	39	37		2	13	1200.0	22	22,181	
	670	20	16	4					20	20			4	1050.0	16	20,500	
	671	20	17	2		1			18	18					16	17,750	
	672	28	18	4		6			25	22	1		4	2062.5	15	31,200	

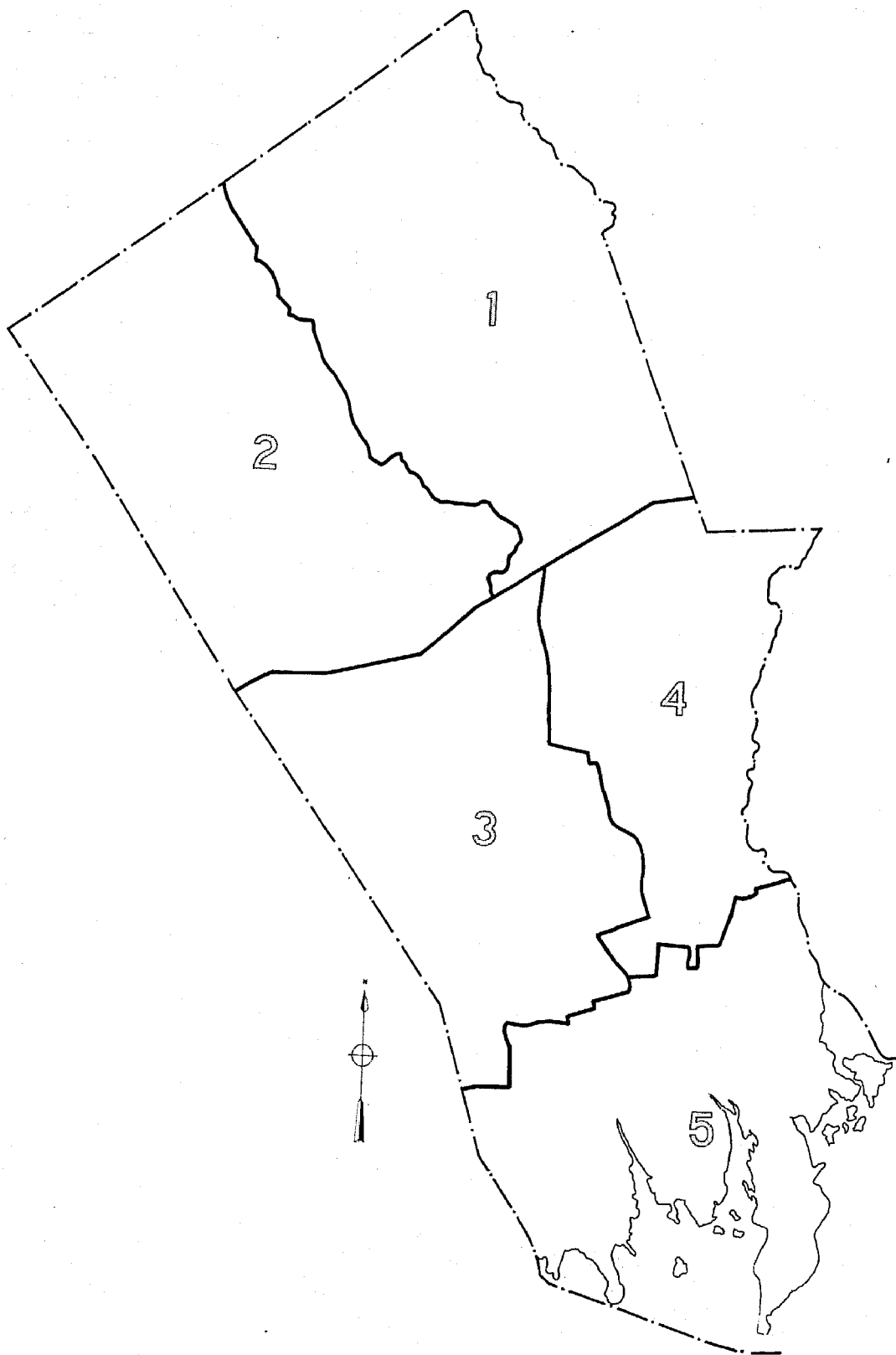
<sup>1</sup>For renter—occupied dwelling units and vacant nonseasonal not dilapidated units, for rent.  
<sup>2</sup>For owner—occupied dwelling units and vacant nonseasonal not dilapidated units, for sale only.

Table 3.—CHARACTERISTICS OF HOUSING FOR BLOCK AREAS, BY BLOCKS: 1950—Con.

Block area	Block	All dwelling units by occupancy and tenure					All dwelling units by condition and plumbing facilities			Occupied dwelling units			Contract monthly rent <sup>1</sup>		Value <sup>2</sup> of one-dwelling-unit structures	
		Total	Owner occupied	Renter occupied	Vacant non-seasonal not dilap., for rent or sale	Other vacant and non-resident	Number reporting	No private bath or dilap.	No running water or dilap.	Total	Persons per room		Number reporting	Average monthly rent (dollars)	Number reporting	Average value (dollars)
											Number reporting	1.51 or more				
A	674	17	13	1		3			14	14	1		1		10	21,400
	675	11	7	3		1			10	10			1		7	25,571
	676	1														
	677	2														
	678	8	8						8	8					8	17,437
	679	11	8	3					11	11					7	23,000
	680	20	16	3		1			19	19			3	1,583.3	16	28,562
	681	7	2	3		2			5	4			2		3	24,666
	682	8	3	3		2			6	6			1		5	22,640
	683	7	5	1		1			6	6					4	38,750
	684	8	4	2		2			6	6					6	42,166
	685	15	7	4	1	3			11	11			1			
	686	2													3	59,000
	687	10	5	3		2			8	8			1		3	40,666
	688	7	5	1		1			6	6					6	35,000
	689	15	10	4		1			14	14			3	1,150.0	13	28,076
	690	14	13	1					14	14			1		9	28,888
	691	16	9		4	3			9	9					4	30,000
	692	7	5	1		1			6	6					13	30,230
	693	15	14	1					15	15			1			
	694	14	11	2		1			13	12			2		11	32,409
	695	22	18	4					22	22			2		17	24,647
	696	24	20	4				1	24	24	1		2		18	30,555
	697	20	13	1		6			14	13					9	53,666
	698	1							3	3					2	
	699	3	2	1					3	3			1		13	26,846
	701	16	13	2		1			15	13					10	20,600
	702	10	10						10	10					10	
	703	13	11	2					13	13		1	2		10	35,100

<sup>1</sup>For renter - occupied dwelling units and vacant nonseasonal not dilapidated units, for rent.  
<sup>2</sup>For owner - occupied dwelling units and vacant nonseasonal not dilapidated units, for sale only.

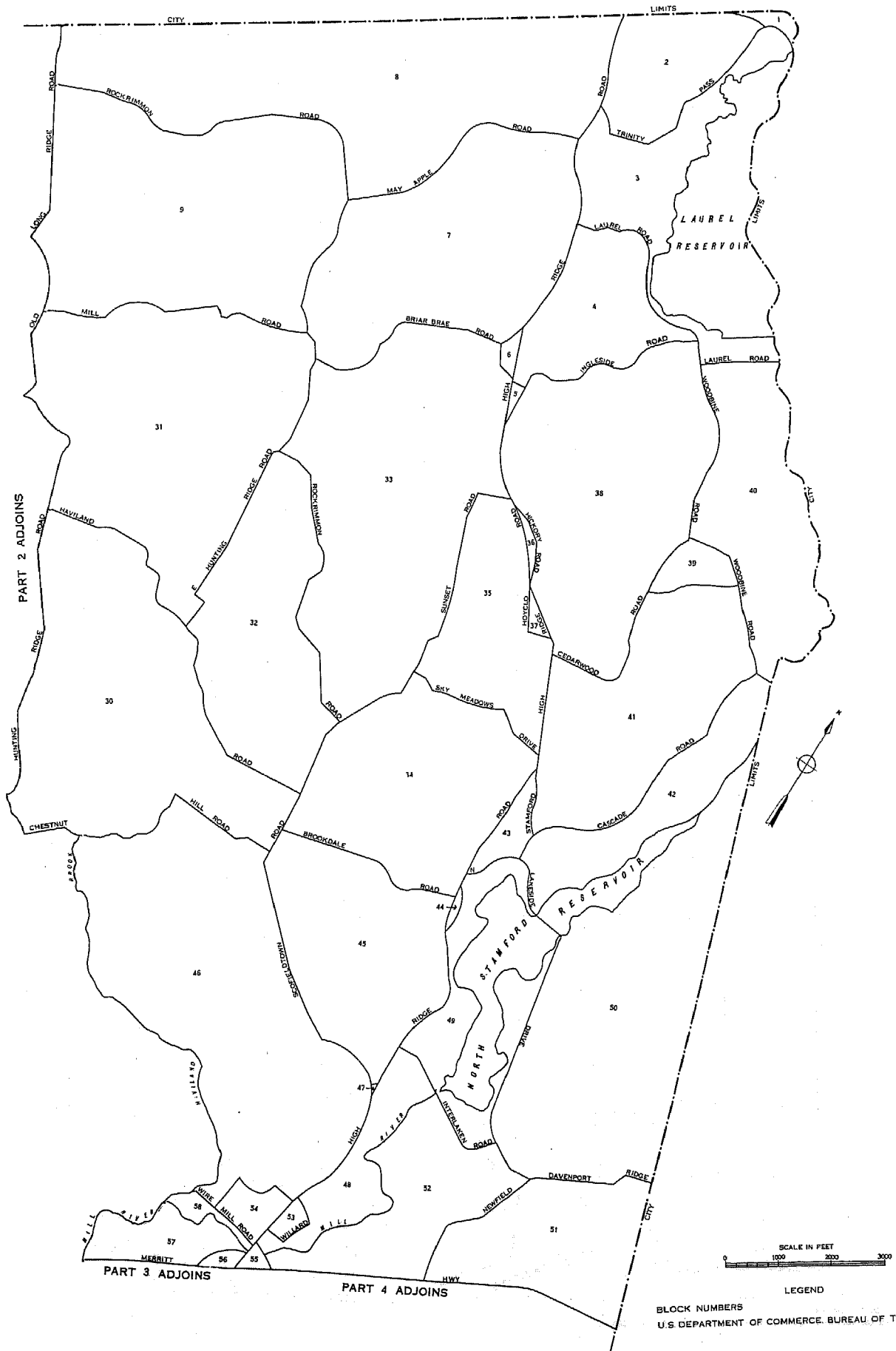
STAMFORD, CONNECTICUT, : 1950  
KEY MAP



LEGEND  
PART NUMBER

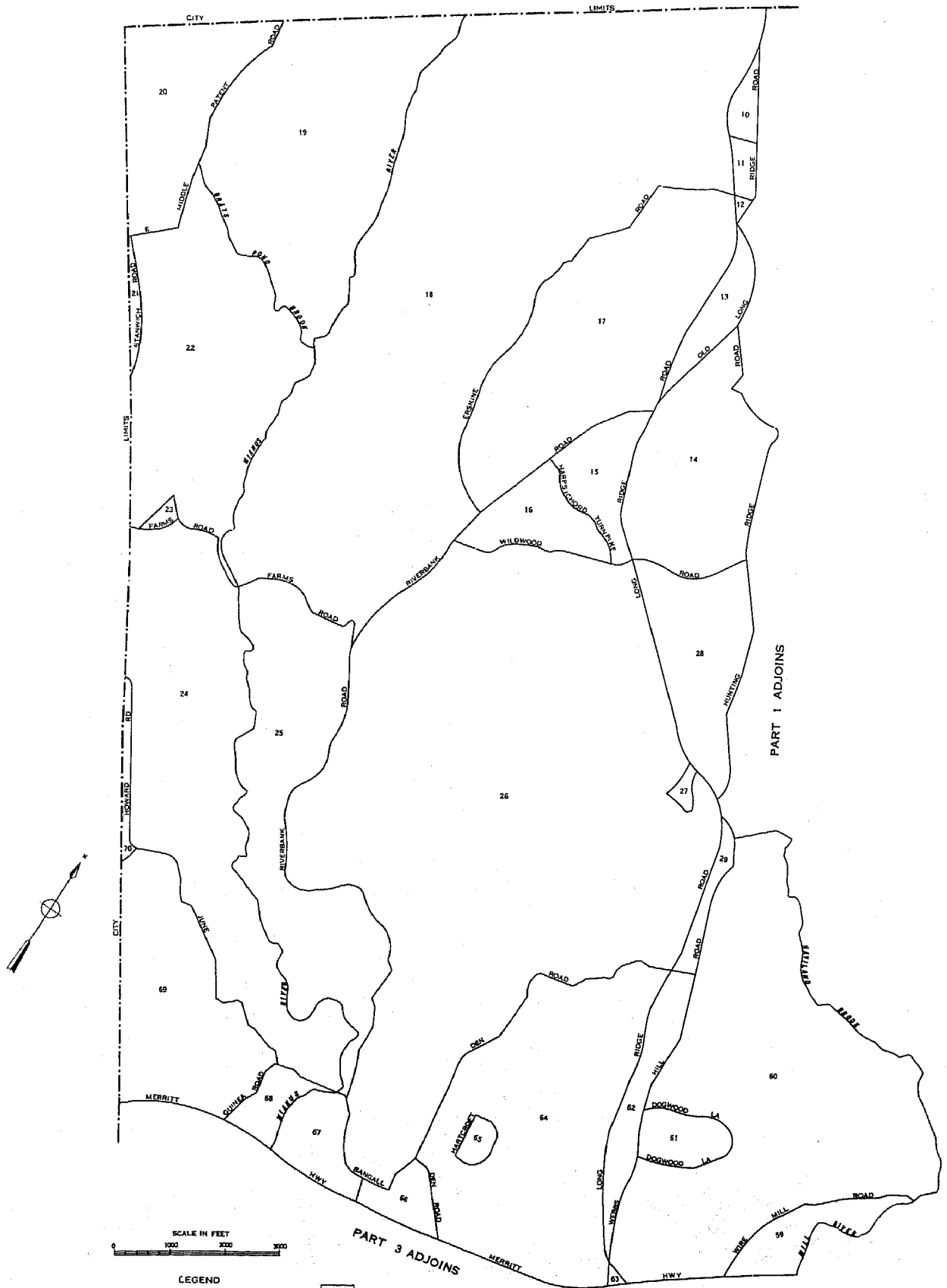
1

STAMFORD, CONNECTICUT, BY BLOCKS, 1950  
 PART 1 OF 5 PARTS



STAMFORD, CONNECTICUT, BY BLOCKS: 1950

PART 2 OF 5 PARTS

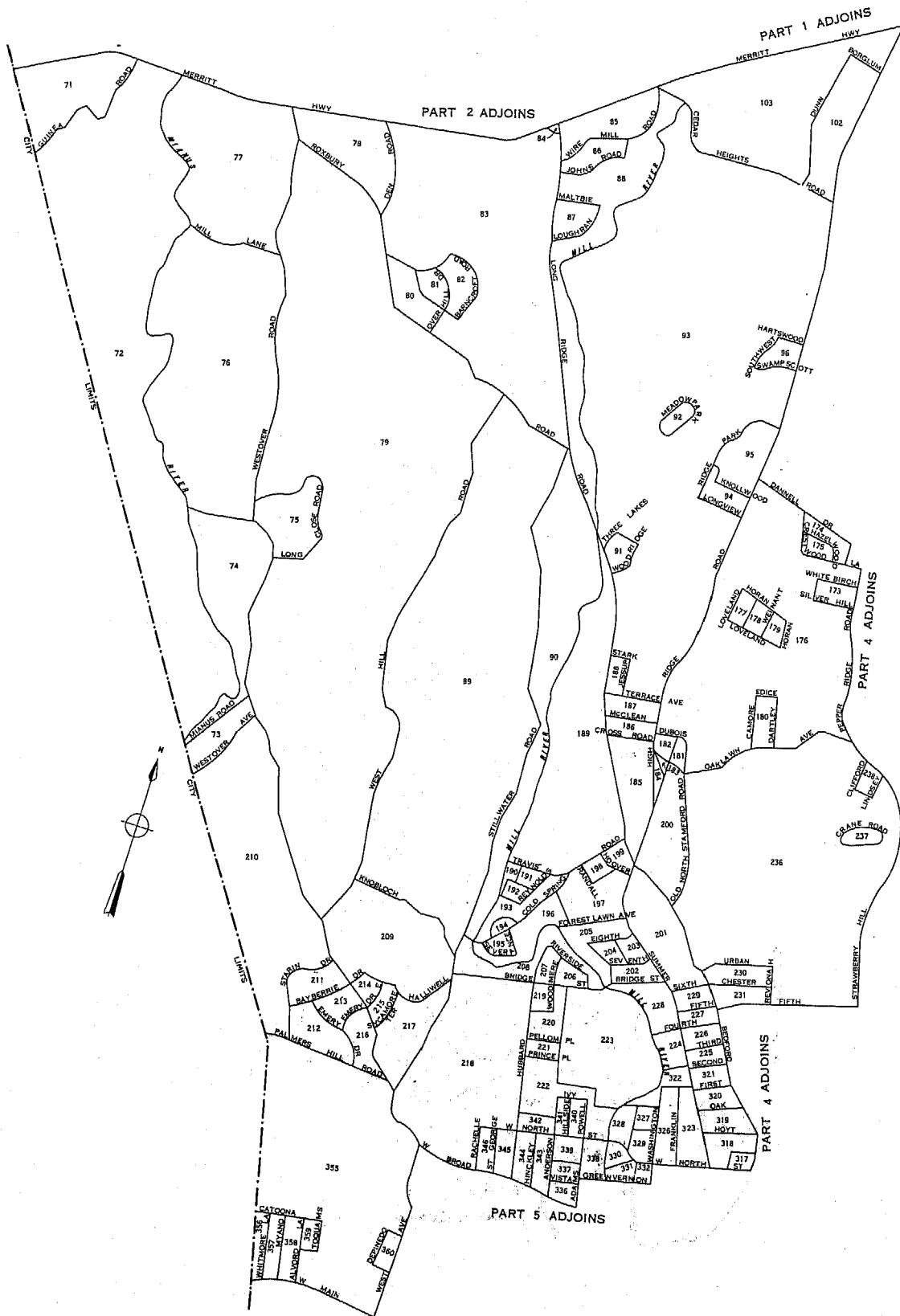


BLOCK NUMBERS  
U.S. DEPARTMENT OF COMMERCE, BUREAU OF THE CENSUS

25

STAMFORD, CONNECTICUT, BY BLOCKS: 1950

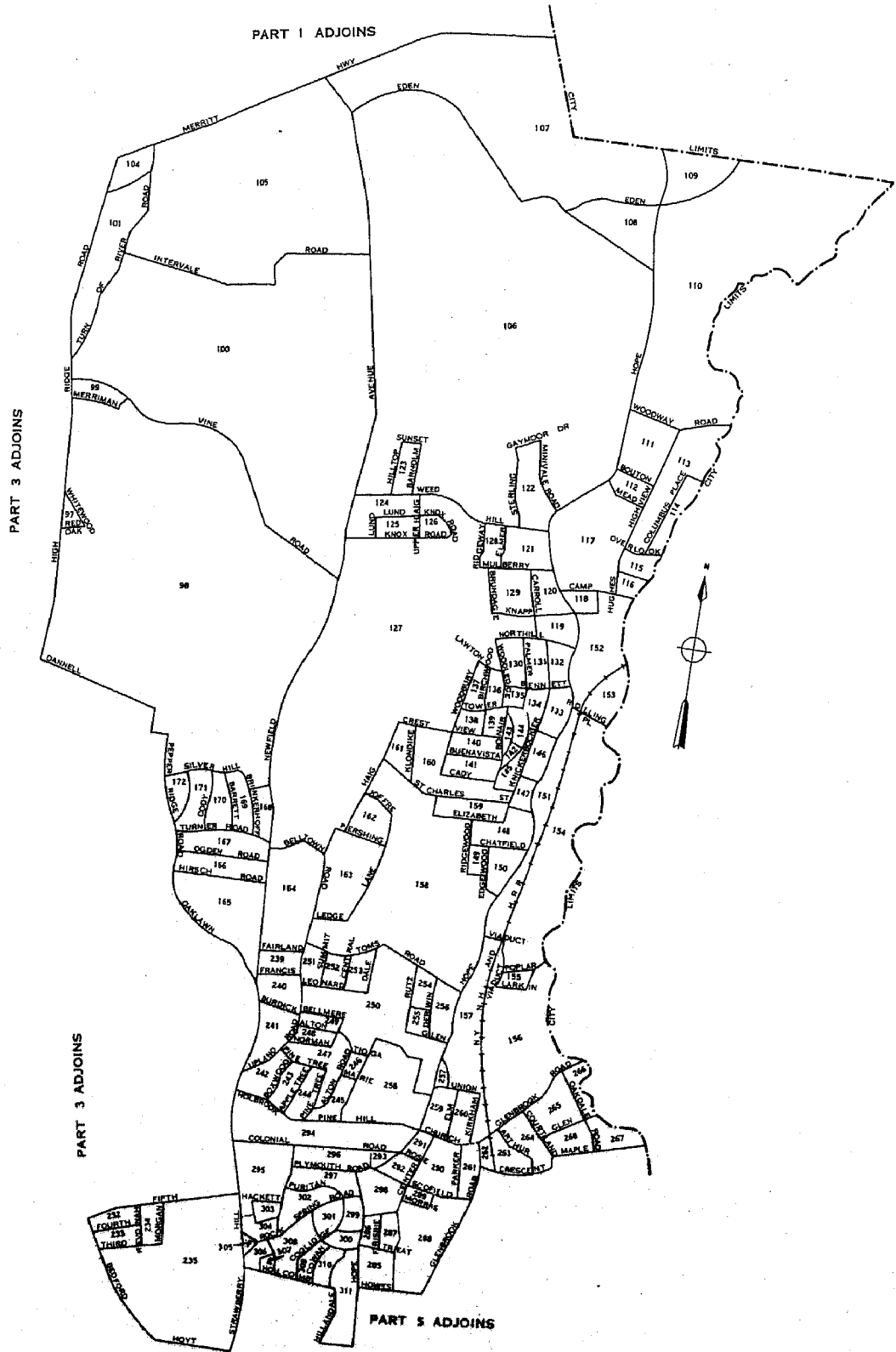
PART 3 OF 5 PARTS



LEGEND  
BLOCK NUMBERS  
U.S. DEPARTMENT OF COMMERCE, BUREAU OF THE CENSUS

STAMFORD, CONNECTICUT. BY BLOCKS: 1950

PART 4 OF 5 PARTS




SCALE IN FEET  
0 1000 2000 3000

LEGEND  
BLOCK NUMBERS  
U.S. DEPARTMENT OF COMMERCE, BUREAU OF THE CENSUS



STAMFORD, CONNECTICUT, BY BLOCKS: 1950

PART 5 OF 5 PARTS




LEGEND

BLOCK NUMBERS  
U.S. DEPARTMENT OF COMMERCE, BUREAU OF THE CENSUS

# 1950 UNITED STATES CENSUS OF HOUSING

U. S. DEPARTMENT OF COMMERCE • BUREAU OF THE CENSUS



**STOCKTON, CALIF.**

**BLOCK  
STATISTICS**

## U. S. CENSUS OF HOUSING: 1950

### Volume

- I General Characteristics
- II Nonfarm Housing Characteristics
- III Farm Housing Characteristics
- IV Residential Financing
- V Block Statistics

Housing statistics for census tracts are to be included in the Population reports on census tracts.

## U. S. CENSUS OF POPULATION: 1950

### Volume

- I Number of Inhabitants
- II Characteristics of the Population

Succeeding volumes will cover the following subjects:

Census Tracts, Nativity and Parentage, Nonwhite Population by Race, Persons of Spanish Surname, Institutional Population, Differential Fertility, Labor Force Characteristics, Occupation, Industry, Income, Internal Migration, Education, Characteristics of Families and Households.

**UNITED STATES CENSUS of HOUSING : 1950**  
U. S. DEPARTMENT OF COMMERCE      BUREAU OF THE CENSUS  
CHARLES SAWYER, Secretary      ROY V. PEEL, Director



**BLOCK STATISTICS**

**STOCKTON**  
**CALIFORNIA**

*Prepared under the supervision of*  
Howard G. Brunzman, Chief  
*Population and Housing Division*

1950 HOUSING CENSUS REPORT  
VOLUME V, PART 189

UNITED STATES GOVERNMENT PRINTING OFFICE 1952

**BLOCKS • WARDS**



## BUREAU OF THE CENSUS

ROY V. PEEL, *Director*

A. ROSS ECKLER, *Deputy Director*  
HOWARD C. GRIEVES, *Assistant Director*  
CONRAD TAEUBER, *Assistant Director*  
MORRIS H. HANSEN, *Assistant Director for Statistical Standards*  
ROBERT Y. PHILLIPS, *Assistant Director for Operations*  
CALVERT L. DEDRICK, *Coordinator, International Statistics*  
FRANK R. WILSON, *Information Assistant to the Director*

### Population and Housing Division—

HOWARD G. BRUNSMAN, *Chief*  
WAYNE F. DAUGHERTY, *Assistant Chief for Housing*  
ROBERT B. VOIGHT, *Assistant Chief for Operations*  
HENRY S. SHRYOCK, Jr., *Assistant Chief for Population*  
EDWIN D. GOLDFIELD, *Program Coordinator*

Quality and Equipment Statistics—Robert C. Hamer, *Chief*  
Inventory Statistics—Carl A. S. Coan, *Chief*  
Developmental Programs—J. Hugh Rose, *Chief*  
Residential Financing—Junia H. Honnold, *Chief*  
Territories and Possessions—Joel Williams, *Chief*  
Statistical Sampling—Joseph Steinberg, *Chief*  
Statistical Procedure—Morton A. Meyer, *Chief*  
Processing Operations—Milton D. Lieberman, *Chief*

Administrative Service Division—WALTER L. KEHRES, *Chief*  
Agriculture Division—RAY HURLEY, *Chief*  
Budget Officer—CHARLES H. ALEXANDER  
Business Division—HARVEY KAILIN, *Acting Chief*  
Field Division—LOWELL T. GALT, *Chief*  
Foreign Trade Division—J. EDWARD ELY, *Chief*  
Geography Division—CLARENCE E. BATSCHLET, *Chief*  
Governments Division—ALLEN D. MANVEL, *Chief*  
Industry Division—MAXWELL R. CONKLIN, *Chief*  
Machine Tabulation Division—C. F. VAN AKEN, *Chief*  
Personnel Division—HELEN D. ALMON, *Chief*

### SUGGESTED IDENTIFICATION

U. S. Bureau of the Census. *U. S. Census of Housing: 1950. Vol. V, Block Statistics, Part 189.*  
U. S. Government Printing Office, Washington, D. C., 1952

For sale by the Superintendent of Documents, U. S. Government Printing Office, Washington 25, D. C.,  
or any of the Field Offices of the Department of Commerce - Price 15 cents

## PREFACE

This report presents statistics on characteristics of dwelling units by blocks for the city. The tabulations are based on data from the 1950 Census of Housing, taken as of April 1, 1950. Authorization for the 1950 Census of Housing as part of the Seventeenth Decennial Census was provided by the Housing Act of 1949, approved July 15, 1949.

The major portion of the information compiled from the 1950 Census of Housing appears in Volume I, *General Characteristics*; Volume II, *Nonfarm Housing Characteristics*; Volume III, *Farm Housing Characteristics*; Volume IV, *Residential Financing*; and Volume V, *Block Statistics*. Volume V consists of separate reports, issued as bulletins for each of the 209 cities which in 1940 or in a subsequent census had a population of 50,000 or more. These reports will not be bound into a single publication.

The subjects covered in both the 1950 and 1940 reports on characteristics of dwelling units by blocks are substantially similar.

This report was prepared under the direction of Howard G. Brunsman, Chief, Population and Housing Division, and Wayne F. Daugherty, Assistant Chief for Housing. Robert C. Hamer, Chief, Quality and Equipment Statistics Section, was in charge of coordinating the content and the format of the report with assistance from Carl A. S. Coan, Chief, Inventory Statistics Section; Floyd D. McNaughton, Chief, Equipment and Facilities Unit; Beulah Washabaugh, Chief, Tenure and Vacancy Unit; and Walter A. Hines. The compilation of the statistics was under the supervision of Robert B. Voight, Assistant Chief for Operations.

The collection of the information on which these statistics are based was under the supervision of Lowell T. Galt, Chief, Field Division. The geographic work, including the assignment of all block numbers and the preparation of maps, was under the supervision of Clarence E. Batschelet, Chief, Geography Division. The data were tabulated under the supervision of C. F. Van Aken, Chief, Machine Tabulation Division.

March 1952.

# STOCKTON, CALIF.

## CONTENTS

### INTRODUCTION

	Page		Page
General.....	1	Definitions and explanations—Continued	
Related reports.....	1	Persons per room.....	2
Use of data.....	1	Color of occupants.....	2
Comparability with 1940 Housing Census data.....	1	Contract monthly rent.....	2
Definitions and explanations.....	1	Value of one-dwelling-unit structures.....	2
Dwelling unit.....	1	Number reporting.....	2
Occupancy and tenure.....	2	Block identification.....	2
Condition and plumbing facilities.....	2		

### TABLES

	Page
Table 1.—Characteristics of housing for the city: 1950.....	3
Table 2.—Characteristics of housing by wards: 1950.....	3
Table 3.—Characteristics of housing for wards, by blocks: 1950.....	4

Map of city, by blocks, appears following last page of tables.

# BLOCK STATISTICS

## INTRODUCTION

### GENERAL

Volume V of the Reports on Housing consists of a separate report for each of the 209 cities which in 1940, or in a subsequent census prior to 1950, had a population of 50,000 or more. Each report presents for the city, by blocks, tabulations for a limited number of subjects obtained in the Census of Housing. The subjects in these reports are similar to those in the block statistics supplements to Volume I of the reports of the 1940 Census of Housing. The subjects in this report present the number of dwelling units classified by occupancy and tenure, condition and plumbing facilities, persons per room, color of occupants, average contract monthly rent of renter-occupied and selected vacant units, and the average value of one-dwelling-unit owner-occupied and selected vacant structures. In table 1, the statistics for these subjects are summarized for the city. Table 2 contains the statistics for wards; these are the only statistics for wards that will be published from the 1950 Census of Housing. In table 3, the data are presented by blocks within wards and block areas. Maps identifying the location of each block and the ward boundaries are a part of this report.

**Related reports.**—Related statistics for this city are contained in the Reports on Housing, Volume I, *General Characteristics*; and in the Reports on Population, Volume I, *Number of Inhabitants*, and Volume II, *Characteristics of the Population*.

The Reports on Housing for each State in Volume I present data on the characteristics of dwelling units for the State by residence (urban, rural nonfarm, and rural farm), for standard metropolitan areas, urbanized areas, counties, for urban places, places of 1,000 to 2,500 inhabitants, and rural-nonfarm and rural-farm dwelling units for each county. Each report includes the following subjects: occupancy, tenure, race of occupants, type of structure, year built, condition and plumbing facilities, water supply, toilet and bathing facilities, number of rooms, number of persons, persons per room, electric lighting, heating equipment, heating and cooking fuels, refrigeration equipment, kitchen sink, radio, television, and, for nonfarm units, the contract monthly rent, gross monthly rent, and value of one-dwelling-unit structures.

Volume I of the Reports on Population shows the 1950 population of each county and of each minor civil division within the county. It also contains figures for each incorporated place, for each unincorporated place with 1,000 or more inhabitants, and for incorporated places of 5,000 or more by wards. A special series of tables presents data for each urbanized area giving the incorporated places and portions of minor civil divisions within it.

Volume II of the 1950 Population Reports contains statistics on the general characteristics of the population. Chapter A of this volume repeats the figures on number of inhabitants as shown in Volume I; Chapter B presents demographic, economic, and social characteristics of the population; and Chapter C gives more detailed cross-classifications for States and large cities and standard metropolitan areas.

**Use of data.**—The tabulation of housing characteristics for areas as small as city blocks provides descriptive material of considerable value for technical studies of housing in the city. The statistics will be useful in compiling totals for special types of areas that may be defined to meet the requirements of individual investigators. Users of the data should bear in mind that in

practically all cases the data for a given block represent the work of only one enumerator. Consequently, housing characteristics for blocks are subject to a wider margin of error than is to be expected in the figures for tracts or wards which represent returns made by a number of enumerators. Misinterpretation of instructions by one enumerator may cause a significant bias in the statistics for a block even though it may have a negligible effect upon the figures for larger areas. In particular, the enumeration of "condition" depended to a considerable extent upon the judgment of the individual enumerator. Also, failure to indicate the correct block number for a significant number of dwelling units may introduce errors into the block data.

**Comparability with 1940 Housing Census data.**—In the 1940 Census of Housing, reports entitled "Block Statistics" were issued as supplements to the first series of Housing bulletins. These supplements consisted of separate reports for each of the 191 cities which had 50,000 inhabitants or more in 1930.

In the 1950 reports, the block numbers used are different, in most cases, from those used in the 1940 reports. Therefore, to compare 1940 and 1950 data for a given block, it is necessary to locate the block on the maps to obtain the corresponding 1940 and 1950 block numbers.

The subjects in both the 1940 and 1950 reports are substantially similar. However, data on number of structures, year built, and mortgage status have been omitted from the 1950 report. Furthermore, in the 1940 reports average contract or estimated monthly rent was reported for all dwelling units while in 1950 average contract monthly rent is reported for some, and average value for other, dwelling units.

### DEFINITIONS AND EXPLANATIONS

More detailed and complete definitions are presented in Volume I of the Housing Reports.

**Dwelling unit.**—In general, a dwelling unit is a group of rooms or a single room, occupied or intended for occupancy as separate living quarters, by a family or other group of persons living together or by a person living alone.

A group of rooms, occupied or intended for occupancy as separate living quarters, is a dwelling unit if it has separate cooking equipment or a separate entrance. A single room, occupied or intended for occupancy as separate living quarters, is a dwelling unit if it has separate cooking equipment or if it constitutes the only living quarters in the structure. Also, each apartment in a regular apartment house is a dwelling unit even though it may not have separate cooking equipment. Excluded from the dwelling unit count are large rooming houses, institutions, dormitories, and transient hotels and tourist courts.

In the 1940 Census, a dwelling unit was defined as the living quarters occupied or intended for occupancy by one household. A household consisted of a family or other group of persons living together with common housekeeping arrangements, or a person living entirely alone. However, the enumerator was not explicitly instructed to define rooms as dwelling units on the basis of cooking equipment or separate entrance.

The number of dwelling units in the 1950 Census may be regarded as comparable with the number of dwelling units in the 1940 Census. Some living quarters may have been classified as separate dwelling units in the one census and not in the other. Further, in the 1950 Census, living quarters with five or more



lodgers were not tabulated as dwelling units; generally, such quarters were included in the 1940 dwelling unit count. However, the net effect of these changes is probably small.

**Occupancy and tenure.**—Dwelling units are classified by occupancy and tenure into four groups: owner-occupied; renter-occupied; vacant nonseasonal not dilapidated, for rent or sale; and other vacant and nonresident. A dwelling unit is classified as owner-occupied if it was owned wholly or in part by the head of the household or by some related member of his family living in the dwelling unit. All other occupied units are classified as renter-occupied whether or not cash rent was actually paid for living quarters. Rent-free units and living accommodations received in payment for services performed are thus included with the renter-occupied units.

A dwelling unit is considered vacant if no persons are living in it at the time of enumeration. New units not yet occupied were enumerated as vacant dwelling units if construction had proceeded to the extent that all the exterior windows and doors were installed and final usable floors were in place. The classification "Vacant nonseasonal not dilapidated, for rent or sale" is descriptive of the vacant dwelling units reported in this classification. "Other vacant and nonresident" units include all dilapidated and seasonal vacant units as well as the not dilapidated units which were not for rent or sale.

Because of changes in enumeration procedures, the counts of total vacant units in 1940 and 1950 are not strictly comparable. In 1940, vacant units were enumerated if they were habitable; units uninhabitable and beyond repair were excluded from the enumeration. In 1950, units were included regardless of condition if they were intended for occupancy as living quarters. Therefore, no comparison should be made between the data on "vacant nonseasonal not dilapidated, for rent or sale" units from the 1950 Census and data in the 1940 Census reports.

In both censuses, dwelling units occupied entirely by non-residents were included with vacant units not for rent or sale. Trailers, tents, houseboats, and railroad cars which were vacant were excluded from the dwelling unit inventory in both 1950 and 1940.

**Condition and plumbing facilities.**—Data on condition of a dwelling unit are shown in combination with data for selected plumbing facilities and are, therefore, limited to units for which both condition and plumbing facilities are reported. Plumbing facilities include water supply, toilet facilities, and bathing facilities.

The category "with private bath" includes those dwelling units reported with both a flush toilet and a bathtub or shower inside the structure for the exclusive use of the occupants of the unit. The category "no private bath" includes those dwelling units not having private flush toilet or not having private bathing facilities. The "no running water" category includes units with only piped running water outside the structure or with only other sources such as a hand pump.

A dwelling unit is "dilapidated" when it is run-down or neglected, or is of inadequate original construction, so that it does not provide adequate shelter or protection against the elements or it endangers the safety of the occupants.

**Persons per room.**—The number of persons per room has been computed for each occupied dwelling unit by dividing the number of persons in the dwelling unit by the number of rooms in the dwelling unit. All persons enumerated in the Population Census as members of the household (including lodgers, servants, and other nonrelated persons) are counted in determining the number of persons that occupy the dwelling unit. The number of rooms in the dwelling unit includes all rooms available for living quarters throughout the year. Not counted as rooms are bathrooms, closets, pantries, halls, screened porches, and unfinished rooms in the basement and attic.

**Color of occupants.**—Occupied dwelling units are classified by color of head of household according to the definition used in the

1950 Census of Population. The group designated as "nonwhite" consists of Negroes, Indians, Japanese, Chinese, and other non-white races. Persons who are not definitely Indian or of other nonwhite race are classified as white.

**Contract monthly rent.**—Contract monthly rent is the rent, at the time of enumeration, contracted for by the renter regardless of whether it includes furniture, heating fuel, electricity, cooking fuel, water, or personal services.

Monthly rent for vacant dwelling units is the amount asked for the dwelling unit at the time of enumeration. The average monthly rent relates to renter-occupied dwelling units and vacant nonseasonal not dilapidated units for rent. Dwelling units which are occupied "rent-free" are not included with the units reporting rent.

**Value of one-dwelling-unit structures.**—Average value is shown for owner-occupied dwelling units and vacant nonseasonal not dilapidated units which are for sale only. Value is shown only if the unit is in a one-dwelling-unit structure without business and if it is the only dwelling unit included in the property. The value represents the amount for which the owner estimates that the property, including such land as belongs with it, would sell under ordinary conditions and not at a forced sale. For vacant units, value is the sale price asked by the owner.

**Number reporting.**—Occupancy and tenure are reported for all dwelling units, and color of occupants is reported for all occupied units. The corresponding distributions for these subjects in table 1 are based on all dwelling units and on occupied units, respectively. For all other subjects, the distributions are based on the units for which the specific characteristics are reported, that is, the "Number reporting."

The number of dwelling units for which the enumerator obtained no report on a particular item is shown for the city totals only; however, the number "not reported" can easily be derived for each area in tables 2 and 3 by subtracting the number reporting from the total number of dwelling units (or total occupied).

**Block identification.**—A map or series of maps is included in this report showing block numbers for each block, number and letter designations for wards and block areas, and the names of principal streets.

Blocks are identified by serial numbers, a separate series of numbers being used for each ward or for a group of wards. Thus, the location of each block for which data are presented in table 3 may be determined by referring to the ward and block number shown on the map. Similarly, data for a specific block may be located in the table by reference to the map for the identification numbers of the ward and block.

In some cities "block areas" have been established to facilitate the numbering of blocks in groups of less than 1,000. This may cause a break in the sequence of block numbers within a ward. Where this occurs each part of the ward that is in a separate block area is distinguished on the map, and in the table the data are shown for blocks in numerical order within each block area section of the ward. When a boundary of a ward cuts through a block separating the block into segments, the statistics for each segment are tabulated in the ward in which it is physically located on the map. In such cases, to obtain the statistics for the entire block it is necessary to add the statistics for all segments.

If no dwelling units are reported for a block, the block number is not listed in table 3, although it is shown on the map. Dwelling units for which the block number was not reported are indicated in the table by the symbol "NR." Detailed data are not shown for such dwelling units, nor for blocks containing fewer than three dwelling units. Average monthly rent is not shown when the monthly rent was reported for fewer than three dwelling units. Average value is not shown when the value of one-dwelling-unit properties was reported for fewer than three dwelling units. All dwelling units are included, however, in the statistics for the city and for each ward.

Table 1.—CHARACTERISTICS OF HOUSING FOR THE CITY: 1950

Subject	Number	Percent	Subject	Number	Percent
<b>OCCUPANCY AND TENURE</b>			<b>PERSONS PER ROOM</b>		
All dwelling units.....	21,545	100.0	Occupied dwelling units.....	20,829	...
Owner occupied.....	11,475	53.3	Number reporting.....	20,522	100.0
Renter occupied.....	9,354	43.4	1.50 or less.....	19,853	96.7
Vacant nonseasonal not dilapidated, for rent or sale.....	426	2.0	1.51 or more.....	669	3.3
Other vacant and nonresident.....	290	1.3	Not reported.....	307	...
<b>CONDITION AND PLUMBING FACILITIES</b>			<b>CONTRACT MONTHLY RENT</b>		
All dwelling units.....	21,545	...	Renter-occupied, and vacant nonseasonal not dilapidated units, for rent—Number reporting.....	8,834	...
Number reporting.....	21,081	100.0	Total contract monthly rent..... dollars.....	336,871	...
With private bath, not dilapidated.....	18,666	88.5	Average monthly rent..... dollars.....	38.13	...
No private bath, with running water, not dilapidated.....	964	4.6	<b>VALUE OF ONE-DWELLING-UNIT STRUCTURES</b>		
No running water or dilapidated.....	1,451	6.9	Owner-occupied, <sup>1</sup> and vacant nonseasonal not dilapidated units, for sale only—Number reporting.....	9,993	...
Condition or plumbing facilities not reported.....	464	...	Total value or sale price..... dollars.....	89,674,300	...
No private bath or dilapidated.....	2,415	11.5	Average value..... dollars.....	8,974	...
<b>COLOR OF OCCUPANTS</b>					
Occupied dwelling units.....	20,829	100.0			
White.....	19,255	92.4			
Nonwhite.....	1,574	7.6			

<sup>1</sup>Restricted to 1-dwelling-unit properties.

Table 2.—CHARACTERISTICS OF HOUSING BY WARDS: 1950

Ward	All dwelling units by occupancy and tenure					All dwelling units by condition and plumbing facilities			Occupied dwelling units			Contract monthly rent <sup>1</sup>		Value <sup>2</sup> of one-dwelling-unit structures		
	Total	Owner occupied	Renter occupied	Vacant non-seasonal not dilap., for rent or sale	Other vacant and non-resident	Number reporting	No private bath or dilap.	No running water or dilap.	Total	Persons per room	Occupied by non-white	Number reporting	Average monthly rent (dollars)	Number reporting	Average value (dollars)	
<b>TOTAL</b>	<b>21545</b>	<b>11475</b>	<b>9354</b>	<b>426</b>	<b>290</b>	<b>21081</b>	<b>2415</b>	<b>1451</b>	<b>20829</b>	<b>20522</b>	<b>669</b>	<b>1574</b>	<b>8834</b>	<b>38.13</b>	<b>9993</b>	<b>8974</b>
1	4502	3413	945	96	48	4472	82	29	4358	4318	14	5	902	56.77	3251	11806
2	3469	2409	957	81	22	3456	89	37	3366	3346	40	63	921	43.72	2252	9601
3	1312	547	737	19	9	1285	91	42	1284	1257	12	4	668	45.74	397	10935
4	1971	775	1113	51	32	1914	284	129	1888	1867	33	24	1077	32.69	588	7235
5	1440	296	1096	37	11	1408	113	29	1392	1362	17	9	1059	39.59	176	8593
6	2921	889	1940	45	47	2827	659	437	2829	2754	254	830	1836	30.60	675	5918
7	1575	485	1042	21	27	1508	340	184	1527	1498	66	154	972	28.03	347	5114
8	1785	1148	566	18	53	1699	428	332	1714	1686	105	173	506	32.56	985	5537
9	2570	1513	958	58	41	2512	329	232	2471	2434	128	312	893	42.30	1322	6304

<sup>1</sup>For renter-occupied dwelling units and vacant nonseasonal not dilapidated units, for rent.

<sup>2</sup>For owner-occupied dwelling units and vacant nonseasonal not dilapidated units, for sale only.

HOUSING—BLOCK STATISTICS

Table 3.—CHARACTERISTICS OF HOUSING FOR WARDS, BY BLOCKS: 1950

[Detailed statistics not shown for blocks containing fewer than 3 dwelling units, nor for dwelling units not allocated by blocks (designated by NR)]

Ward	Block	All dwelling units by occupancy and tenure					All dwelling units by condition and plumbing facilities			Occupied dwelling units			Contract monthly rent <sup>1</sup>		Value <sup>2</sup> of one-dwelling-unit structures	
		Total	Owner occupied	Renter occupied	Vacant non-seasonal not dilap., for rent or sale	Other vacant and non-resident	Number reporting	No private bath or dilap.	No running water or dilap.	Total	Persons per room	Occupied by non-white	Number reporting	Average monthly rent (dollars)	Number reporting	Average value (dollars)
										Number reporting	1.51 or more					
1	1	199	158	10	30	1	197			168	167		9	7 633	180	8 634
	2	27	27				27			27	27				27	8 825
	3	37	37				37			37	37				37	9 151
	4	18	16	2			16			18	17		1		16	9 312
	5	31	30			1	31			30	30				30	9 666
	6	5	4				5			5	5				4	1 9 500
	7	25	13	11	1		25	2		24	23	1	11	4 500	12	12 333
	8	17	7	10			17			17	17		10	4 570	5	17 400
	9	2					2			2	2					
	11	5	5				5	1	1	5	5				5	10 800
	13	7	3				7			4	4		1		6	12 716
	14	24	20	2	2		24			22	22		3	7 466	21	10 742
	15	33	27	5	1		33			32	32		5	8 400	28	10 017
	16	15	11	2		2	15			12	12		1		12	9 491
	17	12	10	2			12			12	12		2		10	12 600
	18	27	24	2			27			27	27		3		23	11 100
	19	31	30	1			31	1		31	31	1	1	5 666	30	10 673
	20	14	14				14			14	14		1		14	11 964
	21	36	6	30			36	24		36	36		28	4 296	6	17 500
	22	11	8	2	1		11			10	10	1	2		8	18 250
	23	18	13	5			18			18	18		5	4 600	12	17 000
	24	23	9	14			23			23	23		13	6 653	7	18 071
	25	21	13	7		1	21			20	20		7	5 542	11	12 500
	26	20	12	8			20			20	19		8	4 662	10	15 950
	27	15	7	8			15			15	15		8	5 037	7	18 142
	28	40	8	23	9	1	40	1	1	30	30	1	32	12 031	6	27 333
	29	8	7				8			8	8				8	18 500
	30	48	7	41			48	1	1	48	48	1	41	7 912	5	18 600
	31	19	3	16			19			19	19	1	15	7 900	2	
	32	11	8	1	1		11			9	9		1		8	18 625
	33	1					1			1	1					
	34	27	24	2	1		27			26	26		2		25	11 232
	35	21	19	2			21			21	21	1	2		18	12 555
	36	27	25	2			27			27	27	1	2		25	11 704
	37	28	28				28			28	28		2		28	10 278
	38	31	29	1	1		31			30	30		2		29	10 079
	39	31	29	1	1		31			30	30				30	10 400
	40	15	15				15			15	15				15	17 400
	41	14	12	1	1		14			13	13		1		12	17 125
	42	11	9	2			11			11	11	1	2		8	17 000
	43	9	9				9			9	9				9	17 777
	44	10	10				10			10	10				10	18 000
	45	9	8	1			9			9	9		1		7	18 714
	46	17	13	4			17			17	17		3	5 233	11	20 090
	47	35	17	18			35			35	34	1	17	6 141	13	16 000
	48	11	10				11			11	11		1		9	16 666
	49	17	10	7			17			17	17		7		8	12 562
	50	22	19	2	1		22			21	21		2		20	11 075
	51	17	17				17			17	17				17	11 529
	52	15	8	6		1	15			14	14		6	9 666	8	13 375
	53	17	9	7	1		17			16	16		6	10 416	10	11 030
	54	14	14				14			14	14				14	10 357
	55	15	15				15			15	15				15	9 266
	56	15	13	2			15			15	15		2		13	8 784
	57	14	13				14			14	14		1		13	8 461
	58	12	11	1			12			12	12		1		11	8 818
	59	14	11	2		1	14			13	13		2		10	8 200
	60	26	21	4	1		26			25	25		4	4 750	22	7 509
	61	16	14	2			16			16	16		1		12	9 333
	63	16	11	5			16	2	2	16	16		4	3 625	11	9 127
	64	18	16	2			18			18	18		2		16	8 331
	65	18	17	1			18			18	18		1		17	8 335
	66	23	20	1		2	23			21	21		1		20	6 540
	67	14	11	3			14			14	14		3		10	7 770
	68	14	12	2			14			14	14		2		12	8 583
	69	14	13				14			14	14		1		13	8 730
	71	14	11	2			14			14	14		1		11	9 090
	72	15	15			1	15			15	15		2		15	8 400
	73	13	13				13			13	13				13	13 961
	74	14	14				14			14	14				14	11 650
	75	20	19	1			20			20	20		1		19	11 657
	76	18	16	1	1		18			17	17		1		17	13 264
	77	6	6				6			6	6				6	16 500
	78	7	7	1			7			7	7				7	13 916
	79	14	12			1	14			14	14		1		12	17 857
	80	10	10				10			10	10				10	17 400
	81	16	16				16			16	16				16	16 750
	82	15	13	2			15			15	15				12	18 000
	83	8	6			2	8			8	8		1		8	25 500
	84	6	5			1	6			5	5				5	23 100
	86	4	4				4			4	4				4	23 500
	87	4	4	2			4			4	4		1		4	19 000
	88	2					2			2	2					
	89	20	12	5		3	19			17	16		5	13 500	11	17 890
	90	8	4	3	1		8			7	6		3	13 166	4	19 875
	91	30	28	1	1		30			29	29		28		28	11 917
	92	30	28	1	1		30			29	29		1		29	9 900

<sup>1</sup>For renter-occupied dwelling units and vacant nonseasonal not dilapidated units, for rent.

<sup>2</sup>For owner-occupied dwelling units and vacant nonseasonal not dilapidated units, for sale only.

Table 3.—CHARACTERISTICS OF HOUSING FOR WARDS, BY BLOCKS: 1950—Con.

Ward	Block	All dwelling units by occupancy and tenure					All dwelling units by condition and plumbing facilities			Occupied dwelling units			Contract monthly rent <sup>1</sup>		Value <sup>2</sup> of one-dwelling-unit structures	
		Total	Owner occupied	Renter occupied	Vacant non-seasonal not dilap. for rent or sale	Other vacant and non-resident	Number reporting	No private bath or dilap.	No running water or dilap.	Total	Persons per room		Number reporting	Average monthly rent (dollars)	Number reporting	Average value (dollars)
											Number reporting	1.51 or more				
1	93	29	24	5		26			29	26	1	4	85.00	22	9,977	
	94	29	25	3	1	29			28	27		2		26	10,896	
	95	3	3			3			3	3				3	33,333	
	96	8	6		2	7			6	6				7	33,642	
	97	4	4			4			4	4				4	27,000	
	98	3	3			3			3	3				3	43,333	
	99	11	9	2		11			11	11		2		6	20,166	
	100	8	7		1	8			7	7				7	18,114	
	101	9	9			9			9	9				9	19,666	
	102	8	8			8			8	8				7	20,285	
	103	11	8	3		11			11	11		3	54.66	8	16,375	
	104	7	6	1		6			7	6				6	15,500	
	105	21	7	14		21			21	21	1	14	63.07	5	18,600	
	106	20	20			19			20	19				19	11,210	
	107	26	26			26			26	26				26	12,846	
	108	16	14	2		16			16	16		2		14	10,678	
	109	20	16	4		20			20	20		2		15	8,400	
	110	17	15	2		17			17	17		2		13	7,230	
	111	14	12	2		14			14	14		2		12	6,708	
	112	16	12	4		16			16	16		4	58.75	11	7,836	
	113	20	10	9	1	20			19	19		9	49.44	8	8,250	
	114	16	10	6		16			16	16		6	31.16	9	7,444	
	115	13	13			13			13	13				12	7,433	
	116	25	14	11		25			25	25		10	44.30	11	6,181	
	117	13	10	3		12	2		13	12		3	50.00	8	7,937	
	118	22	18	4		22			22	22		6	45.50	15	5,866	
	119	22	18	4	1	22	1		20	20		2		18	6,933	
	120	23	19	4		23			23	23		5	68.40	17	7,058	
	121	7	6	1		7			7	7		1		5	7,100	
	122	13	6	6	1	13			12	12		6	61.66	6	6,333	
	123	16	16			16	2	2	16	16				14	7,500	
	124	10	5	5		10			10	10		5	42.20	3	8,500	
	125	9	4	5		9			9	9		5	50.60	3	9,666	
	126	13	12	1		13			13	13		1		11	8,000	
	127	17	16	1		17			17	17		1		16	9,468	
	128	17	15	2		17			17	17		5	37.60	11	10,363	
	129	12	11	1		12			12	12				12	10,291	
	130	14	14			14			14	14				12	9,475	
	131	22	18	4		22			22	22		1		11	13,772	
	132	22	20	2	1	22	2		20	20	1	7	54.71	19	14,026	
	133	23	21	2		23			23	23		2		20	12,475	
	134	14	11	3		14			12	12		1		11	15,500	
	135	24	23	1	1	24	1	1	23	23				23	15,413	
	136	21	21			21			21	21				20	16,050	
	137	17	17			17			17	17				17	27,000	
	138	9	9			9			9	9				9	23,333	
	139	3	3			3			3	3				3	35,666	
	140	8	8			8			8	8				8	20,275	
	141	9	8	1		9			9	9		1		8	24,375	
	142	2														
	143	7	6	1	1	7			6	6				7	25,857	
	144	13	12	1		13			13	13		1		12	13,458	
	145	16	15	1		16			16	16		1		14	14,450	
	146	13	12	1	1	13			12	12				13	15,269	
	147	13	12	1	1	13			12	12				13	15,500	
	148	16	16			15			16	15				15	18,660	
	149	14	12	2		14			12	12				12	18,500	
	150	9	9			9			9	9				8	32,250	
	151	11	8	3	1	11			10	10		2		8	13,812	
	152	23	21	2		23			23	23		2		20	11,220	
	153	15	14	1	1	15			14	14		3		13	11,615	
	154	26	23	3		26			26	26		3	36.66	22	13,304	
	155	20	18	2		20			20	20		2		18	12,066	
	156	3	4	1		3			3	3		1		1		
	157	26	2	24		26			26	26		21	58.47	8	7,750	
	158	15	4	11		14			13	12		4	65.00	8	10,978	
	159	28	24	4	2	28			28	28		4	34.50	23	9,464	
	160	18	15	3		18		1	18	18		3	41.66	14	8,627	
	161	16	11	5		16		1	16	16		3	36.66	11	6,166	
	162	16	12	4	1	16			15	15		4	52.00	12	6,166	
	163	9	6	3		9			9	9		3	67.00	5	7,400	
	164	32	19	13		32	1	1	32	31		13	41.23	18	6,333	
	165	13	10	3		13			13	13		3	39.00	7	6,142	
	166	6	4	2		6			6	6		3	28.33	4	6,000	
	167	23	17	6		23			23	23		6	33.16	16	5,500	
	168	13	8	5		13	2	1	13	13		5	24.20	6	5,333	
	169	7	5	2		7			7	7		2		6	6,000	
	170	16	10	6		16			16	16		6	39.66	4	5,850	
	171	25	12	13		25			23	23		11	28.81	10	6,700	
	172	21	12	9	1	21	4	4	20	20		8	66.00	11	8,136	
	173	20	17	3		20			19	19		2		16	8,156	
	174	20	9	11		20			20	20		11	50.27	8	8,875	
	175	21	12	9	1	21	2		20	20		7	47.00	8	6,750	
	176	18	17	1		18	1	1	18	18				17	18,176	
	177	25	22	3		25			25	25		3	31.66	20	18,750	
	178	14	11	3		14			14	13		2		11	17,363	
	179	12	11	1	1	12			11	11				10	18,600	

<sup>1</sup>For renter - occupied dwelling units and vacant nonseasonal not dilapidated units, for rent.  
<sup>2</sup>For owner - occupied dwelling units and vacant nonseasonal not dilapidated units, for sale only.

## HOUSING—BLOCK STATISTICS

Table 3.—CHARACTERISTICS OF HOUSING FOR WARDS, BY BLOCKS: 1950—Con.

Ward	Block	All dwelling units by occupancy and tenure					All dwelling units by condition and plumbing facilities			Occupied dwelling units			Contract monthly rent <sup>1</sup>		Value <sup>2</sup> of one-dwelling-unit structures		
		Total	Owner occupied	Renter occupied	Vacant non-seasonal not dilap., for rent or sale	Other vacant and non-resident	Number reporting	No private bath or dilap.	No running water or dilap.	Total	Persons per room		Occupied by non-white	Number reporting	Average monthly rent (dollars)	Number reporting	Average value (dollars)
											Number reporting	1.51 or more					
1	180	9	6	3		9			9	9			3	48.33	6	13,583	
	181	12	10	2		12			12	12			2		10	12,950	
	182	23	21	2		23			23	23			2		21	12,333	
	183	14	11	3		14			13	13			2		11	10,863	
	184	27	27			28	1		32	28			3	66.66	22	10,222	
	185	22	20	2		22			21	21			1		18	8,805	
	186	39	35	4		36	1		38	35			1		33	14,409	
	187	19	14	5		19		1	19	19		1	3	83.33	12	11,708	
	188	10	10			11			10	10					10	11,000	
	189	12	11	1		12			12	12			1		11	12,772	
	190	21	18	3	1	21			20	20			2		19	8,557	
	191	27	21	6		27			27	27			5	48.20	21	12,833	
	192	27	21	6		27		2	25	25			3	48.33	20	12,625	
	193	30	29	1		30			29	29					27	16,092	
	194	15	12	3		15		1	14	14			2		12	13,635	
	195	10	8	2		10			10	10			1		8	17,062	
	196	13	13			13			13	13					13	13,653	
	197	15	15			15			15	15					15	14,000	
	198	9	7	2	1	9		1	9	7					8	13,062	
	199	7	7			7			7	7					7	14,428	
	200	13	13			13			13	13					12	14,466	
	201	14	11	3		14			14	14			3	86.66	11	12,272	
	202	15	15			15		1	15	15					15	9,613	
	203	20	17	3	1	20		1	19	19			2		17	11,823	
	204	16	16			16			16	16					16	12,093	
	205	14	13	1		14			14	14			1		13	10,561	
	206	8	7	1		8		1	7	7					7	24,000	
	207	20	17	3		20			20	20			2		16	9,593	
	208	20	19	1		19		1	20	20					19	8,431	
	209	6	5	1		6			6	6			1		5	9,800	
	210	31	6	25		31		1	31	31			25	47.96	4	14,375	
	211	12	9	3		12			12	12		1	3	53.33	9	11,833	
	212	15	7	8		15			15	15			8	63.87	7	9,571	
	213	22	13	9	1	22		1	21	21			5	50.60	11	6,481	
	214	26	16	10	1	26			25	25			10	47.00	11	8,181	
	215	30	16	14	1	30			29	29			12	32.50	15	6,566	
	216	17	6	11	1	17		4	17	15		1	11	31.18	6	6,416	
	217	18	13	5		18			18	18			5	39.40	11	6,000	
	218	22	14	8	2	22			20	20			8	33.75	11	5,272	
	219	27	16	10	1	27			26	26			10	72.60	13	7,176	
	220	24	11	13	1	24		3	22	22			12	63.00	10	5,550	
	221	23	19	4	1	19		2	23	19		1	1		16	11,343	
	222	10	10			10			10	10					9	10,000	
	223	72	52	19	1	72			71	71			20	48.95	45	11,244	
	224	16	10	6		16		1	16	16			6	37.50	7	7,785	
	225	16	10	6	1	16			15	15			6	49.33	8	10,062	
	226	13	7	6	1	13			12	11			6	51.16	6	9,083	
	227	19	11	8	1	19			19	19			8	33.00	10	9,400	
	228	17	11	6		17		1	17	15			5	45.40	9	10,722	
	229	14	9	5		14			14	14		1	5	32.60	7	7,100	
	230	11	8	3		11			11	11			3	48.33	7	10,000	
	231	20	17	3		20			20	20			3	61.66	16	9,687	
	232	17	14	3		17			17	17			3	40.00	14	10,750	
	233	17	16	1		17			17	17			1		16	9,968	
	234	17	14	3	1	17			16	16			2		15	9,466	
	235	18	18			18			18	18					17	9,323	
	236	17	15	2	1	17			16	16			1		15	7,873	
	265	12	12			12			12	12					12	10,433	
	266	25	13	12		25			25	25			10	44.20	10	15,750	
	267	9	6	3		9			9	9			3	36.00	6	6,650	
	268	13	9	4		13			13	13			3	48.66	9	8,444	
	269	10	7	3	1	10			9	9					8	8,500	
	270	10	9	1		10			10	10			1		9	8,833	
	271	10	8	2	1	10			9	9			2		6	7,333	
	272	12	6	6		12		2	12	11			6	43.00	5	8,500	
	273	16	8	8		16			16	15			8	48.25	7	13,142	
	274	27	20	7	1	27			26	26			6	45.33	18	16,388	
	275	25	4	21		25			25	25			15	47.20	5	9,900	
	276	16	4	12		16			16	16			11	42.09	2	8,200	
	277	14	13	1		14			14	14			1		12	17,708	
	278	14	13	1		14			14	14			1		12	25,583	
	279	7	6	1		7			7	7			1		6	28,333	
	280	16	8	8	1	16		1	15	15			7	43.42	7	14,500	
	281	17	13	4		17			17	17			3	49.33	11	6,863	
	282	25	18	7	1	25		2	24	24			7	43.28	13	6,423	
	283	32	12	20	1	32			30	30			17	71.64	10	5,750	
	285	27	16	11	1	27		1	25	24			10	45.30	12	5,383	
	286	25	9	16		25		7	25	24			15	32.13	6	5,516	
	675	11	9	2		11			11	11			2		9	9,344	
2	237	9	9			9			9	9					9	14,755	
	241	6	5	1		6			6	4					4	27,375	
	242	2				2			2	2							
	245	4	4			4			4	4					4	15,750	
	246	21	21			21			21	21					16	17,593	
	247	21	15	6	1	21			19	19		1	5	72.00	13	8,053	

<sup>1</sup>For renter-occupied dwelling units and vacant nonseasonal not dilapidated units, for rent.<sup>2</sup>For owner-occupied dwelling units and vacant nonseasonal not dilapidated units, for sale only.

Table 3.—CHARACTERISTICS OF HOUSING FOR WARDS, BY BLOCKS: 1950—Con.

Ward	Block	All dwelling units by occupancy and tenure					All dwelling units by condition and plumbing facilities			Occupied dwelling units			Contract monthly rent <sup>1</sup>		Value <sup>2</sup> of one-dwelling-unit structures	
		Total	Owner occupied	Renter occupied	Vacant non-seasonal not dilap., for rent or sale	Other vacant and non-resident	Number reporting	No private bath or dilap.	No running water or dilap.	Total	Persons per room		Number reporting	Average monthly rent (dollars)	Number reporting	Average value (dollars)
											Number reporting	1.51 or more				
2	248	13	12		1	13			12	12		1		11	10,000	
	249	27	27			27			27	27				24	13,512	
	250	17	16	1		17			17	17				15	12,033	
	251	18	16	2		18			18	18				16	8,531	
	252	16	15	1		16			16	16				15	9,300	
	253	24	23		1	24			23	23				21	10,833	
	254	16	12	3	1	16			15	15		3	38.66	11	8,445	
	255	16	16			16			16	16		3		15	9,293	
	256	18	15	3		17	1	1	18	18		1	55.00	14	12,928	
	257	12	11	1		12			12	12				10	14,230	
	258	15	12	3		15			15	15		2		10	9,600	
	259	10	8	2		10			10	10		2		8	12,000	
	260	4	3	1		4			4	4				3	24,833	
	261	9	9			9			9	9				8	15,687	
	262	9	6	3		9			9	9		3	59.66	6	11,250	
	263	18	11	7		18			18	18		7	48.71	10	10,200	
	264	8	8			8			8	8				8	12,750	
	313	15	11	3	1	15			14	14		2		11	8,318	
	314	15	12	2	1	15			14	14		2		10	11,800	
	315	19	15	4		19			19	19		4	31.25	14	8,250	
	316	19	13	5	1	19			18	18		5	49.80	12	8,500	
	317	18	16	1	1	17			17	14		1		15	11,133	
	318	17	16		1	17			16	16				16	11,375	
	319	19	13	6		19			19	19		5	57.00	10	9,950	
	320	16	15	1		16			16	16		1		15	10,446	
	321	16	16			16			16	16				15	10,733	
	322	26	25	1		26			26	26		1		25	11,620	
	323	31	25	5	1	31	1	1	30	30		5	43.60	22	9,122	
	324	48	41	5	2	48			46	46		4	67.00	38	10,213	
	325	33	25	4	3	33	1	1	29	29		5	53.00	21	7,190	
	326	12	11		1	12			11	11		7		12	8,908	
	327	26	2	6	17	26			8	8				18	8,561	
	328	397	33	355	9	397	2	1	388	388	11	10	363.3	31	7,335	
	329	33	32	1		33	1	1	32	32		26				
	330	43	35	8		43			43	43		1		30	9,210	
	331	17	13	2	2	17			15	15				14	8,364	
	332	43	40	3		43		2	43	43				36	10,263	
	333	10	10			10			10	10		1		9	11,833	
	334	20	16	4		20			20	20		4	59.00	16	11,312	
	335	20	17	3		20			20	20		2		16	14,187	
	336	16	16			16			16	16				16	10,687	
	337	17	16	1		17			17	17		1		14	11,857	
	338	16	16			16			16	16		2		16	12,531	
	339	16	14	2		16			16	16				14	11,857	
	340	18	18			18			18	18				17	10,500	
	341	17	17			17		1	17	17				17	10,823	
	342	16	14	2		16		1	16	16				14	11,000	
	343	15	11	4		15			15	15				11	11,136	
	344	17	13	4		17			17	17		2		12	11,166	
	345	17	15	2		17			17	17		2		15	9,633	
	346	20	14	5	1	20			19	19		5	41.60	13	8,653	
	347	18	7	11		18			18	18		11	67.09	3	12,833	
	348	24	12	12		24			24	24		11	41.36	11	8,181	
	349	10	9	1		10			10	10				9	18,833	
	350	8	8			8			8	8				8	17,687	
	351	18	15	3		18			18	18		3	38.33	14	7,071	
	352	19	16	3		19		1	19	19		2		14	8,892	
	403	23	15	8		22		7	23	23		7	44.71	12	7,458	
	404	20	14	5		20			19	18		1	45.00	11	7,945	
	405	18	14	3		17			17	17		3	63.33	13	12,500	
	406	17	12	5		17			17	17		5	63.00	11	9,000	
	407	17	13	3		17			16	16				13	9,038	
	408	19	14	5		19			19	19				13	10,653	
	409	20	15	5		20			20	20				12	9,625	
	410	18	13	5		18			18	18				13	8,953	
	411	14	13	1		14			14	14		1		13	8,923	
	412	14	9	5		14			14	13		1	39.60	8	12,500	
	413	16	15	1		16			16	16				15	9,700	
	414	17	12	4	1	16			16	16				10	9,090	
	415	15	11	4		15			15	15		4	44.25	9	11,222	
	416	16	14	2		16			16	16		2		14	9,892	
	417	11	11			11			11	11				11	15,890	
	418	10	9	1		10			10	10		1		9	12,166	
	420	24	22	2		24			24	24				21	14,052	
	421	39	34	5		38		1	39	39		1	49.20	30	13,416	
	422	45	41	3	1	45		1	44	44				39	9,382	
	423	32	27	5		32			32	32				26	9,484	
	424	68	51	13	4	68			64	64		1	44.00	53	9,779	
	425	24	23	1		24		1	24	24		1	56.08	22	9,454	
	426	19	17	2		19		1	19	18		1		17	7,735	
	427	16	15		1	16			15	15				16	7,618	
	428	14	12	2		14			14	14		2		11	8,363	
	429	4	4			4			4	4				4	8,725	
	431	80	56	5	19	80		2	61	61		5	56.60	73	8,150	
	432	7	5	2		7			7	7				5	7,500	
	433	18	13	5		18			18	18		4	58.00	13	7,861	
	434	21	15	6		21			21	21		5	58.00	15	7,840	

<sup>1</sup>For renter - occupied dwelling units and vacant nonseasonal not dilapidated units, for rent.

<sup>2</sup>For owner - occupied dwelling units and vacant nonseasonal not dilapidated units, for sale only.

HOUSING—BLOCK STATISTICS

Table 3.—CHARACTERISTICS OF HOUSING FOR WARDS, BY BLOCKS: 1950—Con.

Ward	Block	All dwelling units by occupancy and tenure					All dwelling units by condition and plumbing facilities			Occupied dwelling units			Contract monthly rent <sup>1</sup>		Value <sup>2</sup> of one-dwelling-unit structures		
		Total	Owner occupied	Renter occupied	Vacant non-seasonal not dilap., for rent or sale	Other vacant and non-resident	Number reporting	No private bath or dilap.	No running water or dilap.	Total	Persons per room		Occupied by non-white	Number reporting	Average monthly rent (dollars)	Number reporting	Average value (dollars)
											Number reporting	1.51 or more					
2	435	17	10	7					17	16	1	1	4	28.75	8	4.937	
	436	50	36	13		1		30	49	49	4	13	4	42.69	13	5.953	
	437	27	19	7		1		5	26	26	4	7	2	36.42	15	5.700	
	438	16	13	3					16	16	2	2	2		12	6.016	
	439	9	9						9	9					8	4.737	
	440	11	11						11	11	1				11	5.063	
	441	25	23	1	1				25	24		2	2		23	7.526	
	442	6	6						6	6					6	5.916	
	443	8	3	5					8	8			5	42.40	3	8.333	
	444	19	14	4		1			19	3	2		3	54.00	11	7.054	
	445	26	22	3	1				26	25			2		22	8.122	
	446	14	12	2					14	14			2		11	7.790	
	447	13	12	1					13	13	1				11	6.809	
	448	14	9	5					14	14			5	65.00	8	7.125	
	449	13	13						13	13					13	8.830	
	450	16	14	1		1			16	15	1	1	1		14	8.714	
	451	14	12	2					14	14	1	2	2		11	6.036	
	452	7	6	1					7	7		1	1		5	10.680	
	453	12	9	2	1				12	2	1		10		10	7.570	
	454	34	23	8	1	2			34	31	2	8	8	53.37	22	7.781	
	455	32	21	10		1			32	3	3		9	36.11	17	7.800	
	456	36	35	1					36	35	1	1	1		35	8.754	
	457	17	16	1					17	17			1		15	9.626	
	458	14	13		1				14	13					14	11.914	
	459	15	14	1					15	15			1		14	12.750	
	460	18	15	2		1			18	17		2	2		16	8.562	
	461	18	16	1		1			18	16		1	1		16	9.781	
	462	13	11	2	1				13	13			2		10	9.750	
	464	16	12	4					16	15			4	73.25	12	8.333	
	465	13	12	1					13	13			1		12	11.375	
	466	16	15	1					16	16			1		15	9.200	
	467	21	16	5					21	21	1	1	4	52.50	16	9.862	
	468	17	14	3					17	17			2		14	10.428	
	469	14	14						14	14					14	11.007	
	470	13	12	1					13	13					11	9.172	
	471	17	15	2					17	17		1	2		14	7.928	
	472	17	11	6					17	17		1	4	59.75	9	8.888	
	473	14	6	8					14	14			8	62.75	6	13.750	
	474	23	12	11					23	23		11	9	38.18	9	9.388	
	475	20	14	6					20	20		5	5	44.20	12	8.291	
	476	19	13	6					19	17	2		5	55.40	10	7.650	
	477	15	11	3	1				14	14			3	60.00	9	12.222	
	478	18	12	6					18	18			6	40.16	11	8.654	
	479	28	11	17					28	28		2	16	36.81	10	6.830	
	528	23	13	9	1				22	22			9	34.55	10	6.660	
	529	19	15	4					19	19		1	3	45.00	12	9.416	
	530	20	16	4					20	20		1	4	68.75	13	7.730	
	531	14	12	2					14	14		1	2		12	8.516	
	532	16	12	4					16	16			4	57.50	9	13.777	
	533	18	15	3					18	18			3	38.33	14	7.321	
	534	15	13	2					15	15	1		2		13	8.484	
	535	15	12	2		1			14	14			2		12	6.833	
	536	9		9					9	9			9	40.33			
	537	6		6					6	6					6	8.783	
	538	27		25	2				27	25			27	38.07			
	540	1															
	541	9	8		1				9	8			1		8	8.000	
	542	10	10						10	8					10	8.300	
	543	3	3						3	3					1		
	544	10	8	2					10	10			2		8	7.712	
	545	16	13	3					15	16	1		3	38.33	13	8.000	
	546	5	2	3					5	5			3	32.00	1		
	548	5	1	3		1			5	2	2		3	51.66	1		
	549	2								4							
	550	2															
	553	1															
	554	1															
	556	1															
	559	10	7	3					10	10			2		6	7.583	
	560	13	10	3					13	13			2		10	7.750	
	561	12	5	7					12	12			6	50.66	5	6.700	
	562	11	8	3					11	11			2		7	6.714	
	563	22	14	8					22	22			6	38.50	12	8.375	
	564	20	15	5					20	20		2	5	69.00	12	9.250	
	565	8	6	1					7	7			1		6	7.400	
	566	15	11	4	1				15	15			4	41.50	10	7.050	
	567	20	16	4					20	20			1	58.50	14	7.892	
	568	17	14	3					17	17			4		11	8.681	
	569	10	8	2					10	10			2		5	9.500	
	570	19	12	6		1			19	18			6	39.66	12	6.641	
	571	31	10	20	1				31	30		2	19	60.68	7	8.042	
	572	14	11	3					14	14			3	34.33	9	6.611	
	573	8	8						8	8					8	5.687	
	644	1															
	645	1															
	646	7	4	3					7	5			3	35.33	2		
	647	1															

<sup>1</sup>For renter - occupied dwelling units and vacant nonseasonal not dilapidated units, for rent.  
<sup>2</sup>For owner - occupied dwelling units and vacant nonseasonal not dilapidated units, for sale only.

Table 3.—CHARACTERISTICS OF HOUSING FOR WARDS, BY BLOCKS: 1950—Con.

Ward	Block	All dwelling units by occupancy and tenure					All dwelling units by condition and plumbing facilities			Occupied dwelling units			Contract monthly rent <sup>1</sup>		Value <sup>2</sup> of one-dwelling-unit structures		
		Total	Owner occupied	Renter occupied	Vacant non-seasonal not dilap., for rent or sale	Other vacant and non-resident	Number reporting	No private bath or dilap.	No running water or dilap.	Total	Persons per room		Occupied by non-white	Number reporting	Average monthly rent (dollars)	Number reporting	Average value (dollars)
											Number reporting	1.51 or more					
2	648	2															
3	304	32	7	25		32			32	32			23	5382	5	12200	
	305	15	11	4		15	2		15	15	1		4	4200	10	15400	
	306	19	7	12		19			19	18			11	4563	4	20500	
	307	27	10	17		27	1		27	26			16	3975	6	20500	
	308	14	11	3		14			14	8			2		10	10250	
	309	9	7	1	1	9			8	8			2		5	10800	
	310	17	7	10		17			17	16			2	4688	5	7800	
	311	13	9	4		13			13	13			4	6450	7	10714	
	312	13	9	3	1	13			12	12			2		9	10666	
	353	17	11	5	1	16			16	16			5	7700	10	9600	
	354	22	19	3		19			22	18			2		15	8066	
	355	18	9	8		17		1	17	17		1	8	6750	9	9277	
	356	17	13	4		17			17	17	1		3	3433	13	9076	
	357	10	9			9		1	9	9					9	14166	
	358	14	13	1		14			14	12					12	9666	
	359	19	12	7		18	6	6	19	19	1		7	3657	10	14750	
	360	15	11	4		15			15	15			3	6000	7	13428	
	361	29	16	13		29	8	1	29	29			12	5450	10	8980	
	362	1				1			1	1							
	363	23	12	8	2	23	8	8	20	20			9	3200	11	9890	
	364	25	12	13		25	7	7	25	25			13	3584	8	9900	
	365	13	5	8		13	1	1	13	13			8	4100	4	10125	
	366	7	4	2		7	2	2	6	6			1				
	367	10	5	5		10			10	10			3	3866	4	18250	
	368	9	3	6		9			9	9			6	3616	1		
	369	65	11	54		65			65	61			6	4865	4	19000	
	370	36	11	25		36	1	1	35	35			24	4704	6	18833	
	371	17	6	11		17	1		17	16			11	3672	6	16416	
	372	21	15	6		21			21	20			11	3616	12	10916	
	381	36	8	28		36	2		36	35	1		26	4430	4	7000	
	382	29	12	16	1	27			28	28			15	3506	8	8937	
	383	36	10	24	2	36	2	1	34	34	1		26	3730	7	6428	
	384	28	12	16		28			28	28			15	4486	10	7150	
	385	29	11	18		29	5	3	29	29	2		17	5129	7	11214	
	386	15	6	8		13			14	14			9	4333	4	13500	
	387	38	7	29	1	34	3	1	36	34			28	5471	6	9083	
	388	33	6	25	2	33	3	3	31	31	1		26	4873	5	14300	
	389	18	6	12		18			18	18			10	4020	3	14166	
	390	15	6	9		15			15	15	1		5	6500	5	14860	
	391	26	9	16		23	1		25	24			12	3766	7	6171	
	392	18	6	11		17			17	17			6	3783	3	6000	
	393	18	9	9		17			17	17	1		8	4287	6	10000	
	394	28	8	18	1	28	6		27	27			17	3758	4	13125	
	395	44	23	18	2	43	2	1	41	40			17	5670	15	8066	
	396	3		3		3			3	3			3	5933			
	397	12	8	4		12			12	12			4	10625	8	14750	
	398	4	2	2		4			4	4			1		1		
	399	1				1			1	1							
	400	20	16	4		20	2		20	20		2	3	2100	13	10384	
	401	15	8	7		14			15	14		1	7	4614	5	12200	
	402	7	4	2	1	7			6	6			2		5	7400	
	481	25	14	11		24			25	19			11	4654	10	8350	
	482	21	13	7	1	21	1		20	20			8	4312	10	9400	
	485	16	13	3		14			16	15			3	6100	11	8454	
	486	28	7	21		28			28	28	1		18	3027	5	7700	
	489	31	9	22		30			31	30			18	5916	5	10400	
	490	23	11	12		22			23	21			10	5110	4	8250	
	493	34	3	31		34	2		34	34			14	5757	2		
	497	25	10	15		25	2		25	25			15	5020	5	13000	
	498	29	6	22	1	29	4	1	28	28			22	3713	4	10100	
	501	60	8	51	1	60	8		59	59			50	3526	2		
4	PART IN BLOCK AREA A																
	287	5	5			5			5	5					5	7000	
	288	3	1	2		3			3	3				1	1		
	289	18	17	1		18	3	1	18	18			1	4500	17	6558	
	290	14	11	3		14			14	14			3		11	6590	
	291	17	17			17			17	17					17	7029	
	292	7	7			7			7	7					7	9285	
	293	11	10	1		11	1	1	11	11			1		10	8300	
	294	6	4	2		6			6	6			1		4	6750	
	295	28	19	9		28	5	4	28	28	1		9	3166	16	8468	
	296	14	10	4		13			14	13			4	4100	7	8142	
	297	28	19	8	1	28			27	27			1	3620	19	8552	
	298	25	18	6	1	25			24	24	1		1	4166	16	8143	
	299	24	20	2	2	23			22	22			3	4766	18	8172	
	300	18	14	4		18	1	1	18	18	1		4	4050	10	8180	
	302	16		16		16			16	16			1	4506			
	373	21	16	4	1	21			20	20			1	4950	16	7281	
	374	24	21	3		24			24	24			4		21	6352	
	375	19	17	2		19	2	2	19	19			2		17	7723	
	376	32	23	9		32			32	31			9	3344	21	7928	
	377	20	18	1	1	20			19	19			1		16	8218	

<sup>1</sup>For renter - occupied dwelling units and vacant nonseasonal not dilapidated units, for rent.  
<sup>2</sup>For owner - occupied dwelling units and vacant nonseasonal not dilapidated units, for sale only.



HOUSING—BLOCK STATISTICS

Table 3.—CHARACTERISTICS OF HOUSING FOR WARDS, BY BLOCKS: 1950—Con.

Ward	Block	All dwelling units by occupancy and tenure					All dwelling units by condition and plumbing facilities			Occupied dwelling units			Contract monthly rent <sup>1</sup>		Value <sup>2</sup> of one-dwelling-unit structures			
		Total	Owner occupied	Renter occupied	Vacant non-seasonal not dilap. for rent or sale	Other vacant and non-resident	Number reporting	No private bath or dilap.	No running water or dil. ap.	Total	Persons per room		Occupied by non-white	Number reporting	Average monthly rent (dollars)	Number reporting	Average value (dollars)	
											Number reporting	1.51 or more						
4	378	27	22	5					27	27			5	30.80	22	7,581		
	379	31	23	7	1				30	30	1		7	32.14	21	7,157		
	380	16	9	7			4	4	16	16			7	26.42	8	6,375		
	502	39	10	29					39	36			26	30.80	3	7,666		
	503	17	10	6		1			16	16	2		6	26.83	8	6,000		
	505	12	7	5					12	12			5	39.80	6	7,750		
	506	18	13	5					18	18			5	40.00	10	7,850		
	507	24	12	12					24	24			10	24.10	12	7,525		
	508	15	9	6					15	15			5	40.00	7	7,785		
	509	18	8	10					18	18			10	28.40	6	6,583		
	510	21	6	15					21	3	3	1	13	30.76	4	6,750		
	511	16	8	8					16	3	3		8	33.62	3	5,666		
	512	24	11	12	1				22	3	3	1	13	32.07	11	6,272		
	513	17	10	7					16	1	1		5	31.00	8	4,862		
	514	22	12	9	1				21	3	3	1	10	35.20	5	5,500		
	515	2																
	516	24	10	14					24	24			13	30.00	8	6,000		
	596	15	3	10	2				13	12			12	23.83	3	8,666		
	597	63	6	54		3			62	6	6		52	28.15	2			
	598	46	8	34	3	1			45	4			36	33.13	2			
	599	2																
	600	21	5	16					19	21	1		16	36.81	4	4,625		
	601	34	10	22		2			33	4			21	35.28	7	4,857		
	602	14	6	7	1				14	2			8	24.62	2			
	603	14	7	7					14	14			6	27.33	6	6,333		
	606	2																
	608	10	6	4					10	10		1	4	40.00	6	4,616		
	609	9	4	5					9	9		1	5	43.60	3	6,500		
	610	20	10	8		2			19	5	5		7	27.85	8	7,750		
	611	18	9	7	2				18	16		1	9	43.88	9	7,144		
	612	15	15						15	15					14	7,671		
	613	17	10	7					17	17			7	28.00	4	12,000		
	614	8	4	4					8	8			4	42.50	4	11,225		
	615	16	11	5					16	16			4	38.25	9	9,000		
	623	1																
	624	15	8	6	1				15	3	1		7	27.28	6	11,000		
	625	6	3	3					6	6			3	48.66	3	6,700		
	628	4							4	4			4	42.50				
	629	37	11	25	1				37	7			25	34.84	5	5,500		
	630	50	12	35	2	1			46	7		1	37	35.51	6	4,666		
	631	26	9	17					23	24		1	14	45.21	4	7,250		
	632	32	4	28					32	32			26	36.96	1			
	662	38	2	36					33	8			35	34.54	1			
	663	31	4	25	1	1			30	3			25	31.40	1			
	664	30	5	24					28	11	1		24	24.00	1			
	665	15	2	12	1				15	2			12	27.66	1			
	666	21	2	19					21	5			14	32.50	2			
	667	7	1	6					7	6	2		7		1			
	668	16	10	6					16	1	1		6	36.33	8	4,937		
	669	30	13	16	1				30	4	4		15	35.60	10	4,820		
	670	17	7	10					17	4	4		10	22.70	6	8,083		
	671	11	5	6					11	1	1		6	27.50				
	4.	PART IN BLOCK AREA B																
		15	16	5	8		3		12	4	4		13	13	8	31.50	2	
		16	10	2	7		1		10	2	1		9	9	6	28.33	1	
		17	22	6	15		1		21	6	4		21	21	12	37.75	2	
		18	14	6	8				14	2	2		14	14	7	30.28	4	6,750
		19	31	11	20				30	6			31	31	20	36.35	8	5,187
		20	31	8	21	1	1		30	7	5		29	29	22	35.95	4	5,250
		21	2															
22		37	8	29				37	9	9		37	37	28	29.53	4	4,750	
25		44	9	31	3	1		44	7	3		40	40	30	36.50	4	11,775	
26		27	2	21		4		27	17	4		23	22	20	24.50	1		
27		43	6	35		2		43	1			41	41	34	31.14	3	7,666	
28		48	6	37	4	1		48	16	9		43	43	38	30.23	3	5,833	
29		28		24		2		26	21	2		24	24	23	18.60			
30		1																
31		16	3	11		2		16	4	4		14	14	10	30.50	2		
32		57	4	51	2			52	3			55	51	47	34.55			
33		32	1	19	11	1		32	28			30	19	30	32.90			
61		12	1	11	1			11	7			11	11	12	36.41			
63		28		26		1		28	3			27	27	23	36.34			
66	3	1	2				3				3	3	2		1			
67	26	12	13		1		26	12	10		25	25	12	30.91	5	6,560		
68	25	12	11	2			25	5	3		23	23	11	32.45	5	9,000		
69	14	8	6				14	1	1		14	14	6	23.16	4	7,250		
5	480	23	14	9			21				23	22	1	8	48.75	9	7,577	
	483	29	15	14			27				29	28		13	34.30	10	9,200	
	484	15	4	11			14				15	14		11	42.36	1		
	487	37	13	24			37	3	1		37	37		24	52.58		8,333	
	488	25	10	14	1		25	1			24	24		14	35.14	9	9,357	
	491	22	5	17			21				22	22		16	35.62	1		
	492	67	2	63	2		66	7	2		65	65	1	61	48.04	1		

<sup>1</sup>For renter-occupied dwelling units and vacant nonseasonal not dilapidated units, for rent.  
<sup>2</sup>For owner-occupied dwelling units and vacant nonseasonal not dilapidated units, for sale only.

Table 3.—CHARACTERISTICS OF HOUSING FOR WARDS, BY BLOCKS: 1950—Con.

Ward	Block	All dwelling units by occupancy and tenure					All dwelling units by condition and plumbing facilities			Occupied dwelling units			Contract monthly rent <sup>1</sup>		Value <sup>2</sup> of one-dwelling-unit structures			
		Total	Owner occupied	Renter occupied	Vacant non-seasonal not dilap., for rent or sale	Other vacant and non-resident	Number reporting	No private bath or dilap.	No running water or dilap.	Total	Persons per room		Number reporting	Average monthly rent (dollars)	Number reporting	Average value (dollars)		
											Number reporting	1.51 or more					Occupied by non-white	
5	495	19	3	16		19	1		19	18		1	15	41.06	2			
	496	21	4	16	1	21			20	20			15	48.66	1			
	499	23	6	17		23			23	22			17	44.70	6	10,666		
	500	30	8	22		28	1	1	30	28		1	17	43.52	3	6,666		
	517	34	9	23	2	34			32	29			21	35.04	2			
	518	64	5	56	1	64	2		61	56			48	39.33	2			
	519	55	8	45	2	53	1		53	51		1	44	40.04	3	9,666		
	520	9	3	6		9			9	8			5	28.60	3	12,333		
	521	31	4	23	4	30	4		27	27			23	36.26	2			
	522	42	9	32	1	40	5		41	39		1	31	40.54	6	9,500		
	523	31	7	24		28	1		31	29		2	23	29.91	4	9,375		
	525	33	8	23	2	32	6	1	31	30			23	45.39	4	6,550		
	526	7	6	1		7			7	7			1		6	15,000		
	527	23	12	6	5	22	1	1	18	18			10	59.70	9	6,455		
	574	12	8	3	1	12	1	1	11	11		1	4	33.25	8	6,875		
	575	24	10	12	1	23	2	2	22	22			13	42.07	9	8,833		
	577	24	6	18		24	12	10	24	23			18	29.11	2			
	578	31	15	15		31	2		30	29		1	15	36.00	11	5,363		
	579	22	10	12		22			22	22		1	12	44.58	7	6,071		
	580	25	11	11	3	25			22	22			13	59.38	10	6,900		
	581	24	8	16		24	4		24	24		2	16	31.06	4	7,166		
	582	11	5	5	1	11			10	10		1	6	40.00	4	18,500		
	583	16	7	8		16			15	15			7	41.85	5	6,500		
	584	63	6	55	2	61	5	1	61	60		1	54	49.46	5	8,700		
	585	1																
	587	4	1	3		4	1		4	4			2					
	588	24		22	2	21			22	21			23	28.39				
	589	10		10		10			10	10			10	41.40				
	590	46	6	38	2	46	12	1	44	43			40	31.17	3	8,500		
	591	19	6	12		19			18	18		1	12	47.00	2			
	592	24	6	18		24	5	1	24	24		1	17	30.47	3	9,500		
	593	55	6	48	1	55	3		54	54			46	45.82	1			
	594	47	3	44		47	2		47	47			38	39.39				
	595	49	5	42	1	49	8		47	47		1	40	35.17	2			
	633	96	4	89	1	94	7		93	92		1	86	35.19				
	635	2																
	636	23		23		23	2		23	22			23	28.04	1			
	639	3	1	2		3	2	1	3	3		1						
	640	1																
	641	4		4		4			4	4			4	41.50				
	643	18	4	11		18	6	4	15	15			11	35.36	3	14,000		
	655	5	4	1		5	3		5	5								
	656	1																
	660	9	2	7		9	1		9	9			7	26.71				
	661	16	3	13		15			16	16			13	35.69	1			
	5	PART IN BLOCK AREA B																
		34	20	1	19		20			20	20		1	19	32.21			
		38	44		44		44			44	44		1	44	39.20			
		39	19	2	17		19	1		19	19		1	15	30.40	2		
		41	8		8		8			8	8			8	65.00			
	6	47	1						7	7		1	7	6	29.33			
		54	7	1	6		7	1	5	5			5	54.00				
		55	5		5		5		5	5			15	39.00				
		96	15		15		15		15	15			7	38.57				
		97	7		7		7		7	7			15	33.66				
98		16		16		15		16	15		3	11	19.81	1				
100		14	3	11		13	2	2	14	13		1	12	38.33	1			
101		7	3	4		7			7	7			5	38.33	3	3,500		
102		20	3	17		18	7	3	20	20			17	27.88	3			
103		7	3	3	1	7	2	2	6	6		1	4	30.00	2			
104		8	3	5		8	6	6	8	8		1	5	15.60	1			
105		15	5	9	1	14	10		14	13		3	10	24.20	2			
106		14	7	4		14	9		11	11			4	29.00	4	2,275		
110		9	7	2		9	6		9	9			1		5	4,100		
111		18	13	5		18	8		18	18			2	18.83	2	4,625		
112		10	3	7		10	7		10	10			6	18.83	2			
113		8	3	5		8	5		8	8		3	4	14.75	3	4,666		
114		22	6	16		22	7		22	22			15	30.60	5	4,800		
115		13	2	10	1	13	5		12	12		2	7	32.88	1			
116		8	2	6		7			8	7		1	5	30.00	1			
118		24	9	15		24	2	1	24	24			12	44.60				
120		25	1	24		23			25	25			20	52.50				
163		37	7	30		34	16	14	37	34			21	26.14	2			
165	24	1	23		21	11		24	22			18	40.68					
166	16	4	12		16	5	5	16	16			10	70.00					
167	14	3	10		14	7		13	13			10	30.40	3	4,333			
168	22	5	17		22	2		22	22			15	29.60	4	5,500			
169	27	9	18		27	3		27	27			17	38.06	4	4,083			
170	22	8	13		22	2		21	21			13	22.46	5	3,360			
171	13	5	7		10	10	10	12	12			4	37.75					
176	11		11		11	10	10	11	11			1		5	4,900			
177	16	8	7		16	3		15	15			6	26.16	1				
178	7	3	4		7	5		7	7			4	24.00	1				

<sup>1</sup>For renter - occupied dwelling units and vacant nonseasonal not dilapidated units, for rent.  
<sup>2</sup>For owner - occupied dwelling units and vacant nonseasonal not dilapidated units, for sale only.

HOUSING—BLOCK STATISTICS

Table 3.—CHARACTERISTICS OF HOUSING FOR WARDS, BY BLOCKS: 1950—Con.

Ward	Block	All dwelling units by occupancy and tenure					All dwelling units by condition and plumbing facilities			Occupied dwelling units				Contract monthly rent <sup>1</sup>		Value <sup>2</sup> of one-dwelling-unit structures	
		Total	Owner occupied	Renter occupied	Vacant non-seasonal not dilap., for rent or sale	Other vacant and non-resident	Number reporting	No private bath or dilap.	No running water or dilap.	Total	Persons per room		Occupied by non-white	Number reporting	Average monthly rent (dollars)	Number reporting	Average value (dollars)
											Number reporting	1.51 or more					
6	179	31	18	12	1	30	7	3	30	30		13	12	27.75	16	5,750	
	180	10	5	5		9	4	3	10	9	3	2	5	25.00	4	4,500	
	181	41	23	18		41	13	11	41	41	6	25	17	26.00	19	5,484	
	182	12	6	6		11	3	3	12	11	1	2	6	20.66	5	4,020	
	187	44	12	32		42	20	4	44	42	10	23	28	27.75	6	3,833	
	188	18	3	14	1	18	6	1	17	17	1	10	12	20.33	1		
	189	18	4	13		18	3	1	17	17	5	15	13	35.15	1		
	190	21	2	19		18	13	10	21	20		11	19	22.42			
	191	20	2	17	1	19	12	7	19	19	2	18	15	38.06	1		
	192	26	4	21		26			25	25	2	17	20	34.05	2		
	193	41	6	34	1	41			40	40	1	21	32	32.87	1		
	235	43	7	33	2	43	4		40	39	2	7	33	29.12	5	7,600	
	236	27	6	17	2	26	2		23	23		9	18	38.11	3	5,366	
	237	27	2	21	3	26	3	2	23	22	2	21	21	30.52	1		
	238	5	2	3		5			5	5		4	3	45.00	2		
	239	8	3	5		8	1	1	8	8		6	5	28.20	2		
	243	22	6	15		22	12	12	21	21	5	7	13	20.76	4	4,875	
	244	5	4	4	1	5			4	4		2	4	6.250	4	6,250	
	245	11	6	5		11	6	5	11	11	4	3	3	28.33	5	6,860	
	246	7	5	1		7	2	2	6	6	2	1	1		5	5,880	
	247	3	2	1		3			3	3		1	1		2		
	248	9	7	1		9	2	2	8	8		2	1		5	3,500	
	249	2				2			2	2							
	250	13	9	3		10	2	2	12	9		4	2		5	4,600	
	251	10	7	3		10	2		10	10		1	1		5	5,460	
	252	1				1											
	253	1				1											
	255	14	3	6	5	14			9	9		2	6	35.50	2		
	252	17	9	6	1	17	6	5	15	15	7	7	7	26.57	6	5,633	
	263	22	12	10		21	4		22	21	1	9	10	28.30	9	6,888	
	264	40	8	27	5	40	2		35	34		13	30	26.86	3	19,666	
	321	3		3		3	3		3	3		3	3	14.33			
	328	26	5	21		25	22	5	26	25		1	21	15.85	1		
	329	15	6	7		15	8	8	13	13		5	6	27.33	4	4,625	
	331	11	5	5		10	5	4	10	10		1	3	23.66	1		
	333	78	2	68		78	76	76	70	70	1	9	67	5.59	2		
	334	15	5	10		15	10	10	15	15		2	9	11.88	4	4,750	
	335	5	3	2		5			5	5		2	2	4.166	3	4,166	
	342	7	5	2	1	6	2	2	6	6		6	6	43.00			
	387	7		7		7	4	4	7	7		1	2		5	5,300	
	388	4	3	1		4	2	2	4	4	2	1	1		3	6,733	
	389	1				1			1	1							
	390	9	7	2		8	2	2	9	9	1	5	2		7	4,814	
	391	12	7	4	1	12	4	4	11	10		1	5	28.00	7	4,642	
	393	66	5	60		66	60	4	65	65	1	6	61	8.45	3	4,666	
	396	80		80		80			80	79	8	28	80	39.53			
	397	8		8		8			8	8		1	8	36.37			
	398	13		13		13			13	13	3	9	13	37.00			
	399	34		34		34			34	34	5	16	34	36.29			
	400	16	8	8		16	11	8	16	16	3	4	8	14.87	3	5,333	
	401	15	14	1		14			15	14	3	13	1		13	6,253	
	402	12	9	3		12	1		12	12	3	8	3	26.33	9	6,088	
	403	6	2	4		6	1	1	6	6		3	4	25.50	2		
	404	13	6	7		13	7	7	13	13	3	7	7	17.85	5	4,900	
	405	13	3	9		11	3	3	12	12	1	3	8	22.37	3	4,166	
	406	16	5	11		14	1	1	16	15	2	3	11	31.18	4	7,000	
	407	18	10	7		18	4	4	17	17	1	3	7	36.85	10	7,600	
	408	21	16	5	1	21	1	1	21	21	4	4	5	29.00	15	5,966	
	448	30	15	14	1	30	11	6	29	29	2	7	15	29.40	10	5,300	
	449	12	4	8		12	1	1	12	12		1	8	38.75	4	5,250	
	450	22	12	10		20	2	1	22	21	1	4	10	28.90	10	5,250	
	451	15	9	6		15	2	2	15	15	1	7	6	28.83	7	6,314	
	452	15	10	5		15	3		15	15		7	1		9	5,611	
	453	18	14	3	1	17	1	1	17	17	1	8	3	46.66	14	6,692	
	454	8	5	2		7	1	1	7	7		1	2		5	7,040	
	455	1				1			1	1							
	456	6	6			6	1	1	6	6	1	3			6	5,150	
	460	42		42		42	10	1	42	42	15	37	41	32.48			
	461	51	1	49	1	50			50	49	11	3	49	35.10			
	462	111	3	108		111	3	1	111	109	14	14	108	36.17	2		
	463	4		4		4			4	4		4	4	40.50			
	464	4		4		4			4	4		1	4	40.25			
	465	20		20		20			20	20		1	20	36.80			
	466	1				1			1	1							
	470	1				1			1	1							
	471	3	2	1		3	2		3	3		1			1		
	473	2				2			2	2							
	474	10		10		10			10	10	3		10	34.10			
	475	18		17	1	18			17	17	4		17	34.58			
	476	26		26		26			26	26	4	1	26	34.50			
	477	28		28		28			28	28	6		27	34.81			
	480	7	7			7	2	1	7	7	2	4			6	5,800	
	481	7				7	2	2	7	7		4			6	5,500	
	482	15	12	3		15	1		15	15		3	3	26.00	12	5,758	
	483	16	12	4		16			16	16	1	8	4	26.00	12	7,041	
	484	18	12	6		18	1		18	18		5	5	31.20	11	4,772	
	485	12	7	5		12	4	4	12	12		3	5	20.40	6	6,666	

<sup>1</sup>For renter - occupied dwelling units and vacant nonseasonal not dilapidated units, for rent.  
<sup>2</sup>For owner - occupied dwelling units and vacant nonseasonal not dilapidated units, for sale only.

Table 3.—CHARACTERISTICS OF HOUSING FOR WARDS, BY BLOCKS: 1950—Con.

Ward	Block	All dwelling units by occupancy and tenure					All dwelling units by condition and plumbing facilities			Occupied dwelling units			Contract monthly rent <sup>1</sup>		Value <sup>2</sup> of one-dwelling-unit structures		
		Total	Owner occupied	Renter occupied	Vacant non-seasonal not dilap. for rent or sale	Other vacant and non-resident	Number reporting	No private bath or dilap.	No running water or dilap.	Total	Persons per room		Number reporting	Average monthly rent (dollars)	Number reporting	Average value (dollars)	
											Number reporting	1.51 or more					Occupied by non-white
6	486	15	6	9		13	7	7	15	15		4	9	26.00	5	6.800	
	487	7	4	3		7	2	2	7	7		3	2		3	14166	
	488	16	12	4		14	1	1	16	16		2	4	30.75	12	6125	
	489	15	7	8		15			15	15		8	8	26.00	6	5666	
	490	19	16	3		18			19	19		2	3	27.66	16	5562	
	491	17	1	16		16			17	17		4	6	32.83	11	5136	
	493	17	1	16		16			17	17		1	3	24.33	3	3666	
	494	16	7	9		14	3	3	16	15	1	1	6	41.16	8	6100	
	495	19	3	16		19	5	5	19	19		1	14	31.57	3	3833	
	497	25	10	15		25	16	16	25	24		7	12	30.58	6	6250	
	498	22	17	4		21	1	1	21	21		5	3	29.66	16	6531	
	538	12	5	6		11	5	5	11	11		5	5	33.00	5	5500	
	539	13	2	11		11	4	4	13	12		10	10	25.40			
	540	5	5		1	3			4	4		1	1		1		
	542	4	4			4			4	4		2	2		2		
	543	4	4			4			4	4		1	1		1		
	544	7	7			7			7	7		2	1		5	7000	
	545	11	7	4		11			10	10		1	5	29.60	5	7600	
	546	3	3			3	1	1	3	3		6	2		3	5333	
	548	1	6	2		8	1	1	8	8		6	2		6	8666	
	549	2				2			2	2							
	551	29	3	28	1	29	14		29	29	30	5	28	33.25			
	553	14	12	2		14	14	7	14	14	5	2	2				
	554	11	7	4		11	2	2	11	9		4	6	30.66			
	555	25	2	23		24	3	3	25	24		1	2		17	5082	
	556	13	8	5		13	8	8	12	12	1	5	5	29.00	7	12142	
	557	16	10	6		16	2	2	15	14		8	8	29.75	6	7000	
	558	28	10	18	1	20	2	2	19	19		9	9	26.66	3	3833	
	559	2	4	2		9	1	1	6	6	1	1	4	55.00	1		
	580	16	12	3	1	16			15	15	1		4	40.00	11	6818	
	588	14	9	5		12	2	1	14	14	1		3	31.00	8	5112	
	590	17	13	4		17	1	1	17	17		2	4	25.00	12	7608	
	600	18	13	5	2	18	3	3	14	14		1	3		11	9066	
	601	12	11	1		12	1	1	12	12		3	3		12	4872	
	602	47	24	22		46	2	2	46	45	2	4	20	38.45	19	5610	
	603	11	5	6	1	11	2	2	9	9		4	4	36.00	3	6166	
	605	13	8	5		13	2	2	12	12		3	3	28.66	7	5300	
	615	13	14	4		13	1	1	17	17		2	2		14	5592	
	620	9	8	1		8			9	8	1	5	1		7	7071	
	623																
	7	85	18	3	15		18		18	18	2		14	26.28	1		
		88	26	7	17	2	26	1	1	24	24	1	16	29.50	3	6166	
		89	26	9	17		25	1	1	26	26	3	17	28.76	6	4416	
		880	38	10	28		37	4	3	38	38	1	5	27	23.74	5	5400
		881	4	4			4	2	2	4	4		1	4	39.09		
		882	5	3	2	3	5			5	5		3	3	39.66		
		883	5	5			5			5	5		5	5	40.60		
		884	2	2			2			3	3		1	1			
885		6	6			6			6	5		5	5	22.00			
121		28	1	27		28	1	1	28	24		26	26	34.42	1		
122		14	2	12		14	8	7	14	9		1	7	25.71			
123		14	1	13		14	6		14	14	1	13	13	21.07			
124		26	4	22		26	12	9	26	26	2	21	21	21.52			
126		20	9	11		20	6	1	20	26	2	18	18	22.66	4	5625	
127		20	5	15		20			20	20	1	5	14	33.14	2		
128		20	11	9	1	20	7	7	31	30		20	20	28.20	7	4857	
129		24	9	14		24	6	6	23	23	2	13	13	37.15	5	5900	
129		24	9	14		24	6	6	23	23	2	7	4	31.00	7	4571	
152		17	10	7	1	16			16	16		4	4	31.00	5	5900	
153		29	9	18	2	29	9	9	27	27	1	18	18	28.27	5	4800	
154		15	10	5		15			15	15	1	5	5	27.00	9	5000	
155		26	7	19		26	1		26	26	3	18	18	28.77	5	7100	
157		14	7	7		14	2	2	14	14		12	12	31.50			
158		27	12	15		27	3	3	27	27	2	12	12	22.50	10	6200	
159		45	5	40		44	31	4	44	44	3	35	35	17.54	6	4500	
160		61	6	55		61	4		61	61		54	54	33.92	2		
161		40	6	34	1	32	10	9	37	37	1	30	30	26.60	4	6250	
162		35	18	17		32	9	9	33	33		29	29	23.03	1		
194		25	18	7		25	7	3	26	26	2	5	5	29.05	3	5000	
195		61	7	54		59	28	5	61	60	5	53	53	26.86	4	5125	
196		11	23	8	3	110	43	19	110	109	2	11	84	27.30	16	3350	
197		14	9	5		14	3	3	14	14	1	13	13	23.46	7	4128	
199		19	7	11		19	1	1	19	18		9	9	32.66	3	7000	
200		19	7	11	1	19	2		18	18	1	11	11	26.81	4	4625	
201		24	15	9		24	8		24	24	2	9	9	32.33	13	4753	
202		13	7	6		13	1	1	13	13	2	6	6	32.16	5	4600	
222		25	7	17	1	25	4	4	24	24	4	16	16	32.50	6	6166	
224		25	9	16		18	1	1	18	18		9	9	24.33	8	5237	
225		19	7	12		19			19	19		5	7	27.28	7	5357	
226		22	14	8	1	22			21	21	1	5	7				
227		26	12	14		26			26	26	1	3	13	27.92	9	7000	
231		33	10	22		29	21	19	32	32	1	11	18	23.94	7	2357	
232		34	13	17	1	30	8	8	30	30	1	9	15	31.13	9	3722	
233		34	8	26		30	2	2	30	30		8	8	20.25			
234		51	9	39	3	51	21	9	48	48	1	10	38	24.15	4	6375	

<sup>1</sup>For renter - occupied dwelling units and vacant nonseasonal not dilapidated units, for rent.  
<sup>2</sup>For owner - occupied dwelling units and vacant nonseasonal not dilapidated units, for sale only.

HOUSING—BLOCK STATISTICS

Table 3.—CHARACTERISTICS OF HOUSING FOR WARDS, BY BLOCKS: 1950—Con.

Ward	Block	All dwelling units by occupancy and tenure					All dwelling units by condition and plumbing facilities			Occupied dwelling units				Contract monthly rent <sup>1</sup>		Value <sup>2</sup> of one-dwelling-unit structures		
		Total	Owner occupied	Renter occupied	Vacant non-seasonal not dilap., for rent or sale	Other vacant and non-resident	Number reporting	No private bath or dilap.	No running water or dilap.	Total	Persons per room		Occupied by non-white	Number reporting	Average monthly rent (dollars)	Number reporting	Average value (dollars)	
											Number reporting	1.51 or more						
7	265	32	7	20	3	2	30	2	11	27	27	2	7	20	29.80	5	7.700	
	266	42	16	25		1	38	21	11	41	41	5	19	23	22.26	12	4.750	
	267	32	12	20			26	4	4	32	31		5	14	27.35	11	3.463	
	268	12	1	10	1		12	3	3	11	11			10	25.60			
	269	17	8	9			17			17	17	1	3	7	30.71	6	4.500	
	272	22	10	12			22			22	22	3	1	12	26.66	9	6.000	
	273	6	3	3			6			6	6	1	1	3	27.00	2		
	274	19	10	9			19			19	19	2		8	29.87	7	5.428	
	275	11	4	7			11			11	11		1	5	19.80	3	5.000	
	308	13	6	7			13	2		13	13			6	33.16	3	3.000	
	309	15	10	5			15			15	15	1	3	4	24.00	6	5.000	
	310	12	10	2			12			12	12			2		8	5.375	
	313	1																
	319	2																
	346	1																
	351	10	8	1	1		9	1		9	9	1	1	1	6	42.00	5	5.600
	372	11	4	7			11	3	2	11	11	1	1	6		3	4.000	
	373	8	5	3			8	3	3	8	7	1		2		5	4.400	
	374	10	4	4		2	10	7	7	8	8			3	30.33	3	4.166	
	375	1																
	380	9	4	5			9	1		9	7	1		4	43.75	3	6.333	
	414	26	16	10			26			26	23		5	10	26.50	15	5.700	
	415	17	8	7		2	17	3	3	15	15			7	26.42	8	5.175	
	416	2																
	419	1																
	420	10	8	2			10	3	3	10	10			2		8	6.000	
	421	10	8	2			10	4	4	10	9			2		8	6.025	
	422	15	11	4			15	7	7	15	14		1	3	48.33	11	5.418	
	433	5	1	4			5	4	4	5	5		1	3	30.00			
	434	2																
	437	3	2	1			3	3	3	3	3			1		2		
	440	4	1	3			4	4	4	4	4	2		2		2		
	441	12	10	2			12			12	12		2	2		9	5.222	
	8	PART IN BLOCK AREA A																
		239	20	18	2		20	1	1	20	20	2		2			16	6.887
		240	7	3	3		7	5	5	6	6	1		3	26.66	2		
		243	22	20	2		22	2	2	22	22	1		2		19	6.684	
		244	12	12			12	1	1	12	12					12	6.966	
		616	11	8	3		11			11	11			3	71.66	8	8.787	
		617	12	9	2	1	12	4	4	11	11	2		2		10	6.300	
		618	18	17	1		16			18	18			1		17	7.288	
		619	8	6	2		7	2	2	8	8			2		6	4.800	
		620	23	14	9		23	10	10	23	22		1	9	26.66	13	7.261	
		621	3	1	2		3			3	3			2		1		
622		26	15	11		24	5	5	26	25		1	1	9	45.22	14	5.592	
672		29	18	11		28	8	7	29	28	2		9	26.11	13	5.684		
673		12	10	2		12	2	2	12	12			2		10	6.200		
674		11	10	1		11	2	2	11	9					10	4.650		
8		PART IN BLOCK AREA B																
		2	1															
		3	3	2	1		3			3	3			1			1	
	4	1																
	5	9	6	3		9	4	3	9	9	2		3	38.33	3	5.833		
	6	3	3			3			3	3					3	6.333		
	9	2																
	10	2																
	11	8	4	4		8	1	1	8	8			3	45.00	4	4.625		
	12	6	4	2		6			6	6			1		4	8.250		
	13	16	7	7	1	16			14	14			8	35.87	7	5.642		
	14	11	2	8		11	1	1	10	10			8	32.62	2			
	70	4	3	1		4	3	3	4	4					3	3.833		
	71	27	7	19		26	22	18	26	26	3		17	19.94	5	2.200		
	72	15	9	6		14	4	4	15	15		7	5	28.40	8	4.375		
	73	19	13	6		18	4	4	19	19			5	30.00	13	3.453		
	74	17	11	6		13	2	2	17	12	4		3		8	5.000		
	75	4	3	1		4	4	4	4	4			3		3	5.166		
	76	10	5	3	1	8	2	2	8	6	1		2	3	16.66	2		
	77	14	10	1	1	11	2	2	11	11			3		7	5.600		
	78	21	17	3	1	20	3	1	20	19	2		6	31.66	13	5.784		
	79	22	17	5		22			22	22		10	4	32.75	14	5.864		
	80	13	8	4		13	5	5	12	12		3	4	33.75	8	4.475		
	81	20	13	7		20	3	3	20	20	1		7	28.85	12	4.458		
	82	11	6	5		10	1	1	11	11	1		5	39.40	5	4.900		
	83	4	1	2		3			3	3			2		1			
84	23	3	19		21	6	6	22	22			18	26.83	3	4.333			
130	9	5	4		9			9	9			4	27.50	4	5.875			
131	22	11	10		20	5	5	21	21	1		10	27.10	9	5.111			
132	16	7	8		15	11	11	15	15	2		4	8	21.75	6	3.416		
133	6	5	1		5			6	6			1		5	6.300			
134	1																	
135	12	9	3		11	2	2	12	12			3	21.66	9	4.611			
136	27	12	15		26	1	1	27	27	1		14	27.42	11	4.881			
137	26	18	8		26	7	7	26	26	2		7	29.28	17	3.923			
138	14	11	2		13	2	2	13	13		6	2		10	5.700			

<sup>1</sup>For renter - occupied dwelling units and vacant nonseasonal not dilapidated units, for rent.  
<sup>2</sup>For owner - occupied dwelling units and vacant nonseasonal not dilapidated units, for sale only.

Table 3.—CHARACTERISTICS OF HOUSING FOR WARDS, BY BLOCKS: 1950—Con.

Ward	Block	All dwelling units by occupancy and tenure					All dwelling units by condition and plumbing facilities			Occupied dwelling units			Contract monthly rent <sup>1</sup>		Value <sup>2</sup> of one-dwelling-unit structures		
		Total	Owner occupied	Renter occupied	Vacant non-seasonal not dilap., for rent or sale	Other vacant and non-resident	Number reporting	No private bath or dilap.	No running water or dilap.	Total	Persons per room		Occupied by non-white	Number reporting	Average monthly rent (dollars)	Number reporting	Average value (dollars)
											Number reporting	1.51 or more					
B	139	13	7	5	1	12	2	1	12	12	2	3	6	43.33	7	51.42	
	140	19	9	6	1	15	2	2	15	15	2	4	6	23.83	5	37.00	
	141	11	9	1	1	10			10	9		1	1		8	53.75	
	142	19	14	4		18	1		18	17		4	4	35.25	12	52.25	
	143	12	9	3		12	2	2	12	12		7	2		9	54.55	
	144	2															
	145	10	5	5		9	4	4	10	10	1	1	5	25.20	3	23.33	
	146	9	4	3	1	9	2	2	7	7			4	35.00	2		
	147	23	13	10		23	10	5	23	23	1	10	10	37.90	11	44.81	
	148	18	9	8		17	7	4	17	17	1	8	8	32.87	9	78.33	
	149	19	11	7		18	3	1	18	18	1	7	7	38.57	10	68.50	
	150	19	13	6		18	10	9	19	19	4	8	5	31.00	8	58.12	
	151	13	9	4		13	4	4	13	13		4	4	37.50	7	34.71	
	203	11	7	4		11	4	3	11	11	2	4	4	30.00	7	45.71	
	204	17	13	4		17	1	1	17	17		4	4	24.25	12	64.41	
	205	15	11	4		15	1	1	15	15		3	3	30.00	10	65.80	
	206	12	7	5		12			12	12		5	5	36.00	7	59.28	
	207	6	3	3		6	1	1	6	6	1	3	3	22.33	1		
	208	44	22	21	1	43	5	4	43	43	1	20	20	32.65	22	49.45	
	209	1															
	210	8	4	4		8	1	1	8	8		4	4	30.75	1		
	211	20	9	10		19	1	1	19	19	1	8	10	27.90	6	41.66	
	212	17	14	3		17	1	1	17	17		3	3		12	62.08	
	213	18	10	8		18	3	1	18	18	3	8	8	26.25	9	59.44	
	214	21	18	2		20			20	19		1	2		18	63.77	
	215	17	10	7		17	1	1	17	17	1	4	4	35.75	10	75.20	
	216	1															
	217	12	7	5		12	2	2	12	12		5	5	28.20	7	68.28	
	218	3	3			3			3	3		3	3		3	60.00	
	219	16	11	5		16	6	6	16	16		4	4	25.50	11	49.00	
	220	9	4	4	1	9			8	8		5	5	39.00	4	55.00	
	221	13	9	4		12	2	2	13	12		4	4	36.25	7	45.00	
	222	14	12	1		14	1	1	13	13		1	1		12	51.25	
	223	5	5			4	1	1	5	4		4	4		4	47.50	
	276	9	4	2		9	4	4	6	6	1	2	2		3	63.33	
	277	1															
	278	14	9	5		12	5	5	14	14		5	5	27.40	7	40.00	
	279	17	9	7		15	5	5	16	14		5	5	21.80	8	62.87	
	280	15	14	1		15	1	1	15	15		1	1		14	56.78	
	281	20	13	6	1	19	3	3	19	19	1	7	7	24.28	9	64.44	
	282	8	7	1		8			8	8		1	1		6	36.66	
	283	8	8			8			8	8					8	44.37	
	284	11	11			11		1	11	11					11	58.18	
	285	14	9	5		13	2	2	14	14		4	4	22.50	8	46.25	
	286	19	12	7		17	2	2	19	19		7	7	27.00	11	57.09	
	287	15	4	9	2	15	9	9	13	12		7	7	64.85	4	52.50	
	289	14	10	4		14	2	2	14	14		3	3	24.66	10	62.50	
	290	6	5	1		6			6	6		1	1		5	74.00	
	293	3	2	1		3			3	3	1	1	1		1		
	294	14	10	3	1	14			13	13		1	3	57.00	9	75.11	
	295	14	10	3	1	13			13	13		3	3	31.66	10	72.50	
	296	16	11	5		16	5	5	16	16		5	5	21.80	9	42.44	
	297	15	12	3		15	6	6	15	15	2	1	3	38.66	10	51.80	
	298	24	16	7	1	24	5	5	23	23		7	7	20.85	16	53.50	
	299	14	7	7		14	4	3	14	14		4	4	29.00	6	35.16	
	300	21	16	5		21	6	6	21	20		4	5	31.20	16	44.06	
	301	3	3			3	1	1	3	3		1	1		3	60.00	
	302	8	7	1		8	2	2	8	8		1	1		6	47.50	
	303	3	2	1		3		1	3	3		1	1		2		
	305	12	8	4		12	5	5	12	12		6	4	54.50	8	45.62	
	306	15	11	4		15			15	14	1	3	3	26.66	9	62.77	
	307	13	9	2		13	6	6	11	10		1	1		6	43.33	
	353	3	1	1		2			2	2		1	1				
	354	8	5	3		8			8	8		3	3	27.33	3	50.00	
	355	9	4	5		8	2	2	9	9		1	5	40.80	4	122.25	
	357	12	12			12	8	2	12	12	3	3	3		5	42.00	
	358	26	19	6	1	24	22	4	25	25	4	6	6	18.83	1		
	359	10	6	4		7	3	2	10	10		3	2		6	53.50	
	360	15	15			12	2	2	15	15		1	1		15	36.53	
	361	12	8	4		11	2	2	12	12		3	3	11.00	7	51.42	
	362	19	13	6		16	4	4	19	18	1	5	5	30.00	12	61.83	
	363	9	9			7	1	1	9	9					8	70.62	
	364	8	2	6		8	1	1	8	8		6	6	28.16	2		
	365	16	9	5		11	7	6	14	14	1	1	1		7	36.42	
	366	4	4			4	4	4	4	4		1	1		4	31.25	
	368	1															
	369	17	7	6		17	16	13	13	13	2	5	5	16.00	3	26.66	
	370	12	11	1		11			12	12		3	1		11	69.36	
	371	32	25	7		32	5	5	32	32	3	2	1		25	62.84	
	423	15	6	9		15	6	6	15	14	1	8	8	32.37	5	68.00	
	424	14	13		1	14	1	1	13	13	1	3	3		13	58.38	
	425	7	3	4		7	5	2	7	7		2	2		3	41.66	
	426	2															
	427	7	4		2	4			4	4		2	2		3	58.33	
	431	12	9	3		12	8	6	12	12	1	1	2		7	32.00	
	432	69	34	23	2	65	39	11	57	55	14	6	21	50.52	15	67.93	

<sup>1</sup>For renter - occupied dwelling units and vacant nonseasonal not dilapidated units, for rent.  
<sup>2</sup>For owner - occupied dwelling units and vacant nonseasonal not dilapidated units, for sale only.

HOUSING—BLOCK STATISTICS

Table 3.—CHARACTERISTICS OF HOUSING FOR WARDS, BY BLOCKS: 1950—Con.

Ward	Block	All dwelling units by occupancy and tenure					All dwelling units by condition and plumbing facilities			Occupied dwelling units				Contract monthly rent <sup>1</sup>		Value <sup>2</sup> of one-dwelling-unit structures	
		Total	Owner occupied	Renter occupied	Vacant non-seasonal not dilapid., for rent or sale	Other vacant and non-resident	Number reporting	No private bath or dilap.	No running water or dilap.	Total	Persons per room	Occupied by non-white	Number reporting	Average monthly rent (dollars)	Number reporting	Average value (dollars)	
										Number reporting	1.51 or more						
9	381	11	3	8		11	3	3	11	11		2	7	21.85	2		
	382	2															
	383	12	5	6		1	11	2	2	11	10	2	5	29.80	4	4,200	
	385	26	16	9	1		22			25	25	7	10	29.90	12	5,191	
	409	19	11	8			19	1	1	19	17	1	6	35.00	10	6,150	
	410	28	14	14			28			28	28	9	14	31.07	13	5,653	
	411	20	13	7			20		2	20	20	3	7	31.00	11	6,772	
	412	47	20	27			47		4	47	46	3	27	33.22	16	5,256	
	413	24	8	16			24		1	24	24	1	8	29.40	6	6,533	
	443	30	11	18		1	29		3	29	29	1	7	32.44	9	6,188	
	444	20	9	11			20			20	20		2	29.36	7	6,357	
	445	20	8	12			20	5	5	20	20		1	26.16	6	5,083	
	446	19	11	7			17	4	4	18	18		5	18.00	9	5,400	
	447	39	12	26		1	38	9	6	38	36	1	5	23.92	9	7,122	
	449	33	15	18			33	4	1	33	33	2	16	33.18	12	6,708	
	500	24	13	11			23	4	1	24	23	3	5	31.55	12	5,750	
	501	12	5	7			12			12	12		2	26.14	4	5,000	
	502	12	8	4			12	1		12	12		1	30.60	6	6,333	
	503	12	6	6		1	12			11	11		10	30.60	5	6,900	
	504	14	11	3			14			14	14		1	28.33	10	7,450	
	505	25	12	10		3	21			22	21		1	9	35.00	10	5,000
	506	18	15	3			18	4	3	18	18	2	3	26.66	10	4,200	
	507	19	11	8		1	18	8	8	17	17	3	3	25.28	10	6,100	
	508	19	11	8			18	3	3	19	18	1	8	31.00	8	5,000	
	509	22	10	9			19	1	1	19	19	4	1	32.44	8	4,312	
	510	22	9	12		1	21	2	2	21	21		3	36.20	7	6,928	
	511	26	12	14			25	4		26	25		14	27.57	9	3,900	
	512	5	4	1			5			5	5		1		3	5,833	
	516	8	7	1			8	1	1	8	8	1	1		6	3,066	
	517	11	5	6			11	6	4	11	11		1	13.16	3	3,666	
	519	9	7	2			9	1		9	8	1	1	2	6	4,750	
	525	2															
	526	1															
	527	35	3	32			35	25	1	35	35		32	31.43	1	8,666	
	528	6	4	2			6			6	6	1	6		4	5,750	
	529	4	3	1			4			4	4		4		2		
	531	10	4	6		1	10			9	9		1	6	27.66	4	
	532	13	8	5			13			13	13	2	5	29.80	8	6,025	
	533	14	4	10			14	1		14	14		9	36.11	4	5,000	
	534	10	7	3			10	1	1	10	10		3	26.33	5	4,200	
	535	27	15	12			27			27	27	1	5	49.08	11	7,454	
	536	12	6	6			12	2		12	12		4	33.50	4	5,125	
	537	16	13	3			16			16	16	2	5		9	5,500	
	558	20	7	13			20			20	20	1	12	31.83	6	7,666	
	559	19	11	7			19	1	1	18	18	1	7	28.28	9	5,500	
	560	18	8	10		1	18			18	18		10	26.70	6	5,333	
	561	10	7	3			10			10	10		3	33.33	5	7,800	
	562	11	7	4			11			11	11	1	4	46.50	7	6,757	
	563	8	4	4			8			8	8		4	42.75	1		
	564	10	7	2		1	9			9	9		2		7	5,642	
	565	17	14	3			17			17	17		2		13	4,884	
	566	10	10				10			10	10	1	9		9	4,611	
	567	9	7	2			9	1	1	9	9	1	1	1	7	4,214	
	568	86	47	36	3		85	32	18	83	82	11	30	26.04	21	8,576	
	569	11	4	6			11			10	10		7	44.00	4	3,025	
	570	24	17	6		1	24			23	23		2	34.00	16	4,937	
	571	9	5	4			9			9	9		4	33.25	5	5,400	
	572	15	9	5		1	14	2	2	14	13		5	37.50	7	7,042	
	573	25	16	5		4	25			21	21	1	5	25.20	13	6,346	
	574	22	15	7			22	1		22	21	3	2	36.33	8	5,187	
	575	35	15	18		2	34			33	33	3	2	30.41	8	5,500	
	576	33	16	15		2	33	1		31	31	1	15	39.53	11	4,690	
	579	1															
	581	21	11	9		1	21			20	20		5	31.37	8	4,787	
	582	37	14	21		1	34	4	2	35	35	1	21	33.04	7	5,942	
	583	21	15	5		1	21			20	20		5	41.00	14	7,650	
	584	16	10	6			16			16	16	1	6	39.16	8	7,512	
	585	17	10	7			17	1	1	17	17		2	32.42	10	4,320	
	586	15	14	1			14	3	3	15	14		3		11	4,136	
	587	20	9	9		2	20	7	6	18	18	1	8	36.11	7	3,100	
	588	7	5	2			7			7	7	1	1	2	4	3,900	
	589	38	24	13		1	35	20	15	37	36	7	11	21.54	16	2,881	
	591	10	9	1			10			10	10		7		8	5,025	
	592	15	12	3			15	5	5	15	15	1	2		11	5,090	
	593	12	8	2		2	12	2	2	10	10		2		8	6,625	
	594	22	13	9			22	4	4	22	22		9	33.22	11	5,054	
	595	20	10	8		2	20	1	1	18	18		8	32.75	10	6,010	
	596	23	12	10		1	23			22	22		10	27.80	9	5,333	
	597	20	7	13			20	4	4	20	20	4	13	26.69	7	5,428	
	607	13	7	6			12	1	1	13	13	1	2	30.16	6	7,250	
	608	4	3	1			3			4	3		1	1	2		
	609	12	9	3			10	2	2	12	12		3	20.00	7	5,214	
	610	19	11	8			17	5	5	19	19	1	8	29.87	8	6,287	
	611	30	14	16			30	3		30	30	1	14	41.14	12	6,150	
	612	9	7	1		1	9			8	8	2	2		7	4,142	
	613	9	4	5			9	2		9	9		5	25.20	4	5,875	
	614	25	21	4			25	1	1	25	25	2	3	56.25	21	6,542	

<sup>1</sup>For renter - occupied dwelling units and vacant nonseasonal not dilapidated units, for rent.  
<sup>2</sup>For owner - occupied dwelling units and vacant nonseasonal not dilapidated units, for sale only.

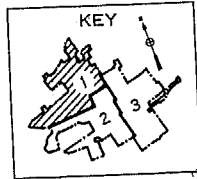
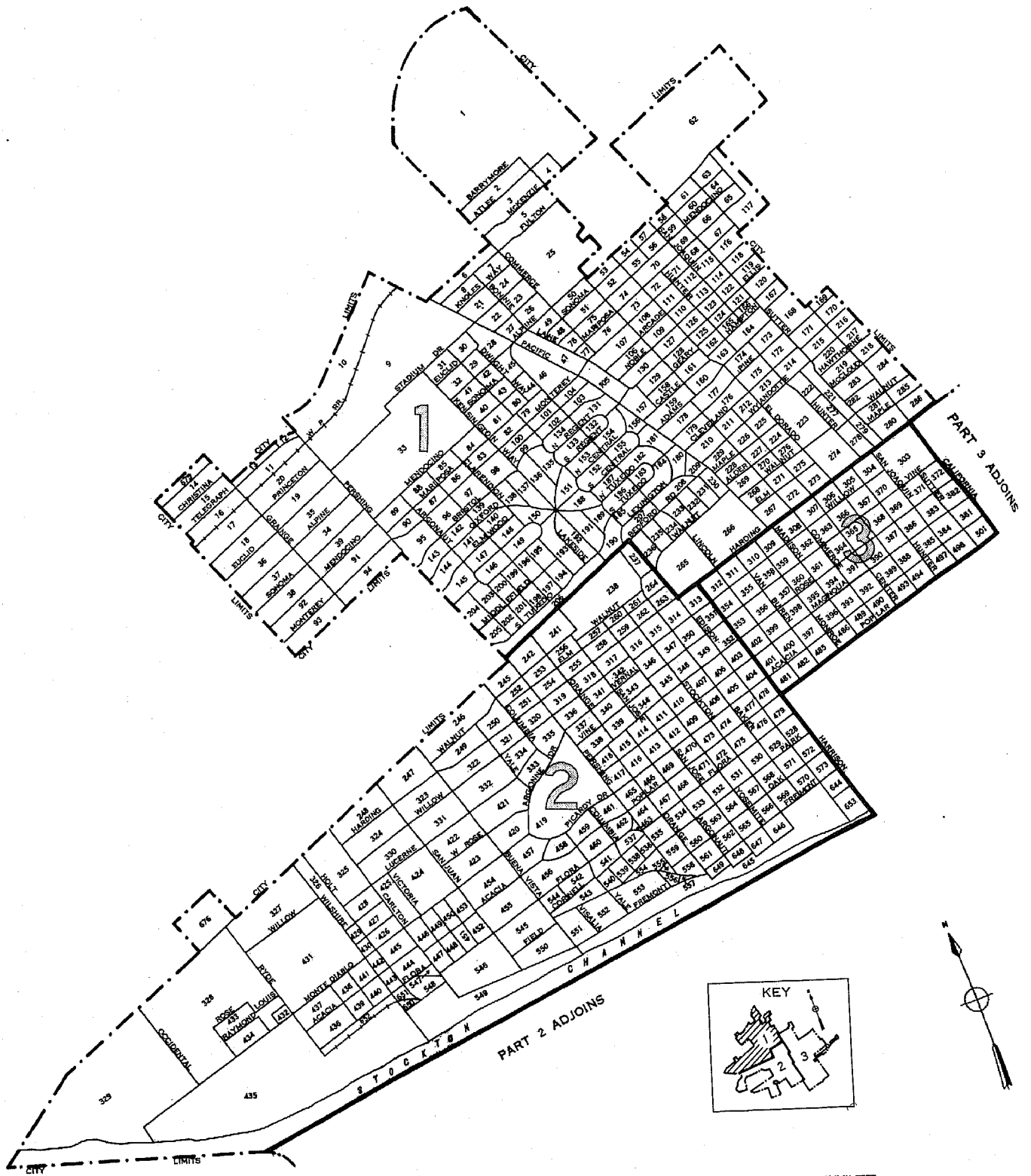
Table 3.—CHARACTERISTICS OF HOUSING FOR WARDS, BY BLOCKS: 1950—Con.

Ward	Block	All dwelling units by occupancy and tenure					All dwelling units by condition and plumbing facilities			Occupied dwelling units			Contract monthly rent <sup>1</sup>		Value <sup>2</sup> of one-dwelling-unit structures	
		Total	Owner occupied	Renter occupied	Vacant non-seasonal not dilap., for rent or sale	Other vacant and non-resident	Number reporting	No private bath or dilap.	No running water or dilap.	Total	Persons per room		Number reporting	Average monthly rent (dollars)	Number reporting	Average value (dollars)
											Number reporting	1.51 or more				
9	615	21	14	6		1	21	3	3	20	20		6	35.50	13	61.61
	616	15	13	2			15	3	3	15	15		1		11	63.36
	617	17	11	6			17	7	7	17	17		2		11	58.63
	618	23	22	1			27	3	3	28	27		2		17	51.47
	624	4	1	3			4	4	4	4	4		3		1	
	625	27	18	9			27	7	7	27	27		7		17	55.47
	626	17	10	6		1	17	1	1	19	16		4		10	63.20
	627	19	13	6			19	2	2	19	19		3		11	52.00
	628	23	15	7	1		23	2	2	22	22		5		15	66.33
	629	21	9	12			21	7	4	21	21		3		6	70.00
	630	15	8	7			15			15	15		7		8	61.75
	631	13	2	11			13			13	13		2		13	71.00
	632	5	4	1			5			5	5		1		4	50.00
	633	13	12	1			13	1	1	13	13		4		12	50.00
	634	20	15	4		1	20	5	5	19	19		2		14	58.75
	635	6	2	3			6	1	1	5	5		3		2	62.21
	638	13	4	8		1	13	10	10	12	10		5		3	15.00
	639	13	11	2			13	8	8	13	13		7		3	30.30
	640	14	7	7			14	5	5	13	13		7		10	23.80
	641	3	3				3	8	8	14	14		3		5	23.80
	642	11	40	71	3		114			111	111		70	40.51	37	83.94
	643	29	25	4			28			26	25		1		26	80.38
	645	14	9	5			14			13	13		4		10	85.70
	646	27	24	2			27			26	26		2		25	80.60
	647	28	22	6			28			26	26		3		20	80.78
	648	23	20	3			23			23	23		3		8	84.25
	649	36	23	13			36			31	31		7		25	97.96
	650	33	32	1			33			36	36		4		33	86.06
	651	37	31	5	1		37			36	36		4		31	84.48
	652	7	6	1			7			7	7		1		6	96.00
	654	6	4	1		1	6	3	3	5	5		2		4	51.25
	655	11	1	10			11	5	5	11	11		10		9	45.00
	656	11	9	2			11	7	7	11	11		3		9	28.33
	657	13	10	3			13	8	8	13	13		3		9	39.11
	658	17	16	1			17	1	1	17	17		1		16	45.18
	659	11	9	2			11			11	11		1		8	53.12
	660	22	13	9			22	1	1	22	22		2		13	56.53
	661	13	7	6			13			13	13		1		7	46.71
	662	19	12	6	1		19	4	4	16	16		1		9	50.00
	663	5	1	4			5	4	4	5	5		1		4	
	664	7	4	3			7	5	5	7	7		2		3	20.00
	665	12	9	2			12	7	7	11	11		2		8	31.87
	666	9	2	4		3	9	6	6	9	9		3		2	
	667	2					2			2	2		1		4	
	668	1					1			1	1		2		2	
	669	1					1			1	1		3		1	
	670	24	14	2	8		24			16	16		2		20	92.70
	671	42	21	8	13		42			29	29		7	86.42	32	93.37
	672	28	25	1			28			25	25		7		25	85.00
	673	11	9	2			11			11	11		2		9	82.33
	674	8	8				8			8	8				8	85.87
	686	3	3				3	2	1	3	3		2		3	33.33
	687	3	3				3			3	3		3		3	
	689	1					1			1	1					
	691	2					2			2	2					
	693	31	22	8		1	31	5	3	30	27		7	33.28	19	40.89
	699	6	6				6			6	6				6	88.33

<sup>1</sup>For renter - occupied dwelling units and vacant nonseasonal not dilapidated units, for rent.  
<sup>2</sup>For owner - occupied dwelling units and vacant nonseasonal not dilapidated units, for sale only.



STOCKTON, CALIFORNIA. BY WARDS AND BLOCKS: 1950  
PART 1 OF 3 PARTS



LEGEND

BLOCK NUMBERS

WARD NUMBERS

WARD BOUNDARIES

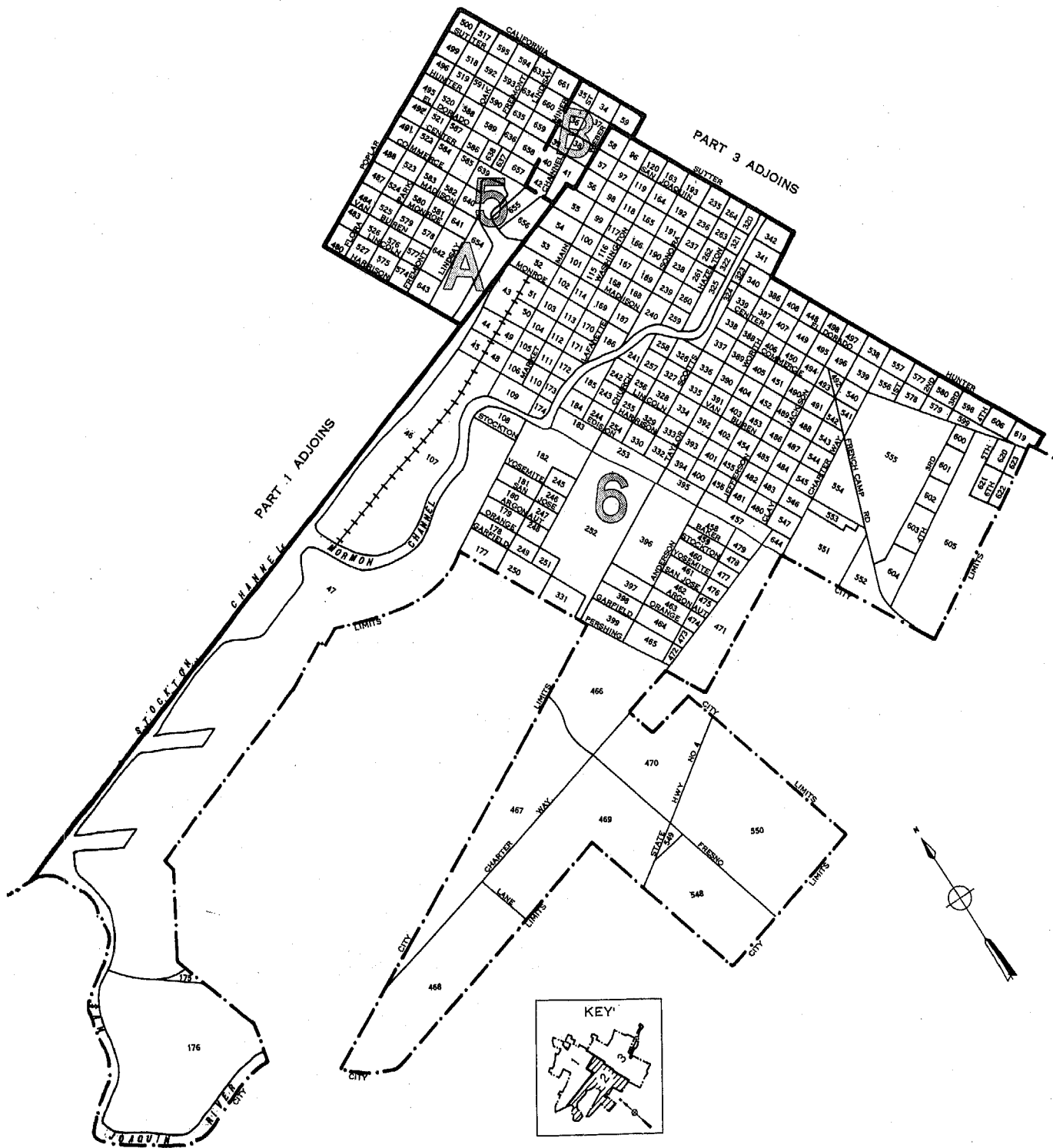
BLOCK AREA LETTERS

BLOCK AREA BOUNDARIES

U.S. DEPARTMENT OF COMMERCE, BUREAU OF THE CENSUS

25  
2  
A

STOCKTON, CALIFORNIA, BY WARDS AND BLOCKS: 1950  
PART 2 OF 3 PARTS



LEGEND

BLOCK NUMBERS 25

WARD NUMBERS 2

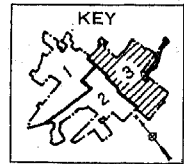
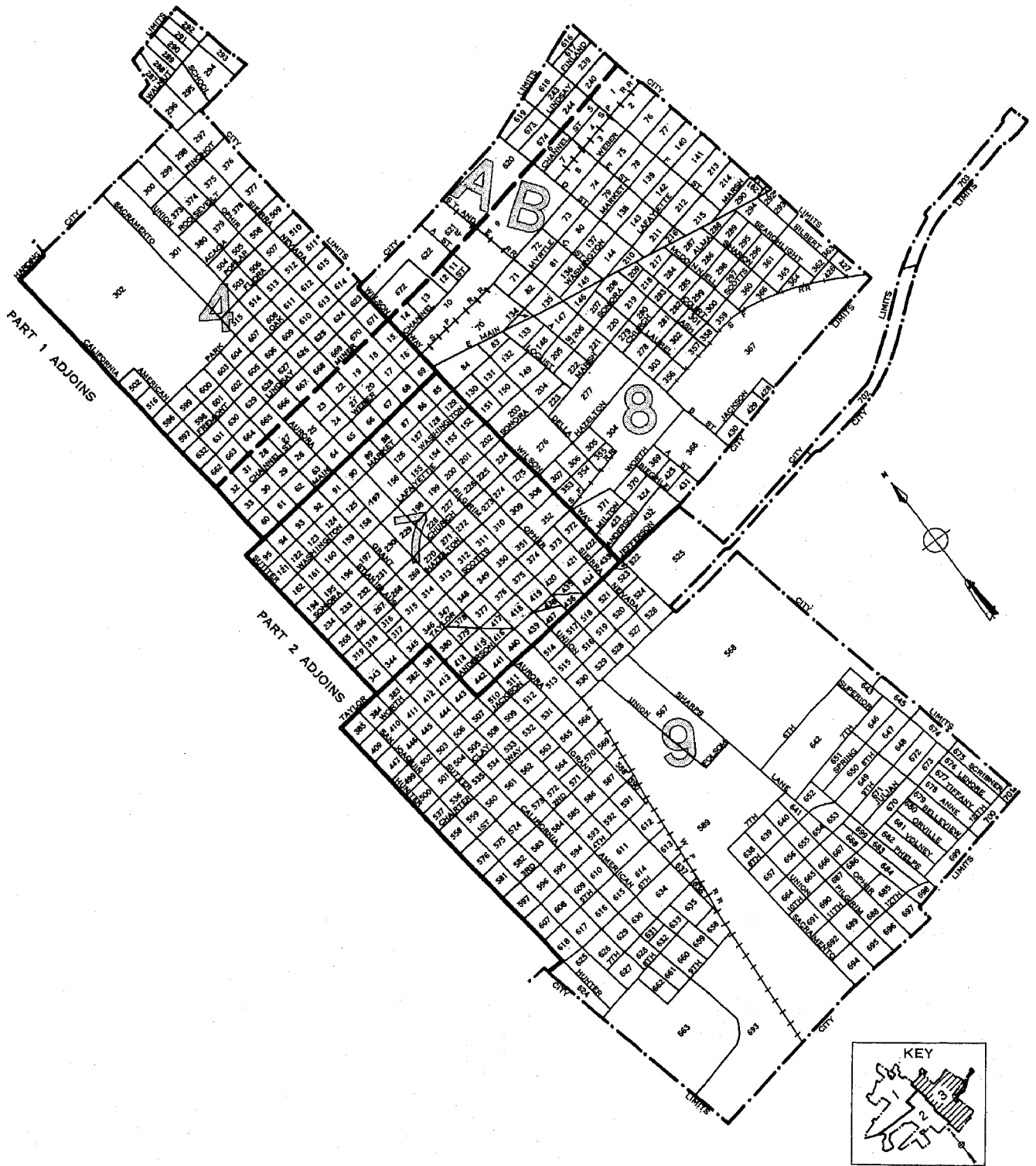
WARD BOUNDARIES

BLOCK AREA LETTERS A

BLOCK AREA BOUNDARIES

U.S. DEPARTMENT OF COMMERCE, BUREAU OF THE CENSUS

STOCKTON, CALIFORNIA, BY WARDS AND BLOCKS: 1950  
PART 3 OF 3 PARTS



SCALE IN FEET



LEGEND

- BLOCK NUMBERS
- WARD NUMBERS
- WARD BOUNDARIES
- BLOCK AREA LETTERS
- BLOCK AREA BOUNDARIES

25


2

A

U.S. DEPARTMENT OF COMMERCE, BUREAU OF THE CENSUS

# 1950 UNITED STATES CENSUS OF HOUSING

U. S. DEPARTMENT OF COMMERCE • BUREAU OF THE CENSUS



**SYRACUSE, N. Y.**

**BLOCK  
STATISTICS**

## U. S. CENSUS OF HOUSING: 1950

### Volume

- I General Characteristics
- II Nonfarm Housing Characteristics.
- III Farm Housing Characteristics
- IV Residential Financing
- V Block Statistics

Housing statistics for census tracts are to be included in the Population reports on census tracts.

## U. S. CENSUS OF POPULATION: 1950

### Volume

- I Number of Inhabitants
- II Characteristics of the Population

Succeeding volumes will cover the following subjects:

Census Tracts, Nativity and Parentage, Nonwhite Population by Race, Persons of Spanish Surname, Institutional Population, Differential Fertility, Labor Force Characteristics, Occupation, Industry, Income, Internal Migration, Education, Characteristics of Families and Households.

**UNITED STATES CENSUS of HOUSING : 1950**  
U. S. DEPARTMENT OF COMMERCE      BUREAU OF THE CENSUS  
CHARLES SAWYER, Secretary      ROY V. PEEL, Director



**BLOCK STATISTICS**


**SYRACUSE**  
**NEW YORK**

*Prepared under the supervision of*  
Howard G. Brunsman, Chief  
*Population and Housing Division*

1950 HOUSING CENSUS REPORT  
VOLUME V, PART 190

UNITED STATES GOVERNMENT PRINTING OFFICE 1952

**BLOCKS • CENSUS TRACTS**





## BUREAU OF THE CENSUS

ROY V. PEEL, *Director*

A. ROSS ECKLER, *Deputy Director*  
HOWARD C. GRIEVES, *Assistant Director*  
CONRAD TAEUBER, *Assistant Director*  
MORRIS H. HANSEN, *Assistant Director for Statistical Standards*  
ROBERT Y. PHILLIPS, *Assistant Director for Operations*  
CALVERT L. DEDRICK, *Coordinator, International Statistics*  
FRANK R. WILSON, *Information Assistant to the Director*

### Population and Housing Division—

HOWARD G. BRUNSMAN, *Chief*  
WAYNE F. DAUGHERTY, *Assistant Chief for Housing*  
ROBERT B. VOIGHT, *Assistant Chief for Operations*  
HENRY S. SHRYOCK, Jr., *Assistant Chief for Population*  
EDWIN D. GOLDFIELD, *Program Coordinator*

Quality and Equipment Statistics—Robert C. Hamer, *Chief*  
Inventory Statistics—Carl A. S. Coan, *Chief*  
Developmental Programs—J. Hugh Rose, *Chief*  
Residential Financing—Junia H. Honnold, *Chief*  
Territories and Possessions—Joel Williams, *Chief*  
Statistical Sampling—Joseph Steinberg, *Chief*  
Statistical Procedure—Morton A. Meyer, *Chief*  
Processing Operations—Milton D. Lieberman, *Chief*

### Administrative Service Division—WALTER L. KEHRES, *Chief*

Agriculture Division—RAY HURLEY, *Chief*  
Budget Officer—CHARLES H. ALEXANDER  
Business Division—HARVEY KAILIN, *Acting Chief*  
Field Division—LOWELL T. GALT, *Chief*  
Foreign Trade Division—J. EDWARD ELY, *Chief*  
Geography Division—CLARENCE E. BATSCHLET, *Chief*  
Governments Division—ALLEN D. MANVEL, *Chief*  
Industry Division—MAXWELL R. CONKLIN, *Chief*  
Machine Tabulation Division—C. F. VAN AKEN, *Chief*  
Personnel Division—HELEN D. ALMON, *Chief*

### SUGGESTED IDENTIFICATION

U. S. Bureau of the Census. *U. S. Census of Housing: 1950. Vol. V, Block Statistics, Part 190.*  
U. S. Government Printing Office, Washington, D. C., 1952.

For sale by the Superintendent of Documents, U. S. Government Printing Office, Washington 25, D. C.,  
or any of the Field Offices of the Department of Commerce - Price 20 cents

## PREFACE

This report presents statistics on characteristics of dwelling units by blocks for the city. The tabulations are based on data from the 1950 Census of Housing, taken as of April 1, 1950. Authorization for the 1950 Census of Housing as part of the Seventeenth Decennial Census was provided by the Housing Act of 1949, approved July 15, 1949.

The major portion of the information compiled from the 1950 Census of Housing appears in Volume I, *General Characteristics*; Volume II, *Nonfarm Housing Characteristics*; Volume III, *Farm Housing Characteristics*; Volume IV, *Residential Financing*; and Volume V, *Block Statistics*. Volume V consists of separate reports, issued as bulletins for each of the 209 cities which in 1940 or in a subsequent census had a population of 50,000 or more. These reports will not be bound into a single publication.

The subjects covered in both the 1950 and 1940 reports on characteristics of dwelling units by blocks are substantially similar.

This report was prepared under the direction of Howard G. Brunsman, Chief, Population and Housing Division, and Wayne F. Daugherty, Assistant Chief for Housing. Robert C. Hamer, Chief, Quality and Equipment Statistics Section, was in charge of coordinating the content and the format of the report with assistance from Carl A. S. Coan, Chief, Inventory Statistics Section; Floyd D. McNaughton, Chief, Equipment and Facilities Unit; Beulah Washabaugh, Chief, Tenure and Vacancy Unit; and Walter A. Hines. The compilation of the statistics was under the supervision of Robert B. Voight, Assistant Chief for Operations.

The collection of the information on which these statistics are based was under the supervision of Lowell T. Galt, Chief, Field Division. The geographic work, including the assignment of all block numbers and the preparation of maps, was under the supervision of Clarence E. Batschelet, Chief, Geography Division. The data were tabulated under the supervision of C. F. Van Aken, Chief, Machine Tabulation Division.

April 1952.



# SYRACUSE, N. Y.

## CONTENTS

### INTRODUCTION

	Page		Page
General.....	1	Definitions and explanations—Continued	
Related reports.....	1	Condition and plumbing facilities.....	2
Census tracts.....	1	Persons per room.....	2
Use of data.....	1	Color of occupants.....	2
Comparability with 1940 Housing Census data.....	1	Contract monthly rent.....	2
Definitions and explanations.....	1	Value of one-dwelling-unit structures.....	2
Dwelling unit.....	1	Number reporting.....	2
Occupancy and tenure.....	2	Block identification.....	2

### TABLES

	Page
Table 1.—Characteristics of housing for the city: 1950.....	3
Table 2.—Characteristics of housing by census tracts: 1950.....	3
Table 3.—Characteristics of housing for census tracts, by blocks: 1950.....	5

Map of city, by blocks, appears following last page of tables.

# BLOCK STATISTICS

## INTRODUCTION

### GENERAL

Volume V of the Reports on Housing consists of a separate report for each of the 209 cities which in 1940, or in a subsequent census prior to 1950, had a population of 50,000 or more. Each report presents for the city, by blocks, tabulations for a limited number of subjects obtained in the Census of Housing. The subjects in these reports are similar to those in the block statistics supplements to Volume I of the reports of the 1940 Census of Housing. The subjects in this report present the number of dwelling units classified by occupancy and tenure, condition and plumbing facilities, persons per room, color of occupants, average contract monthly rent of renter-occupied and selected vacant units, and the average value of one-dwelling-unit owner-occupied and selected vacant structures. In table 1, the statistics for these subjects are summarized for the city. Table 2 contains the statistics for census tracts. In table 3, the data are presented by blocks within census tracts. Maps identifying the location of each block and the census tract boundaries are a part of this report.

**Related reports.**—Related statistics for this city are contained in the Reports on Housing, Volume I, *General Characteristics*; and in the Reports on Population, Volume I, *Number of Inhabitants*, and Volume II, *Characteristics of the Population*.

The Reports on Housing for each State in Volume I present data on the characteristics of dwelling units for the State by residence (urban, rural nonfarm, and rural farm), for standard metropolitan areas, urbanized areas, counties, for urban places, places of 1,000 to 2,500 inhabitants, and rural-nonfarm and rural-farm dwelling units for each county. Each report includes the following subjects: occupancy, tenure, race of occupants, type of structure, year built, condition and plumbing facilities, water supply, toilet and bathing facilities, number of rooms, number of persons, persons per room, electric lighting, heating equipment, heating and cooking fuels, refrigeration equipment, kitchen sink, radio, television, and, for nonfarm units, the contract monthly rent, gross monthly rent, and value of one-dwelling-unit structures.

Volume I of the Reports on Population shows the 1950 population of each county and of each minor civil division within the county. It also contains figures for each incorporated place, for each unincorporated place with 1,000 or more inhabitants, and for incorporated places of 5,000 or more by wards. A special series of tables presents data for each urbanized area giving the incorporated places and portions of minor civil divisions within it.

Volume II of the 1950 Population Reports contains statistics on the general characteristics of the population. Chapter A of this volume repeats the figures on number of inhabitants as shown in Volume I; Chapter B presents demographic, economic, and social characteristics of the population; and Chapter C gives more detailed cross-classifications for States and large cities and standard metropolitan areas.

**Census tracts.**—Census tracts are small areas into which certain large cities have been subdivided for statistical and local administrative purposes. In most cases the tracts are permanently established, so that comparison may be made from census to census. The boundaries of tracts are established so as to include approximately equal numbers of inhabitants or equal areas; and each tract is designed to represent an area that is fairly

homogeneous in population characteristics. Although the tracted areas of some cities extend into the suburbs, the data shown in this report are restricted to the tracts within the corporate limits of the city.

**Use of data.**—The tabulation of housing characteristics for areas as small as city blocks provides descriptive material of considerable value for technical studies of housing in the city. The statistics will be useful in compiling totals for special types of areas that may be defined to meet the requirements of individual investigators. Users of the data should bear in mind that in practically all cases the data for a given block represent the work of only one enumerator. Consequently, housing characteristics for blocks are subject to a wider margin of error than is to be expected in the figures for tracts or wards which represent returns made by a number of enumerators. Misinterpretation of instructions by one enumerator may cause a significant bias in the statistics for a block even though it may have a negligible effect upon the figures for larger areas. In particular, the enumeration of "condition" depended to a considerable extent upon the judgment of the individual enumerator. Also, failure to indicate the correct block number for a significant number of dwelling units may introduce errors into the block data.

**Comparability with 1940 Housing Census data.**—In the 1940 Census of Housing, reports entitled "Block Statistics" were issued as supplements to the first series of Housing bulletins. These supplements consisted of separate reports for each of the 191 cities which had 50,000 inhabitants or more in 1930.

In the 1950 reports, the block numbers used are different, in most cases, from those used in the 1940 reports. Therefore, to compare 1940 and 1950 data for a given block, it is necessary to locate the block on the maps to obtain the corresponding 1940 and 1950 block numbers.

The subjects in both the 1940 and 1950 reports are substantially similar. However, data on number of structures, year built, and mortgage status have been omitted from the 1950 report. Furthermore, in the 1940 reports average contract or estimated monthly rent was reported for all dwelling units while in 1950 average contract monthly rent is reported for some, and average value for other, dwelling units.

### DEFINITIONS AND EXPLANATIONS

More detailed and complete definitions are presented in Volume I of the Housing Reports.

**Dwelling unit.**—In general, a dwelling unit is a group of rooms or a single room, occupied or intended for occupancy as separate living quarters, by a family or other group of persons living together or by a person living alone.

A group of rooms, occupied or intended for occupancy as separate living quarters, is a dwelling unit if it has separate cooking equipment or a separate entrance. A single room, occupied or intended for occupancy as separate living quarters, is a dwelling unit if it has separate cooking equipment or if it constitutes the only living quarters in the structure. Also, each apartment in a regular apartment house is a dwelling unit even though it may not have separate cooking equipment. Excluded from the dwelling unit count are large rooming houses, institutions, dormitories, and transient hotels and tourists courts.

In the 1940 Census, a dwelling unit was defined as the living quarters occupied or intended for occupancy by one household.

A household consisted of a family or other group of persons living together with common housekeeping arrangements, or a person living entirely alone. However, the enumerator was not explicitly instructed to define rooms as dwelling units on the basis of cooking equipment or separate entrance.

The number of dwelling units in the 1950 Census may be regarded as comparable with the number of dwelling units in the 1940 Census. Some living quarters may have been classified as separate dwelling units in the one census and not in the other. Further, in the 1950 Census, living quarters with five or more lodgers were not tabulated as dwelling units; generally, such quarters were included in the 1940 dwelling unit count. However, the net effect of these changes is probably small.

**Occupancy and tenure.**—Dwelling units are classified by occupancy and tenure into four groups: owner-occupied; renter-occupied; vacant nonseasonal not dilapidated, for rent or sale; and other vacant and nonresident. A dwelling unit is classified as owner-occupied if it was owned wholly or in part by the head of the household or by some related member of his family living in the dwelling unit. All other occupied units are classified as renter-occupied whether or not cash rent was actually paid for living quarters. Rent-free units and living accommodations received in payment for services performed are thus included with the renter-occupied units.

A dwelling unit is considered vacant if no persons are living in it at the time of enumeration. New units not yet occupied were enumerated as vacant dwelling units if construction had proceeded to the extent that all the exterior windows and doors were installed and final usable floors were in place. The classification "Vacant nonseasonal not dilapidated, for rent or sale" is descriptive of the vacant dwelling units reported in this classification. "Other vacant and nonresident" units include all dilapidated and seasonal vacant units as well as the not dilapidated units which were not for rent or sale.

Because of changes in enumeration procedures, the counts of total vacant units in 1940 and 1950 are not strictly comparable. In 1940, vacant units were enumerated if they were habitable; units uninhabitable and beyond repair were excluded from the enumeration. In 1950, units were included regardless of condition if they were intended for occupancy as living quarters. Therefore, no comparison should be made between the data on "vacant nonseasonal not dilapidated, for rent or sale" units from the 1950 Census and data in the 1940 Census reports.

In both censuses, dwelling units occupied entirely by non-residents were included with vacant units not for rent or sale. Trailers, tents, houseboats, and railroad cars which were vacant were excluded from the dwelling unit inventory in both 1950 and 1940.

**Condition and plumbing facilities.**—Data on condition of a dwelling unit are shown in combination with data for selected plumbing facilities and are, therefore, limited to units for which both condition and plumbing facilities are reported. Plumbing facilities include water supply, toilet facilities, and bathing facilities.

The category "with private bath" includes those dwelling units reported with both a flush toilet and a bathtub or shower inside the structure for the exclusive use of the occupants of the unit. The category "no private bath" includes those dwelling units not having private flush toilet or not having private bathing facilities. The "no running water" category includes units with only piped running water outside the structure or with only other sources such as a hand pump.

A dwelling unit is "dilapidated" when it is run-down or neglected, or is of inadequate original construction, so that it does not provide adequate shelter or protection against the elements or it endangers the safety of the occupants.

**Persons per room.**—The number of persons per room has been computed for each occupied dwelling unit by dividing the number

of persons in the dwelling unit by the number of rooms in the dwelling unit. All persons enumerated in the Population Census as members of the household (including lodgers, servants, and other nonrelated persons) are counted in determining the number of persons that occupy the dwelling unit. The number of rooms in the dwelling unit includes all rooms available for living quarters throughout the year. Not counted as rooms are bathrooms, closets, pantries, halls, screened porches, and unfinished rooms in the basement and attic.

**Color of occupants.**—Occupied dwelling units are classified by color of head of household according to the definition used in the 1950 Census of Population. The group designated as "non-white" consists of Negroes, Indians, Japanese, Chinese, and other nonwhite races. Persons who are not definitely Indian or of other nonwhite race are classified as white.

**Contract monthly rent.**—Contract monthly rent is the rent, at the time of enumeration, contracted for by the renter regardless of whether it includes furniture, heating fuel, electricity, cooking fuel, water, or personal services.

Monthly rent for vacant dwelling units is the amount asked for the dwelling unit at the time of enumeration. The average monthly rent relates to renter-occupied dwelling units and vacant nonseasonal not dilapidated units for rent. Dwelling units which are occupied "rent-free" are not included with the units reporting rent.

**Value of one-dwelling-unit structures.**—Average value is shown for owner-occupied dwelling units and vacant nonseasonal not dilapidated units which are for sale only. Value is shown only if the unit is in a one-dwelling-unit structure without business and if it is the only dwelling unit included in the property. The value represents the amount for which the owner estimates that the property, including such land as belongs with it, would sell under ordinary conditions and not at a forced sale. For vacant units, value is the sale price asked by the owner.

**Number reporting.**—Occupancy and tenure are reported for all dwelling units, and color of occupants is reported for all occupied units. The corresponding distributions for these subjects in table 1 are based on all dwelling units and on occupied units, respectively. For all other subjects, the distributions are based on the units for which the specific characteristics are reported, that is, the "Number reporting."

The number of dwelling units for which the enumerator obtained no report on a particular item is shown for the city totals only; however, the number "not reported" can easily be derived for each area in tables 2 and 3 by subtracting the number reporting from the total number of dwelling units (or total occupied).

**Block identification.**—A map or series of maps is included in this report showing block numbers for each block, number and letter designations for tracts, and the names of principal streets.

Blocks are identified by serial numbers, a separate series of numbers being used for each tract. Thus, the location of each block for which data are presented in table 3 may be determined by referring to the tract and block number shown on the map. Similarly, data for a specific block may be located in the table by reference to the map for identification numbers of the tract and block.

If no dwelling units are reported for a block, the block number is not listed in table 3, although it is shown on the map. Dwelling units for which the block number was not reported are indicated in the table by the symbol "NR." Detailed data are not shown for such dwelling units, nor for blocks containing fewer than three dwelling units. Average monthly rent is not shown when the monthly rent was reported for fewer than three dwelling units. Average value is not shown when the value of one-dwelling-unit properties was reported for fewer than three dwelling units. All dwelling units are included, however, in the statistics for the city and for each tract.

Table 1.—CHARACTERISTICS OF HOUSING FOR THE CITY: 1950

Subject	Number	Percent	Subject	Number	Percent
<b>OCCUPANCY AND TENURE</b>			<b>PERSONS PER ROOM</b>		
All dwelling units.....	64,459	100.0	Occupied dwelling units.....	63,204	...
Owner occupied.....	30,065	46.6	Number reporting.....	62,415	100.0
Renter occupied.....	33,139	51.4	1.50 or less.....	61,465	98.5
Vacant nonseasonal not dilapidated, for rent or sale.....	577	0.9	1.51 or more.....	950	1.5
Other vacant and nonresident.....	678	1.1	Not reported.....	789	...
<b>CONDITION AND PLUMBING FACILITIES</b>			<b>CONTRACT MONTHLY RENT</b>		
All dwelling units.....	64,459	...	Renter-occupied, and vacant nonseasonal not dilapidated units, for rent—Number reporting.....	31,901	...
Number reporting.....	63,075	100.0	Total contract monthly rent..... dollars.	1,320,018	...
With private bath, not dilapidated.....	53,235	84.4	Average monthly rent..... dollars.	41.38	...
No private bath, with running water, not dilapidated.....	5,870	9.3	<b>VALUE OF ONE-DWELLING-UNIT STRUCTURES</b>		
No running water or dilapidated.....	3,970	6.3	Owner-occupied, <sup>1</sup> and vacant nonseasonal not dilapidated units, for sale only—Number reporting.....	18,111	...
Condition or plumbing facilities not reported.....	1,384	...	Total value or sale price..... dollars.	207,542,800	...
No private bath or dilapidated.....	9,840	15.6	Average value..... dollars.	11,459	...
<b>COLOR OF OCCUPANTS</b>					
Occupied dwelling units.....	63,204	100.0			
White.....	62,154	98.3			
Nonwhite.....	1,050	1.7			

<sup>1</sup>Restricted to 1-dwelling-unit properties.

Table 2.—CHARACTERISTICS OF HOUSING BY CENSUS TRACTS: 1950

Census tract	All dwelling units by occupancy and tenure					All dwelling units by condition and plumbing facilities			Occupied dwelling units				Contract monthly rent <sup>1</sup>		Value <sup>2</sup> of one-dwelling-unit structures	
	Total	Owner occupied	Renter occupied	Vacant non-seasonal not dilap., for rent or sale	Other vacant and non-resident	Number reporting	No private bath or dilap.	No running water or dilap.	Total	Persons per room		Occupied by non-white	Number reporting	Average monthly rent (dollars)	Number reporting	Average value (dollars)
										Number reporting	1.51 or more					
TOTAL	64,459	30,065	33,139	577	678	63,075	9,840	3,970	63,204	62,415	950	1,050	31,901	41.38	18,111	1,145.9
1	13	7	6			13	9	5	13	13			5	32.20	3	6.66
2	1614	808	776	13	17	1582	360	220	1584	1577	20	1	750	36.98	466	8.54
3	595	444	142	8	1	588	16	11	586	585	6		130	56.33	373	9.93
4	1407	1070	314	18	5	1402	46	26	1384	1379	1	1	300	41.87	872	9.87
5	758	267	471	5	15	747	223	103	738	731	7		456	31.23	93	5.71
6	1184	616	543	4	21	1169	106	27	1159	1133	7		513	36.31	358	7.57
7	571	373	193	2	3	568	22	6	566	561	3		169	36.77	264	8.18
8	1062	688	364	5	5	1055	31	6	1052	1043	7		352	37.95	435	8.32
9	1310	865	424	1	20	1294	7	1	1289	1277	5		387	81.41	709	17.81
10	1059	630	402	7	20	1035	49	24	1032	1016	4	1	382	44.34	453	9.41
11	86	32	52		2	85	40	10	84	83			52	24.26	12	6.62
12	208	700	135	1	2	200	141	117	205	204	9		130	24.30	37	5.01
13	842	200	620	4	18	830	384	298	820	814	13		594	28.00	44	7.72
14	1154	557	556	9	6	1147	208	147	1137	1133	8		543	31.07	260	6.67
15	1063	582	521	12	8	1037	93	24	1045	1031	8		507	37.55	268	8.37
16	1345	214	1068	34	29	1243	411	134	1282	1259	80	1	1018	48.62	86	15.77
17	1364	792	445	14	7	1336	32	7	1343	1321	5	1	428	52.57	590	10.94
18	1081	723	318	3	5	1039	24	16	1071	1056	4		316	45.43	522	10.13
19	1142	527	173	3	8	1118	21	7	1131	1114	4		162	51.22	836	10.78
20	1116	602	503	6	5	1087	190	71	1105	1096	18		487	32.58	345	6.86
21	1123	446	670	2	5	1112	280	20	1116	1108	10		649	29.38	99	6.99
22	952	262	657	18	15	927	357	174	919	911	25	5	650	38.50	82	8.07
23	1537	306	1199	15	17	1479	249	59	1505	1484	37	9	1148	32.20	48	8.21
24	1296	421	850	5	20	1265	371	222	1271	1262	26		825	32.45	182	6.80
25	789	443	330	2	11	777	129	54	773	763	6		312	31.57	244	7.15
26	257	175	73	5	5	252	11	3	250	249	4		68	37.77	134	8.46
27	939	507	414	9	9	929	99	15	921	899	10		404	47.97	305	8.66
28	883	568	303	4	6	876	47	3	873	871	2	1	404	40.35	330	9.18
29	527	286	233	2	4	508	103	61	521	512	5		296	32.41	150	7.01
30	1370	415	922	13	20	1336	539	301	1337	1327	47	10	893	26.58	147	5.89
31	657	15	609	19	14	633	183	91	624	611	11		590	41.00	21	10.19
32	1080	109	941	22	8	1038	453	194	1050	1022	68		938	30.08	1	10.32
33	1694	295	1346	29	22	1643	444	197	1643	1617	71		1334	42.24	63	10.32
34	1321	288	1014	4	15	1278	209	29	1302	1280	46		960	50.29	94	9.39
35	1246	604	623	3	14	1224	90	17	1229	1202	15		572	46.58	274	11.02
36	990	642	327	3	12	975	8	1	969	953	1		315	42.52	476	12.55
37	4	1	1			4	4		4	4			3	58.33	279	7.54
38	1070	537	506	13	14	1044	103	23	1043	1040	5		498	36.12	279	7.54
39	3095	902	2116	4	32	3049	801	99	3018	2986	69	1	2071	40.35	256	9.18
40	1945	374	1520	26	25	1911	778	292	1894	1875	58	13	1483	39.63	100	7.24
41	1081	211	842	13	15	1036	383	171	1053	1014	32		786	36.12	37	6.83
42	1740	232	1474	9	25	1727	437	377	1706	1691	48	17	1459	32.16	79	5.73
43	572	141	412	6	11	544	68	4	553	535	24		399	52.92	23	8.97
44	935	496	424	8	9	906	44	12	920	890	17		389	58.17	292	16.80
45	1593	1075	502	6	10	1561	32	10	1577	1558	14		473	52.56	709	12.18
46	412	390	19	1	2	390	2	1	409	406	4		16	57.50	336	19.29
47	488	438	44	3	3	484	3	2	482	480	2		7	73.37	416	21.75
48	304	264	31	1	8	298	1	2	295	289	3		23	53.39	232	14.90
49	531	394	132	3	2	506	18	6	526	521	2		129	39.51	280	11.30
50	1153	845	294	10	4	1138	18	3	1139	1129	5	1	278	53.27	616	16.14

<sup>1</sup>For renter-occupied dwelling units and vacant nonseasonal not dilapidated units, for rent.  
<sup>2</sup>For owner-occupied dwelling units and vacant nonseasonal not dilapidated units, for sale only.

## HOUSING—BLOCK STATISTICS

Table 2.—CHARACTERISTICS OF HOUSING BY CENSUS TRACTS: 1950—Con.

Census tract	All dwelling units by occupancy and tenure					All dwelling units by condition and plumbing facilities			Occupied dwelling units				Contract monthly rent <sup>1</sup>		Value <sup>2</sup> of one-dwelling-unit structures	
	Total	Owner occupied	Renter occupied	Vacant non-seasonal not dilap., for rent or sale	Other vacant and non-resident	Number reporting	No private bath or dilap.	No running water or dilap.	Total	Persons per room		Occupied by non-white	Number reporting	Average monthly rent (dollars)	Number reporting	Average value (dollars)
										Number reporting	1.51 or more					
51	1289	698	575	11	5	1263	70	37	1273	1267	5	2	554	58.06	434	10.156
52	1984	774	1185	14	11	1953	315	128	1959	1943	16	2	1156	41.66	307	9.056
53	1771	576	1145	23	27	1727	303	17	1721	1687	26	8	1102	46.77	206	9.522
54	1992	946	1001	17	28	1944	160	10	1947	1935	18		963	44.28	458	9.737
55	351	284	53	12	2	341	30	23	337	334	2		51	33.49	264	9.485
56	1030	431	594	5	5	1022	13	7	1025	1022			583	39.31	373	13.898
57	666	466	184	5	11	653	18	4	650	642	1		172	42.46	352	10.718
58	1127	735	378	5	9	1112	39	6	1113	1099	5	3	359	47.90	476	8.703
59	1303	742	544	14	3	1280	90	3	1286	1281	8		519	44.42	451	10.102
60	981	688	270	13	10	964	53	25	958	940	5		248	58.52	561	9.541
61	1407	1083	304	7	13	1391	76	9	1387	1350	4	1	271	48.96	898	11.151

<sup>1</sup>For renter—occupied dwelling units and vacant nonseasonal not dilapidated units, for rent.<sup>2</sup>For owner—occupied dwelling units and vacant nonseasonal not dilapidated units, for sale only.

Table 3.—CHARACTERISTICS OF HOUSING FOR CENSUS TRACTS, BY BLOCKS: 1950

[Detailed statistics not shown for blocks containing fewer than 3 dwelling units, nor for dwelling units not allocated by blocks (designated by NR)]

Census tract	Block	All dwelling units by occupancy and tenure					All dwelling units by condition and plumbing facilities			Occupied dwelling units			Contract monthly rent <sup>1</sup>		Value <sup>2</sup> of one-dwelling-unit structures	
		Total	Owner occupied	Renter occupied	Vacant non-seasonal not dilap., for rent or sale	Other vacant and non-resident	Number reporting	No private bath or dilap.	No running water or dilap.	Total	Persons per room		Number reporting	Average monthly rent (dollars)	Number reporting	Average value (dollars)
											Number reporting	1.51 or more				
1	1	9	4	5			9	5	1	9	9	1	5	32.20	3	6,666
	3	4	3	1			4	4	4	4	4	2				
2	1	20	15	4	1		20			19	19		4	43.75	15	13,733
	2	11	11				11			11	11				11	13,545
3	3	32	28	3	1		32			31	31		3	62.66	27	12,129
	4	13	12	1			13	4	2	13	13		1		11	9,863
4	5	35	27	7			34	4	4	34	34		7	32.85	21	5,809
	6	23	11	10			23	4	3	21	20	1	10	66.80	4	9,125
5	7	31	12	18			31	16	8	30	30	1	18	33.66	7	6,642
	8	1				1										
6	9	20	8	12			20	9	2	20	20		12	44.16	6	5,166
	10	7	6	1			7	4	3	7	7	1	1		5	6,040
7	13	52	31	18	3		52	3	3	49	49		18	38.00	14	9,678
	14	44	35	9			44			44	44		7	36.71	22	11,431
8	15	28	21	7			28	1	1	28	28		7	42.14	16	12,843
	16	21	15	6			21			21	21		6	37.00	9	12,000
9	17	27	16	11			27	3	3	27	27		11	38.45	10	10,900
	18	19	14	5			19	2	2	19	19		2		12	7,458
10	19	56	23	31	2		56	14	8	54	53		32	34.62	12	7,000
	20	19	11	8			19	6	5	19	19		8	29.62	8	5,187
11	21	19	14	5			19	4	2	19	19		5	33.40	11	5,863
	22	19	11	8			19	13	10	19	19	1	8	35.50	3	3,333
12	23	36	16	20			35	16	15	36	36		20	32.05	11	4,772
	24	43	17	25	1		42	9	9	42	42		25	31.60	11	6,727
13	25	30	13	12			30	4	4	30	30		12	38.25	6	8,666
	26	30	17	13			30	4	4	34	34		12	44.91	13	10,807
14	27	35	22	12	1		33	3	3	33	33	1	13	36.30	8	8,833
	28	33	19	14			32	6	6	31	31		9	43.55	8	9,375
15	29	33	21	10			31	3	3	31	31		9	36.44	9	7,166
	30	31	21	9			25	3	3	25	25		9	36.44	9	7,166
16	31	25	16	9			25	9	8	37	37		10	36.30	23	5,804
	32	27	10	10			27	12	11	36	36		20	29.70	8	9,250
17	33	37	16	20			34	12	11	43	43		17	40.05	16	6,687
	34	44	26	17			43	18	18	43	43		17	40.05	16	6,687
18	35	51	23	28			50	21	19	51	51	3	27	29.14	11	6,518
	36	44	20	22	1		44	19	16	42	42		21	39.47	11	7,681
19	37	46	18	24	1		45	6	2	42	41		24	36.70	5	5,900
	38	42	15	25			42	1	1	40	40	1	25	33.76	5	7,800
20	39	29	18	10	1		29	1	1	28	27		10	86.70	9	11,166
	40	45	15	30			45	10	5	45	44	1	28	37.92	2	8,166
21	41	38	18	19	1		38	9	7	37	37		18	30.00	6	8,166
	42	41	18	23			41	21	16	41	41	1	23	33.86	9	5,066
22	43	34	21	13			33	21	18	34	33		13	28.53	15	6,200
	44	34	8	26			33	7	1	34	34	2	24	28.20	3	6,333
23	45	25	12	13			25	5		25	25		12	34.25	8	6,687
	46	25	8	17			21	6		25	25		16	88.25	4	11,000
24	47	16	6	10			14			16	15		9	37.33	4	7,500
	48	34	9	24			34	8	6	33	33	1	19	58.26	5	9,300
25	49	48	23	24			48	4	1	47	47		22	35.18	9	6,500
	50	47	14	32			47	9	1	46	46		30	43.36	6	11,500
26	51	18	5	13			17	1		18	18		13	33.38	1	
	52	21	2	19			21	2		21	21		18	39.16		
27	53	35	9	24	2		33	7		33	33	1	26	37.69	5	7,900
	54	54	18	36			50	13	6	54	54		36	37.52	6	6,000
28	55	20	3	17			19	7	5	20	20		16	26.31		
	56	19	6	13			17	9	1	19	19	4	13	24.92	3	8,500
29	1		14	2	1		17			16	16		2		14	10,214
	2	17	26	2			27			28	28		5		23	10,434
30	3	22	17	5			22			22	22	1	5	62.00	15	7,800
	4	36	31	5			35	1		36	36	1	5	51.60	22	10,227
31	5	73	54	14	5		71	6	1	68	68		13	49.07	50	9,924
	6	14	7	7			14	2	2	14	14		6	30.50	4	8,500
32	7	69	18	50	1		69	3	2	68	68		51	76.29	12	8,416
	8	30	26	4			30	2	2	30	30		4	35.75	23	7,869
33	9	44	34	10			44	4	4	44	44		8	40.50	24	9,812
	10	45	35	9			45	1	1	44	44		9	45.88	26	10,211
34	11	21	17	4			20			21	20		4	47.50	15	10,833
	12	17	15	2			17			17	17	1	2		14	10,785
35	13	14	14				14			14	14		1		14	10,357
	14	30	27	3			30			30	30		3	41.00	25	10,632
36	15	27	26	1			27			27	27		1		25	10,580
	16	24	22	2			24			24	24		2		21	10,195
37	17	18	14	4			18			18	18		4	56.25	12	10,400
	18	31	21	9	1		31			30	30		9	42.88	15	9,933
38	19	14	13	1			14			14	14		1		12	9,550
	20	21	13	8			20			21	21		8	45.62	7	11,000
39	1	18	15	3			17			18	18		3	53.00	10	9,300
	2	16	13	3			16			16	16		3	30.00	12	9,708
40	3	32	29	3			32	1		32	31		3	60.00	25	10,760
	4	42	30	12			42			42	42		11	36.81	23	10,936
41	5	38	30	7	1		38	1	1	37	37		16	43.57	24	10,833
	6	51	35	16			51			51	51		16	40.25	21	10,428

<sup>1</sup>For renter - occupied dwelling units and vacant nonseasonal not dilapidated units, for rent.  
<sup>2</sup>For owner - occupied dwelling units and vacant nonseasonal not dilapidated units, for sale only.

HOUSING—BLOCK STATISTICS

Table 3.—CHARACTERISTICS OF HOUSING FOR CENSUS TRACTS, BY BLOCKS: 1950—Con.

Census tract	Block	All dwelling units by occupancy and tenure					All dwelling units by condition and plumbing facilities			Occupied dwelling units			Contract monthly rent <sup>1</sup>		Value <sup>2</sup> of one-dwelling-unit structures		
		Total	Owner occupied	Renter occupied	Vacant non-seasonal not dilap., for rent or sale	Other vacant and non-resident	Number reporting	No private bath or dilap.	No running water or dilap.	Total	Persons per room		Number reporting	Average monthly rent (dollars)	Number reporting	Average value (dollars)	
											Number reporting	1.51 or more					Occupied by non-white
4	7	59	43	15	1	59			58	58		15	39.60	32	10.525		
	8	37	30	7		37			37	37		7	51.85	27	11.277		
	9	51	40	10		51			50	50		9	40.77	31	11.109		
	13	36	25	10	1	35			35	35		11	42.00	13	10.192		
	14	17	12	4		17			16	16		3	30.00	9	11.333		
	15	77	48	28		77		4	2	75	75		27	40.44	34	10.485	
	16	95	76	16		94		4		90	90	1	14	43.57	65	10.638	
	17	80	56	23		80		4		79	79		23	39.04	44	10.522	
	18	15	11	3	1	15				14	14		3	38.33	9	6.833	
	19	21	15	6		21				21	21		6	50.83	13	8.115	
	20	18	16	2		18				18	18		2		14	9.642	
	21	34	32	2		34				34	34		1		31	9.519	
	22	13	11	2		13		1		13	13		2		9	9.555	
	23	9	8	1		9		1		9	9		1		8	9.125	
	24	37	37			36				37	36				34	10.397	
	25	29	28	1		28			2	29	29		1		27	9.240	
	26	56	35	19		56		3	3	54	54		17	44.64	21	7.728	
	27	49	29	19		49		7		48	48		18	41.77	24	9.979	
	28	13	11	2	1	13				13	13		2		10	10.650	
	29	8	5	3		8				8	8		3	8.666	5	9.500	
	30	46	33	13		46		2		46	46	1	13	36.07	22	8.500	
	31	44	34	10		44		2		44	44		10	25.80	26	7.615	
	32	64	53	11		64		1	1	64	64		11	37.72	40	9.312	
	33	39	28	11		39				39	39		11	34.90	25	9.500	
	35	36	28	8		36				36	36		8	44.00	21	10.071	
	36	36	31	5		36				36	36		5	41.40	27	9.018	
	37	38	28	10		38		5	5	38	38		8	53.25	27	8.092	
	38	39	37	2		39		5	5	39	39		4		35	9.328	
	39	4	2	2		4		3	3	4	4		2		2		
	40	8	7	1		8				8	8		1		7	7.000	
	41	10	5	5		10		1	1	10	10		5	45.00	2		
	42	58	41	10		58		1	1	51	51		9	50.66	41	11.195	
	43	6	5	1	5	6				6	6		2		6	10.833	
	44	6	4	2		6				6	6		2		4	9.250	
	45	3	2	1		3				3	3		1		1		
	46	14	12	1		14		3	3	13	13		2		11	7.272	
	47	5	5			5				5	5		3	41.00			
	5	1	84	38	44		83	13		82	81		40	31.97	15	6.833	
		2	80	22	56		79	18		78	78	1	55	31.47	3	8.000	
		3	2														
		4	39	14	24		39	2		38	38		25	40.04	2		
		5	16	2	14	1	15	1		16	15	1	13	59.00			
		7	18	7	11		18	5		18	18		11	31.45	2		
		8	50	20	29		49	8		49	49		28	32.21	5	5.060	
		9	10	3	7		10	3		10	10		7	28.71	2		
		10	23	8	14		23	10		22	22		14	26.28	4	3.500	
		11	44	18	26		43	7		44	40		24	31.20	6	6.333	
12		39	6	28		38	21	4	34	34		29	31.27	5	5.500		
16		32	11	19	4	30	8	2	30	30		17	27.58	7	6.214		
18		41	19	22		41	12		41	41		21	29.61	11	5.954		
21		47	19	28		47	13	7	47	47	1	27	24.59	8	4.250		
23		56	16	38		55	22	17	54	54	2	38	31.97	5	5.100		
25		49	20	29		49	18	8	49	49		27	34.11	2			
26		64	24	37		62	34	28	61	60	1	37	25.56	10	4.050		
27		25	8	17		25	17	13	25	25		17	23.58	2			
28		39	12	26		39	10	9	38	38	1	25	28.36	4	4.250		
6		1	116	80	35	1	115	9	1	115	112		31	30.03	66	7.396	
		2	28	21	7		28	5		28	28		7	23.71	15	7.100	
		3	14	11	3		14			14	14		3	28.33	6	7.666	
		4	53	29	24		53	4		53	53		24	33.45	20	6.810	
		5	45	36	8		45	2	1	44	44		6	32.16	29	7.396	
		6	19	11	6	1	19			17	17		6	51.83	7	9.785	
		7	22	10	11		22	2		21	21		10	38.80	5	10.500	
		8	41	20	11	1	41	5	5	40	39	1	19	36.63	13	8.846	
		9	37	17	20		37	3		37	37		19	43.15	12	9.125	
	10	56	37	19		56	1	4	56	53	1	19	29.21	30	6.666		
	11	66	41	25		65	11	1	66	59		24	29.66	27	7.555		
	12	49	23	24		48	1		48	46	2	24	38.91	15	6.500		
	13	50	18	32		49	5		50	50	1	32	44.53	8	8.125		
	14	30	15	12		30	3	2	30	27		12	55.08	7	10.285		
	15	42	16	25		41	2	3	41	38		23	45.86	5	6.200		
	16	33	13	20		32	6		33	33		18	31.77	6	8.333		
	17	40	24	16		40	2		40	40		16	33.43	10	8.800		
	18	29	20	8		29	1	1	28	28		8	33.37	13	6.492		
	19	97	40	54		91	3		91	91		51	31.01	5	8.600		
	20	32	15	17		32	3	1	32	31		16	56.00	6	10.333		
	21	18	8	9		18	2		17	16		6	30.66	2			
	22	52	16	36		51	3	3	52	52		34	40.32	4	12.750		
	23	65	21	36		65	8		65	65	1	34	44.55	5	7.500		
	24	55	30	25		55	8		55	53		25	29.40	16	6.750		
	25	95	44	51		93	16	1	95	94	1	46	26.95	26	6.153		

<sup>1</sup>For renter - occupied dwelling units and vacant nonseasonal not dilapidated units, for rent.  
<sup>2</sup>For owner - occupied dwelling units and vacant nonseasonal not dilapidated units, for sale only.

Table 3.—CHARACTERISTICS OF HOUSING FOR CENSUS TRACTS, BY BLOCKS: 1950—Con.

Census tract	Block	All dwelling units by occupancy and tenure					All dwelling units by condition and plumbing facilities			Occupied dwelling units			Contract monthly rent <sup>1</sup>		Value <sup>2</sup> of one-dwelling-unit structures	
		Total	Owner occupied	Renter occupied	Vacant non-seasonal not dilapidated, for rent or sale	Other vacant and non-resident	Number reporting	No private bath or dilap.	No running water or dilap.	Total	Persons per room	Occupied by non-white	Number reporting	Average monthly rent (dollars)	Number reporting	Average value (dollars)
7	1	29	16	11	1	1	29	2	27	27		11	33.09	10	9,890	
	2	18	15	2	1		18		17	17		2		13	9,115	
	3	23	17	6			23	1	23	23		6	40.33	11	9,000	
	4	18	15	3			18	1	18	18		3	40.00	12	9,041	
	5	20	19	1			20		20	20		1		18	9,777	
	6	19	14	5			19		19	19		5	41.40	12	10,458	
	7	59	45	14			59	2	59	59		14	31.78	36	7,416	
	8	71	42	29			70		71	71		27	38.25	26	7,634	
	9	50	25	24		1	50	3	49	48		23	40.04	14	8,000	
	10	23	7	16			23		23	23		15	33.60	3	10,000	
	11	30	22	8			30		30	29	1	8	40.12	15	8,566	
	12	16	10	6			16	3	16	16		6	30.16	7	5,357	
	13	22	17	5			22		22	22		5	36.00	13	8,192	
	14	17	13	4			17	2	17	17	1	4	40.75	8	8,250	
	15	8	7	1			8	1	8	8		1		6	5,833	
	16	8	7	1			8		8	8		2		6	10,166	
	17	12	8	3		1	12		11	11		3	23.33	7	6,828	
	18	77	38	39			76	6	77	75	1	39	39.10	20	6,865	
	19	16	12	4			16		16	16		4	33.75	10	7,900	
	20	16	11	5			16	2	16	16		5	29.60	9	6,886	
	21	16	11	5			16		16	16						
	22	18	13	5			17		18	17		5	31.80	8	8,437	
8	1	28	16	12		28		28	28		11	52.18	9	9,555		
	2	22	15	7		22		22	22		7	50.57	13	10,346		
	3	28	17	11		28		28	28		11	48.18	6	10,500		
	4	25	17	8		25		25	25		8	50.50	14	9,214		
	5	49	29	20		49	4	2	49	49	1	19	37.63	15	8,033	
	6	43	36	7		43	1		43	43		7	30.71	30	8,516	
	7	25	12	13		25	1		25	25		11	40.45	6	8,333	
	8	24	15	9		24	2		24	24		9	38.11	7	8,142	
	9	13	9	4		13			13	13		3	26.66	8	9,812	
	10	17	14	3		17			17	17		3	43.33	11	8,454	
	11	35	28	7		34			35	34		7	34.28	22	8,772	
	12	35	25	10		35			35	35		10	37.00	11	8,818	
	13	41	29	11		40			40	39		11	42.09	16	9,112	
	14	26	21	5		26			26	26		5	34.00	17	9,470	
	15	15	9	6		15			15	15		6	56.33	5	9,700	
	16	19	12	7		19			19	19	1	7	40.85	6	8,500	
	17	18	15	3		18			18	18		2		12	9,958	
	18	8	6	2		8			8	8		2		4	8,875	
	19	9	7	2		9		1	9	9		2		5	7,000	
	20	61	37	24		61		3	61	61		24	36.87	25	6,540	
	21	31	21	10		31		2	31	30		10	27.50	18	7,666	
	22	7	5	1		7			7	6	1	2		4	6,725	
	23	1				1			1							
	24	12	1	11		13			13	12		1		12	10,375	
	25	13	12	1		27			26	26		5	40.00	16	8,550	
	26	27	19	7		34		1	34	34		11	36.54	15	8,433	
	27	34	23	11		26			26	26	1	8	47.50	8	10,062	
	28	26	18	8		26		1	26	25		9	40.11	8	7,750	
	29	26	17	9		27			28	27		9	35.77	8	8,500	
	30	28	19	9		27		1	28	27		9				
	31	37	18	19		37		2	37	37		17	31.11	3	8,333	
	32	35	21	14		34			35	35	1	11	39.45	10	8,950	
	33	58	27	25		57		2	52	52	1	26	34.53	15	7,800	
	34	48	35	13		48			48	48		11	30.27	30	7,210	
	35	59	36	23		58		3	59	59		23	27.43	22	6,250	
	36	89	45	43		89		9	88	88		44	37.34	21	6,052	
9	1	10	9	1		10		10	10			1		8	14,000	
	2	9	4	5		9		9	9			2		2		
	3	16	9	7		16			16	16		6	51.00	4	18,500	
	4	16	10	6		16			16	16		6	56.83	7	14,857	
	5	6	5	1		6			6	6		1		3	13,333	
	6	40	35	5		40			40	40		5	50.00	33	14,712	
	7	27	22	5		27			27	27		5	57.80	18	17,750	
	8	37	35	2		36			37	36		1		34	23,602	
	9	52	51	1		52			52	52		1		50	16,050	
	10	35	32	2		35		1	34	34		2		32	16,203	
	11	6	5	1		6			6	6		1		5	23,200	
	12	12	8	4		12			12	12		4	60.00	3	15,333	
	13	33	28	4		33		1	32	31		3	72.66	23	15,717	
	14	22	13	9		22			22	22		9	44.1	7	12,642	
	15	1				15			15	15		1		12	14,625	
	16	15	13	2		187			184	182	1	168	109.47	5	21,400	
	17	187	5	179		187			184	182		1		3	17,000	
	18	4	3	1		4			4	4		1		7	10,714	
	19	38	7	28		38			35	35		26	110.19	20	11,325	
	20	28	22	6		28			28	28		5	57.40	20	11,325	
	21	73	45	27		73		1	72	72	1	24	51.75	29	15,862	
	22	62	50	11		60			61	61		10	51.90	39	10,923	
	23	42	35	7		42			42	42		27	51.42	30	10,816	
	24	86	57	29		86		4	86	86		32	41.11	36	9,819	
	25	86	57	29		86			86	86						
	26	88	54	33		88		2	87	87						
	27	88	54	33		88			87	87						

<sup>1</sup>For renter - occupied dwelling units and vacant nonseasonal not dilapidated units, for rent.  
<sup>2</sup>For owner - occupied dwelling units and vacant nonseasonal not dilapidated units, for sale only.



HOUSING—BLOCK STATISTICS

Table 3.—CHARACTERISTICS OF HOUSING FOR CENSUS TRACTS, BY BLOCKS: 1950—Con.

Census tract	Block	All dwelling units by occupancy and tenure					All dwelling units by condition and plumbing facilities			Occupied dwelling units			Contract monthly rent <sup>1</sup>		Value <sup>2</sup> of one-dwelling-unit structures	
		Total	Owner occupied	Renter occupied	Vacant non-seasonal not dilap., for rent or sale	Other vacant and non-resident	Number reporting	No private bath or dilap.	No running water or dilap.	Total	Persons per room		Number reporting	Average monthly rent (dollars)	Number reporting	Average value (dollars)
											Number reporting	1.51 or more				
9	28	40	33	7		40			40	40		7	45.14	29	15,620	
	29	32	31	1		32			32	31		1		29	18,310	
	30	31	29	2		31			31	31		2		25	19,480	
	31	47	39	8		47			46	46		7	46.14	30	21,483	
	32	73	52	19		72			71	70		17	67.41	42	21,345	
	33	27	24	1		24			25	24				23	31,239	
	34	17	16	1		16			17	17				13	29,807	
	35	15	15			14			15	15	1			15	27,200	
	36	24	20	1		22			21	21	1			19	25,000	
	37	35	30	4		34			34	34	1		1	4	66.25	27
	38	18	13	4		14			17	13		1			10	30,900
	39	6	5			6	1	1	5	5				5	20,000	
10	1	109	65	44		109	2		109	109	1	1	43	35.83	48	10,262
	2	23	14	9		23	3		23	23			9	37.88	8	9,625
	3	15	13	2		15			15	15			2		13	10,076
	4	11	10	1		11	1	1	11	11			1		7	8,071
	5	12	11	1		12			12	12			1		11	8,681
	6	8	7	1		8			8	8					6	9,916
	7	4	4			4		1	4	4					4	10,250
	8	5				5										
	10	1				1										
	11	8	5	1		8		1	6	6			1		4	7,625
	12	5	2			5			2	2						
	15	1				1										
	17	61	34	22	1	60		3	56	56			23	51.69	19	14,078
	18	13	12	1		13			13	13			1		10	7,150
	19	10	7	3		10		1	10	10			3	40.66	4	9,500
	20	15	12	3		15			15	15			3	48.33	6	8,833
	21	24	18	5	1	24			23	23			5	38.80	16	7,862
	22	18	16	2		18		2	16	16					15	7,100
	23	34	29	5		34			34	34		1	4	35.00	27	9,603
	24	39	37	2		39			39	39			2		36	8,952
25	41	35	6		41		2	41	41			5	40.00	31	8,564	
26	55	44	11		55			55	54			9	41.77	34	8,867	
27	56	40	14	1	55		2	54	54			14	44.00	26	8,865	
29	1				1											
30	20	4	11	4	19		1	15	15			12	80.58	7	9,714	
31	48	19	29		48			48	48			29	42.31	8	12,000	
32	70	20	50		69		1	70	68			48	50.62	14	9,535	
33	52	20	32		49		3	52	52			29	45.93	9	11,200	
34	57	22	34		53		16	56	54			34	48.26	9	9,388	
35	21	17	4		21		2	21	20			4	40.00	13	8,730	
36	75	31	44		74		2	75	72		2	42	41.54	19	9,263	
37	18	13	5		17			18	18			5	43.60	9	8,888	
38	36	18	18		29		5	36	31			11	44.63	7	10,500	
39	23	10	13		21			23	22			11	40.54	10	8,950	
40	70	38	31		68		1	69	68			31	35.09	22	9,950	
11	1	2														
	10	8	5		8		3	8	8			3	22.33	2		
	12	7	1	6		7		4	7			6	22.33			
	13	28	11	16		28		15	27	27		16	23.93	3	51.66	
	14	27	9	18		27		7	27	27		18	24.83	3	10,333	
	16	1				1										
	17	12	4	7		12		8	11	11			7	28.00	3	6,000
18	1															
12	1	4														
	2	62	19	42		61	42	38	61	61	3	4	21.75	10	5,710	
	3	1				1						4	24.87			
	7	18	5	13		17		14	18	18	1	13	25.15	2		
	8	32	4	28		32		24	32	32	2	27	18.62	2		
	9	1				1										
	10	26	7	19		23		23	26	26		19	21.84	2		
	14	6	2	4		6		4	6	6	1	4	36.00	1		
	15	5	1	4		5		2	5	5		2				
	16	3	2			3		2	3	2						
17	24	11	13		24		13	24	24		1	11	33.36	5	4,280	
18	22	15	7		21		5	22	22			7	24.42	11	4,636	
19	4	2	1	1	4		4	3	3			2				
13	1	26	12	14		26		5	26	26		14	22.42	7	9,071	
	2	24	4	20		23		17	24	22		19	27.52	3	6,500	
	3	74	20	52		73		49	72	72		50	23.30	2		
	5	1				1										
	7	24	3	21		23		18	24	24	1	21	28.95	1	4,700	
	8	57	11	46		56		54	57	57	2	41	26.26	4	4,700	
	9	27	6	20		26		19	26	26		19	22.73			
	10	34	10	24		34		26	34	34		2	20	25.95	4	6,000
	11	70	24	46		69		22	70	69		1	46	28.93	6	7,083
	12	36	17	18		36		14	35	35		1	18	31.94	6	7,166

<sup>1</sup>For renter - occupied dwelling units and vacant nonseasonal not dilapidated units, for rent.  
<sup>2</sup>For owner - occupied dwelling units and vacant nonseasonal not dilapidated units, for sale only.

Table 3.—CHARACTERISTICS OF HOUSING FOR CENSUS TRACTS, BY BLOCKS: 1950—Con.

Census tract	Block	All dwelling units by occupancy and tenure					All dwelling units by condition and plumbing facilities			Occupied dwelling units			Contract monthly rent <sup>1</sup>		Value <sup>2</sup> of one-dwelling-unit structures		
		Total	Owner occupied	Renter occupied	Vacant non-seasonal not dilap., for rent or sale	Other vacant and non-resident	Number reporting	No private bath or dilap.	No running water or dilap.	Total	Persons per room		Occupied by non-white	Number reporting	Average monthly rent (dollars)	Number reporting	Average value (dollars)
											Number reporting	1.51 or more					
13	13	55	10	43		2	54	28	26	53	53		42	284.5	1		
	14	62	6	52		4	62	18	28	58	58	2	52	282.8			
	15	64	11	52		1	64	14	22	53	53		50	252.8			
	18	31		30		1	31	21	5	30	28		28	195.0			
	19	20	5	17		2	20	9	3	33	33		26	336.5			
	20	20	3	17		2	20	4	1	20	20		17	290.0			
	21	66	16	47		2	66	6	4	63	63		44	345.9	3	16,000	
	22	45	12	31	1	2	44	16	15	43	42	1	28	262.8			
	23	55	14	19	1	2	55	16	14	33	33	1	20	414.0	4	5,500	
	24	55	16	39			55	27	24	55	55	1	38	302.6	3	6,833	
	14	1	59	33	24		2	59	21	19	57	57	1	23	281.3	20	6,200
		2	27	19	19		1	27	5	16	26	26		19	234.2	3	6,833
		3	42	19	21			42	3	1	42	42		19	338.4	10	7,050
4		21	12	9			21	3	2	21	21		8	448.7	8	7,437	
5		24	14	10		2	24	4	2	24	24		10	299.0	4	8,250	
6		67	37	28		2	65	4	2	65	65		27	287.7	21	5,800	
7		29	6	22	1		28	4	3	28	28		23	369.1	1		
8		30	23	7			30	3	2	30	30		6	333.3	18	6,138	
9		33	21	12			33	13	12	33	33		10	307.0	13	6,500	
10		61	37	21		2	61	14	12	58	58		18	344.4	23	5,630	
11		32	21	11			32	15	15	32	32		11	235.4	10	5,100	
12		77	33	43		1	77	13	8	76	76		43	326.9	11	7,727	
13		42	26	16			42	4	2	42	42		15	294.0	17	7,164	
14	62	32	30			62	6	2	62	62	1	30	342.6	15	7,873		
15	63	21	41		1	62	4	6	62	62		41	272.4	6	6,866		
16	75	31	44			74	19	6	75	74	2	42	259.2	7	8,142		
17	59	59	56	4		122	22	19	118	117	1	61	338.6	23	6,321		
18	108	51	59	1		107	34	26	107	107	2	51	256.6	23	6,565		
19	31	17	14			31	3		31	31		14	32.78	8	8,062		
20	56	34	21	1		56	4		55	55		20	317.0	16	6,750		
21	93	38	55			93			93	91	1	52	369.2	3	10,666		
15	1	23	11	10	2	18			21	19		11	322.7	2			
	2	14	8	6		12	1	1	14	14		6	266.6	4	10,000		
	3	37	13	24		37	8		37	37	2	24	288.3	1			
	4	26	15	11		26			26	26		11	400.9	5	8,760		
	5	27	10	17		27	1	2	27	27		17	297.0	5	9,200		
	6	30	13	17		30	1		30	28	1	16	438.1	6	7,333		
	7	60	32	27	1		60	9	9	59	59		27	318.5	12	6,666	
	8	65	30	34		1	65	9		64	64		34	332.9	13	7,153	
	9	86	40	45		1	86	6		85	85	1	41	425.8	18	9,588	
	10	71	44	27			68	1		71	68		26	581.9	27	14,370	
	11	31	18	13			30	3	1	31	31		12	56.00	11	16,272	
	12	46	27	18	1		45	1	1	45	43		16	396.2	13	9,576	
	13	56	28	26	2		50	5	1	54	52		26	319.2	19	5,857	
14	26	10	16			25	3		26	25		14	405.0	3	8,333		
15	54	26	27	1		54	3		53	53		26	384.6	11	5,090		
16	27	13	14		1	26	2		27	26		13	345.1	10	7,050		
17	20	9	11			20	3	2	20	20	1	11	361.8	4	6,250		
18	43	26	16		1	43	1		42	42		15	316.6	13	6,884		
19	50	28	22			50	1		50	50		21	444.2	19	10,736		
21	22	13	9			21	6	4	22	22		9	372.2	10	5,350		
22	33	20	13			32	9	4	33	33		13	300.0	16	4,750		
23	34	17	15		1	33	10	2	32	31	1	16	316.8	8	5,587		
24	68	45	22		1	67	6		67	67	2	23	364.7	29	6,286		
25	114	28	81		2	114	21	5	109	109		79	367.5	9	6,555		
16	1	61	18	41	1	56	12		59	57		33	75.75	13	22,384		
	2	28	10	17		26	12	5	27	26	2	15	683.3	4	14,875		
	3	29	7	21		26	13		28	28	1	20	522.5	1			
	4	73		67	1	63	12	2	67	67	6	62	559.6				
	5	83	3	78		78	14	1	81	80	1	76	517.1	1			
	6	92	12	78		88	40	4	90	89	19	78	439.6	2			
	7	31	7	24		30	12		31	31	4	23	373.9	2			
	8	67	16	50		63	20		66	63	8	44	291.3				
	9	222	6	208	6	2	195	11	2	214	208	1	202	564.9	11	9,318	
	10	81	26	55		80	47		81	80	4	52	347.6				
	11	168	9	146	10	3	153	39	2	155	152	10	146	377.3	1	6,666	
	12	93	15	67	7	4	83	58	12	82	82	2	70	379.2	3	6,666	
	13	60	21	35		3	58	24	18	56	56	4	30	483.3	6	13,083	
14	229	39	178	1	11	217	97	67	217	213	12	164	544.9	18	19,944		
15	28	25	3			27			28	27	1	3	630.0	22	15,759		
17	2	66	44	20		65		1	64	64		19	612.6	27	13,933		
	3	55	49	6		55			55	54		16	471.6	39	13,371		
	4	64	46	18		64		2	64	64		17	467.6	28	11,510		
	5	67	30	34	3	67			64	64		34	667.3	15	15,133		
	6	29	18	11		25			29	28		11	332.7	8	17,687		
	7	45	33	11		45			44	44		9	476.6	22	15,377		
	8	20	19	1		20			20	20		1			17	14,941	
	9	5	1	4		5			5	5		1					

<sup>1</sup>For renter - occupied dwelling units and vacant nonseasonal not dilapidated units, for rent.  
<sup>2</sup>For owner - occupied dwelling units and vacant nonseasonal not dilapidated units, for sale only.

HOUSING—BLOCK STATISTICS

Table 3.—CHARACTERISTICS OF HOUSING FOR CENSUS TRACTS, BY BLOCKS: 1950—Con.

Census tract	Block	All dwelling units by occupancy and tenure					All dwelling units by condition and plumbing facilities			Occupied dwelling units			Contract monthly rent <sup>1</sup>		Value <sup>2</sup> of one-dwelling-unit structures		
		Total	Owner occupied	Renter occupied	Vacant non-seasonal not dilap., for rent or sale	Other vacant and non-resident	Number reporting	No private bath or dilap.	No running water or dilap.	Total	Persons per room		Occupied by non-white	Number reporting	Average monthly rent (dollars)	Number reporting	Average value (dollars)
											Number reporting	1.51 or more					
17	10	51	31	19		1	49		50	48			19	40.00	11	9,363	
	11	33	33	14			32		33	32			13	39.76	8	8,250	
	12	28	28	11			35	1	34	34			11	40.81	10	9,330	
	13	35	25	13			28		28	28			3	43.66	23	9,282	
	15	19	19	1			17		19	17					17	10,382	
	16	110	97	21	2		109	4	108	106			21	59.00	61	13,690	
	20	32	28	4			28		32	32			4	58.00	23	14,978	
	21	17	15	1		1	17		16	16			1		14	8,464	
	22	41	27	14			40		41	40			14	39.64	14	9,178	
	23	38	24	13	1		37	2	37	35			13	46.38	15	9,746	
	24	10	8	2			10		10	10			2		6	7,666	
	25	43	33	10			42		43	43			9	48.11	26	8,884	
	26	35	25	8	2		35		33	33	1		10	53.90	20	9,825	
	27	44	28	16		2	43	2	44	44	1		15	50.53	21	8,880	
	28	36	28	14			35	3	36	36	1		9	30.00	10	6,700	
	29	20	10	6	4		18		16	16			9	40.55	4	7,000	
	30	75	36	37	1	1	74		73	73	1		36	37.25	16	9,175	
	31	31	17	14			30		31	30	1		12	36.83	6	7,416	
	32	19	12	7			17		19	14			6	33.33	9	6,388	
	33	30	16	14			30	2	30	30	1		11	31.81	8	5,937	
	34	36	26	9	1		36	6	35	33			9	53.66	22	8,172	
	35	29	20	9			29	2	29	27			8	34.62	17	8,852	
	36	38	24	14			37		38	38			13	44.69	13	7,384	
	37	26	19	7			26		26	26			7	46.42	14	8,857	
	38	38	24	14			38		38	38			13	40.23	16	9,406	
	39	11	11				11		11	11					11	8,045	
	40	22	1	25			26		26	26			25	92.52			
	41	26	14	6			19		20	20			6	36.83	10	9,600	
	42	20	33	33			33		33	33			31	95.25			
	43	33					33		33	33			31	95.25			
	44	7	7				7		7	7					7	11,714	
	18	1	48	26	22		46	5	48	48			21	56.57	16	10,656	
		2	42	28	14		40	1	42	41	1		14	41.07	18	9,822	
		3	89	27	61	1	78	1	88	88			58	50.18	19	9,236	
		4	56	29	27		54		56	55			26	47.00	19	10,357	
		5	43	24	19		42		43	42			19	42.36	13	9,653	
		6	41	28	13		39	1	41	41	1		11	51.09	20	12,975	
		7	27	17	10		23	2	27	27			9	49.55	8	13,125	
		8	40	29	11		38	1	40	39			11	49.54	20	8,225	
		9	58	36	20		54	2	56	53			19	43.57	14	12,714	
		10	53	30	23		50	1	53	52			21	50.61	17	10,352	
		11															
		12	45	30	14	1	44		44	44			12	42.08	23	8,860	
		13	29	24	4		29		28	28			4	40.25	22	9,440	
14		22	18	4		21		22	22			4	41.75	13	10,307		
15		42	35	7		42		42	41		1		1		31	10,034	
16		46	37	9		46	1	46	46			1	42.00	29	9,763		
17		45	28	16	1	45		44	44		1		12	37.58	19	10,834	
18		42	35	6		41	4	41	39			4	53.00	28	10,834		
19		39	32	5	2	39		37	36			5	58.40	28	11,607		
20		21	18	3		21		21	21			3	45.00	15	10,480		
21		39	27	12		39		39	39			12	34.66	22	11,659		
22																	
23		24	16	8		23		24	24			8	30.12	10	8,300		
24		60	45	14		58	2	59	59			14	44.14	39	9,538		
25		33	29	4		32		33	33			4	31.00	24	9,416		
26		15	13	2		15		15	15			1		10	10,850		
27		11	8	3		11		11	11			3	25.66	3	8,066		
28		22	21	1		21		22	21			1		20	10,500		
29		23	18	5		22	1	23	23			3	31.66	13	7,769		
30		26	15	11		26		26	25		1		10	35.30	9	8,500	
19	2	7	7			7		7	6					7	9,142		
	3	12	12			11		12	10					12	9,375		
	4	9	7	1		9		8	7			1		6	10,250		
	5	23	21	2		22		23	22			1		16	13,812		
	6	45	40	4		43		44	43			4	51.25	39	13,551		
	7	24	23	1	1	23		24	24					20	13,000		
	8	14	5	9		14		14	14			9	54.77	2			
	9	41	31	10		39		41	41			10	56.20	20	12,600		
	10	38	25	13		38		38	38			13	52.46	22	11,363		
	11	40	31	8		40		39	38		1		8	41.25	23	9,965	
	12																
	13	52	30	21		49		51	51		1		21	43.52	18	10,055	
	14	42	33	9		42	3	42	42			6	45.33	25	10,232		
	15	50	36	14		49		50	49			13	53.76	24	10,350		
	16	38	29	9		37		38	38			9	59.44	27	11,796		
	17	28	25	3		25		28	28			3	51.00	23	12,956		
	18	38	35	3		38		38	38			3	45.66	31	12,322		
	19	8	7	1		8		8	8			1		5	13,600		
	20	25	22	3		25		25	24			3	73.33	19	12,973		
	21	14	14			14		14	14						14	12,157	
	22	33	29	4		33		33	31			3	61.66	28	11,492		
	23	28	28			28		28	28						25	10,844	
	24	29	25	2	1	29	1	27	27				2		25	11,060	
	25	25	23	2		23		25	25				2		20	10,490	

<sup>1</sup>For renter - occupied dwelling units and vacant nonseasonal not dilapidated units, for rent.  
<sup>2</sup>For owner - occupied dwelling units and vacant nonseasonal not dilapidated units, for sale only.

Table 3.—CHARACTERISTICS OF HOUSING FOR CENSUS TRACTS, BY BLOCKS: 1950—Con.

Census tract	Block	All dwelling units by occupancy and tenure					All dwelling units by condition and plumbing facilities			Occupied dwelling units			Contract monthly rent <sup>1</sup>		Value <sup>2</sup> of one-dwelling-unit structures		
		Total	Owner occupied	Renter occupied	Vacant non-seasonal not dilap., for rent or sale	Other vacant and non-resident	Number reporting	No private bath or dilap.	No running water or dilap.	Total	Persons per room		Occupied by non-white	Number reporting	Average monthly rent (dollars)	Number reporting	Average value (dollars)
											Number reporting	1.51 or more					
19	26	25	23	2		23			25	25			1		21	11.357	
	27	30	30			29			29	29			2		29	10.837	
	28	34	32	2		34			34	34			2		31	9.493	
	29	27	24	3		27			27	25			2		24	8.208	
	30	24	20	4		23	1		24	24			4	6 4.75	19	8.784	
	31	19	19			19	2		19	17					19	7.610	
	33	11	10	1		11	1	1	11	11	1		1		10	7.300	
	34	11	11			11			11	11					11	8.318	
	35	18	18			18	3	2	18	18					17	8.082	
	36	15	13	2		15	1		15	15				2	11	8.154	
	37	23	20	2		23	2		22	22	1		2		18	9.016	
	38	19	17	2		19			19	19			2		15	10.100	
	39	21	19	2		21			21	21	1		2		19	10.752	
	40	22	22			22			22	22					22	10.604	
	41	25	25			25			25	25					25	11.180	
	42	13	10	2		12			12	12			2		10	11.900	
	43	36	31	4		34			34	34			2	4 1.66	23	11.139	
	44	24	22	2	1	24			24	23			1		20	10.235	
	46	38	27	10	1	38			37	37			10	4 4.20	17	10.000	
47	44	27	17		44	5	2	44	44			16	4 3.31	24	9.633		
20	1	8	6	2		7	7	7	8	7	1		2		4	2.375	
	3	45	23	22		42	13	7	44	45	1		2	2 5.00	10	5.320	
	4	32	12	19	1	31	1	6	31	31	1		19	3 8.15	3	4.933	
	5	28	13	15		27	5	2	28	28			15	3 5.60	6	5.916	
	8	36	13	23		36	2	2	36	36			23	3 0.95	7	7.500	
	9	38	14	22		37	2	7	36	36	1		21	3 2.28	6	7.166	
	10	30	17	13		30	2		30	30			3	2 4.66	14	6.892	
	11	30	22	8		30	8	4	30	30			8	2 6.87	15	6.653	
	12	51	29	22		51	7		47	47			2	3 3.36	13	7.884	
	13	33	14	18	1	33	3		32	32	1		17	2 5.11	12	7.500	
	14	5	4	1		5			5	5			1		2		
	15	95	53	41	1	93	42	20	94	93	4		39	2 4.38	33	5.039	
	16	67	35	32		67	7		67	67			32	4 7.15	11	6.290	
	17	17	11	6		17	5	4	17	17			6	3 2.16	7	6.142	
	18	72	39	33		67	13	3	72	71	2		31	2 8.38	20	6.800	
	19	74	40	34		74	12		74	74	1		32	2 8.87	21	6.952	
	20	49	30	18	1	49	10		48	48	1		17	2 6.76	15	6.766	
	22	10	8	2		10			10	10			2		6	1 0.333	
	23	9	7	2		9			9	9			2		5	6.400	
	24	11	8	3		11			11	10	1		3	2 5.00	7	7.142	
	25	22	14	7	1	22	2		21	21	1		7	2 9.00	12	8.750	
	26	28	19	9		28			28	28			9	2 5.33	14	7.607	
	28	14	10	4		14	1		14	14			3	3 4.00	9	7.611	
	29	27	19	7	1	26	4		26	26			7	3 0.28	11	8.272	
30	96	61	35		95	1	1	96	95			33	3 1.03	36	8.013		
31	19	12	7		19	4		19	19			5	3 2.80	8	7.000		
32	36	21	15		36	4		36	36			14	3 7.50	12	7.083		
33	39	25	13	1	39	2		38	38			14	4 7.28	14	6.321		
34	15	6	9		15	2	2	15	15	1		9	3 2.77	3	3.833		
35	25	24	1		24	10	8	24	24	2		24	3 7.75				
36	29	4	25		29	2		29	29	1		25	4 5.44	1			
37	6	1	4		6	4		5	5			4	1 8.75				
38	17	8	9		17	3		17	17			9	2 8.66	5	4.200		
39	4	2	2		4			4	4			1		2			
40	9	2	7		9			9	9			7	2 9.42	1			
21	1	34	20	13		34	5		33	32			13	2 7.53	6	6.000	
	2	59	19	39		59	12		58	58			38	4 2.86	7	9.671	
	3	44	17	27		43	7	1	44	44			27	2 7.48	4	8.750	
	4	28	20	8		27	7		28	27			8	2 4.50	11	5.545	
	5	39	20	19		38	5	1	39	39			19	2 8.00	6	7.000	
	15	8	7	1		8	1		8	8			1		4	8.075	
	16	34	15	19		33	5		34	34			18	2 5.16	3	9.166	
	17	7	2	5		7			7	7			5	3 8.00			
	18	128	52	75	1	128	50	2	127	124	1		75	2 2.01	2		
	19	84	29	54		84	25	5	83	83			53	2 7.94	3	7.000	
	20	36	12	24		36	3		36	36			22	3 6.13	2		
	21	98	20	77		98	15		97	97			72	4 4.04	2		
	22	47	22	25		44	4		47	47			25	3 4.08	9	9.357	
	23	131	52	78	1	131	30	5	130	130			76	2 4.07	7	9.277	
	24	92	36	56		89	3		92	92			55	2 5.00	5	4.900	
25	65	28	37		65	15	1	65	65			35	2 7.91	7	5.428		
26	87	36	51		86	27		87	87			49	2 8.44	3	5.333		
27	66	26	39		66	25	2	65	65			36	2 2.50	14	5.164		
28	36	13	23		36	11	2	36	36			22	2 7.81	5	6.300		
22	2	15	4	10	1	15	5		14	14			10	3 7.70	1		
	3	29	9	18	2	29	17	14	27	25			19	2 6.63	3	5.500	
	4	14	5	8		13	9		13	13			8	3 0.00	1		
	5	21	14	7		19	1		21	21			6	3 3.00	7	6.642	
	6	50	20	29		49	12	10	49	50			29	3 5.82	11	7.754	
	7	51	6	44		51	13		50	50	1		43	4 1.65	2		
	8	28	8	20	1	28	1	4	28	26	3		18	3 4.44	2		

<sup>1</sup>For renter - occupied dwelling units and vacant nonseasonal not dilapidated units, for rent.  
<sup>2</sup>For owner - occupied dwelling units and vacant nonseasonal not dilapidated units, for sale only.

HOUSING—BLOCK STATISTICS

Table 3.—CHARACTERISTICS OF HOUSING FOR CENSUS TRACTS, BY BLOCKS: 1950—Con.

Census tract	Block	All dwelling units by occupancy and tenure					All dwelling units by condition and plumbing facilities			Occupied dwelling units			Contract monthly rent <sup>1</sup>		Value <sup>2</sup> of one-dwelling-unit structures		
		Total	Owner occupied	Renter occupied	Vacant non-seasonal not dilap., for rent or sale	Other vacant and non-resident	Number reporting	No private bath or dilap.	No running water or dilap.	Total	Persons per room		Number reporting	Average monthly rent (dollars)	Number reporting	Average value (dollars)	
											Number reporting	1.51 or more					Occupied by non-white
22	9	38	2	34	2				36	36			36	36.44			
	10	48	7	40	1				48	47	2		40	42.60	2		
	11	4							4	4			4	14.00			
	12	57	3	46	4	4			53	50	7	2	48	39.04	1		
	13	30	8	22	2				30	18	3		22	46.04	1		
	14	29		20					29	11			19	38.21	2		
	15	66	17	47	1	1			64	17	8		46	42.86	6		
	16	61	20	40	1				57	16	1	4	40	48.37	11	10,000	
	17	115	39	74	1	2			115	13	1	1	69	43.55	7	13,071	
	18	75	22	50	2	1			68	46	40	2	48	43.64	5	9,000	
	20	15	5	9					15	7	4		9	37.44	2		
	21	26	8	17					26	11	11		17	42.47	4		
	27	32	9	22					32	31	31		21	25.95	4	6,500	
	28	117	38	76	1	2			113	18	4		77	30.77	10	6,550	
	29	31	9	22					31	13	10		21	28.14	2		
	23	1	18	3	15				18	1				15	41.93		
		2	37	12	25				37	4				24	29.45	2	
		3	52	15	37				52	4				37	29.48	2	
		4	56	21	34		1		56	4				29	37.51	1	
		5	49	5	44				47	4	2			41	34.34		
		6	2		2				12	2				9	25.11		
		7	2						2								
		8	2						2	1				25	41.44	2	
		9	36	6	30				36	7	4			30	21.00		
		11	63	19	42		2		63	1				41	32.14		
		12	68	20	48				68	7				48	40.64	4	5,725
		13	119	42	77	1	5		119	9	4			65	35.41	2	
		14	104	39	64		1		104	7	2			58	37.01	14	8,964
		15	38	18	19				35	14	12			19	42.00	5	6,400
16		44	17	25		1		41	13	1			24	39.66	3	8,333	
17		27	2	25				27	5				19	28.15			
18		33	8	25		1		33	21	1			30	18.33	1		
19		33	1	32				37	15				36	35.52			
21		33	6	28		1		32	6				28	36.85	2		
22		35	20	15		2		71	24	17			50	38.44	4	5,625	
23		72	20	50				72	6				50	38.44	4		
24		67	4	63				67	10				60	58.75	3	12,000	
25		52	23	29		3		56	19	8			35	36.51	3	8,666	
26		35	6	29				35	7				27	45.00			
27		112	4	108		6		101	39	1			92	41.97	5		
28		20	4	16		1		17	4				17	33.29			
29		89	2	87				86	8				85	32.70			
30		89	1	88				86	8	4			16	37.31	1		
31		25	2	23				21	8				18	37.31			
32		18	5	13		2		16	1				17	52.03			
33		15	1	14				15	1				4	31.50			
34		15	3	10				13	4	2			10	46.30			
24		1	78	45	32	1		78	7	2				28	42.39	21	10,714
		2	59	14	45			59	6	4				43	32.86	5	5,800
		3	141	52	88		1		141	19	17			83	33.67	28	5,360
		4	93	21	72				93	26				71	43.69	6	6,350
		5	77	12	65				72	17				63	38.61	6	6,500
	6	53	17	38				54	9	5			38	32.71	5	5,800	
	7	16	8	7				14	3	1			6	33.66	4	8,000	
	8	55	19	33		1		55	46				32	35.68	11	6,772	
	9	102	36	64		2		102	100	46			64	33.92	18	5,611	
	10	84	25	58		1		81	18	4			55	27.67	10	5,360	
	11	78	40	38				75	10				38	26.13	20	6,725	
	12	46	17	28		2		45	10	7			26	28.23	7	8,714	
	13	71	22	47				70	8	6			45	25.71	9	9,766	
	14	109	32	74		3		103	40	23			74	29.44	9	4,833	
	15	98	21	77				94	27	2			75	30.17	6	7,666	
	16	52	13	34		5		51	11	3			31	25.80	4	5,050	
	17	20	5	15				20	6				15	25.26	1		
	18	62	22	38		2		58	8	2			38	27.89	12	5,983	
25	1	37	28	8	1		37	2	1				8	30.62	13	7,769	
	2	3	3				3								3	7,333	
	3	14	12	2			14	8							11	6,272	
	4	13	6	6		1		13	5				6	25.83	5	7,800	
	5	38	22	16			38	1					15	31.73	9	3,222	
	6	13	4	8			13	8					7	39.00			
	7	8	6	2		1		8	8				2		6	9,716	
	8	34	21	13				34	2	2			13	34.69	12	3,516	
	10	50	24	25		1		49	5				25	38.56	15	12,666	
	11	83	49	34				81	5	1			34	32.47	20	5,800	
	12	78	40	36				77	8				34	30.85	22	6,427	
	13	25	13	11		1		25	3				9	29.00	10	6,500	
	14	30	10	19				30	24				19	36.78	3	6,166	
	15	14	6	8		1		14	1				6	35.83	4	5,750	
	16	32	16	15				32	7				15	35.33	6	7,166	
	17	7	5	2				7	1				2		3	6,666	
	18	36	30	6				36	4	1			2	32.50	23	7,221	
	19	47	27	20				47	4				20	31.00	14	6,000	

<sup>1</sup>For renter - occupied dwelling units and vacant nonseasonal not dilapidated units, for rent.  
<sup>2</sup>For owner - occupied dwelling units and vacant nonseasonal not dilapidated units, for sale only.

Table 3.—CHARACTERISTICS OF HOUSING FOR CENSUS TRACTS, BY BLOCKS: 1950—Con.

Census tract	Block	All dwelling units by occupancy and tenure					All dwelling units by condition and plumbing facilities			Occupied dwelling units			Contract monthly rent <sup>1</sup>		Value <sup>2</sup> of one-dwelling-unit structures		
		Total	Owner occupied	Renter occupied	Vacant non-seasonal not dilap., for rent or sale	Other vacant and non-resident	Number reporting	No private bath or dilap.	No running water or dilap.	Total	Persons per room		Occupied by non-white	Number reporting	Average monthly rent (dollars)	Number reporting	Average value (dollars)
											Number reporting	1.51 or more					
25	20	39	22	16	1	39	21	11	38	37			15	22.46	9	6,388	
	21	45	31	14		44	10	4	45	41	2		13	23.53	18	7,555	
	22	35	27	8		34	14	7	35	35			7	27.85	16	4,875	
	23	19	9			19	7	6	17	17	1		7	27.00	5	5,400	
	24	37	11	24		37	13	8	35	35			24	25.20	1		
	25	22	3	18		22	14	6	21	21	2		17	35.58	1		
	26	22	2			3	3	1	2	2			6	22.83	9	5,166	
	28	20	13	7		20	8	3	20	20			2		4	5,625	
	31	20	4	3		7	2	1	7	7			2				
	32	7															
	26	1	1														
		2	20	10	7	2	18	2		17	16			7	32.28	10	8,150
3		2															
4		1															
5		2															
6		1															
7		2	4	3		7	1		7	7			2		1	9,000	
9		2	4	1		5			5	5			1				
10		4				4		2	4	4			6	32.00	4	7,625	
11		13	3	6		13			13	13	1				4	7,875	
12		6				6			6	6					4	6,450	
13		15	8	6		15			15	15			4	4,550	7	6,642	
14		12	4	3		12			12	12	1		3	29.33	8	8,125	
15		13	10			12	1	1	13	13	1				10	7,950	
16		10	10			10			10	10					9	8,166	
17		9	9			9			9	9			3	37.33	3	10,166	
19		9				9			9	9					15	10,166	
21		16				16			16	16			6	30.50	12	9,916	
22	21	14	3		21			21	21			5	33.00	1			
23	9	4	5		9			9	9	1							
27	24	16	12	4		16	1	1	16	16			4	30.50	9	8,277	
	25	26	16	10		25	1	1	26	26			10	34.00	12	8,083	
	26	8	1			8			7	7			3	4,500	2	5,375	
	27	6	3			6			6	6					2	9,318	
	28	24	13	8		23	2		21	21			7	30.14	11		
	1	31	15	16		30	2	2	31	31			16	10,431	4	8,750	
	2	38	23	15		38	2	2	38	38			13	3,406	13	7,692	
	3	48	29	18	1	48	4		47	46			16	3,564	16	7,781	
	4	16	13	3		16			16	16			10	3,833	10	9,100	
	5	7	3	3		7		1	6	6			3	5,900	2		
	6	40	11	28		38	14	1	39	38	3		27	5,314	4	13,000	
	7	82	18	62		79	1		80	66			61	5,672	8	9,187	
8	29	18	13		29			28	28			10	12,180	6	10,000		
9	41	19	22		41	12	3	39	38			23	4,569	7	10,571		
10	39	17	22		39	14	3	39	39	2		22	4,763	11	9,045		
28	11	39	24	15		39	4		39	39			15	31.26	14	8,592	
	12	36	20	16		36	7		36	34			16	4,700	7	11,785	
	13	41	18	20		41	3		38	38			23	50.43	14	11,235	
	14	3	3			3			3	3					3	9,000	
	15	3	4			3			4	4					4	11,125	
	16	33	25	8		33	6		33	32			7	5,514	19	7,184	
	17	33	30	9		37	5	1	39	39			9	4,266	22	7,318	
	18	33	22	13		38	4		35	35			11	5,472	15	7,646	
	19	35	21	14		35	2		35	35			14	2,814	8	10,500	
	20	24	17	7		24	1		24	24			7	26.28	14	9,071	
	21	39	21	16		39	3	2	37	36			16	31.37	16	9,125	
	22	34	24	10		34			34	34	1		10	3,420	16	7,718	
23	28	20	7		28			27	27	1		8	2,912	14	7,800		
24	21	7	1		21	4		27	27			26	4,550	11	8,636		
25	44	27	15		43	4		43	42	2		14	40.71	15	10,500		
26	24	11	11		24	1		24	24			11	30.00	15	7,446		
27	48	27	21		48	6	3	48	48			20	36.95	17	6,294		
29	1	62	34	27		62	5	1	61	61			26	37.50	17	6,323	
	2	39	26	13		39	4	1	39	38			13	36.15	17	6,776	
	3	27	17	10		27	1		27	27			9	40.66	9	10,222	
	4	25	18	7		25			25	25			7	4,357	11	9,909	
	5	28	16	9		27	1		24	24			8	5,025	8	6,562	
	6	18	10	7		17	1		17	17			7	4,728	9	8,222	
	7	1				1											
	9	1				1											
	10	96	60	34		96	6	2	94	93			31	40.96	33	8,787	
	11	98	59	39		98	2		98	98	1		59	41.42	1		
	12	112	76	36		111	7	1	112	112	1			36	39.94	42	8,571
	13	66	55	11		66	2		66	66			10	40.20	45	8,682	
14	81	68	13		81	3		81	81			19	36.89	45	9,168		
15	105	70	35		104	5		105	105			33	35.57	33	9,469		
16	69	40	28		69	4		68	68			28	4,350	22	10,522		
17	55	45	9		55	6		54	54			10	4,500	38	12,578		
29	1	4	1	3		4	4		4	4			3	38.00			

<sup>1</sup>For renter - occupied dwelling units and vacant nonseasonal not dilapidated units, for rent.  
<sup>2</sup>For owner - occupied dwelling units and vacant nonseasonal not dilapidated units, for sale only.

HOUSING—BLOCK STATISTICS

Table 3.—CHARACTERISTICS OF HOUSING FOR CENSUS TRACTS, BY BLOCKS: 1950—Con.

Census tract	Block	All dwelling units by occupancy and tenure					All dwelling units by condition and plumbing facilities			Occupied dwelling units			Contract monthly rent <sup>1</sup>		Value <sup>2</sup> of one-dwelling-unit structures	
		Total	Owner occupied	Renter occupied	Vacant non-seasonal not dilap., for rent or sale	Other vacant and non-resident	Number reporting	No private bath or dilap.	No running water or dilap.	Total	Persons per room		Number reporting	Average monthly rent (dollars)	Number reporting	Average value (dollars)
											Number reporting	1.51 or more				
29	2	18	9	8		1	12	1	17	15		7	38.00	1		
	3	28	16	12			26	1	28	28	1	12	25.16	11	9236	
	7	17	11	6			16		17	17		6	167.16	8	9312	
	8	32	16	16			32	4	32	32		14	34.42	7	9928	
	9	31	18	12	1		30	1	30	29		10	47.20	7	8500	
	10	65	37	28			64	5	65	63		26	35.19	16	6555	
	12	2														
	13	29	14	15			29	2	29	28		13	45.07	4	8875	
	14	37	19	18			37	5	37	36	2	18	33.38	7	7357	
	15	34	21	13			34		34	34		13	36.61	13	9076	
	16	41	18	23			41		41	41		23	40.13	6	16166	
	17	105	52	50		3	99	56	50	102	102	2	45	31.75	31	4977
	20	50	30	20			49	16	3	50	49	18	31.50	18	4411	
	21	8	6	2			8	2		8	8	5			5	3700
	23	26	17	8	1		25	5		25	24	6	26.50	13	4576	
	30	3	2							4	4		2			
		5	4	2	2					4	4		4		4	6750
		6	13	8	5			13	1	13	13	1	12	24.33	2	
		7	26	9	16		1	24	9	25	25		12	24.33	1	
		8	30	4	25			30	15	29	29	1	25	21.24	2	
		14	50	14	34		2	44	20	44	48	3	34	22.73	2	
		15	57	15	41	1		55	25	2	56	55	38	22.42	5	4500
		16	52	20	32			51	21	7	52	52	32	25.18	7	4428
17		52	19	31		2	51	6	1	50	49	29	28.37	5	6000	
18		63	23	39	1		63	30		62	62	34	22.05	5	7200	
19		69	24	45			69	9	7	69	69	45	26.28	8	6937	
20		87	45	42			83	4	4	87	85	40	26.72	2	6192	
21		45	24	21			45	6	6	45	44	21	31.61	16	5175	
23		80	39	41			80	6	1	80	80	38	32.55	1	6342	
24		56	8	48			56	11	5	56	56	48	22.64	1		
25		70	25	45			70	20	3	70	70	43	29.11	8	8375	
26		75	19	52	1	3	73	31	11	71	69	48	25.20	2	8000	
27		50	16	34			50	7	2	50	50	33	24.06	3	8000	
28		54	19	35			54	20	3	54	54	33	32.30	6	8250	
29		65	15	39		6	64	31	10	54	54	42	33.90	4	3625	
30		77	17	59	1		74	51	35	76	74	59	20.33	4	5625	
31		59	21	36	1	1	53	21	12	57	57	33	32.02	4	5150	
32		61	5	55		1	61	59	50	60	60	54	34.70	3	5666	
33	18	1	17			14	14	13	18	18	17	26.52				
35	16	2	14			16	7		16	16	13	19.76				
36	2								31	31	1	22.05	6	3750		
37	31	10	21			31	21	21	50	50	20	28.26				
38	53	5	45	2	1	53	45	45	50	50	46	23.66	1			
39	17	2	15			17	17	17	17	17	20	20.75				
40	35	4	30		1	34	28		34	33	28	20.75				
41	1															
31	4	3	1	2					3	3		2				
	5	1														
	6	79	1	77	1		78	27	6	78	78	76	37.03			
	7	35		33	2		31	7	33	33	2	32	35.62			
	10	48		47	1		47	27	19	47	47	42	22.59			
	11	11		11			11	1	1	11	11	9	28.77			
	15	30		29		2	29	29	29	28	5	28	45.00			
	21	2														
	27	5		5			4	3	1	5	4	1				
	29	1														
	30	1														
	36	3	1	2			3	1	1	3	3	2	22.27			
	39	14	1	13			11	7	7	14	11	11	24.81			
	40	13		12			12	7	7	13	13	11				
	43	3		1			3	3	1	1	1	1				
	44	57		55		2	57	16	13	55	55	57	24.84			
	45	1														
	46	15		15			14	4		15	15	15	41.53			
47	27		24			27	2	1	24	24	24	34.83				
49	76	1	67		3	74	4	2	68	66	72	54.23				
50	53	1	51	1		50	1		52	49	47	42.36				
54	2															
55	12	1	11			11	7		12	11	11	43.54				
56	85	2	75		1	84	32		77	77	72	56.38				
57	68	1	65		1	67	4		66	66	63	52.57	1			
58	12		11		1	12	5	3	11	11	11	29.81				
32	11	23	5	18		18	17	15	23	19	2	16	35.31	1		
	12	7		7		7	1	1	7	7	6	42.14				
	13	5	1	4		5	4	2	5	5	1	4	15.00			
	14	6		6		6	3		6	6	6	14.50				
	17	28	1	25	1	1	25	19	4	26	23	24	31.04			
	18	7	2	5			7	3	1	7	7	5	17.50			
	20	12	4	7		1	12	2	2	11	11	7	43.42			
21	21	6	15			15	2	5	21	15	13	48.09	2			

<sup>1</sup>For renter - occupied dwelling units and vacant nonseasonal not dilapidated units, for rent.  
<sup>2</sup>For owner - occupied dwelling units and vacant nonseasonal not dilapidated units, for sale only.

Table 3.—CHARACTERISTICS OF HOUSING FOR CENSUS TRACTS, BY BLOCKS: 1950—Con.

Census tract	Block	All dwelling units by occupancy and tenure					All dwelling units by condition and plumbing facilities			Occupied dwelling units			Contract monthly rent <sup>1</sup>		Value of one-dwelling-unit structures		
		Total	Owner occupied	Renter occupied	Vacant non-seasonal not dilap., for rent or sale	Other vacant and non-resident	Number reporting	No private bath or dilap.	No running water or dilap.	Total	Persons per room		Occupied by non-white	Number reporting	Average monthly rent (dollars)	Number reporting	Average value (dollars)
											Number reporting	1.51 or more					
32	22	9	2	7		7	5	1	9	7	3	1	5	3 4.60			
	23	5	1	4		5	2	1	5	5			4	3 2.00	1		
	24	36	9	26	1	34	8	5	35	34	2		27	4 0.62			
	25	16	1	15		5			16	16			25	7 6.80			
	28	55		54	1	55	46		54	54	1	2	55	1 9.50			
	29	2															
	30	32	2	28		32	2	2	30	30	2	2	30	4 8.00			
	33	23	2	21		23	8		23	23			12	2 7.90	1		
	34	52	6	45	1	50	17	2	51	49	2	1	7	4 5	3	9 8.33	
	35	71	5	64	2	70	33	2	69	68			5	2 9.61	1		
	36	57	6	50	1	57	26	1	56	56	4	12	51	3 2.43			
	37	46	9	35	1	46	14	1	44	44	1	18	27	2 3.25	2		
	38	73	4	59	6	73	38	11	63	63	3	3	17	3 0.10			
	41	77	2	74	1	75	36	31	76	75	3	3	32	2 7.29			
	42	59	7	52	1	58	28	25	59	59	6	6	38	2 6.39	1		
43	65	9	56		61	15	8	65	61	2	2	21	2 8.07	4	4 3.75		
44	73	13	60		71	19	17	73	72	6	6	52	2 7.80	2			
45	66	8	58		66	41	41	66	64	6	6	53	2 4.67				
46	71	3	68		71	15	11	71	70	6	6	29	2 2.19				
47	83	1	76	5	82	44	4	77	77	10	19	78	3 7.64	1			
33	7	12	1	11		12	11	11	12	12	2	10	11	3 2.72			
	8	20	2	18		20	13	7	20	20	5	20	18	3 2.94			
	9	5		5		5			5	5			4	4 1.75			
	10	43	6	33	2	35	12	3	35	38	2	18	4	3 1.06	2		
	11	38	12	23		33	15	3	33	33			29	4 4.72	4	4 6.25	
	12	29	2	27		29	9	8	29	29			27	2 7.25			
	13	75	12	61	2	73	38	36	73	73	1	20	63	4 1.09	2		
	14	71	6	64		63	41	41	70	65			61	4 9.03	1		
	15	59	12	47		58	11	10	59	59			14	4 0.65	1		
	16	16		16		16			16	16			2	4 7.06			
	17	84	19	62		60	34	6	81	77	7	33	58	3 7.87	4	11 0.00	
	18	62	3	56		60	33		59	58	7	8	54	4 0.51	1		
	19	54	11	43		54	23		54	54	2	22	43	3 3.74			
	20	127	31	86	10	125	38	1	117	116	3	3	94	3 3.51	10	7 3.70	
	21	82	14	62	3	81	24	1	76	75	1	1	60	4 2.10	4	16 6.25	
22	78	9	69		76	6	4	78	75			67	4 4.56	1			
23	107	11	95	1	104	14	2	106	105	1	3	93	6 4.74	4	34 2.50		
24	74	10	63		74	5		73	72			62	5 8.41	2			
25	43	13	29	1	42	9		42	41			27	4 3.74	3	7 1.66		
26	146	24	117	1	140	54	52	141	138	6	32	117	3 6.37	4	7 7.50		
27	43		43		43			43	43			3	3 1.26	9	5 7.77		
28	118	30	85	2	118	4	2	115	115	2	37	87	3 5.74	4	5 2.00		
29	113	32	79	1	113	5	2	111	111	1	4	78	3 4.83	1			
30	32	6	23		32	6		29	29			24	4 0.25	1			
31	75	15	59	1	74	17		74	74			59	4 0.25	1			
32	131	14	115	2	126	22	3	129	127	1	3	113	5 3.78	4	12 3.75		
34	4	1															
	6	1															
	8	5															
	10	12	3	8		12	5	3	5	5			3	2 4.00			
	12	44	9	35		43	7	2	44	44			7	1 7.42	1		
	13	25	6	19		22	14	5	25	24	3	3	32	2 5.40	5		
	14	30	14	16		22	7	1	30	28			18	1 9.33	3	4 0.80	
	15	30	19	10	1	28			29	28			13	4 5.69	12	6 7.50	
	16	109	20	89		108	9		109	107			9	3 7.33	3	8 6.66	
	17	77	14	61	1	74	5	1	75	74	2	7	87	5 1.43	2		
	18	60	15	45		56	5	1	60	59			55	4 8.61	4	10 2.50	
	19	53	21	29		47	17	1	50	49	1	2	41	5 4.39	6	6 5.00	
	20	54	24	28		49	9		52	49			27	3 4.70	4	4 2.00	
	21	106	9	97		105	32	8	106	105			8	2 4.55	7	4 8.85	
	22	156	2	150	1	155	37	3	152	152	9	1	94	4 4.64	3	4 4.66	
23	71	11	59		65	11		70	68			143	5 6.79				
24	66	22	42	1	65	6	2	64	63			55	6 1.40	2			
25	103	22	79		101	8		101	100			43	5 9.88	10	12 0.00		
26	49	17	31		48	3	1	48	48			76	5 8.60	4	20 7.50		
27	48	14	34		47	1		48	48			31	4 1.35	6	6 8.33		
28	35	10	25		34	6		35	34	2		33	5 3.63	4	9 6.00		
29	64	11	53		63	8		64	64			23	5 7.13	5	13 8.00		
30	60	5	55		58	3	1	60	59		1	52	5 2.55	2			
31	25	4	21		25			25	25			50	5 8.00				
33	2		2		2			2	2			20	5 3.95	2			
34	35	15	20		35			35	35			20	5 9.95	9	14 6.88		
35	1	5	5		4			5	4								
	2	4	1	3		4	2	2	4	4		1	3	3 8.00	1		
	3	4	1	3		4	3	3	4	4			3	4 4.00			
	4	14	12	2		14	1	1	14	13		1	2	2 2.25	8	6 4.37	
	5	17	4	13		17	1	1	17	17			12	2 8.25	2		
	7	12	2	10		12	1		12	12			10	2 4.90			
	8	24	19	5		22			24	24			4	4 3.00	17	8 4.41	
	9	45	19	26		45	1	1	45	44			24	5 8.41	7	10 2.28	
	10	53	23	28		51	2	2	51	51			28	4 2.67	9	7 0.00	
	11	48	20	25		48	2	3	45	45	1		24	3 2.37	4	6 1.25	

<sup>1</sup>For renter - occupied dwelling units and vacant nonseasonal not dilapidated units, for rent.  
<sup>2</sup>For owner - occupied dwelling units and vacant nonseasonal not dilapidated units, for sale only.



HOUSING—BLOCK STATISTICS

Table 3.—CHARACTERISTICS OF HOUSING FOR CENSUS TRACTS, BY BLOCKS: 1950—Con.

Census tract	Block	All dwelling units by occupancy and tenure					All dwelling units by condition and plumbing facilities			Occupied dwelling units			Contract monthly rent <sup>1</sup>		Value <sup>2</sup> of one-dwelling-unit structures		
		Total	Owner occupied	Renter occupied	Vacant non-seasonal not dilap., for rent or sale	Other vacant and non-resident	Number reporting	No private bath or dilap.	No running water or dilap.	Total	Persons per room		Occupied by non-white	Number reporting	Average monthly rent (dollars)	Number reporting	Average value (dollars)
											Number reporting	1.51 or more					
35	12	43	23	18	1	1	43	4		41	41		17	41.41	13	8,076	
	13	26	13	13			26	2	2	26	26		13	39.53	3	8,500	
	14	9	4	4			9			9	9		4	42.25	4	10,125	
	15	57	29	27			57	5		56	56		26	56.38	7	11,857	
	16	47	23	23			46	5		46	46		18	58.38	8	15,937	
	17	41	26	15			40	2		41	41	1	11	64.63	19	10,236	
	18	72	19	53			72	2	2	72	72		51	50.39	4	8,250	
	20	48	12	36			47	2	2	48	48	1	36	37.41	1		
	21	56	28	27	1		53	8		55	53		26	41.71	11	7,727	
	22	44	17	27			43	6	2	44	44	1	26	55.00	2		
	23	59	29	30			58	5		59	59	2	29	46.96	15	7,253	
	24	62	30	32			62	1		62	62		31	43.96	9	7,444	
	25	44	19	24		1	44	4		43	43		23	33.91	5	8,400	
	26	72	32	38		2	71	7		70	70	3	36	42.11	9	9,055	
	27	57	22	35			56	13		57	57		30	49.20	4	13,750	
	28	68	34	34			65	11	1	68	66	1	25	48.16	28	13,875	
	29	59	40	17	1	1	57	3		57	54	2	14	58.50	29	15,368	
	30	63	43	20			62			63	62	1	17	55.05	28	15,360	
	31	36	24	12			36			36	36		11	52.09	13	12,923	
	32	57	31	25		1	56			56	56		23	57.26	10	12,650	
	36	1	2														
		2	2														
		3	2														
		4	1														
		8	4														
		12	2	3	1			4			4	4		1		3	9,833
		13	32	23	7			30	1		30	30		5	46.00	17	11,529
		14	15	9	5		1	13	4		14	13		5	26.40	7	8,285
		15	22	17	10	2		25	1	1	27	23	1	8	38.11	1	
		16	2														
		17	3	2	1			3			3	3		1			
		18	8	7	1			7			8	7		1			
19		7	5	2			7			7	7		1				
20		12	10	1	1		12			12	11		1				
22		17	16	1			17			17	17		1				
23		30	29	1			30	1		30	30		1				
24		7	6	1			7			6	6						
25		17	14	3	2	1	17			14	14		4		14	12,607	
26		4	4				4			4	4		3		13	13,166	
27		5	5				5			5	5		5		5	10,200	
28		1	4				4			4	4				4	12,250	
29		8	7	1			8			8	8		1		7	14,642	
31		8	5	3	1		8			8	5				5	16,000	
33		5	5				5			5	5				5	14,553	
34		17	16	1			17	1		17	17		1		13	12,909	
35		13	11	2			13			13	13		2		11	12,909	
36		8	7	1	3		8			8	7		3		3	9,600	
37		3	3				3			3	3				3	11,922	
38		3	2	1			3			3	3		2		2	11,951	
39		3	3			1	3			3	3		3	61.66	29	11,765	
40		8	7	1			8			8	8		1		6	12,166	
41		18	16	2		1	18			17	17		1		13	15,769	
42	11	11				11			11	11				9	14,222		
43	33	30	3		1	33			33	31				27	14,666		
44	39	32	7			39			39	36		7	56.85	24	12,458		
45	42	35	7			41			42	41		6	43.16	25	12,380		
46	54	38	14		2	54			52	52		14	62.35	25	12,760		
47	63	45	18			62			63	62		17	52.64	16	11,968		
48	51	39	12			51			51	51		11	51.18	29	12,931		
49	38	33	5			38			38	37		5	53.80	29	13,734		
50	34	24	10			34			34	34		10	49.80	17	11,617		
51	34	23	9		2	32			32	32		8	51.87	13	11,346		
37	1	2															
	3	2															
38	2	30	11	19		28	3		30	30		19	28.00	2			
	3	57	17	37		54	20	1	54	54	1	37	24.94	9	5,388		
	4	16	4	11		15	4	3	15	15	1	11	20.63	2			
	5	48	24	24		48	4		48	48		23	37.26	10	6,600		
	6	30	12	18		30	7	2	30	30	1	17	26.47	9	5,722		
	7	31	15	16		31	1		31	31		16	38.18	8	8,750		
	8	97	45	48	2	2	97	15	3	93	93		49	37.12	21	7,347	
	9	47	26	21			47	1	3	47	47		21	32.28	20	7,285	
	10	37	19	18			37	3	3	37	37		18	32.72	20	7,500	
	11	37	29	6		2	36			37	35		5	31.80	25	6,332	
	12	38	24	13	1		36	6	3	37	37		14	32.57	18	7,416	
	13	12	9	3			12		4	12	12		3	20.00	7	5,171	
	14	18	13	5			18			18	18	1	5	39.00	6	6,375	
15	22	19	3			22			22	22		3	34.66	14	8,285		
16	64	33	31			64	2		64	64	1	28	35.21	9	7,888		
17	47	26	20	1		44	3		46	46		16	27.37	18	6,972		

<sup>1</sup>For renter - occupied dwelling units and vacant nonseasonal not dilapidated units, for rent.  
<sup>2</sup>For owner - occupied dwelling units and vacant nonseasonal not dilapidated units, for sale only.

Table 3.—CHARACTERISTICS OF HOUSING FOR CENSUS TRACTS, BY BLOCKS: 1950—Con.

Census tract	Block	All dwelling units by occupancy and tenure					All dwelling units by condition and plumbing facilities			Occupied dwelling units			Contract monthly rent <sup>1</sup>		Value <sup>2</sup> of one-dwelling-unit structures	
		Total	Owner occupied	Renter occupied	Vacant non-seasonal not dilap., for rent or sale	Other vacant and non-resident	Number reporting	No private bath or dilap.	No running water or dilap.	Total	Persons per room		Number reporting	Average monthly rent (dollars)	Number reporting	Average value (dollars)
											Number reporting	1.51 or more				
38	18	59	24	35					59	59			35	41.45	14	7,000
	19	61	26	32	1	2	58	9	58	57			32	35.71	8	6,562
	20	55	30	25			53	4	55	54			25	30.88	12	5,541
	21	103	56	39	6	2	102	1	95	95			40	46.40	25	8,880
	23	49	32	17			49		49	49			17	48.23	15	12,966
	24	45	26	19			43	1	45	45			19	40.73	13	9,492
	25	67	17	46		4	63	2	63	62			45	46.51	4	9,500
39	1	105	19	76	10		105	42	95	90		3	82	42.17	3	8,333
	2	58	14	43	1		57	11	57	57	1		44	35.93	4	9,750
	4	79	18	56	5		79	6	74	74	1		54	46.61	1	
	5	43	13	29	1		42	13	42	42	1		27	47.85	1	
	6	62	22	39	1		60	6	61	61			38	39.31	3	7,333
	7	58	23	34		1	53	18	57	54			32	37.84	3	7,233
	8	96	30	66			94	28	96	95			64	40.09	6	7,916
	9	60	30	29		1	60	16	59	59			28	47.17	18	8,000
	11	75	29	46			75	22	75	75	1		44	48.70	4	12,125
	12	98	30	64	2	2	98	31	94	93	2		64	43.28	4	5,000
	13	71	23	42	5	1	71	5	65	64			45	47.93	3	10,000
	14	99	38	58	1	2	96	32	96	95			59	43.79	3	7,833
	15	176	30	141	4	4	171	79	171	166	4		138	48.35	4	10,125
	16	106	26	80			106	37	106	105			78	45.24	6	14,583
	17	203	28	168	1	6	199	106	196	195	1	1	163	47.49	7	10,428
	18	107	25	79		3	103	20	104	103	3		76	46.85	12	9,500
	19	58	6	51	1		56	4	57	57			47	38.87		
	20	120	30	88		2	117	35	118	115	2		85	40.55	7	10,142
	21	105	8	96	1		105	16	104	102	4		91	49.73		
	23	162	28	126	5	3	160	86	154	154	10		131	53.83	4	12,250
	24	75	18	54	1	2	75	37	72	72			55	53.67	2	
	25	124	37	84	1	1	122	35	121	119			79	40.72	8	11,000
	26	142	45	93	3	1	140	23	138	138			95	43.84	8	7,625
	27	108	51	57			108	18	108	107	2	1	55	44.49	30	7,260
	28	100	33	65	1	1	100	25	98	98	3		66	44.10	15	7,300
	29	81	25	54		2	76	8	79	78	2		48	49.43	12	12,958
	30	97	41	55		1	95	7	96	94	1		51	45.60	16	9,575
	31	62	29	31	2		62	9	60	60			30	45.36	12	8,416
	33	55	26	29			55	4	55	55	1		27	37.18	4	7,625
	34	40	19	21			40	4	40	40			20	39.70	13	7,207
	35	35	16	19			35	4	35	35			19	30.84	5	8,600
	36	1											44	40.77	3	11,666
	37	72	28	44			71	4	72	72	1		62	50.01	8	12,187
	38	91	23	68			91	7	91	91	1		11	49.27	10	12,400
39	29	18	11			29		29	29			18	45.94	15	8,266	
40	42	23	19			42	3	42	41	1		37	33.27	1		
1	38	1	35	2		36	16	36	35		1	80	35.35			
2	90	8	81	1		86	71	89	88		6	179	39.05	2		
3	211	17	183	4	7	207	180	212	200	196	27	6	70	34.27	5	22,100
4	103	31	72			102	30	103	102		1	144	32.95	21	5,747	
5	209	57	151		1	206	82	208	207	6	1	129	37.34	25	5,520	
6	211	75	128	5	3	208	42	203	203	2	1	88	39.92	8	6,375	
7	134	38	92		4	133	58	130	130		1	82	36.04	5	8,800	
8	101	14	86		1	99	75	100	100	6	1	149	44.59			
9	164	4	158		2	160	43	162	159			141	42.54	3	9,000	
11	160	12	139	5	4	156	36	151	148	2		38	46.23			
12	44	6	38			43		44	44			3	45.67	3	11,000	
13	193	14	169	8	2	190	73	183	179	3	3	168	42.04	1		
14	63	17	46			62	28	63	63	1		46	42.04	2		
15	224	80	142		2	223	44	222	221	2		132	40.05	24	6,241	
41	1	67	8	57		2	65	33	65	65	4	6	51	31.94	1	
	2	84	5	71	1	7	81	54	76	76	10	4	68	39.45		
	4	35	9	24	1	1	34	18	33	33	2		22	38.86	4	6,375
	5	17	2	14			13	5	16	13			11	33.45	2	
	6	209	57	151		1	206	82	208	207	6	1	144	32.95	21	5,747
	7	134	38	92		4	133	58	130	130		1	88	39.92	8	6,375
	8	101	14	86		1	99	75	100	100	6	1	82	36.04	5	8,800
	9	164	4	158		2	160	43	162	159			149	44.59		
	11	160	12	139	5	4	156	36	151	148	2		141	42.54	3	9,000
	12	44	6	38			43		44	44			3	46.23	3	11,000
	13	193	14	169	8	2	190	73	183	179	3	3	168	42.04	1	
	14	63	17	46			62	28	63	63	1		46	42.04	2	
	15	224	80	142		2	223	44	222	221	2		132	40.05	24	6,241
	1	67	8	57		2	65	33	65	65	4	6	51	31.94	1	
	2	84	5	71	1	7	81	54	76	76	10	4	68	39.45		
	4	35	9	24	1	1	34	18	33	33	2		22	38.86	4	6,375
	5	17	2	14			13	5	16	13			11	33.45	2	
	6	209	57	151		1	206	82	208	207	6	1	144	32.95	21	5,747
	7	134	38	92		4	133	58	130	130		1	88	39.92	8	6,375
	8	101	14	86		1	99	75	100	100	6	1	82	36.04	5	8,800
	9	164	4	158		2	160	43	162	159			149	44.59		
	11	160	12	139	5	4	156	36	151	148	2		141	42.54	3	9,000
	12	44	6	38			43		44	44			3	46.23	3	11,000
	13	193	14	169	8	2	190	73	183	179	3	3	168	42.04	1	
	14	63	17	46			62	28	63	63	1		46	42.04	2	
15	224	80	142		2	223	44	222	221	2		132	40.05	24	6,241	
1	67	8	57		2	65	33	65	65	4	6	51	31.94	1		
2	84	5	71	1	7	81	54	76	76	10	4	68	39.45			
4	35	9	24	1	1	34	18	33	33	2		22	38.86	4	6,375	
5	17	2	14			13	5	16	13			11	33.45	2		
6	209	57	151		1	206	82	208	207	6	1	144	32.95	21	5,747	
7	134	38	92		4	133	58	130	130		1	88	39.92	8	6,375	
8	101	14	86		1	99	75	100	100	6	1	82	36.04	5	8,800	
9																

HOUSING—BLOCK STATISTICS

Table 3.—CHARACTERISTICS OF HOUSING FOR CENSUS TRACTS, BY BLOCKS: 1950—Con.

Census tract	Block	All dwelling units by occupancy and tenure					All dwelling units by condition and plumbing facilities			Occupied dwelling units			Contract monthly rent <sup>1</sup>		Value <sup>2</sup> of one-dwelling-unit structures				
		Total	Owner occupied	Renter occupied	Vacant non-seasonal not dilap., for rent or sale	Other vacant and non-resident	Number reporting	No private bath or dilap.	No running water or dilap.	Total	Persons per room		Number reporting	Average monthly rent (dollars)	Number reporting	Average value (dollars)			
											Number reporting	1.51 or more					Occupied by non-white		
41	26	82	25	56		1	74	20	81	74	2	1	50	38.78	5	7,000			
42	1	118	23	91		2	2	117	10	6	114	112	4	29	91	31.05	6	4,300	
	2	212	1	211				211	1	1	212	206			211	37.54			
	3	221		220				221			220	202	7	12	220	36.29			
	4	226	24	197	1	5		226	184	183	221	221	13	57	194	23.16	6	6,366	
	5	15		13				15	15	15	15	15	5	5	13	22.30			
	6	21		19				21	16	16	21	21	1	1	19	20.31			
	7	13		10				13	3	3	13	13	1	1	10	34.80	3	4,533	
	8	18		15			1	18	15	15	17	17	5	5	15	21.20	2		
	9	36		7	28		1	36	20	18	35	34	6	6	24	24.91	1		
	10	82		82				82		82	82	82	2	40	82	34.82			
	11	4		4				4	4	4	4	4	2	2	4	48.75			
	12	164	1	159	1	3		162	1	1	160	160	6	157	157	38.65			
	13	53	12	40	1	2		54	6	6	52	51	1	1	41	35.34	1	9,300	
	14	27		17	1	1		26	4	2	25	25	4	4	16	22.87	5		
	15	2		2				2	2	2	2	2	2	2	2	2	2		
	16	20		17				20	6	1	20	20	2	2	17	23.05			
	17	18		7	10		1	16	8	1	17	17	1	1	10	30.80	5	6,260	
	18	132	29	101	1	1		130	10	2	130	126	3	1	98	28.21	5	6,800	
	19	38	10	28				38	33	33	38	37	3	3	27	26.51	4	4,250	
43	20	84	24	60			84	43	38	84	84	4	58	36.05	7	6,428			
	21	54	13	39	1	1	53	7	5	52	52	1	40	35.42	1	5,666			
	22	82	20	56	1	5	81	17	3	76	76	4	57	29.75	6	5,250			
	23	12		8			19	8		19	19	2	8	29.50	8	5,000			
	24	20		35		1	56	22	15	55	55	6	34	25.08	11	5,000			
	25	22	10	12			22	10	8	22	22		11	27.36	8	5,875			
	26	2																	
44	1	97	8	87	2		90	29	95	90	15		85	64.89					
	2	3					3		3	3			1	51.03					
	3	10	1	9	1	3		9	19	10	6	2	87	49.82					
	4	50	8	36		6	50	2	1	44	43		35	57.25					
	5	40		24			39	4		40	40	1	24	53.60	2				
	6	70	16	43			68			67	66		45	46.85	2				
	7	71	15	55	3		68	5	2	70	69		54	42.36	3	7,666			
	8	24	12	11	1		23	1		23	22		11	53.12	1				
	9	19	10	9			18			19	19		8		1				
	10	24																	
	11	19																	
	12	57	25	31		1	54	6		56	55	2	31	43.90	13	9,230			
	14	30	13	16		1	30	2		29	29		16	47.56	2				
	15	3		1						3									
	45	1	26	19	6		1	24	5	25	23	3		6	53.66	15	14,700		
2		14	1	12	1		13		13	13			12	59.50					
3		36	6	28		2	35	17	5	34	33	7	28	62.32	1				
4		26	7	19			26			26	26		18	52.77	2				
5		16	1	14		1	16			15	14		14	55.71					
6		2																	
7		2																	
8		27	10	17			27		1	27	25	2	17	80.88	6	14,916			
9		40	10	30			31	4		40	33		13	46.76	3	22,333			
10		3		2			3			3	3		1						
11		12	1	11			11	1	1	12	12		5	53.60	5	19,700			
12		13	7	5															
13		21	3	18			21	1	1	21	21		17	58.64	9	15,300			
14		27	13	14			27	4		27	27		14	53.35					
15		31	12	19			30	1	1	31	29	1	16	55.12	8	11,500			
16		32	19	13			32	3	2	32	32	2	13	63.15	11	13,363			
17		25	15	7		2	25	4		22	22		8	57.25	12	16,875			
18		51	18	33	1		51		1	51	50		31	61.67	6	11,750			
19		67	35	30		1	66			65	65		29	57.20	11	11,727			
20		68	34	33		1	68			67	67		31	53.03	14	12,178			
21		49	34	14		1	48	2		48	47		15	51.06	16	15,125			
22		35	26	9			35	2		35	35		8	66.75	17	14,970			
23		67	18	48		1	65			66	66		46	65.58	9	18,333			
24	38	35	3			36			38	35		2	20.500	32	20,500				
25	17	17				16			17	17		16	16.562	16	16,562				
26	50	40	9		1	48			49	46		6	47.00	30	17,933				
27	59	35	23		1	58			58	58		23	49.78	14	12,285				
28	34	24	10			33			34	30		9	46.00	9	12,277				
29	30	25	5			30			30	29		5	58.20	16	20,125				
30	6	6				5			6	5		5	32.600	5	32,600				
31	24	23	1			22			24	23		23	20.021	23	20,021				
32	2																		
33	43	21	21		1	42	5	1	42	41		21	58.66	9	11,611				
34	26	15	10		1	26	1	1	25	25		10	32.30	5	11,200				
35	13	7	6			13			13	13		5	41.80	2					
36	50	28	22			50			50	50		21	50.76	12	11,583				
37	38	38	16			38			38	38		15	56.33	8	10,250				
38	53	21	30		1	53	3	1	51	51	1	30	63.20	16	11,062				
39	68	42	26		1	68	4		68	67		23	57.69	26	13,711				
40	36	19	17			35	2		36	35		15	50.93	9	11,444				
41	32	20	12			32			32	32		12	61.16	15	14,666				

<sup>1</sup>For renter - occupied dwelling units and vacant nonseasonal not dilapidated units, for rent.  
<sup>2</sup>For owner - occupied dwelling units and vacant nonseasonal not dilapidated units, for sale only.

Table 3.—CHARACTERISTICS OF HOUSING FOR CENSUS TRACTS, BY BLOCKS: 1950—Con.

Census tract	Block	All dwelling units by occupancy and tenure					All dwelling units by condition and plumbing facilities			Occupied dwelling units			Contract monthly rent <sup>1</sup>		Value <sup>2</sup> of one-dwelling-unit structures			
		Total	Owner occupied	Renter occupied	Vacant non-seasonal not dilap., for rent or sale	Other vacant and non-resident	Number reporting	No private bath or dilap.	No running water or dilap.	Total	Persons per room		Occupied by non-white	Number reporting	Average monthly rent (dollars)	Number reporting	Average value (dollars)	
											Number reporting	1.51 or more						
45	11	3	2	1		3			3	3			1			2	141.05	
	12	31	24	7		31			31	31			7	59.71	19	150.31		
	13	41	26	15		41			41	41			15	59.13	16	123.33		
	14	16	12	4		16			16	16			4	39.25	2	121.52		
	15	45	36	9		45			45	44		1	9	61.33	25	121.66		
	16	43	31	12		43			43	40			10	64.00	21	121.89		
	17	46	30	16		46			46	45			15	48.06	14	108.92		
	18	29	23	5		29		1	28	27			3	59.00	17	155.58		
	19	58	22	36		58	2	1	58	56			32	45.96	9	127.77		
	20	52	23	29		52			52	52		1	26	55.46	17	110.29		
	21	58	24	34		57	1		58	56			26	47.53	12	119.16		
	22	29	13	14	1	28			27	27			14	50.71	2			
	23	30	19	11		29			30	29			10	51.80	12	141.66		
	24	26	22	4		26			26	26		1	4	46.75	13	114.53		
	25	43	38	5		43			43	43			5	46.60	29	114.82		
	26	33	31	1		32			32	32			1		29	139.65		
	27	42	27	13		42		1	40	40			13	43.23	17	116.76		
	28	43	31	11		43		1	42	42		1	10	50.60	23	115.43		
	29	77	66	11		76			77	77			10	45.30	52	124.80		
	30	61	50	11		61			61	61			11	54.54	36	118.75		
	31	36	34	2		36			36	36			2		33	115.60		
	32	40	30	10		40			40	40		1	10	61.00	23	107.82		
	33	37	31	6		37			37	36			11	50.16	18	115.27		
	34	31	20	11		31			31	31			18	39.45	7	93.57		
	35	68	50	17	1	68		4	67	67		2	18	40.27	28	106.07		
	36	39	34	5		38		1	39	37			5	47.00	25	113.40		
	37	30	26	3		28			29	28			3	70.00	26	132.30		
	41	3	1	2		3			3	3			2		1			
	42	6	4	2		6			6	6			2		3	61.66		
	44	18	8	8		17		1	16	16			10	72.30	3	120.00		
	45	29	19	10		29			29	28			10	48.90	14	140.35		
	46	22	18	4		22			22	22			4	65.25	14	120.00		
	47	35	30	4		35		1	34	34			4	56.00	23	110.86		
	48	34	25	9		34		1	34	34			8	49.00	15	101.00		
	46	1	15	15					11	15							15	180.00
		2	13	13					12	13							13	19.984
		4	17	15	2				14	17				2		14	21.714	
		5	20	20					13	20						16	26.343	
		6	18	18					16	18						17	24.264	
		7	38	27	10	1			16	37				9	47.88	15	20.533	
		8	13	13					13	13						13	19.884	
		9	34	32	1		1		33	33						28	16.992	
		10	32	31	1		1		31	31						21	17.714	
		11	13	12	1				13	13						12	15.875	
		12	13	13					13	13						12	16.958	
		13	5	5					5	5						5	16.000	
		14	16	16					15	16						12	17.250	
		16	12	12					12	12						11	19.000	
17		28	27	1				28	28						22	17.272		
18		11	11					11	11						11	18.636		
19		7	7					7	7						5	13.700		
20		12	12					12	12						10	16.550		
21		17	17					17	17						17	21.323		
22		12	12					12	12						10	16.250		
23		7	6	1				7	6						4	21.625		
24		16	16					16	16						15	19.200		
25		6	6					6	6						6	21.333		
26		1																
27		14	14					14	14						14	20.142		
28		9	6	3				9	9						5	21.000		
29		4	4					4	4						4	16.250		
30		6	6					6	6						4	24.583		
31		3	3					3	3									
32		10	10					10	10						1			
33		6	6					6	6						3	166.66		
34		7	7					7	7						3			
35	4	4					4	4						4				
36	4	4					4	4						4				
37	4	4					4	4						4				
38	2	2					2	2						5	20.900			
39	5	5					5	5						5	31.000			
40	3	3					3	3						3	12.833			
41	4	4					4	4						4	20.750			
42	10	10					10	10						10	18.100			
43	4	4					4	4						4	24.500			
44	2	2					2	2						25	19.440			
45	3	3					3	3						3	21.000			
46	6	6					6	6						6	15.916			
47	8	8					8	8						8	21.125			
48	8	8					8	8						10	18.350			
49	10	10					10	10						6	20.500			
50	6	6					6	6						6	17.742			
51	5	4	1				5	5						35				

<sup>1</sup>For renter - occupied dwelling units and vacant nonseasonal not dilapidated units, for rent.  
<sup>2</sup>For owner - occupied dwelling units and vacant nonseasonal not dilapidated units, for sale only.

## HOUSING—BLOCK STATISTICS

Table 3.—CHARACTERISTICS OF HOUSING FOR CENSUS TRACTS, BY BLOCKS: 1950—Con.

Census tract	Block	All dwelling units by occupancy and tenure					All dwelling units by condition and plumbing facilities			Occupied dwelling units			Contract monthly rent <sup>1</sup>		Value <sup>2</sup> of one-dwelling-unit structures		
		Total	Owner occupied	Renter occupied	Vacant non-seasonal not dilap., for rent or sale	Other vacant and non-resident	Number reporting	No private bath or dilap.	No running water or dilap.	Total	Persons per room		Number reporting	Average monthly rent (dollars)	Number reporting	Average value (dollars)	
											Number reporting	1.51 or more					Occupied by non-white
47	26	32	23	8		1			32								
	27	1								31	31		8	56.25	18	16416	
	28	12	10	2					12	12		2		9	26111		
	29	17	15	2					17	17		2		14	17107		
	31	16	10	6					16	16		6	74.66	7	16928		
	32	4	1	3					4	4				13	24346		
	34	13	13						13	13				11	24454		
	35	11	11						11	11				16	27125		
	36	16	16						16	16				3	26666		
	38	5	4	1					5	5							
	39	28	27	1					28	28			1		27	20462	
	40	16	16						16	16					16	26062	
	41	9	9						9	9					9	27222	
	42	9	9						9	9					9	35166	
	43	9	9						9	9					9	24277	
	49	9	9						9	9					9	20722	
	52	9	8	1					9	9					8	20875	
	53	14	14						14	14			1		14	21750	
	55	13	11	2					13	13			1		11	19590	
	56	1															
	57	14	14						14	14					14	17250	
	60	7	7						7	7					7	19228	
	61	7	7						7	7					7	16000	
	62	5	4	1					5	5			1		3	18500	
	63	12	12						12	12					12	34291	
	67	1															
	68	19	19						19	19					19	29157	
	48	2	24	18	6				24	24							
4		5	5					5	5			4	53.75	15	14266		
5		2												4	9500		
6		22	18	1		3		21	1	19	19			17	16764		
7		1												20	15600		
8		27	24	2		1		25	2	26	24	1		20	15600		
9		5	4			1		5		4	4			4	19250		
10		41	35	5		1		40		40	38	4	50.75	29	12508		
11		30	22	7		1		30		29	29	6	47.33	17	11435		
12		30	28	2		1		30		30	30	2		26	15788		
13		9	8	1				9		9	9			8	13000		
14		8	7	1				8		8	8			7	10571		
15		11	10	1				11		11	11			10	11550		
16		10	10					10		10	10			10	13300		
17		10	9	1				10		10	10			8	13062		
18		5	4	1				5		5	5			3	29666		
20		7	7					7		7	7			6	11033		
21		17	17					17		17	16			14	11835		
22		5	5					5		5	5			5	14600		
23		1															
24		4	2	2				3		4	3			1			
25		8	8					8		8	8		1		1	24285	
26		9	9					9		9	9				8	24018	
27		8	6	1		1		8		7	7		1		5	15600	
28		4	4					4		4	4				4	22250	
30		1															
49		1	29	16	13			2	2	29	29						
		2	27	16	9		1		1	27	25			13	4476	6	10833
	3	24	17	7				1	24	24			8	4400	7	7642	
	4	20	15	5					20	20			6	3200	9	7322	
	5	23	15	7		1		2	23	22			4	4250	10	8710	
	6	20	14	6					20	20				10	6850		
	7	19	12	7					19	18			6	3683	10	9200	
	8	35	26	9					35	35				7	3657	7	13071
	9	64	40	23		1		1	63	63			9	2944	20	7200	
	10	40	27	13				5	35	35			24	3808	22	8704	
									40	38			13	4392	14	9107	
	11	53	39	14					44	53			14	3954	23	11095	
	12	35	27	8					35	35				19	10726		
	13	38	30	8					38	38				8	4925	19	10726
	14	16	15	1					16	16				7	3971	27	10392
	15	5	5						5	5				1		13	12338
	16	23	23						23	23					5	17300	
	17	12	12						12	12					21	15395	
	19	16	15						16	14					12	16333	
	20	6	6						6	6					15	17000	
	21	23	23						23	23					6	12583	
	22	3	1	2					3	3			2		23	14413	
	50	1	37	30	6				35	36	36						
		2	27	23	2		1		26	24	24			5	90.00	24	25791
		3	24	24			1		23	24	24		1		19	15394	
		4	52	37	15				52	52	52				20	17200	
		5	33	20	11		2		33	31	31			15	55.60	25	12512
		6	2							2	2			11	3818	7	11000

<sup>1</sup>For renter - occupied dwelling units and vacant nonseasonal not dilapidated units, for rent.<sup>2</sup>For owner - occupied dwelling units and vacant nonseasonal not dilapidated units, for sale only.

Table 3.—CHARACTERISTICS OF HOUSING FOR CENSUS TRACTS, BY BLOCKS: 1950—Con.

Census tract	Block	All dwelling units by occupancy and tenure					All dwelling units by condition and plumbing facilities			Occupied dwelling units			Contract monthly rent <sup>1</sup>		Value <sup>2</sup> of one-dwelling-unit structures		
		Total	Owner occupied	Renter occupied	Vacant non-seasonal not dilap., for rent or sale	Other vacant and non-resident	Number reporting	No private bath or dilap.	No running water or dilap.	Total	Persons per room		Occupied by non-white	Number reporting	Average monthly rent (dollars)	Number reporting	Average value (dollars)
											Number reporting	1.51 or more					
50	7	36	17	19					36	36	2		16	53.62	6	11,833	
	8	29	17	10	2		4		27	27			11	41.27	12	8,583	
	9	19	10	9					19	19			9	41.00	5	16,800	
	10	19	5	12	1				17	17			12	39.41	1		
	11	18	10	7					20	20			9	43.44	3	12,000	
	12	20	10	10					24	24			8	47.12	9	13,000	
	13	24	17	13			2		33	33			13	43.61	10	10,950	
	14	33	20	14					60	60	1		47	60.46	8	10,850	
	15	62	24	46	2				41	40			17	53.11	12	11,416	
	16	41	22	18		1			43	42			8	58.25	18	16,222	
	17	44	33	10													
	18	25	16	9					25	25			7	55.14	12	30,500	
	19	10	5	4	1				10	9			4	40.75			
	20	3	3						3	3					2		
	21	7	7						8	9			2		4	32,125	
	22	9	3	2					3	3			14	47.92	11	11,772	
	23	33	18	15			2		33	33			9	58.66	15	14,033	
	24	32	23	9					32	32			5	46.00	11	12,681	
	25	22	15	7					19	18			11	67.45	15	15,166	
	26	37	26	11			2		36	37			11	67.45	15	15,166	
	27	23	21	2					23	23			2		17	15,823	
	28	34	31	3			1	1	34	34		1	3	51.66	18	13,750	
	29	12	12						12	12					9	21,666	
	30	15	15						14	15					12	17,750	
	31	16	15		1				16	16			1		14	19,214	
	32	25	23	2					25	25			2		18	22,333	
	33	54	49	5			1	1	53	54	1		5	50.40	44	24,727	
	34	16	12						16	16			3	50.00	9	12,222	
	35	17	11	4					17	16			6	50.66	5	10,500	
	36	22	18	4					22	22			4	45.75	15	11,486	
	37	28	24	4					28	28			4	58.25	17	12,917	
	38	17	16	1					17	17			1		16	16,812	
	39	20	20						19	20					19	16,710	
	40	26	25	1					26	26					24	18,729	
	41	21	20	1					21	21					19	16,042	
	42	19	19						19	18					18	14,900	
	43	20	20		1				20	20					18	14,277	
	44	21	20	1					21	19			1		20	15,175	
	45	25	22	3					25	25			2		19	12,026	
	46	23	17	5		1			23	22			5	65.60	17	11,541	
	47	27	22	5					27	27			5	47.40	18	10,500	
	51	2	131	2	129				130	3	2		1	128	10,525	1	
		3	43	21	22				43	4	1		22	53.68	4	10,500	
		4	72	46	26				68	1			25	46.60	32	11,415	
		5	66	43	23		1		64	4	4		19	45.47	29	11,448	
		6	43	9	34				42	5	1		32	43.84			
		7	20	12	8				19				8	47.50	5	12,900	
8		35	20	15				35	1			14	41.57	15	10,333		
9		30	19	11				30				11	32.81	7	10,142		
10		76	47	28		1		75	7	4		28	41.64	28	10,310		
11		111	73	37		1		105	1	1		34	42.23	37	10,445		
12		35	28	7				34	2			7	48.00	23	9,695		
13		37	29	8				37	1	1		8	49.12	25	9,920		
14		38	32	6				38				6	52.50	27	9,203		
15		33	23	10				33	2			8	55.62	15	9,720		
16		69	46	22				69	1	1		21	47.52	31	9,977		
17		35	14	17		4		30				16	43.50	5	9,500		
18		26	14	10				24				8	45.87	7	9,285		
19	69	25	42		2		67	14	4		42	38.97	10	11,000			
20	63	42	21				63	23	9		20	40.85	25	8,944			
21	57	31	26				57	8	2		25	39.44	20	7,725			
26	55	41	14				55	1	1		14	43.92	30	10,450			
27	27	19	7				27				7	38.57	14	11,035			
28	32	20	12		1		32	1	1		12	37.58	15	10,260			
29	10	3	7				9				6	37.50		1			
30	22	2	18		2		21				17	53.17					
31	13	9	4				13				4	50.00	4	9,750			
32	41	28	12		1		41				12	41.91	24	9,916			
52	1	90	10	80			89	13	1		2	80	35.25				
	2	94	41	51			93	13	1		49	38.97	18	8,461			
	3	115	35	78			115	31	17		75	36.08	12	6,750			
	4	48	14	33			48	10	5		33	35.87	3	9,333			
	5	89	28	61		1		89	27	19		61	47.77	7	6,685		
	6	134	29	103		2		134	5	1		101	43.54	4	8,875		
	7	84	38	46				78	12	1		44	46.22	9	8,888		
	8	67	25	42				63	12	2		42	50.90	6	8,966		
	9	75	23	51				75	13			51	50.64	6	10,500		
	10	40	21	19		1		40	5	5		18	51.33	9	12,833		
	11	42	26	16				42	1	1		16	46.06	14	11,178		
	12	35	22	13				35	4	2		12	51.08	11	10,454		
	13	48	25	23				48	18	18		23	30.47	15	7,466		
14	43	21	22				42	17	9		22	33.45	7	7,571			
15	71	29	41		1		70	16	10		39	37.79	10	6,230			
16	44	25	19				44	14	8		16	27.43	17	6,117			
17	50	20	30				46	12	8		27	32.37	14	5,428			

<sup>1</sup>For renter - occupied dwelling units and vacant nonseasonal not dilapidated units, for rent.  
<sup>2</sup>For owner - occupied dwelling units and vacant nonseasonal not dilapidated units, for sale only.

HOUSING—BLOCK STATISTICS

Table 3.—CHARACTERISTICS OF HOUSING FOR CENSUS TRACTS, BY BLOCKS: 1950—Con.

Census tract	Block	All dwelling units by occupancy and tenure					All dwelling units by condition and plumbing facilities			Occupied dwelling units			Contract monthly rent <sup>1</sup>		Value <sup>2</sup> of one-dwelling-unit structures		
		Total	Owner occupied	Renter occupied	Vacant non-seasonal not dilap., for rent or sale	Other vacant and non-resident	Number reporting	No private bath or dilap.	No running water or dilap.	Total	Persons per room		Occupied by non-white	Number reporting	Average monthly rent (dollars)	Number reporting	Average value (dollars)
											Number reporting	1.51 or more					
52	18	4		4					4	4			4	21.25			
	19	114	21	89	3	1	112	29	110	110	1	86	45.68	1	10.055		
	20	64	23	39		2	62	3	62	61		37	46.89	8	9.375		
	21	43	19	23			42	15	42	42	2	22	44.90	9	10.055		
	22	115	48	64	1	1	111	16	112	109	1	61	48.91	19	12.184		
	23	43	17	26			43	4	43	43	1	25	40.32	4	8.250		
	24	39	24	15			37	1	39	38		15	32.00	19	9.078		
	25	57	20	36		1	57	2	56	54		36	46.91	3	9.333		
	26	4	4				4		4	4				4	8.125		
	27	43	15	28			42	2	43	43			27	30.77	5	8.800	
	28	41	15	25		1	41	4	40	40			26	34.80	5	7.300	
	31	49	23	25		1	49	6	48	48		1	25	37.40	7	6.285	
	32	45	25	18		2	45	3	43	43		1	20	35.30	17	6.852	
	33	47	25	22			47	1	47	47			22	39.27	11	10.545	
	34	51	24	27			51		51	51			25	40.68	9	12.111	
	35	35	23	12			35	1	35	35			12	50.00	13	15.038	
	36	21	16	4		1	21	4	20	20			4	55.00	11	10.090	
	53	1	40	15	22	1	2	40	7	37	37		23	37.95	8	6.875	
		2	63	23	37		3	63	8	60	60	1	37	35.97	5	7.600	
		3	85	36	48		1	83	10	84	83	1	46	38.15	19	6.436	
		4	130	26	101		3	126	20	127	124	8	98	42.60	6	9.333	
		5	85	7	75		3	85	1	82	82	1	72	45.56	3	18.333	
		6	56	21	34		1	55	7	55	53	1	30	40.23	6	7.166	
		7	127	36	87		4	117	26	123	113	3	81	47.67	8	11.375	
		8	117	81	81	1		113	34	116	113	3	81	48.40	9	9.777	
		9	141	24	117			139	17	141	140	1	115	51.29	4	9.375	
		10	120	36	81		2	117	25	117	117	1	82	51.91	7	10.928	
		11	85	26	52		5	85	6	78	78	1	57	49.84	12	6.750	
		12	68	35	33			67	5	68	68		1	31	36.12	23	6.369
		13	35	16	16		2	34	2	32	32		15	52.33	5	9.000	
		14	10	8	1		1	10		9	9		1		7	10.357	
		15	51	23	24		1	51	2	47	47		22	42.18	10	9.140	
		16	34	10	24			31	1	34	34		22	38.50	2		
		17	79	37	38		4	78	11	75	74	1	36	49.52	7	11.785	
		18	33	21	11		1	33	8	32	32		11	43.54	13	9.992	
		19	143	34	106		3	139	29	140	137	2	106	52.16	8	14.875	
20		46	17	28		1	46	21	45	44		24	50.16	4	10.500		
21	47	19	27		1	46	9	46	44		24	49.41	8	13.750			
22	102	37	62		3	96	31	99	94	2	51	50.88	13	11.807			
23	74	34	40			73	23	74	72	1	37	44.10	19	10.947			
54	1	39	20	18	1	39	2	38	38		19	44.00	9	9.222			
	2	34	19	14	1	33		33	33		15	41.46	7	9.571			
	3	44	25	14			44	8	43	43	1	18	40.55	9	7.833		
	4	33	17	18		2	39		37	37		17	44.17	7	9.100		
	5	39	20	20			39		39	39	1	18	42.61	9	9.166		
	6	55	21	32		2	55	1	53	50	1	31	44.77	4	10.000		
	7	43	25	21		2	48	6	46	46		21	45.90	5	12.000		
	8	46	18	28			46	18	46	46	2	27	53.96	6	11.833		
	9	61	33	27		1	60	13	60	60	1	26	42.23	22	12.090		
	10	72	47	25			72	9	72	72	1	24	50.16	25	11.520		
	11	43	26	16		1	43	4	42	42		16	44.00	17	8.382		
	12	111	34	76		1	109	1	110	110		64	48.81	19	10.763		
	13	82	49	32		1	82	3	81	81		30	49.43	23	9.413		
	14	66	28	35		2	61	4	63	63		32	43.87	14	8.500		
	15	25	9	16		1	18		25	24	1	16	53.68	3	10.333		
	16	41	15	24			41	5	39	39		23	46.34	2			
	17	19	11	7		2	19	5	18	18	1	7	32.71	7	10.714		
	18	9	7	2		1	9		9	9		1		6	10.583		
	19	17	12	5			17	2	17	17		5	68.00	10	9.550		
	20	38	26	12			38	9	38	38	1	12	40.00	23	9.347		
21	41	16	25			39	7	41	41		23	42.73	5	9.900			
22	45	20	25			43		45	45		22	45.63	5	11.122			
23	62	29	32		1	60	5	61	61	4	30	41.90	12	11.122			
24	62	31	31			59	11	62	62		30	37.36	16	10.156			
25	31	15	14		2	30	2	29	29	1	14	52.85	10	8.970			
26	80	29	51			79	3	80	80	1	51	46.52	10	9.750			
27	93	42	51			88	1	93	90	1	49	46.52	12	9.750			
28	60	27	31		1	59	3	58	57		30	45.57	22	8.681			
29	93	40	53			93	17	93	93	1	53	48.93	11	9.363			
30	47	35	12			47	2	47	47		12	45.39	7	11.285			
31	64	41	21		1	63	5	62	61		21	43.52	25	8.788			
32	74	33	38		3	74	5	71	71		37	36.86	16	8.750			
33	44	31	13		2	44	3	44	44		16	40.31	10	8.400			
34	34	16	14			34	2	34	33		18	38.73	5	10.785			
35	34	15	19			33	2	34	33	2	18	39.33	5	8.555			
36	28	17	8			28		25	24		18	35.71	1	10.785			
37	43	14	29			43		43	43		7	40.00	7	8.750			
38	39	14	25		3	39	2	40	40		29	39.93	6	8.750			
39	43	13	22		2	43	2	43	43		22	35.18	5	9.687			
40	15	7	7		1	14		14	14		7	43.85	2	7.400			
55	3	1															

<sup>1</sup>For renter - occupied dwelling units and vacant nonseasonal not dilapidated units, for rent.  
<sup>2</sup>For owner - occupied dwelling units and vacant nonseasonal not dilapidated units, for sale only.

Table 3.—CHARACTERISTICS OF HOUSING FOR CENSUS TRACTS, BY BLOCKS: 1950—Con.

Census tract	Block	All dwelling units by occupancy and tenure					All dwelling units by condition and plumbing facilities			Occupied dwelling units			Contract monthly rent <sup>1</sup>		Value <sup>2</sup> of one-dwelling-unit structures		
		Total	Owner occupied	Renter occupied	Vacant non-seasonal not dilap., for rent or sale	Other vacant and non-resident	Number reporting	No private bath or dilap.	No running water or dilap.	Total	Persons per room		Number reporting	Average monthly rent (dollars)	Number reporting	Average value (dollars)	
											Number reporting	1.51 or more					Occupied by non-white
55	4	23	19	4					23	23			4	51.25	17	10,323	
	5	156	127	20	8	1			153	146			19	28.78	125	9,216	
	6	5	5						5	5					5	10,900	
	7	29	27	2					29	29			2		2	7,904	
	8	8	6	2					8	7			2		2	10,375	
	9	27	26	1					27	27			1		1	8,883	
	10	25	22	1	2				23	23	1		1		1	9,600	
	11	16	15	1					15	16			1		1	8,714	
	12	17	11	4	2				15	15			4	31.25	14	12,750	
	14	1															
	15	1	2														
	16	2															
	27	30	15	15					30	30	1		15	34.06	11	10,727	
	29	7	4	2		1			6	6			2		4	12,750	
30	3	3						2	2					2			
56	1	12	10	2				12	12				1		7	12,357	
	2	15	15					15	15						14	13,750	
	3	33	24	8		1		32	32				8	56.00	18	14,261	
	4	18	18					18	18						16	14,643	
	5	46	32	14				46	46				13	52.76	18	14,350	
	6	46	27	18		1		43	44				16	50.93	14	14,250	
	7	13	13					13	13						13	13,730	
	8	10	9	1				9	10						9	13,055	
	10	1															
	11	25	23	2				25	25					1	22	13,181	
	12	8	8					8	8						8	13,000	
	14	22	21	1				22	21	1	1			1	20	14,300	
	15	20	19	1				20	20						1	11,894	
	16	17	12	3				14	15					3	29.33	10	11,650
	18	50	50			2		50	50						19	14,765	
	21	21	21					21	21						19	13,236	
	24	32	30	2				32	32					2	29	15,034	
	25	29	29					29	29						27	15,814	
	26	5	5					5	5						5	13,500	
	27	4	3	1				4	4					1	3	14,000	
	28	254	22	252				254	254				252	42.08	1	12,000	
	29	286	3	283				286	286	2	2		280	35.19	3	9,666	
	30	5	3	1		1		5	4	2	1				2		
	31	3	3					3	3						7	12,000	
33	7	7					7	7						9	15,166		
38	12	11	1				12	12					1	5	13,400		
39	5	5					5	5						21	13,333		
40	23	22	1				23	22	1	1			1				
43	2						2	2						3	12,666		
46	6	4	2				6	6	1				2				
57	2	20	16	4			20	20					4	43.50	14	9,142	
	3	1															
	4	41	22	19				41	41				19	48.31	14	9,428	
	5	41	34	4		3		41	38				3	51.00	25	10,860	
	6	22	15	7				22	22	1	1		7	42.14	14	11,592	
	7	8	5	3				8	8						2		
	8	4	2	1		1		4	3				1		1		
	10	56	33	22		1		55	54				21	41.57	14	10,821	
	11	7	7					7	7						7	8,642	
	12	2															
	13	24	22	2				24	24					2	22	12,081	
	14	35	24	10		1		33	33				10	42.70	19	10,184	
	15	59	43	15				59	58				13	39.84	36	8,783	
	16	67	33	32				66	64				31	35.74	16	9,375	
	17	15	6	9		1		15	15				9	35.66	4	12,875	
	18	134	109	25				133	134	1	1		24	53.08	95	12,389	
	19	6	6					6	5						6	10,000	
	20	29	19	9		1		27	28				7	39.00	10	10,250	
	21	16	9	7				16	16				6	41.66	7	8,142	
	22	25	16	8		1		24	23				7	39.14	8	11,500	
	23	12	9	2				11	10				2		6	9,833	
	24	8	6	1				7	7						6	9,083	
	25	4	4					4	4						4	8,750	
	26	4	4					4	4						4	9,750	
28	7	5	1		1		6	6				1		4	8,375		
29	7	5	2				7	7						3	8,000		
30	5	4	1				5	4						4	9,550		
32	4	4					4	4						4	11,250		
34	7	6	1				7	7				1		6			
58	1	100	51	48		1	93	98				44	49.47	15	11,966		
	2	15	10	5			15	15	1			5	53.00	6	13,500		
	3	3	3				3	3						3	10,166		
	4	23	15	7		1	23	22				8	51.87	9	10,166		
	5	18	11	7			18	18				7	42.71	8	9,375		
	6	31	19	11		1	31	30				11	44.81	11	7,863		
	7	19	11	7			19	18				7	46.14	8	8,575		
	8	38	29	7		2	36	35				7		20			

<sup>1</sup>For renter - occupied dwelling units and vacant nonseasonal not dilapidated units, for rent.  
<sup>2</sup>For owner - occupied dwelling units and vacant nonseasonal not dilapidated units, for sale only.



HOUSING—BLOCK STATISTICS

Table 3.—CHARACTERISTICS OF HOUSING FOR CENSUS TRACTS, BY BLOCKS: 1950—Con.

Census tract	Block	All dwelling units by occupancy and tenure					All dwelling units by condition and plumbing facilities			Occupied dwelling units			Contract monthly rent <sup>1</sup>		Value <sup>2</sup> of one-dwelling-unit structures		
		Total	Owner occupied	Renter occupied	Vacant non-seasonal not dilap., for rent or sale	Other vacant and non-resident	Number reporting	No private bath or dilap.	No running water or dilap.	Total	Persons per room		Occupied by non-white	Number reporting	Average monthly rent (dollars)	Number reporting	Average value (dollars)
											Number reporting	1.51 or more					
58	9	64	36	27		1	64		63	61			27	434.8	17	9,735	
	10	24	20	4			24		24	24				50.66	16	10,093	
	11	23	16	7			23		23	23				56.14	8	9,687	
	12	95	60	35			95	2	94	95			32	38.53	30	8,883	
	13	13	10	3			13		13	13					9	7,444	
	14	21	11	10			21		21	20			10	441.0	2		
	15	3	7				3		3	3					2	8,000	
	18	46	37	1		1	46		44	44			37	912.4	7	8,000	
	19	2					2		2	2							
	20	89	55	33		1	88	8	88	84			32	400.0	32	9,228	
	21	41	22	18		1	40	3	40	40	1		17	342.3	12	9,375	
	22	29	20	9		1	27		29	28			8	437.5	7	10,285	
	23	4	4				4	1	4	4					3	7,666	
	24	3	2	1			3		3	3					1		
	25	5	4	1			5	1	5	5					1		
	26	21	15	6			21	2	21	21	2			366.6	12	7,833	
	27	48	31	16		1	48		47	47			15	362.8	25	7,666	
	28	58	50	8		1	57		58	56			1	444.4	42	6,320	
	29	68	50	18			68		68	68			3	350.0	38	7,571	
	30	186	137	48	1		185	11	185	185	1	3	18	350.0	38	8,592	
										45			4	448.6	104	8,681	
		31	55	43	10	1	55	3	53	52			9	360.0	32	7,859	
	59	1	59	22	36		1	57	2	58	58	2		35	442.8	8	9,062
		2	136	36	99		1	133	26	135	135	1		35	442.8	8	9,062
		3	37	25	19	1	1	37		37	37	1		24	477.9	13	8,938
		4	51	32	19			50		50	50			24	443.7	21	9,095
		5	86	52	32	2		84	4	84	83			16	411.4	19	9,921
		6	58	22	35	1		58	7	57	57	3		37	371.9	34	10,397
		7	29	20	9	1		29		29	29			3	358.9	12	9,833
		8	79	51	27		1	79	6	78	78			4	428.7	13	11,384
		9	44	25	18	1		44		43	43			4	334.2	28	9,500
10		42	28	13	1		41	5	41	40	1		3	452.2	19	9,500	
													1	58.6	23	9,586	
11		36	22	14			36	2	36	36	1		14	466.4	16	10,031	
12		47	26	20	1		47	3	46	46			1	405.2	12	10,833	
13		42	24	17	1		42	2	41	41			1	384.0	14	13,714	
14		33	24	9			33		33	33			1	508.6	16	10,937	
15		48	33	13	2		48	5	46	46			7	486.6	21	9,238	
16		102	73	29			102	4	102	101	1		2	266.3	32	9,533	
17		140	76	63	1		135	11	139	139			3	383.3	32	11,000	
18		63	41	22			63	2	63	63	1		1	495.2	28	11,160	
19		39	31	7	1		39		38	38			1	495.2	28	11,160	
21		106	67	37	2		99	2	104	103			3	442.4	45	10,012	
60	1	6	3	1	2		6		4	4					3	7,666	
	3	10	7	3			10		10	10			3	71.66	4	7,000	
	6	6	3	3			6		6	6			3	28.33	2		
	8	5	4	1			5		5	5					4	10,000	
	10	7	6	1			7		7	7			1		6	8,333	
	11	11	10	1			11		11	11			1		9	8,888	
	12	23	20	3			22		22	22	1		3	293.3	16	8,843	
	13	20	16	4			20		20	20			3	290.0	15	8,266	
	14	32	29	3			32		32	31			3	243.3	26	9,453	
	15	17	11	6			17		17	17			6	508.3	10	9,330	
	16	7	3	4			7		7	7			4		2		
	17	8	7	1			8		8	8			1	310.0	7	12,571	
	18	27	15	12			27		27	26			1	480.9	10	7,900	
	19	16	13	3			16		16	15			3	466.6	11	7,181	
	20	23	17	5		1	23		23	22			6	358.3	11	8,863	
	21	20	20				20		20	20			6		19	9,105	
	22	21	16	5			21		21	19			3	316.6	16	8,581	
	23	21	17	4			21		21	21			4	342.5	14	8,307	
	24	7	6	1			7	2	7	7	1		1		5	8,600	
	25	18	13	4	1		18		17	17			3	663.3	13	7,461	
	26	8	7			1	8		7	7					7	9,857	
	27	6	5	1			6		6	6			1		5	8,300	
	28	94	9	84	1		93		93	93			8	90.60	9	9,222	
	29	39	32	7			36	3	39	39					9	7,559	
	30	13	11	2			13	1	13	13	1		6	41.66	27	7,759	
	31	19	17	2			18		19	19					10	9,500	
	32	18	13	5			18		18	17			1		13	9,461	
	33	25	23	2			25		25	25			4	372.5	12	7,541	
	34	12	8	4			12	2	12	12			2		21	8,428	
	35	19	17	2			19		19	19			2	537.5	6	8,750	
														16	10,031		
36	14	11	2	1		14		13	13			2		9	8,333		
37	37	23	13		1	37		36	36			1		15	8,633		
38	12	11	1		1	12		12	12			1		10	8,700		
39	46	27	18		1	46	1	44	44	1		1		15	8,566		
41	43	33	9		1	40	1	42	42			1	428.8	21	9,380		
43	68	48	8	7	5	68	10	56	56	1		6	503.3	40	12,527		
44	26	13	13			24	3	26	26			1	493.3	5	10,100		
45	105	87	18			101	22	105	105			1	440.0	17	10,300		
46	58	43	14		1	56	8	57	57			1	407.6	67	10,300		
49	13	13				13		13	13			1	382.3	36	11,611		
														13	14,653		

<sup>1</sup>For renter—occupied dwelling units and vacant nonseasonal not dilapidated units, for rent.  
<sup>2</sup>For owner—occupied dwelling units and vacant nonseasonal not dilapidated units, for sale only.

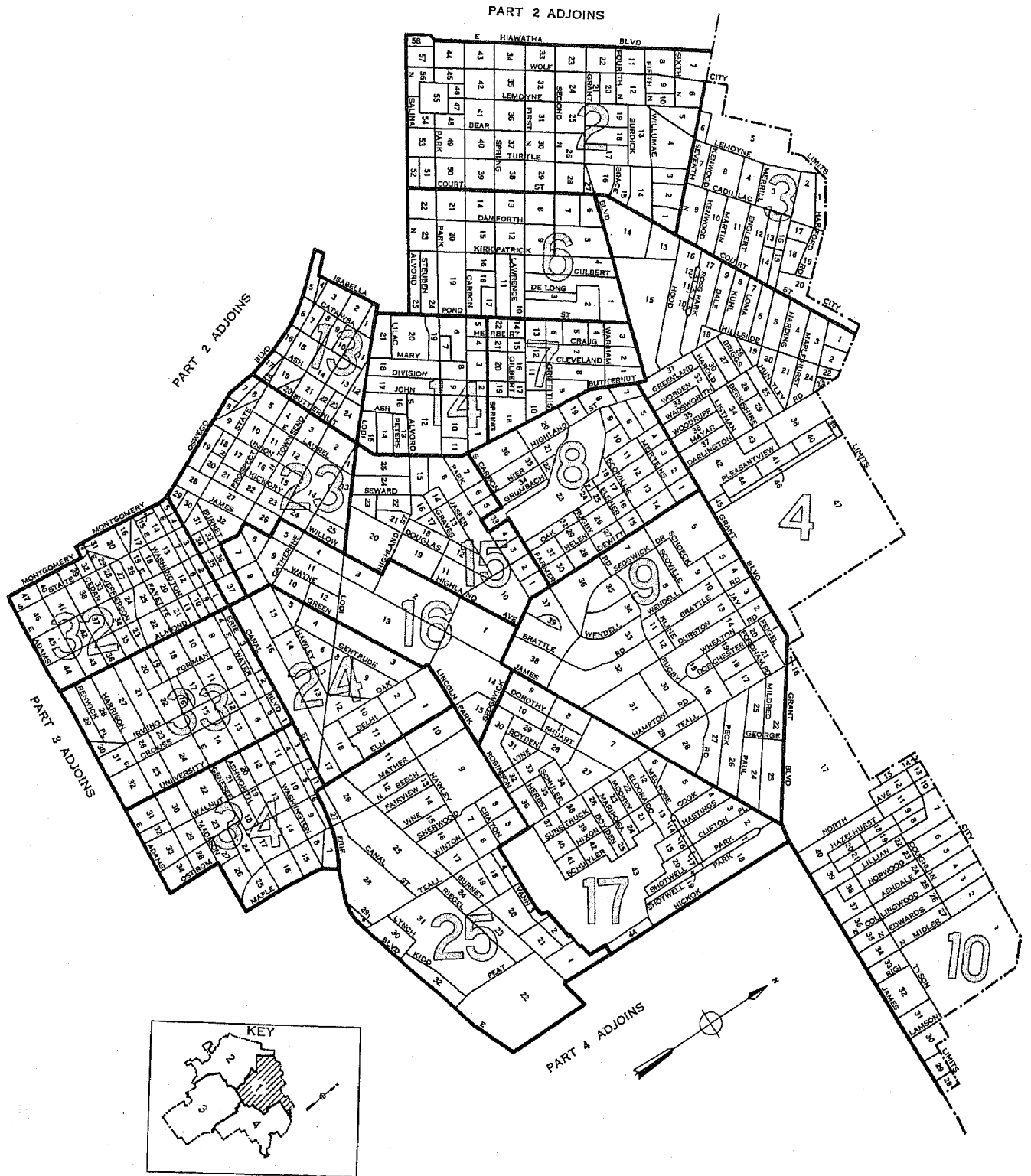
Table 3.—CHARACTERISTICS OF HOUSING FOR CENSUS TRACTS, BY BLOCKS: 1950—Con.

Census tract	Block	All dwelling units by occupancy and tenure					All dwelling units by condition and plumbing facilities			Occupied dwelling units			Contract monthly rent <sup>1</sup>		Value <sup>2</sup> of one-dwelling-unit structures		
		Total	Owner occupied	Renter occupied	Vacant non-seasonal not dilap., for rent or sale	Other vacant and non-resident	Number reporting	No private bath or dilap.	No running water or dilap.	Total	Persons per room		Occupied by non-white	Number reporting	Average monthly rent (dollars)	Number reporting	Average value (dollars)
											Number reporting	1.51 or more					
61	1	78	55	22	1	1	7	7	1	77	76			18	37.94	43	12,958
	2	67	51	15			6	4		66	64			15	43.66	32	10,265
	3	55	34	17			5	2		51	50	1		16	54.50	20	11,300
	4	21	17	4			2			21	21			4	43.25	11	10,090
	5	20	12	6	1	1	1			18	18			7	35.00	9	14,055
	6	10	10				10			10	10					9	10,766
	7	13	13				12			13	13					11	11,000
	8	19	18			1	19			19	18					18	13,777
	9	3	3				3			3	3					1	
	10	2															
	11	7	3	4			7			7	6			3	48.33	2	
	12	8	6	1		1	8			7	7			1		5	10,080
	13	17	15	2			16			17	17			2		15	10,506
	14	10	8	2			9			10	10			2		7	8,214
	15	18	15	2		1	18			17	17			2		15	9,833
	16	17	15	2			17	3		17	17			2		13	8,692
	17	9	5	4			9			9	9			4	35.00	4	6,692
	18	6	6				6			6	6			6	57.50	2	9,375
	19	14	4	8			14	2		14	14			6	49.27	2	
	20	24	4	18		2	24	11	3	22	22	1	1	18		5	11,500
	21	10	7	3			10			10	10			2			
	22	31	30	1			31			31	29			1		30	10,106
	23	8	8				8			8	8			8		8	10,250
	24	12	8	4			12			12	11			4	70.25	7	9,142
	25	17	13	4			17	2		17	17			4	49.25	12	10,133
	26	5	4	1			5			5	5			4		3	6,033
	27	7	7				7			7	7			7		7	11,500
	28	4	3	1			4			4	4			1		3	11,500
	29	6	6				6			6	6					6	10,333
	30	7	4	2			7	4	1	7	7			2	35.73	3	8,628
	31	20	14	6			20	1	1	20	20			4	33.25	11	9,045
	32	35	19	16			35	6		35	35			14	51.21	10	8,150
	33	22	10	12			22	5		22	22			12	50.33	6	8,666
	34	8	6	2			8	1		8	8			2		5	7,220
	35	18	18				17	2	1	18	17			2		18	10,351
	36	49	45	4			49	4		49	49			3		31	11,854
	37	10	5	4			9	4		9	9			3	26.66	2	
	38	197	170	24	1	1	194	1		194	179			18	53.11	153	11,572
	39	61	53	8	2		61	1		61	61			7	65.14	48	11,097
	40	52	18	31		3	51	1		49	47			30	65.83	7	15,000
	41	17	16	1			17	7		17	17			1		15	12,966
	42	4	4				4			4	4			2		4	10,000
	43	8	5	3			8			8	6			2		2	
	44	23	19	4			23			23	23			2		18	12,416
	45	10	9	1			10			10	9			1		7	10,714
	46	26	19	5		2	24			24	23			4	35.75	18	7,944
	47	7	6	1			7			7	6			1		6	8,750
	48	23	18	5			23		1	23	22		1	5	56.20	16	8,468
	49	10	10				10			10	10			4	36.50	4	13,000
	50	37	6	4			38	1		38	37			1		34	12,573
	51	25	25			1	29	3	1	29	29			3	45.00	24	13,575
	52	5	4	1			5			5	5			1		3	13,333
	53	10	10				10			10	10					10	12,500
	54	34	33	1			33			34	34					34	13,250
	55	35	33	2			35			35	37			5	41.40	29	11,003
	56	44	17	6		1	42	2		41	37			5		11	12,090
	57	17	17				17	2		17	17			4	72.50	11	10,086
	58	27	27				32			32	32		1	5	32.00	23	10,086
	59	13	13				15			15	15			2		13	10,653
	60	1	4	1			5			5	5					4	13,375
	61	5	5				5			5	5						

<sup>1</sup>For renter—occupied dwelling units and vacant nonseasonal not dilapidated units, for rent.  
<sup>2</sup>For owner—occupied dwelling units and vacant nonseasonal not dilapidated units, for sale only.

SYRACUSE, NEW YORK, BY CENSUS TRACTS AND BLOCKS: 1950

PART 1 OF 4 PARTS

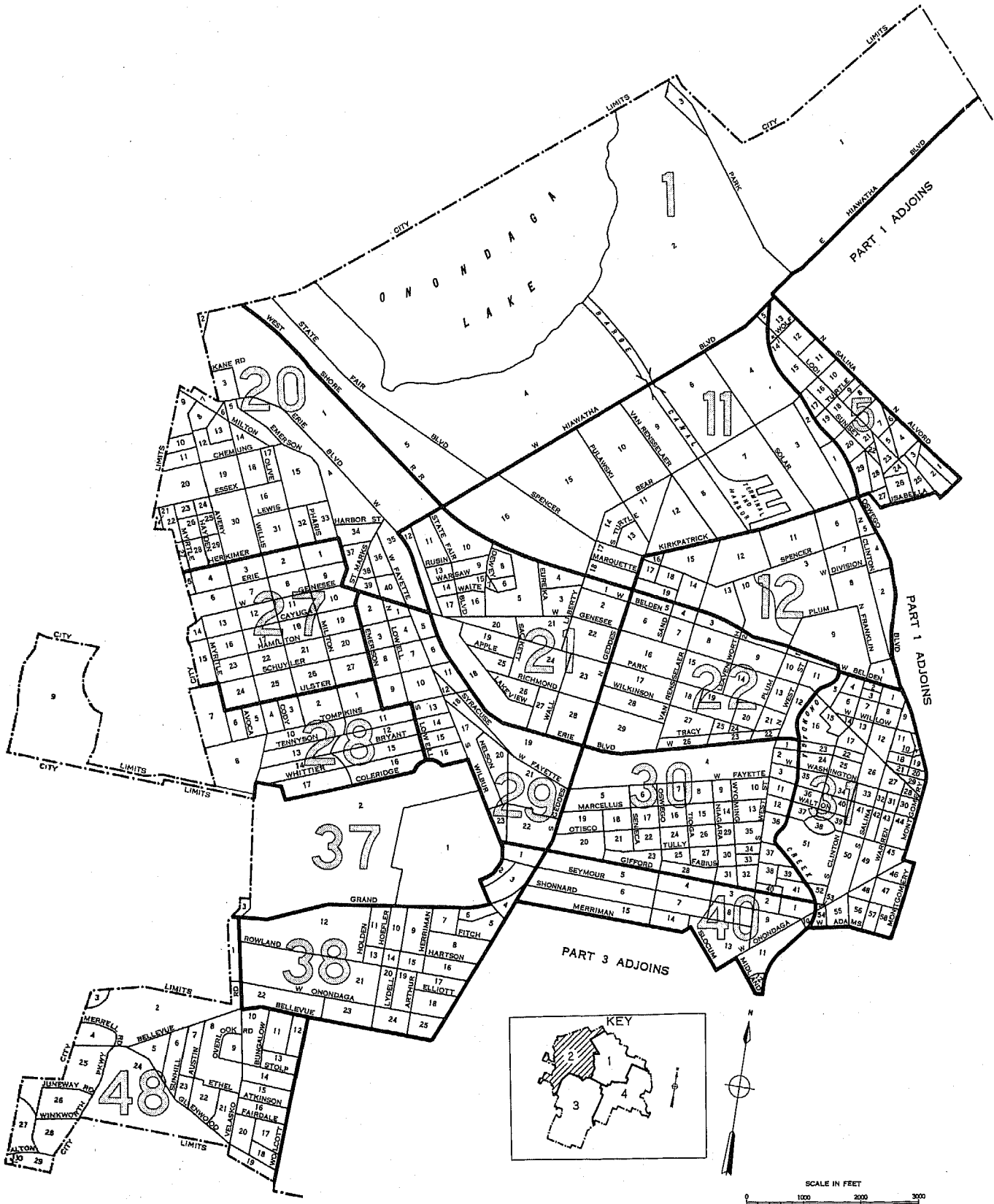


LEGEND

- BLOCK NUMBERS
- TRACT NUMBERS
- TRACT BOUNDARIES
- U.S. DEPARTMENT OF COMMERCE, BUREAU OF THE CENSUS

SYRACUSE, NEW YORK, BY CENSUS TRACTS AND BLOCKS: 1950

PART 2 OF 4 PARTS



LEGEND

BLOCK NUMBERS  
TRACT NUMBERS  
TRACT BOUNDARIES

U.S. DEPARTMENT OF COMMERCE, BUREAU OF THE CENSUS

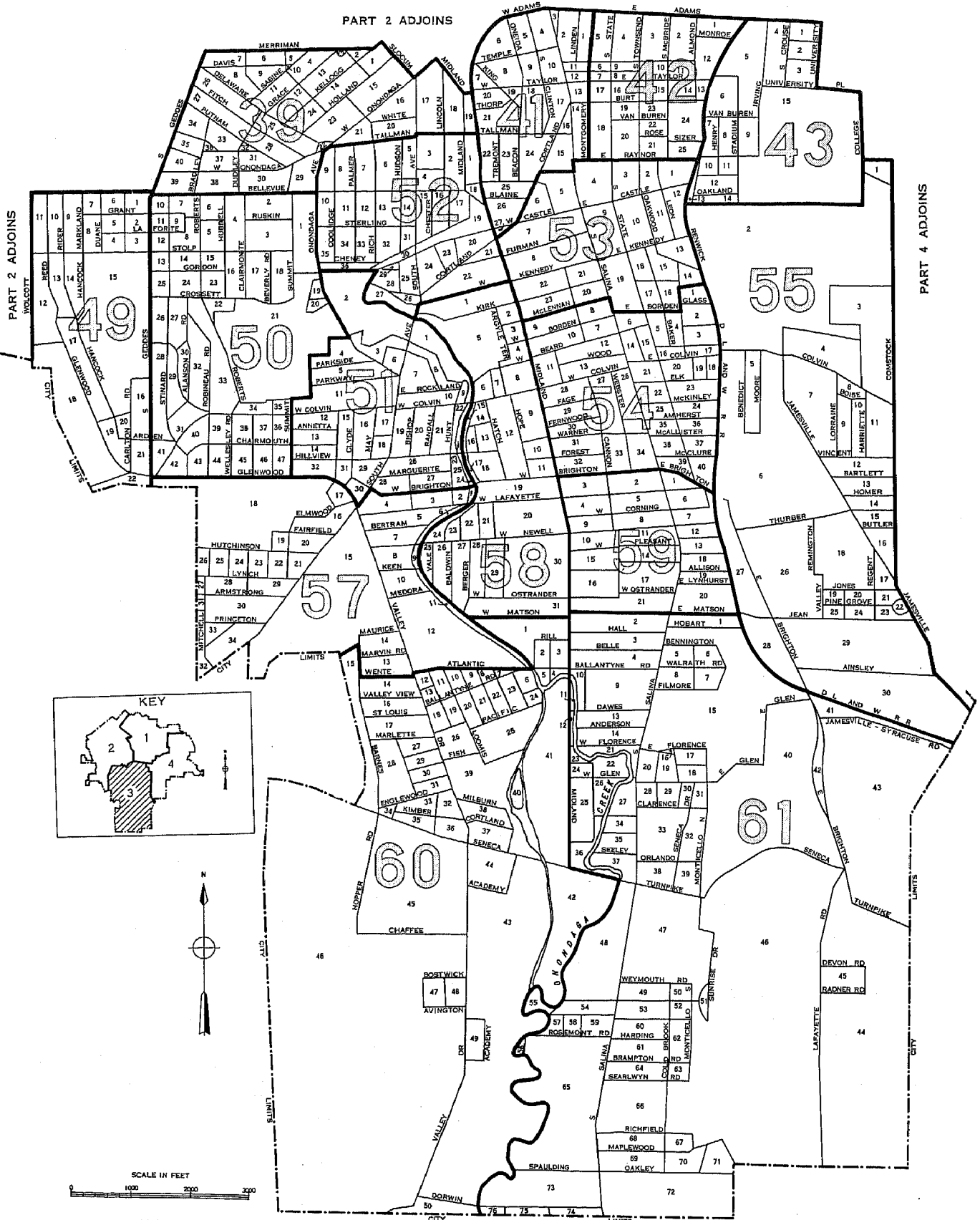
25  
2

SYRACUSE, NEW YORK, BY CENSUS TRACTS AND BLOCKS: 1950

PART 3 OF 4 PARTS

PART 1 ADJOINS

PART 2 ADJOINS



LEGEND

BLOCK NUMBERS 25

TRACT NUMBERS 2

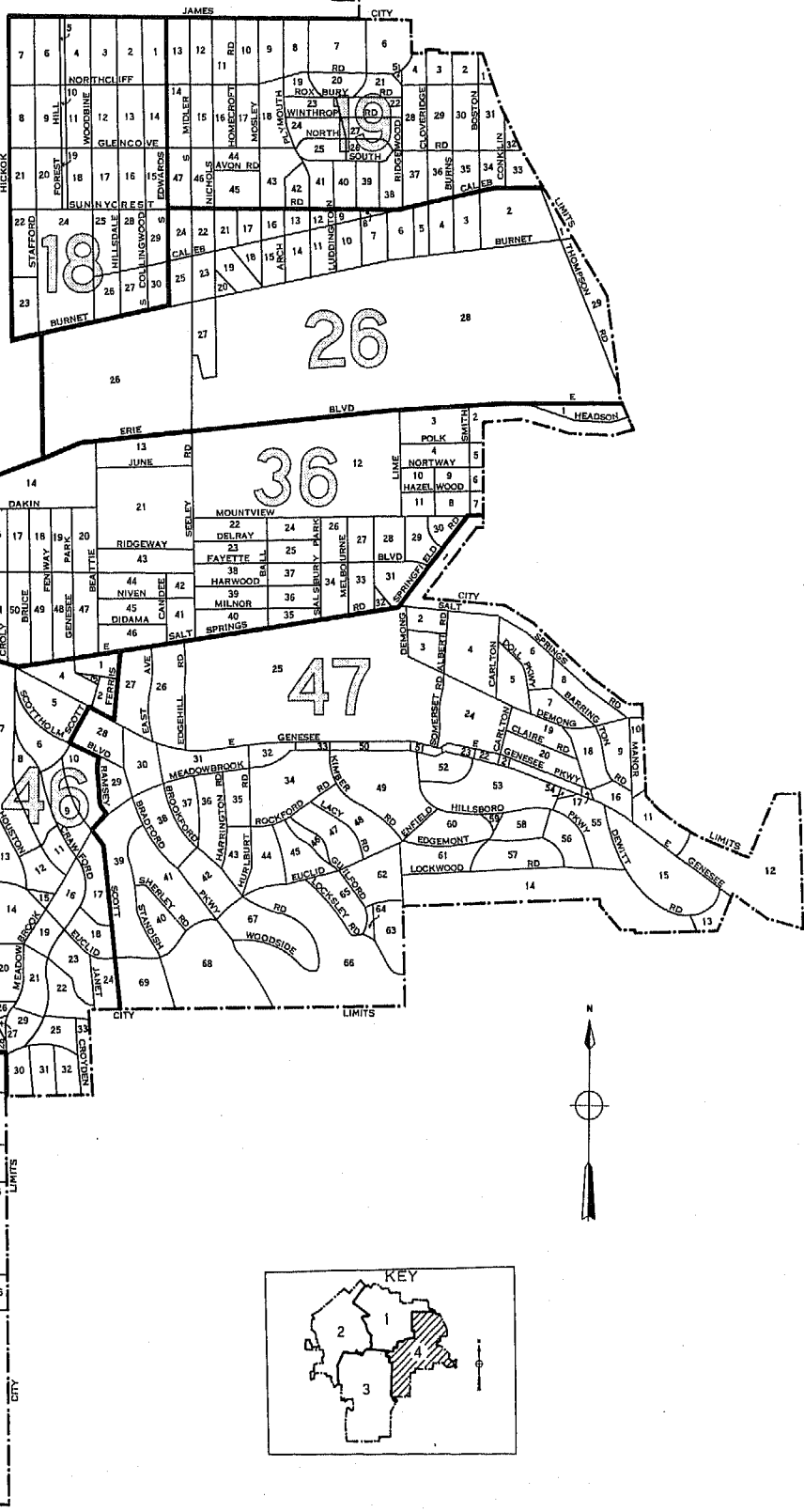
TRACT BOUNDARIES

U.S. DEPARTMENT OF COMMERCE, BUREAU OF THE CENSUS

SYRACUSE, NEW YORK. BY CENSUS TRACTS AND BLOCKS: 1950

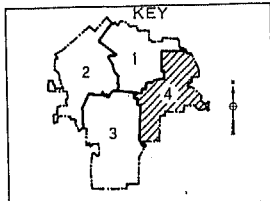
PART 4 OF 4 PARTS

PART 1 ADJOINS



PART 1 ADJOINS

PART 3 ADJOINS



LEGEND

BLOCK NUMBERS

TRACT NUMBERS

TRACT BOUNDARIES

U.S. DEPARTMENT OF COMMERCE, BUREAU OF THE CENSUS