


# 1950 UNITED STATES CENSUS OF HOUSING

U. S. DEPARTMENT OF COMMERCE • BUREAU OF THE CENSUS



**TACOMA, WASH.**

**BLOCK  
STATISTICS**

## U. S. CENSUS OF HOUSING: 1950

### Volume

- I General Characteristics
- II Nonfarm Housing Characteristics
- III Farm Housing Characteristics
- IV Residential Financing
- V Block Statistics

Housing statistics for census tracts are to be included in the Population reports on census tracts.

## U. S. CENSUS OF POPULATION: 1950

### Volume

- I Number of Inhabitants
- II Characteristics of the Population

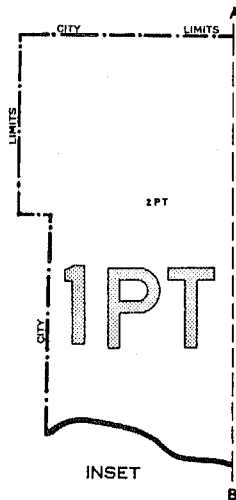
Succeeding volumes will cover the following subjects:

Census Tracts, Nativity and Parentage, Nonwhite Population by Race, Persons of Spanish Surname, Institutional Population, Differential Fertility, Labor Force Characteristics, Occupation, Industry, Income, Internal Migration, Education, Characteristics of Families and Households.

# CORRECTIONS

U. S. Bureau of the Census. U. S. Census of Housing: 1950.  
Volume V, Block Statistics,  
Part 191, Tacoma, Washington

Map part 1 - The inset labeled "1 PT" is incorrect.  
The correct inset is shown below:



LEGEND

BLOCK NUMBERS	25
TRACT NUMBERS	2
TRACT BOUNDARIES	

U.S. DEPARTMENT OF COMMERCE, BUREAU OF THE CENSUS

**UNITED STATES CENSUS of HOUSING : 1950**  
U. S. DEPARTMENT OF COMMERCE  
CHARLES SAWYER, Secretary

BUREAU OF THE CENSUS  
ROY V. PEEL, Director



**BLOCK STATISTICS**

**TACOMA  
WASHINGTON**


*Prepared under the supervision of  
Howard G. Brunzman, Chief  
Population and Housing Division*

1950 HOUSING CENSUS REPORT

VOLUME V, PART 191

UNITED STATES GOVERNMENT PRINTING OFFICE 1952

**BLOCKS • CENSUS TRACTS**







## BUREAU OF THE CENSUS

ROY V. PEEL, *Director*

A. ROSS ECKLER, *Deputy Director*  
HOWARD C. GRIEVES, *Assistant Director*  
CONRAD TAEUBER, *Assistant Director*  
MORRIS H. HANSEN, *Assistant Director for Statistical Standards*  
ROBERT Y. PHILLIPS, *Assistant Director for Operations*  
CALVERT L. DEDRICK, *Coordinator, International Statistics*  
FRANK R. WILSON, *Information Assistant to the Director*

### Population and Housing Division—

HOWARD G. BRUNSMAN, *Chief*  
WAYNE F. DAUGHERTY, *Assistant Chief for Housing*  
ROBERT B. VOIGHT, *Assistant Chief for Operations*  
HENRY S. SHRYOCK, Jr., *Assistant Chief for Population*  
EDWIN D. GOLDFIELD, *Program Coordinator*

Quality and Equipment Statistics—Robert C. Hamer, *Chief*  
Inventory Statistics—Carl A. S. Coan, *Chief*  
Developmental Programs—J. Hugh Rose, *Chief*  
Residential Financing—Junia H. Honnold, *Chief*  
Territories and Possessions—Joel Williams, *Chief*  
Statistical Sampling—Joseph Steinberg, *Chief*  
Statistical Procedure—Morton A. Meyer, *Chief*  
Processing Operations—Milton D. Lieberman, *Chief*

Administrative Service Division—WALTER L. KEHRER, *Chief*  
Agriculture Division—RAY HURLEY, *Chief*  
Budget Officer—CHARLES H. ALEXANDER  
Business Division—HARVEY KAILIN, *Acting Chief*  
Field Division—LOWELL T. GALT, *Chief*  
Foreign Trade Division—J. EDWARD ELY, *Chief*  
Geography Division—CLARENCE E. BATSCHLET, *Chief*  
Governments Division—ALLEN D. MANVEL, *Chief*  
Industry Division—MAXWELL R. CONKLIN, *Chief*  
Machine Tabulation Division—C. F. VAN AKEN, *Chief*  
Personnel Division—HELEN D. ALMON, *Chief*

### SUGGESTED IDENTIFICATION

U. S. Bureau of the Census. *U. S. Census of Housing: 1950. Vol. V, Block Statistics, Part 191.*  
U. S. Government Printing Office, Washington, D. C., 1952

For sale by the Superintendent of Documents, U. S. Government Printing Office, Washington 25, D. C.,  
or any of the Field Offices of the Department of Commerce — Price 30 cents

## PREFACE

This report presents statistics on characteristics of dwelling units by blocks for the city. The tabulations are based on data from the 1950 Census of Housing, taken as of April 1, 1950. Authorization for the 1950 Census of Housing as part of the Seventeenth Decennial Census was provided by the Housing Act of 1949, approved July 15, 1949.

The major portion of the information compiled from the 1950 Census of Housing appears in Volume I, *General Characteristics*; Volume II, *Nonfarm Housing Characteristics*; Volume III, *Farm Housing Characteristics*; Volume IV, *Residential Financing*; and Volume V, *Block Statistics*. Volume V consists of separate reports, issued as bulletins for each of the 209 cities which in 1940 or in a subsequent census had a population of 50,000 or more. These reports will not be bound into a single publication.

The subjects covered in both the 1950 and 1940 reports on characteristics of dwelling units by blocks are substantially similar.

This report was prepared under the direction of Howard G. Brunzman, Chief, Population and Housing Division, and Wayne F. Daugherty, Assistant Chief for Housing. Robert C. Hamer, Chief, Quality and Equipment Statistics Section, was in charge of coordinating the content and the format of the report with assistance from Carl A. S. Coan, Chief, Inventory Statistics Section; Floyd D. McNaughton, Chief, Equipment and Facilities Unit; Beulah Washabaugh, Chief, Tenure and Vacancy Unit; and Walter A. Hines. The compilation of the statistics was under the supervision of Robert B. Voight, Assistant Chief for Operations.

The collection of the information on which these statistics are based was under the supervision of Lowell T. Galt, Chief, Field Division. The geographic work, including the assignment of all block numbers and the preparation of maps, was under the supervision of Clarence E. Batschelet, Chief, Geography Division. The data were tabulated under the supervision of C. F. Van Aken, Chief, Machine Tabulation Division.

March 1952.

# TACOMA, WASH.

## CONTENTS

### INTRODUCTION

	Page		Page
General.....	1	Definitions and explanations—Continued	
Related reports.....	1	Condition and plumbing facilities.....	2
Census tracts.....	1	Persons per room.....	2
Use of data.....	1	Color of occupants.....	2
Comparability with 1940 Housing Census data.....	1	Contract monthly rent.....	2
Definitions and explanations.....	1	Value of one-dwelling-unit structures.....	2
Dwelling unit.....	1	Number reporting.....	2
Occupancy and tenure.....	2	Block identification.....	2

### TABLES

	Page
Table 1.—Characteristics of housing for the city: 1950.....	3
Table 2.—Characteristics of housing by census tracts: 1950.....	3
Table 3.—Characteristics of housing for census tracts, by blocks: 1950.....	4

Map of city, by blocks, appears following last page of tables.

# BLOCK STATISTICS

## INTRODUCTION

### GENERAL

Volume V of the Reports on Housing consists of a separate report for each of the 209 cities which in 1940, or in a subsequent census prior to 1950, had a population of 50,000 or more. Each report presents for the city, by blocks, tabulations for a limited number of subjects obtained in the Census of Housing. The subjects in these reports are similar to those in the block statistics supplements to Volume I of the reports of the 1940 Census of Housing. The subjects in this report present the number of dwelling units classified by occupancy and tenure, condition and plumbing facilities, persons per room, color of occupants, average contract monthly rent of renter-occupied and selected vacant units, and the average value of one-dwelling-unit owner-occupied and selected vacant structures. In table 1, the statistics for these subjects are summarized for the city. Table 2 contains the statistics for census tracts. In table 3, the data are presented by blocks within census tracts. Maps identifying the location of each block and the census tract boundaries are a part of this report.

**Related reports.**—Related statistics for this city are contained in the Reports on Housing, Volume I, *General Characteristics*; and in the Reports on Population, Volume I, *Number of Inhabitants*, and Volume II, *Characteristics of the Population*.

The Reports on Housing for each State in Volume I present data on the characteristics of dwelling units for the State by residence (urban, rural nonfarm, and rural farm), for standard metropolitan areas, urbanized areas, counties, for urban places, places of 1,000 to 2,500 inhabitants, and rural-nonfarm and rural-farm dwelling units for each county. Each report includes the following subjects: occupancy, tenure, race of occupants, type of structure, year built, condition and plumbing facilities, water supply, toilet and bathing facilities, number of rooms, number of persons, persons per room, electric lighting, heating equipment, heating and cooking fuels, refrigeration equipment, kitchen sink, radio, television, and, for nonfarm units, the contract monthly rent, gross monthly rent, and value of one-dwelling-unit structures.

Volume I of the Reports on Population shows the 1950 population of each county and of each minor civil division within the county. It also contains figures for each incorporated place, for each unincorporated place with 1,000 or more inhabitants, and for incorporated places of 5,000 or more by wards. A special series of tables presents data for each urbanized area giving the incorporated places and portions of minor civil divisions within it.

Volume II of the 1950 Population Reports contains statistics on the general characteristics of the population. Chapter A of this volume repeats the figures on number of inhabitants as shown in Volume I; Chapter B presents demographic, economic, and social characteristics of the population; and Chapter C gives more detailed cross-classifications for States and large cities and standard metropolitan areas.

**Census tracts.**—Census tracts are small areas into which certain large cities have been subdivided for statistical and local administrative purposes. In most cases the tracts are permanently established, so that comparison may be made from census to census. The boundaries of tracts are established so as to include approximately equal numbers of inhabitants or equal areas; and each tract is designed to represent an area that is fairly

homogeneous in population characteristics. Although the tracted areas of some cities extend into the suburbs, the data shown in this report are restricted to the tracts within the corporate limits of the city.

**Use of data.**—The tabulation of housing characteristics for areas as small as city blocks provides descriptive material of considerable value for technical studies of housing in the city. The statistics will be useful in compiling totals for special types of areas that may be defined to meet the requirements of individual investigators. Users of the data should bear in mind that in practically all cases the data for a given block represent the work of only one enumerator. Consequently, housing characteristics for blocks are subject to a wider margin of error than is to be expected in the figures for tracts or wards which represent returns made by a number of enumerators. Misinterpretation of instructions by one enumerator may cause a significant bias in the statistics for a block even though it may have a negligible effect upon the figures for larger areas. In particular, the enumeration of "condition" depended to a considerable extent upon the judgment of the individual enumerator. Also, failure to indicate the correct block number for a significant number of dwelling units may introduce errors into the block data.

**Comparability with 1940 Housing Census data.**—In the 1940 Census of Housing, reports entitled "Block Statistics" were issued as supplements to the first series of Housing bulletins. These supplements consisted of separate reports for each of the 191 cities which had 50,000 inhabitants or more in 1930.

In the 1950 reports, the block numbers used are different, in most cases, from those used in the 1940 reports. Therefore, to compare 1940 and 1950 data for a given block, it is necessary to locate the block on the maps to obtain the corresponding 1940 and 1950 block numbers.

The subjects in both the 1940 and 1950 reports are substantially similar. However, data on number of structures, year built, and mortgage status have been omitted from the 1950 report. Furthermore, in the 1940 reports average contract or estimated monthly rent was reported for all dwelling units while in 1950 average contract monthly rent is reported for some, and average value for other, dwelling units.

### DEFINITIONS AND EXPLANATIONS

More detailed and complete definitions are presented in Volume I of the Housing Reports.

**Dwelling unit.**—In general, a dwelling unit is a group of rooms or a single room, occupied or intended for occupancy as separate living quarters, by a family or other group of persons living together or by a person living alone.

A group of rooms, occupied or intended for occupancy as separate living quarters, is a dwelling unit if it has separate cooking equipment or a separate entrance. A single room, occupied or intended for occupancy as separate living quarters, is a dwelling unit if it has separate cooking equipment or if it constitutes the only living quarters in the structure. Also, each apartment in a regular apartment house is a dwelling unit even though it may not have separate cooking equipment. Excluded from the dwelling unit count are large rooming houses, institutions, dormitories, and transient hotels and tourists courts.

In the 1940 Census, a dwelling unit was defined as the living quarters occupied or intended for occupancy by one household.

A household consisted of a family or other group of persons living together with common housekeeping arrangements, or a person living entirely alone. However, the enumerator was not explicitly instructed to define rooms as dwelling units on the basis of cooking equipment or separate entrance.

The number of dwelling units in the 1950 Census may be regarded as comparable with the number of dwelling units in the 1940 Census. Some living quarters may have been classified as separate dwelling units in the one census and not in the other. Further, in the 1950 Census, living quarters with five or more lodgers were not tabulated as dwelling units; generally, such quarters were included in the 1940 dwelling unit count. However, the net effect of these changes is probably small.

**Occupancy and tenure.**—Dwelling units are classified by occupancy and tenure into four groups: owner-occupied; renter-occupied; vacant nonseasonal not dilapidated, for rent or sale; and other vacant and nonresident. A dwelling unit is classified as owner-occupied if it was owned wholly or in part by the head of the household or by some related member of his family living in the dwelling unit. All other occupied units are classified as renter-occupied whether or not cash rent was actually paid for living quarters. Rent-free units and living accommodations received in payment for services performed are thus included with the renter-occupied units.

A dwelling unit is considered vacant if no persons are living in it at the time of enumeration. New units not yet occupied were enumerated as vacant dwelling units if construction had proceeded to the extent that all the exterior windows and doors were installed and final usable floors were in place. The classification "Vacant nonseasonal not dilapidated, for rent or sale" is descriptive of the vacant dwelling units reported in this classification. "Other vacant and nonresident" units include all dilapidated and seasonal vacant units as well as the not dilapidated units which were not for rent or sale.

Because of changes in enumeration procedures, the counts of total vacant units in 1940 and 1950 are not strictly comparable. In 1940, vacant units were enumerated if they were habitable; units uninhabitable and beyond repair were excluded from the enumeration. In 1950, units were included regardless of condition if they were intended for occupancy as living quarters. Therefore, no comparison should be made between the data on "vacant nonseasonal not dilapidated, for rent or sale" units from the 1950 Census and data in the 1940 Census reports.

In both censuses, dwelling units occupied entirely by non-residents were included with vacant units not for rent or sale. Trailers, tents, houseboats, and railroad cars which were vacant were excluded from the dwelling unit inventory in both 1950 and 1940.

**Condition and plumbing facilities.**—Data on condition of a dwelling unit are shown in combination with data for selected plumbing facilities and are, therefore, limited to units for which both condition and plumbing facilities are reported. Plumbing facilities include water supply, toilet facilities, and bathing facilities.

The category "with private bath" includes those dwelling units reported with both a flush toilet and a bathtub or shower inside the structure for the exclusive use of the occupants of the unit. The category "no private bath" includes those dwelling units not having private flush toilet or not having private bathing facilities. The "no running water" category includes units with only piped running water outside the structure or with only other sources such as a hand pump.

A dwelling unit is "dilapidated" when it is run-down or neglected, or is of inadequate original construction, so that it does not provide adequate shelter or protection against the elements or it endangers the safety of the occupants.

**Persons per room.**—The number of persons per room has been computed for each occupied dwelling unit by dividing the number

of persons in the dwelling unit by the number of rooms in the dwelling unit. All persons enumerated in the Population Census as members of the household (including lodgers, servants, and other nonrelated persons) are counted in determining the number of persons that occupy the dwelling unit. The number of rooms in the dwelling unit includes all rooms available for living quarters throughout the year. Not counted as rooms are bath-rooms, closets, pantries, halls, screened porches, and unfinished rooms in the basement and attic.

**Color of occupants.**—Occupied dwelling units are classified by color of head of household according to the definition used in the 1950 Census of Population. The group designated as "non-white" consists of Negroes, Indians, Japanese, Chinese, and other nonwhite races. Persons who are not definitely Indian or of other nonwhite race are classified as white.

**Contract monthly rent.**—Contract monthly rent is the rent, at the time of enumeration, contracted for by the renter regardless of whether it includes furniture, heating fuel, electricity, cooking fuel, water, or personal services.

Monthly rent for vacant dwelling units is the amount asked for the dwelling unit at the time of enumeration. The average monthly rent relates to renter-occupied dwelling units and vacant nonseasonal not dilapidated units for rent. Dwelling units which are occupied "rent-free" are not included with the units reporting rent.

**Value of one-dwelling-unit structures.**—Average value is shown for owner-occupied dwelling units and vacant nonseasonal not dilapidated units which are for sale only. Value is shown only if the unit is in a one-dwelling-unit structure without business and if it is the only dwelling unit included in the property. The value represents the amount for which the owner estimates that the property, including such land as belongs with it, would sell under ordinary conditions and not at a forced sale. For vacant units, value is the sale price asked by the owner.

**Number reporting.**—Occupancy and tenure are reported for all dwelling units, and color of occupants is reported for all occupied units. The corresponding distributions for these subjects in table 1 are based on all dwelling units and on occupied units, respectively. For all other subjects, the distributions are based on the units for which the specific characteristics are reported, that is, the "Number reporting."

The number of dwelling units for which the enumerator obtained no report on a particular item is shown for the city totals only; however, the number "not reported" can easily be derived for each area in tables 2 and 3 by subtracting the number reporting from the total number of dwelling units (or total occupied).

**Block identification.**—A map or series of maps is included in this report showing block numbers for each block, number and letter designations for tracts, and the names of principal streets.

Blocks are identified by serial numbers, a separate series of numbers being used for each tract. Thus, the location of each block for which data are presented in table 3 may be determined by referring to the tract and block number shown on the map. Similarly, data for a specific block may be located in the table by reference to the map for identification numbers of the tract and block.

If no dwelling units are reported for a block, the block number is not listed in table 3, although it is shown on the map. Dwelling units for which the block number was not reported are indicated in the table by the symbol "NR." Detailed data are not shown for such dwelling units, nor for blocks containing fewer than three dwelling units. Average monthly rent is not shown when the monthly rent was reported for fewer than three dwelling units. Average value is not shown when the value of one-dwelling-unit properties was reported for fewer than three dwelling units. All dwelling units are included, however, in the statistics for the city and for each tract.

Table 1.—CHARACTERISTICS OF HOUSING FOR THE CITY: 1950

Subject	Number	Percent	Subject	Number	Percent
<b>OCCUPANCY AND TENURE</b>			<b>PERSONS PER ROOM</b>		
All dwelling units.....	50,112	100.0	Occupied dwelling units.....	47,954	...
Owner occupied.....	30,863	61.6	Number reporting.....	47,164	100.0
Renter occupied.....	17,091	34.1	1.50 or less.....	46,181	97.9
Vacant nonseasonal not dilapidated, for rent or sale.....	1,103	2.2	1.51 or more.....	983	2.1
Other vacant and nonresident.....	1,055	2.1	Not reported.....	790	...
<b>CONDITION AND PLUMBING FACILITIES</b>			<b>CONTRACT MONTHLY RENT</b>		
All dwelling units.....	50,112	...	Renter-occupied, and vacant nonseasonal not dilapidated units, for rent—Number reporting.....	16,435	...
Number reporting.....	48,969	100.0	Total contract monthly rent..... dollars..	587,925	...
With private bath, not dilapidated.....	41,987	85.7	Average monthly rent..... dollars..	35.77	...
No private bath, with running water, not dilapidated.....	4,333	8.8	<b>VALUE OF ONE-DWELLING-UNIT STRUCTURES</b>		
No running water or dilapidated.....	2,649	5.4	Owner-occupied <sup>1</sup> and vacant nonseasonal not dilapidated units, for sale only—Number reporting.....	27,428	...
Condition or plumbing facilities not reported.....	1,143	...	Total value or sale price..... dollars..	206,902,700	...
No private bath or dilapidated.....	6,982	14.3	Average value..... dollars..	7,543	...
<b>COLOR OF OCCUPANTS</b>					
Occupied dwelling units.....	47,954	100.0			
White.....	46,821	97.6			
Nonwhite.....	1,133	2.4			

<sup>1</sup>Restricted to 1-dwelling-unit properties.

Table 2.—CHARACTERISTICS OF HOUSING BY CENSUS TRACTS: 1950

Census tract	All dwelling units by occupancy and tenure					All dwelling units by condition and plumbing facilities			Occupied dwelling units			Contract monthly rent <sup>1</sup>		Value <sup>2</sup> of one-dwelling-unit structures		
	Total	Owner occupied	Renter occupied	Vacant nonseasonal not dilap., for rent or sale	Other vacant and nonresident	Number reporting	No private bath or dilap.	No running water or dilap.	Total	Persons per room	Occupied by nonwhite	Number reporting	Average monthly rent (dollars)	Number reporting	Average value (dollars)	
TOTAL	50112	30863	17091	1103	1055	48969	6982	2649	47954	47164	983	1133	16435	35.77	27428	7,543
1	267	212	33	8	14	261	96	75	245	243	10	1	29	30.41	190	5,448
2	537	320	179	14	24	529	333	267	499	492	27	26	160	42.71	268	3,187
3	659	483	113	9	54	654	90	39	596	595	12	2	101	32.90	450	6,417
4	1349	1173	145	14	17	1337	150	2	1318	1303	5	5	127	49.97	1082	10,049
5	1718	1293	379	21	25	1697	80	23	1672	1647	10	3	353	43.28	1173	11,079
6	2363	1260	1017	59	27	2290	202	37	2277	2215	19	3	993	44.33	1004	11,658
7	2274	1778	427	40	39	2240	73	18	2205	2175	10	1	403	46.48	1588	9,265
8	1790	1575	160	39	16	1761	45	7	1735	1706	9	5	140	47.61	1502	9,279
9	500	416	55	19	10	498	19	14	471	470	6	1	46	40.41	400	7,548
10	742	606	103	15	18	698	27	14	709	684	9	1	83	47.10	577	9,668
11	1321	1128	153	16	24	1303	50	34	1281	1270	13	11	131	43.38	1073	6,777
12	1920	1479	392	20	29	1885	156	73	1871	1827	23	14	371	39.33	1345	7,990
13	2108	1247	795	31	35	2079	286	23	2042	2010	20	44	749	37.35	966	7,194
14	2961	554	2227	126	54	2911	1234	221	2781	2741	100	129	2216	30.55	324	5,621
15	3071	362	2613	68	68	3022	733	74	2975	2916	61	7	2545	41.70	144	11,397
16	2838	183	2355	113	187	2747	1814	80	2538	2480	156	238	2383	26.63	69	4,481
17	1969	1324	569	28	48	1921	197	85	1893	1874	36	158	539	32.25	1162	5,880
18	970	751	195	17	7	962	66	14	946	940	13	5	191	40.73	672	6,622
19	1118	771	297	13	37	1088	120	55	1068	1052	27	17	264	36.79	674	6,659
20	1597	1210	348	15	24	1554	109	64	1558	1524	24	8	319	35.54	1104	6,038
21	998	788	180	11	19	922	63	30	968	949	29	34	149	33.84	726	5,540
22	1787	15	1508	188	76	1719	19	15	1523	1490	78	346	1544	26.56	818	6,195
23	1011	873	114	16	8	989	43	21	987	971	17	7	90	38.45	818	6,195
24	1970	1707	235	10	18	1935	41	22	1942	1929	17	1	211	45.47	1596	8,315
25	2345	1840	438	43	24	2326	95	28	2278	2242	18	12	427	41.07	1646	6,935
26	995	501	470	6	18	976	59	11	971	957	21	20	455	33.79	467	3,845
27	1023	555	414	31	23	971	267	118	969	940	41	10	411	36.67	410	3,006
28	880	717	136	14	13	849	99	59	853	834	33	2	112	36.19	668	3,561
29	1764	1367	352	23	22	1723	102	34	1719	1694	27	9	310	42.85	1247	6,085
30	837	684	105	11	37	823	88	52	789	777	22	4	85	42.32	624	6,200
31	947	787	138	5	17	928	53	28	925	905	18	2	122	38.71	726	6,863
32	1290	1111	146	19	14	1264	94	62	1257	1248	14	3	132	45.75	1053	8,013
33	585	485	80	10	10	564	57	29	565	559	19	2	65	39.01	462	5,836
34	933	765	121	17	30	896	77	45	886	868	16	4	91	41.31	706	6,230
35	675	543	99	14	19	647	80	50	642	637	23	3	88	36.20	512	5,940

<sup>1</sup>For renter - occupied dwelling units and vacant nonseasonal not dilapidated units, for rent.  
<sup>2</sup>For owner - occupied dwelling units and vacant nonseasonal not dilapidated units, for sale only.

## HOUSING—BLOCK STATISTICS

Table 3.—CHARACTERISTICS OF HOUSING FOR CENSUS TRACTS, BY BLOCKS: 1950

[Detailed statistics not shown for blocks containing fewer than 3 dwelling units, nor for dwelling units not allocated by blocks (designated by NR)]

Census tract	Block	All dwelling units by occupancy and tenure					All dwelling units by condition and plumbing facilities			Occupied dwelling units			Contract monthly rent <sup>1</sup>		Value of one-dwelling-unit structures		
		Total	Owner occupied	Renter occupied	Vacant non-seasonal not dilap., for rent or sale	Other vacant and non-resident	Number reporting	No private bath or dilap.	No running water or dilap.	Total	Persons per room		Occupied by non-white	Number reporting	Average monthly rent (dollars)	Number reporting	Average value (dollars)
											Number reporting	1.51 or more					
1	2	104	85	10	5	4	102	41	26	95	93	6		8	31.00	71	51.43
	3	56	41	11	2	2	56	17	14	52	52	1	13	31.30	37	57.02	
	5	13	12	1			13	6	5	13	13				10	54.50	
	6	10	8	1		1	8	1	1	9	9			1	8	53.12	
	7	3	3			1	3	3		2	2			2	2	2	51.80
	8	8	5	2	1		8	1	1	7	7			2	5	3	41.66
	9	4	3	1			4	4		4	4			1	3	5	62.60
	10	7	5	2		5	6	2	2	7	7	1	1	1	38	4,984	8,363
	11	49	40	4			48	26	24	44	44			1	11		
	12	13	11	1			13	2	2	12	12	1	1	1			
2	1	151	121	18	1	11	150	92	90	139	139	5	2	13	36.07	112	2,616
	2	54	5	46	2	1	54	4	4	51	51			48	73.41	5	1,860
	3	12	8	3		1	12	10	9	11	10			2		8	1,662
	6	1					1										
	9	12	6	6			11	7	6	12	12	1		4	21.25	5	3,220
	10	4	2	2			4			4	4			2		2	
	15	5	1	4			5			5	5	1		2		1	
	18	2					2										
	19	2					2										
	30	1					1										
	46	41	31	9			41	39	39	40	40	5		4	21.25	31	3,696
	47	30	28	2			30	30	30	30	30	1	2		28	3,217	
	48	1					1										
	53	7	2	2		3	7	6	6	4	4				2		
	56	1					1										
	61	2					2										
	62	1					1										
	63	5	1	2		2	5	5	5	3	3		3	2		1	
	64	2	2	2			4	4	4	4	4	1	2	2		2	
	65	4	2	2			4	4	4	4	4						
	66	3	2	1			3	3	3	3	3	1	3	1		2	3,200
	69	5	3	2			5	5	5	5	5	1		1		3	
	70	6	4			2	6	4	4	4	4					2	
	71	1					1										
	74	2					2										
	75	6	5	1			6	6	6	6	6		1			5	2,560
	76	2					2										
	77	1					1										
	90	1					1										
	103	1					1										
	114	17	7	7	2	1	17	14	5	14	14	1		9	19.66		
	118	11	8	3			10	10		11	10			8		8	4,937
	119	13	11	2			12	11	11	13	13			2		11	5,227
	123	7	7		1		7	7		9	8					1	
	124	14	10	4			14	13	2	14	14		2	3	27.62		
	125	19	1	13	4	1	19	1	1	14	14			17	30.33		
	128	5	1				5			5	5				57.00		
	133	1					1			1	1			1	12.21		
	134	16	3	14	1		16	16		15	14			14	12.21	3	11,666
	137	7	3	4			7	4		7	7		1	3	33.33		
	138	7	1	5	1		7	3		6	6			6	32.66	1	
	139	26	18	7	1		26	18	1	25	25	3		8	36.00	1	
	145	4	4				4	3		4	4					4	3,075
	146	7	6	1			7	3		7	7			1		6	3,716
	147	4	2	2			4	3		4	4			2		2	
	148	13	10	3			11	2	2	13	11			2		9	3,444
3	1	15	7	8			15	5		15	15			3	31.33		
	2	101	39	10	2	50	99	60	34	49	48	2		9	14.66	36	1,794
	3	2					2										
	4	17	15	1			17	1		16	16	1		1		15	12,433
	5	10	8				10			10	10		1	2		8	71.85
	6	15	13	2			15			15	15			3		13	8,423
	7	6					6			9	9				6		14,000
	8	2	4				4			4	4					4	4,125
	9	4					4		2	2	2				4		3,750
	10	10	10				10			10	10				8		
	11	20	18	1			20			19	19			1		18	5,388
	12	3	1	2			3			3	3			2		1	
	13	1					1										
	14	6	5	1			6			6	6				5		4,000
	15	1					1								11		6,363
	16	13	11	2	1		12			12	12	1		2		10	4,940
	17	17	13	4			17			17	17			3	18.33	12	6,291
	18	11	12	1			11	2		13	13				11		4,745
	19	13	12	1			13			13	13				12		61,285
	20	6	6				6			6	6		1	1		6	4,900
	21	6	5	1			6	1	1	6	6			1		5	4,100
	22	9	7	2			9			9	9			2		7	4,714
	23	3	4	2			3			6	6		1	2		3	14,333
	24	6	3				6			6	6					3	17,666
	25	1					1									3	
	26	4	4				4			4	4					3	3,275
	27	7	4	1	2		7	1		5	5			2		3	4,566

<sup>1</sup>For renter-occupied dwelling units and vacant nonseasonal not dilapidated units, for rent.<sup>2</sup>For owner-occupied dwelling units and vacant nonseasonal not dilapidated units, for sale only.

Table 3.—CHARACTERISTICS OF HOUSING FOR CENSUS TRACTS, BY BLOCKS: 1950—Con.

Census tract	Block	All dwelling units by occupancy and tenure					All dwelling units by condition and plumbing facilities			Occupied dwelling units			Contract monthly rent <sup>1</sup>		Value <sup>2</sup> of one-dwelling-unit structures	
		Total	Owner occupied	Renter occupied	Vacant non-seasonal not dilap., for rent or sale	Other vacant and non-resident	Number reporting	No private bath or dilap.	No running water or dilap.	Total	Persons per room		Number reporting	Average monthly rent (dollars)	Number reporting	Average value (dollars)
											Number reporting	1.51 or more				
3	28	13	10	1	2	13			11	11	1			10	6,460	
	29	13	10	3		13			13	13		1	47.00	10	6,790	
	30	10	9	1		10	2		10	10	1			8	5,825	
	31	8	7	1		8			8	8		1		7	5,714	
	32	11	6	5		11			11	11		1	25.20	6	3,866	
	33	21	17	4		21	1		21	21		4	21.25	15	4,880	
	34	2														
	35	12	8	4		11	2		12	12		3	40.00	7	9,171	
	36	1														
	37	10	4	6		10	2		10	10		5	30.40	3	7,600	
	39	5	4			4	1	1	4	4				4	4,000	
	40	9	3		1	9			9	9				9	10,055	
	41	6	3	3		6			6	6	1	2		2	6,583	
	42	6	6			6			6	6		2		6	5,633	
	43	10	8	2		10	1		10	10	1			3	4,333	
	44	6	5	1		6			6	6		1		14	5,800	
	45	18	15	2	1	18			17	17		2		13	5,384	
	46	16	13	3		16	1		16	16		3	28.66	4	6,050	
	48	6	5	1		6			6	6		1		4	4,700	
	49	4	4			4			4	4						
	50	7	5	1	1	7			6	6		1		5	4,600	
	51	24	15	9		24	3		24	24		2	30.33	14	5,514	
	52	13	11	2		13			13	13		2		11	6,045	
	53	6	6			6			6	6				6	4,500	
	54	1												4	6,875	
	55	6	4	2		6			6	6		1		2	5,975	
	58	3	2			3			3	3				16	5,850	
	60	18	16	2		18			18	18		1		18	7,875	
	61	14	13	1		14			14	14		2		8	8,437	
	62	11	9	2		11			11	11		2		8	7,437	
	63	9	8	1		9			9	9		1		8	10,571	
	64	9	9			9			9	9		2		7	16,600	
	65	10	7	2	1	9			9	9		5	40.80	10		
	66	16	11	5		16			16	16						
4	3	2												7	14,071	
	5	2												11	7,054	
	6	10	9	1		10			10	10		1		11	7,727	
	7	12	11	1		12			12	12				6	6,416	
	8	13	13			13			13	13				6	5,416	
	9	7	7			7			7	7		2		7	4,900	
	10	10	7	3		9			10	10		1		9	6,522	
	11	9	8	1		9			10	10				9	5,744	
	12	10	10			10			10	10				7	7,714	
	13	11	11			11			11	11		2		4	7,750	
	14	10	8	2		10		1	10	10		2		4	10,000	
	15	8	7			8			7	7				5	11,100	
	16	8	6	2		8			8	8		3	53.66	5	10,800	
	17	5	5			5			5	5				8	9,262	
	19	10	7	3		10			10	10		6	42.83	5	6,640	
	20	12	10	1	1	12			11	11		2		3	5,833	
	21	12	6	4	2	12			10	10		1		8	5,875	
	22	10	6	4		10		1	10	10		2		11	5,963	
	23	11	8	2	1	11		2	10	10		1		7	6,542	
	24	16	15	1		16			16	16				2	7,600	
	25	11	8	1	2	11		1	9	9		7	34.14	3	5,416	
	26	4	3			4			3	3				6	6,614	
	27	3	3			3			3	3		4	37.00	7	9,625	
	28	14	7	7		14			14	14		5	40.00	7	12,785	
	29	13	10	2	1	13			12	12		6		6	28,333	
	30	12	7	5		11			12	12		1		6	14,380	
	31	16	10	4	2	16			14	14		6		6	17,583	
	32	8	7	1		8			8	8		6	72.50	5	14,380	
	33	7	6			7		3	6	6		6		6	17,583	
	34	7	7			7			7	7				10	8,930	
	35	14	10	1	2	14		1	11	11		2	68.33	8	7,625	
	36	12	8	4		12			12	12		2		7	6,814	
	37	11	9	2		11			11	10		1		12	7,683	
	38	13	12	1		13			13	13		1		5	5,700	
	39	6	5	1		6			6	6		1		6	5,250	
	40	7	7			7			7	7				4	6,825	
	41	5	4	1		5			4	4				6	8,750	
	42	6	6			6			6	6						
	43	2												9	5,277	
	44	13	11	2		13			13	13		1		6	9,366	
	46	9	8	1		9			9	9		1		6	23,333	
	47	6	6			6			6	6				19	15,631	
	48	21	19	2		21			21	21		2		8	14,437	
	49	9	8	1		9			9	9		2		11	17,727	
	50	14	12	2		14			14	14						
	51	2												12	13,791	
	52	15	14	1		15			15	13				8	15,937	
	53	8	8			8			8	8				14	15,250	
	54	14	14			14			14	14				9	17,555	
	55	10	9	1		10			10	10						
	56	18	18			18			18	18		1		16	8,625	

<sup>1</sup>For renter—occupied dwelling units and vacant nonseasonal not dilapidated units, for rent.  
<sup>2</sup>For owner—occupied dwelling units and vacant nonseasonal not dilapidated units, for sale only.



HOUSING—BLOCK STATISTICS

Table 3.—CHARACTERISTICS OF HOUSING FOR CENSUS TRACTS, BY BLOCKS: 1950—Con.

Census tract	Block	All dwelling units by occupancy and tenure					All dwelling units by condition and plumbing facilities			Occupied dwelling units			Contract monthly rent <sup>1</sup>		Value of one-dwelling-unit structures		
		Total	Owner occupied	Renter occupied	Vacant non-seasonal not dilap., for rent or sale	Other vacant and non-resident	Number reporting	No private bath or dilap.	No running water or dilap.	Total	Persons per room		Occupied by non-white	Number reporting	Average monthly rent (dollars)	Number reporting	Average value (dollars)
											Number reporting	1.51 or more					
4	57	18	16			2	18		16	16					13	7,961	
	58	14	13	1			14		14	14			1		13	6,230	
	59	5	5				5		5	5					5	6,400	
	60	7	7				7		7	7					7	4,571	
	61	14	14				14	1	14	13					12	4,841	
	62	13	13				13		13	12					10	6,650	
	63	5	3	2			5		5	5					3	9,166	
	64	12	12				12		12	12					12	7,825	
	65	15	13	1		1	15		14	14				13	7,292		
	66	18	13	5			18		18	18			1	4	10	12,800	
	67	16	15	1			16		16	16				1	15	11,606	
	68	23	21	2			23		23	23				1	21	12,333	
	69	9	9				9		9	9					8	13,850	
	70	13	13				13		13	13					12	13,708	
	71	12	11	1			12		12	12			1		11	11,136	
	72	12	12				12		12	12					12	15,375	
	73	9	9				9		9	9					9	17,777	
	74	4	4				4		4	4					4	20,000	
	75	12	9	2		1	12	3	11	11			2	2	8	8,875	
	76	11	11				11		11	11					10	9,900	
	77	14	13	1			14		14	14				1	13	10,100	
	78	22	20	2			22		22	22				1	19	9,552	
	79	12	11	1			12		12	12				1	11	8,636	
	80	13	12	1			13		13	12				1	12	11,833	
	81	10	8	2			10		10	10				2	8	9,375	
	82	10	10				10		10	10					10	8,530	
	83	15	14	1			15		15	15			1		14	9,200	
	84	5	5				5		5	5					5	10,400	
	85	5	5				5		5	5					5	7,260	
	86	13	13				13		13	13					13	6,423	
	87	13	13				13		13	13					13	7,053	
	88	22	22	3	1		22		22	21			3	75.00	18	9,866	
	89	27	24	3			27		27	27			3	81.66	23	9,130	
	90	7	7				7		7	7					7	7,071	
	91	7	7				7		7	7					7	7,785	
	92	12	10	2			12		12	12				2	10	8,750	
	93	7	6	1			7		6	6				3	3	8,500	
	94	6	3	1		1	6	1	6	6				51.66	6	10,000	
	95	9	7			1	9		8	8				1	7	8,500	
	96	8	7				8		8	8					7	8,357	
	97	5	5	1			5	2	6	6				1	4	4,075	
	98	6	6				6		6	6					6	9,076	
	99	13	13				13		13	13					13	9,583	
	100	16	12	3			16		16	15			3	42.00	11	6,472	
	101	9	8	1			9		9	9					7	6,500	
	102	15	12	3			15		15	17					15	7,666	
	103	17	12	5	3		17		17	17					1	8,785	
	104	12	7	5			12	1	12	12				31.71	14	8,000	
	105	16	14	2			16		16	16					14	8,000	
	106	9	8	1			9		9	9					8	13,833	
	107	19	16	2		1	19		18	18				2	14	11,107	
	108	9	9				9		9	9					9	17,888	
	109	7	6	1			7		7	7					6	18,500	
	110	4	4				4		4	4					4	18,500	
	111	15	10	5			15		15	14	1				6	10,000	
	112	2	2				2		2	2				44.66	2	10,000	
	113	5	4	1			5		5	5					4	9,750	
	114	10	10				10		10	10					10	7,420	
	115	8	7	1			8		8	8					7	7,571	
	116	4	4				4		4	4					4	9,550	
	117	7	7				7		7	7					7	7,500	
	118	12	11	1			12		12	10				1	10	9,050	
	119	11	11				11		11	11					10	10,200	
	120	10	9	1			10		10	10				1	9	8,366	
	121	9	9				9		9	9					9	12,555	
	122	2	2				2		2	2					2	9,083	
	123	6	6				6		6	6					6	9,639	
	124	23	23	3			23		23	23				2	23	9,639	
	125	19	16				19		19	18					16	6,175	
	126	15	12	2	1		15		14	14				2	12	7,166	
5	1	1					1										
	2	6	4	2			6	1	6	4	1			1	1		
	3	1					1										
	4	3	2				3		3	2				2	1		
	5	5	5				5		5	5					5	12,600	
	6	11	7	4			11	2	11	8				1	7	10,428	
	7	8	7	1			8		8	6				1	7	14,857	
	8	6	5	1			6	2	6	6				1	7	15,141	
	9	13	10	3		2	13	2	13	11	1		13	38.30	46	15,141	
	10	13	12	1		1	13		12	11					12	14,083	
	11	7	6	1			7		7	7					6	13,650	
	12	13	13				13		13	10				2	8	11,062	
	13	8	8				8		8	8					8	9,000	
	14	8	8	3			8		8	7				3	4	13,000	
	15	12	9	2	1		12	1	11	11				3	8	3,937	

<sup>1</sup>For renter - occupied dwelling units and vacant nonseasonal not dilapidated units, for rent.  
<sup>2</sup>For owner - occupied dwelling units and vacant nonseasonal not dilapidated units, for sale only.

Table 3.—CHARACTERISTICS OF HOUSING FOR CENSUS TRACTS, BY BLOCKS: 1950—Con.

Census tract	Block	All dwelling units by occupancy and tenure					All dwelling units by condition and plumbing facilities			Occupied dwelling units			Contract monthly rent <sup>1</sup>		Value <sup>2</sup> of one-dwelling-unit structures	
		Total	Owner occupied	Renter occupied	Vacant non-seasonal not dilap., for rent or sale	Other vacant and non-resident	Number reporting	No private bath or dilap.	No running water or dilap.	Total	Persons per room		Number reporting	Average monthly rent (dollars)	Number reporting	Average value (dollars)
											Number reporting	1.51 or more				
5	16	3	3			3			3	3				3	2,400	
	17	3		3		3			3	3				4	5,425	
	19	21	5	12	3	20	3	2	17	17			15	4	6,642	
	20	12	8	4		12			12	12			4	5	4,900	
	21	10	7	1	2	9			8	8			1	8	8,250	
	22	9	8	1		9			9	9			1	3	6,000	
	23	10	4	4	1	8	1	1	8	8			5	3	14,900	
	24	9	5	2	1	8	1	1	7	7			1	8	10,850	
	25	11	9	1		10			10	9				11	12,181	
	26	12	12			12			12	12						
	27	15	13	2		15			15	15			1	12	13,708	
	28	10	6	4		10			10	10			4	6	15,916	
	29	7	7			7			7	7				7	15,785	
	30	5	4	1		5			5	5			1	3	8,000	
	31	29	25	4		29			29	29			4	24	12,487	
	32	27	25	2		27			27	26			1	22	9,263	
	33	11	10	1		11			11	11			1	8	16,187	
	34	13	11	2		13			13	13			2	10	11,050	
	35	14	13		1	14		1	13	12				13	11,153	
	36	18	14	3	1	18	1	1	17	17			4	13	11,307	
	37	14	12	1	1	14			13	13			2	11	12,227	
	38	11	11			11			11	11				11	13,227	
	39	9	7	1		9		1	8	8			1	6	14,500	
	40	6	6			6			6	6				6	15,750	
	41	11	6	4		10		1	10	10			3	5	13,000	
	42	9	8	1		9			9	9				8	16,925	
	43	9	2	5	2	9			7	7			1	1		
	44	13	1	12		13	6	6	13	13			1	1		
	45	18	15	3		18	4	1	18	18		2	12	14	3,971	
	48	1														
	49	11	10	1		11			11	11			1	9	18,111	
	50	10	8	2		10			10	10			2	7	14,642	
	51	11	11			11			11	11				10	10,150	
	52	19	12	7		19	1		19	19			6	8	10,000	
	53	18	15	3		18			18	18			3	14	9,378	
	54	12	4	4		12	2	1	12	12			4	7	10,714	
	55	12	10	2		12	2		12	12			2	9	9,156	
	56	15	13	2		15	2		15	15			2	12	13,441	
	57	29	26	3		29			29	29			2	25	8,544	
	58	40	19	20		40	2	1	39	39			20	18	8,255	
	59	12	7	5		12			12	12			3	7	7,500	
	60	9	9			9			9	9				9	18,388	
	61	14	12	2		14			14	14			2	11	9,209	
	62	15	14	1		15			15	15			2	13	10,269	
	63	19	11	8		19	2	1	19	19			6	10	6,480	
	64	16	9	6	1	16			15	15			6	8	10,875	
	65	13	13			13			13	13				13	12,153	
	66	81	67	14		81	3		81	81			11	62	13,701	
	67	24	23	1		24	24		24	24			1	22	22,977	
	68	68	47	18	1	66	4	4	65	64			1	39	16,812	
	69	4	4			4			4	4				4	19,375	
	70	17	6	11		17	10		17	17			11	5	14,000	
	71	16	6	9		15	3	1	15	15			8	6	7,833	
	72	18	10	8		18	2		18	18			1	6	8,166	
	73	13	8	5		13			13	13			5	8	8,062	
	74	25	14	9	2	25	2		23	22			2	11	7,454	
	75	11	9	2		11			11	11			2	7	9,357	
	76	18	16	2		18			18	18			2	16	9,437	
	77	5	5			5			5	5				5	8,900	
	79	8	4	4		8			8	8			3	3	7,500	
	80		3	9		12	2		12	12			9	3	8,833	
	81	13	10	3		13			13	13			3	9	8,555	
	82	11	10			10		1	10	10				10	7,850	
	83	11	11			11			11	11				11	9,318	
	84	20	14	5		20		1	19	19			5	12	8,208	
	85	16	11	5		16			16	16			5	9	7,888	
	86	18	13	5		18			18	18			5	10	8,150	
	87	9	9			9			9	9				9	8,944	
	88	12	10	1	1	12			11	11			2	10	13,100	
	89	12	10	2		12	1	1	12	12			2	7	12,657	
	90	20	11	9		20			20	20			8	10	9,260	
	91	22	18	3	1	21			21	21			4	16	7,225	
	92	14	12	2		14		2	14	14			2	11	7,363	
	93	18	13	3	2	18			16	16			4	13	7,207	
	94	13	10	1		13		2	11	11			1	9	7,666	
	95	16	16			16			16	16				16	10,218	
	96	14	13	1		14			14	14			3	14	7,735	
	97	14	13	1		14			14	14			1	13	7,384	
	98	17	15	1	1	17			16	16			1	14	7,071	
	99	15	14			15			15	15				14	8,250	
	100	17	9	8		17			17	17			7	8	8,250	
	101	12	10	2		12			12	12			1	10	12,820	
	102	14	13	1		14			14	14			1	12	10,458	
	103	6	5			6			5	5				5	6,400	
	104	29	20	8		29	6		28	28			8	16	7,968	
	105	16	9	7		16			16	16			5	16	10,428	
	106	13	13			13			13	13				12	8,958	

<sup>1</sup>For renter - occupied dwelling units and vacant nonseasonal not dilapidated units, for rent.  
<sup>2</sup>For owner - occupied dwelling units and vacant nonseasonal not dilapidated units, for sale only.

HOUSING—BLOCK STATISTICS

Table 3.—CHARACTERISTICS OF HOUSING FOR CENSUS TRACTS, BY BLOCKS: 1950—Con.

Census tract	Block	All dwelling units by occupancy and tenure					All dwelling units by condition and plumbing facilities			Occupied dwelling units			Contract monthly rent <sup>1</sup>		Value <sup>2</sup> of one-dwelling-unit structures		
		Total	Owner occupied	Renter occupied	Vacant non-seasonal not dilap., for rent or sale	Other vacant and non-resident	Number reporting	No private bath or dilap.	No running water or dilap.	Total	Persons per room		Number reporting	Average monthly rent (dollars)	Number reporting	Average value (dollars)	
											Number reporting	1.51 or more					Occupied by non-white
5	107	24	15	9					24	23		7	42.28	15	9.700		
	108	31	16	12	3				28	28	4	14	36.21	12	11.125		
	109	19	15	4					19	18		3	89.66	10	12.450		
	110	7	3	4					7	7		4	36.50	1			
	111	18	14	3		1			17	17		3	26.66	12	8.041		
	112	13	12	1					12	13				10	11.850		
	113	14	11	3					14	14		3	42.66	10	9.030		
	114	13	13						13	13				13	11.384		
	115	11	9	1		1			11	10		1		9	17.444		
	116	9	9						9	9				9	14.222		
	117	10	10						10	10				10	13.500		
	118	11	11						10	10				10	8.590		
119	18	18						18	18				18	11.694			
120	16	12	4					15	15		3	34.00	11	7.100			
6	1	65	47	17		1	63	9	2	64	62		17	35.41	39	15.012	
	2	14	2	12			14	2	2	14	14		11	30.45	1		
	3	5	2	3			5	1	1	5	5		3	44.00	1		
	4	6	1	4	1		6	3		5	5	2	5	20.20			
	6	3	3				3	3	3	3	3		2		1		
	7	10		10			9	6	1	10	9		8	19.87			
	8	34	4	19	11		34	1	1	23	23	1	1	36.27	2		
	9	8	3	3			8	1		8	8		2	25.40			
	10	21	12	8		1	21	3		20	20		8	24.12	10	4.900	
	11	16	10	6			16			16	16		6	25.66	6	5.250	
	12	12	7	4		1	12	3		11	11		4	14.50	7	6.328	
	13	18	9	8		1	17			17	15		6	24.66	9	5.944	
	14	27	15	12			26	1	1	27	26		11	38.90	14	8.371	
	15	7	6	1			7			7	6		1		5	8.200	
	16	5	4	1			5			5	5		1		4	13.750	
	17	17	16	1			17			17	17		1		16	9.812	
	18	28	21	7			28	3		28	26		6	52.16	18	11.777	
	19	24	10	14			24			24	24		13	68.53	9	15.611	
	20	10	9	1			10			10	10		7		7	20.714	
	21	10	9			1	10			9	9		9		9	13.277	
	22	3	2	1			3			3	3		1		2		
	23	18	17	1			18			18	18		1		16	17.062	
	24	12	12				12			12	12				12	19.666	
	25	12	10	1	1		12			11	11		1		9	20.733	
	26	16	10	5			15			15	15		5	50.80	7	14.285	
	27	18	10	11	1		18	1		18	18		10	57.50	4	28.250	
	28	1	6	1			6			6	6		4		4	18.750	
	29	34	10	23		1	34	9		33	33	1	24	44.91	5	15.600	
	30	10	7	3			10			10	10		3	98.33	5	27.600	
	31	6	5	1			6			6	6		1		5	22.200	
	32	3	2			1	3			2	2				2		
	34	4	3	1			4			4	4		1		3	36.666	
	35	16	7	6	3		16	2		13	12		7	51.28	5	18.300	
	36	15	9	5			15			14	14		6	71.66	9	16.333	
	37	6	5				6			5	5				5	19.200	
	39	9	5	2			9			7	7		2		4	18.000	
	40	14	8	5		1	13			13	12	1	4	59.00	6	29.166	
	41	19	16	3			18	2	2	19	19		3	66.66	14	18.321	
	42	10	7	3			10	1	1	10	10		3	58.33	5	12.400	
	43	13	11	2			13			13	13		1		10	15.900	
	44	15	14	1			15			15	15		1		14	17.821	
	45	43	27	15	1		43	1		42	42		13	39.46	23	18.165	
	46	1															
	47	56	4	51	1		51			55	52	1	47	60.19	3	16.500	
	48	24	11	11	1	1	22	1		22	21		9	56.22	8	18.437	
	49	15	11	4			15			15	15	1	4	54.75	10	15.900	
	50	11	9	2			11			11	11		9		9	17.222	
	51	15	7	7	1		15			14	14		6	72.66	6	24.500	
	52	7	6	1			7			7	7		1		6	28.666	
	53	52	39	4			52	8		48	48		42	41.97	5	13.900	
	54	19	8	9	2		19	1	1	17	17		9	67.33	7	19.571	
	55	11	5	6			11	2		11	11		6	47.50	2		
	56	44	7	35	2		44	3		42	42		36	45.75	5	11.400	
	57	21	8	13			21	10		21	21	2	13	32.84	6	13.183	
	58	29	5	22	2		27	9		27	27	3	23	55.47	1		
	59	14	7	7			12	2	1	14	14		7	34.85	6	22.000	
	61	24	8	14	1	1	18	4		22	16		9	45.22	5	17.000	
	62	12	2	10			12			12	12		10		1		
	63	25	12	12	1		22	3		24	23		12	39.83	12	10.675	
	64	3	1	2			3		2	3	3		2		1		
	65	23	6	15	1	1	21			21	20		16	44.37	5	9.600	
	66	34	8	26			30			34	34	1	24	38.04	5	10.060	
	67	28	10	18			28	4	6	28	28		16	38.50	7	7.457	
	68	25	11	14			25	6		25	25		14	44.21	8	10.500	
	69	19	6	12	1		19	1		18	18		13	34.23	4	11.250	
	70	24	11	12	1		22	2		23	20		11	40.36	6	12.000	
	71	27	8	19			23	2		27	25		18	54.38	5	9.700	
	72	18	9	8		1	18			17	17		8	57.50	5	8.380	
	73	21	10	11			21	1		21	21		11	35.63	8	9.187	
	74	25	14	10		1	24	5		24	23		10	44.80	9	9.577	
	75	29	16	10	3		27	1		26	25		13	41.61	14	9.757	

<sup>1</sup>For renter - occupied dwelling units and vacant nonseasonal not dilapidated units, for rent.  
<sup>2</sup>For owner - occupied dwelling units and vacant nonseasonal not dilapidated units, for sale only.

Table 3.—CHARACTERISTICS OF HOUSING FOR CENSUS TRACTS, BY BLOCKS: 1950—Con.

Census tract	Block	All dwelling units by occupancy and tenure					All dwelling units by condition and plumbing facilities			Occupied dwelling units			Contract monthly rent <sup>1</sup>		Value <sup>2</sup> of one-dwelling-unit structures	
		Total	Owner occupied	Renter occupied	Vacant non-seasonal not dilap., for rent or sale	Other vacant and non-resident	Number reporting	No private bath or dilap.	No running water or dilap.	Total	Persons per room		Number reporting	Average monthly rent (dollars)	Number reporting	Average value (dollars)
											Number reporting	1.51 or more				
6	76	26	10	11	3	2	25	4	1	21	21		12	4491	7	9785
	77	16	11	5		15	15			16	16		5	4140	8	9625
	78	19	14	3	1	1	19			17	17		3	5466	14	10442
	79	6	5	1		6	6			6	6		1		2	
	80	19	10	7	1	1	19	3	1	17	18		8	5125	7	6100
	81	14	6	7		14	14			13	12		7	4828	5	10300
	82	22	12	10		22	6	2		22	18		9	3155	10	8830
	83	24	13	11		23	2	7		24	23		11	4063	7	8328
	84	35	15	20		35	7			35	35	1	20	4155	11	8590
	85	20	15	5		20				20	20		5	4500	11	6454
	86	36	11	25		34	1			36	34	1	23	4108	6	10583
	87	15	9	6		15				15	14		6	3716	7	7471
	88	24	13	10		24	2	1		23	23		10	4050	8	10312
	89	18	10	8		18				18	18		9	3112	8	6750
	90	18	9	9		18	7			18	18		9	3922	8	14062
	91	18	12	10		22	1			22	22	1	10	4510	9	6855
	92	18	12	6		18				18	18		6	3550	11	7936
	93	47	12	33	1	45				45	41		31	4803	9	9680
	94	18	11	3	1	17	4	4		17	16		6	4150	5	6588
	95	23	15	8		22	2	2		23	20		7	4114	13	8923
	96	16	11	5		15				16	13		4	4475	8	8987
	97	15	14	1		15				15	14		13	7246	13	7246
	98	18	11	5	1	1	18	1		16	15		5	4040	9	9033
	99	18	13	5		18				18	18		5	3900	12	7350
	100	18	11	4		12				12	12		1		11	10972
	101	16	11	1	1	15				15	15		4	6875	10	12700
	102	20	9	10		20				19	18		10	4160	7	10142
	103	17	9	8		17				17	16		8	3712	7	5857
	104	18	2	13		17				18	17		16	4856	7	
	105	19	8	11		17				19	19		11	5781	4	11625
	106	15	12	3		15	1	1		15	15	1	2		7	10142
	107	22	16	4	2	22				20	20		3	3900	13	7961
	108	19	10	6		19	3			16	16		8	3612	7	11400
	109	13	13			13	1	1		13	13		12		9	6683
	110	21	13	8		18	4	2		21	18		5	3840	9	7311
	111	17	12	5		16				17	17		5	5260	9	9500
	112	8	2	1		8				8	8		6	3466	1	
	113	18	10	6		18	2			18	18		7	4128	8	5662
	114	17	12	3		13	1	1		17	12	1	4	3625	10	8700
	115	16	13	2	1	16				15	15		2		11	8490
	116	15	14	1		15				15	15		1		12	7625
	117	14	13		1	13				13	13		1		12	11858
	118	13	12	1		13				13	13		1		10	10650
	119	3	3			3				3	3	1			3	8166
	120	17	16	1		17				17	17		1		15	7460
	121	13	7	6		13	3			13	13		4	4850	6	11333
	122	20	16	4		20	3			20	20		4	3050	13	9553
	123	16	15	1		16				16	16		1		15	8486
	124	9	7	2		9				9	9		2		7	6571
	125	38	15	20	1	38				35	35	1	21	4323	11	8700
	126	45	27	18		45	2			45	45		18	3533	15	6433
	127	87	62	23	2	87	13			85	85	1	23	3769	55	7787
7	1	22	15	7		22		2		22	22		7	4928	12	9775
	2	17	11	3		17				14	14		2		11	8572
	3	6	1	3		6	1			4	4		2			
	4	19	6	12		19	1	1		18	18		12	3950	6	6633
	5	6	4	2		6				6	6		2		3	11600
	6	14	13	1	1	13				12	11		3	5166	6	11083
	7	13	13			13				13	13	1			11	12063
	8	14	14			14				14	14				14	12357
	9	13	10	3		13				13	13		3	6600	8	10500
	10	11	11			11				11	11				11	13181
	11	11	11			11				11	11				10	15200
	12	9	9			9				9	9				9	19166
	13	7	4	2	1	7				6	6		2		4	13375
	15	5	3	1	1	5				4	4		1		3	10000
	16	7	7			7				7	7				7	7285
	17	10	9	1		10				10	10		1		9	9466
	18	11	11			11				11	11				10	11200
	19	7	7			7				7	7				7	22500
	20	12	12			12				12	12				12	16458
	21	13	13			13				13	13				13	16576
	22	15	15			15				15	15				14	10607
	23	13	11	2		13				13	13		2		9	8611
	24	16	12	4		16				16	16		4	5125	12	9550
	25	18	15	2		17				17	17		2		12	10541
	26	10	8	1	1	10				9	8		1		8	9812
	27	17	16	1		17				17	17		1		15	8833
	28	13	13			13				13	12				13	10423
	29	4	4			4				4	4				4	16500
	30	4	4			4				4	4				4	11000
	31	16	13	3		16				16	16		3	4833	12	7166
	32	16	16			16				16	16	1			15	8566
	33	16	13	2	1	16				15	15		1		12	8541

<sup>1</sup>For renter - occupied dwelling units and vacant nonseasonal not dilapidated units, for rent.  
<sup>2</sup>For owner - occupied dwelling units and vacant nonseasonal not dilapidated units, for sale only.

HOUSING—BLOCK STATISTICS

Table 3.—CHARACTERISTICS OF HOUSING FOR CENSUS TRACTS, BY BLOCKS: 1950—Con.

Census tract	Block	All dwelling units by occupancy and tenure					All dwelling units by condition and plumbing facilities			Occupied dwelling units			Contract monthly rent <sup>1</sup>		Value <sup>2</sup> of one-dwelling-unit structures	
		Total	Owner occupied	Renter occupied	Vacant non-seasonal not dilap., for rent or sale	Other vacant and non-resident	Number reporting	No private bath or dilap.	No running water or dilap.	Total	Persons per room		Number reporting	Average monthly rent (dollars)	Number reporting	Average value (dollars)
											Number reporting	1.51 or more				
7	34	18	16	2		18	1	1	18	18				13	8,353	
	35	22	17	5		22	5	2	22	22			34.00	13	8,538	
	36	16	16			16			16	15				16	7,837	
	37	19	18	1		19			19	19				18	7,500	
	38	17	12	5		17			17	17			47.50	10	6,210	
	39	10	8	2		9			10	9				7	6,500	
	40	7	7			7			7	7				5	10,700	
	41	14	11	3		14			14	14			66.66	9	8,855	
	42	6	6			6			6	6				4	12,500	
	43	8	7	1		8			8	8				7	9,785	
	44	6	6			6			6	6				6	10,583	
	45	15	14	1		15			15	15				12	8,708	
	46	4	3	1		4			4	4				11	11,000	
	47	7	5	2		7			7	5				11	9,320	
	48	7	7			7			7	7				11	11,642	
	49	7	5	1	1	7			6	6				9	14,600	
	50	10	9	1		10			10	10				9	9,733	
	51	13	11	2		13			13	13	1			11	8,490	
	52	13	12	1		13			13	12				12	8,208	
	53	9	9			9			9	9				9	9,711	
	54	15	13	1	1	15			14	14				12	9,116	
	55	11	9			11			11	9				5	8,687	
	56	9	6	3		9			9	9			54.00	5	7,500	
	57	48	28	19	1	48	4		47	47	1	19	42.00	25	10,468	
	58	7	6	1		7			7	7				4	7,500	
	59	13	10	3		13	1		13	13	1		68.33	9	10,666	
	60	12	12			12			12	12				12	10,375	
	61	12	10	2		12			12	12				10	8,800	
	62	10	6	2		10			10	8				5	9,000	
	63	16	12	4		16			16	16			91.25	12	8,041	
	64	18	12	6		17			18	18			35.83	10	8,060	
	65	19	11	8		19			19	19			39.50	10	6,800	
	66	17	13	4		17			17	16			58.33	10	9,000	
	67	20	14	6		20		1	20	20			44.00	11	8,918	
	68	23	17	6		23	1		23	23			40.16	14	7,357	
	69	16	15	1		16			16	16				13	8,423	
	70	15	14	1		15			15	15				13	9,515	
	71	18	15	2	1	18			17	17				13	8,000	
	72	9	8	1		9			9	9				7	7,571	
	73	13	12	1		13			13	13				11	11,572	
	74	12	11	1		12			12	12				10	13,350	
	75	13	13			13			13	12				12	13,125	
	76	14	14			14			14	14				14	11,742	
	77	13	11			13			13	11				11	10,818	
	78	11	8			11			11	11				8	8,200	
	79	14	13	1		14			14	14				13	12,000	
	80	2				2			2	2						
	81	11	11			11			11	11				11	8,627	
	82	11	10	1		11			11	11				10	7,670	
	83	9	7	2		9			9	9				7	7,642	
	84	14	14			14			14	14				14	11,307	
	85	15	11	3	1	15			14	14			75.00	11	9,509	
	86	15	14	1		15			15	12				12	13,666	
	87	5	5			5			5	5				5	9,100	
	88	10	9	1		10			10	10				8	10,625	
	89	15	12	2		14			14	13				10	13,400	
	90	17	14	2	1	17		2	16	16				13	11,961	
	91	17	17			17			17	17				16	13,937	
	92	12	9	3		12	1	1	12	12			48.33	9	9,375	
	93	12	9	3		12			12	12			32.00	9	7,722	
	94	24	22	2		24	1	1	24	24				20	7,505	
	95	22	14	2	3	20			16	16			51.66	11	7,000	
	96	17	16	1		17			17	17				14	6,750	
	97	14	12	2		14			14	14				12	8,000	
	98	19	16	2	1	19			18	17				14	7,178	
	99	7	5	2		7			7	6				2		
	100	12	8	3	1	11			11	11			36.66	6	6,416	
	101	24	20	4		23	1		24	23			54.33	16	8,062	
	102	10	9	1		9			9	9				6	9,333	
	103	10	6	4		10			10	10			42.66	6	8,500	
	104	16	13	3		16			16	16				12	8,541	
	105	13	11	2		12			13	13				10	11,400	
	106	18	16	2		18			18	18				16	9,093	
	107	26	25	1		26			26	26				23	10,586	
	108	32	24	4	3	32		2	28	28			70.40	1	9,100	
	109	27	25	1	1	27			26	26				22	10,431	
	110	12	11	1		12			12	12				11	12,845	
	111	11	9	2		11			11	11				9	11,266	
	112	9	9			9			9	9				9	11,666	
	113	15	12	2	1	15			14	14				12	7,958	
	114	6	5	1		6			6	6				5	8,400	
	115	15	14	1	1	15			14	14				13	7,153	
	116	14	13	1		14			14	14				12	8,666	
	117	12	12			12			12	12				12	8,375	
	118	8	8			8			8	8				8	7,750	
	119	15	12	3		15			15	15			60.00	11	7,572	
	120	14	13	1	1	14			13	13				13	9,769	

<sup>1</sup>For renter - occupied dwelling units and vacant nonseasonal not dilapidated units, for rent.  
<sup>2</sup>For owner - occupied dwelling units and vacant nonseasonal not dilapidated units, for sale only.

Table 3.—CHARACTERISTICS OF HOUSING FOR CENSUS TRACTS, BY BLOCKS: 1950—Con.

Census tract	Block	All dwelling units by occupancy and tenure					All dwelling units by condition and plumbing facilities			Occupied dwelling units			Contract monthly rent <sup>1</sup>		Value <sup>2</sup> of one-dwelling-unit structures		
		Total	Owner occupied	Renter occupied	Vacant non-seasonal not dilap., for rent or sale	Other vacant and non-resident	Number reporting	No private bath or dilap.	No running water or dilap.	Total	Persons per room		Occupied by non-white	Number reporting	Average monthly rent (dollars)	Number reporting	Average value (dollars)
											Number reporting	1.51 or more					
7	121	19	14	5					19	19			5	6 00 00	13	91 40 60	
	122	17	11	6					17	16			5	3 46 00	9	50 00 00	
	123	22	15	7	1				21	21			7	4 48 00	12	70 00 00	
	124	15	11	3		1			15	14			3	2 66 66	10	62 88 00	
	125	14	7	6	1				14	13			6	2 58 33	9	7 55 55	
	126	22	13	8	1				20	20			7	3 27 15	9	7 25 33	
	127	26	17	6	2	1		1	25	22	1		8	3 77 55	13	7 25 33	
	128	27	18	5	3	1			27	23			5	4 44 40	16	6 28 16	
	129	19	17	2					19	19			2		13	6 94 66	
	130	20	18	2					19	20			2		17	7 21 77	
	131	33	25	8					33	31			7	3 10 00	19	6 36 33	
	132	48	24	23		1			45	47			20	3 87 00	15	10 30 00	
	133	37	23	13		1			37	35	1		11	3 95 54	19	6 47 33	
	134	29	18	10	1				28	26			9	4 33 33	10	6 05 55	
	135	19	11	7	1				18	17			5	4 12 00	10	5 55 00	
	136	33	19	12	1	2			30	30		2	13	3 92 33	16	7 14 33	
	137	23	10	13					23	23			13	4 72 33	8	7 22 55	
	138	16	12	3	1				16	15			4	4 42 55	11	8 86 33	
	139	15	11	4					15	15			4	4 07 55	9	6 96 66	
	140	13	9	3	1			1	13	12			3	4 43 33	9	6 38 88	
	141	13	10	3				1	13	13			3	3 73 33	9	8 86 66	
	142	13	12	1	1				13	13			1		12	6 55 88	
	143	15	12	3					15	15			3	3 33 33	11	6 86 66	
	144	29	24	4	1				29	28			4	4 12 55	23	8 96 55	
	145	18	13	4	1				18	17	1		4	4 25 00	11	8 76 33	
	146	12	9	2	1				12	11			3	4 33 33	8	8 56 22	
	147	11	8	2		1			11	10			1		8	6 87 55	
	148	16	11	5					16	16			4	4 65 00	9	7 20 00	
	149	9	7	2					9	9			2		6	7 25 00	
	150	15	7	7	1				15	14			7	3 42 28	6	8 36 66	
	151	13	9	2		2			12	11			1		8	5 97 55	
	152	24	9	14	1			1	24	23			13	3 90 07	6	4 11 16	
	153	9	5	4					9	9			4	3 10 00	5	5 70 00	
	154	13	1	9	2	1			13	10			10	4 78 80	1		
8	1	26	23	2	1				26	25			2		23	10 32 26	
	2	28	27	1	1				28	27			2		27	13 34 00	
	3	14	13	1					14	14			1		13	7 80 07	
	4	8	7	1					8	8		2	1		6	8 56 66	
	5	8	6	1		1		1	7	7			1		4	9 00 00	
	6	9	8	1					9	9			1		8	7 56 22	
	7	11	11						11	11			1		11	7 90 99	
	8	10	10						10	10			1		10	6 77 00	
	9	26	25	1	1				26	25			2		25	7 32 88	
	10	10	9	1					10	10			1		9	6 96 66	
	11	12	12						12	12			1		11	8 49 00	
	12	5	3	1	1				5	3			3		3	7 10 00	
	13	9	9						9	9			9		9	10 27 77	
	14	24	20	4					24	24			4	48 50	20	9 65 55	
	15	31	24	6	1			2	31	27		1	6	50 83	20	8 61 55	
	16	4	4						4	4			4		4	8 12 55	
	18	10	9	1					10	10			5		5	1 18 88	
	19	7	7						7	7		1			5	14 30 00	
	20	10	9	1					10	10			6		6	12 61 16	
	21	14	14						14	14			14		14	10 59 22	
	22	15	14	1					15	15			1		14	9 10 00	
	23	8	7	1					8	8		1	1		6	7 50 00	
	24	21	21						21	21			21		21	10 62 33	
	25	11	11						11	11			11		11	9 04 55	
	26	7	5	2					7	7			2		5	6 72 00	
	27	13	11	1	1			1	13	12			1		10	6 67 00	
	28	12	12						12	12			12		12	9 08 33	
	29	14	13	1					14	14			1		13	10 84 66	
	30	8	4	3	1				8	7			2		4	10 87 55	
	31	13	8	5					13	12	1		5	30 40	6	9 25 50	
	32	16	5	11				1	16	16			10	36 60	4	7 50 00	
	33	12	12						12	12			11		11	7 97 22	
	34	15	11	4					15	15			4	50 00	11	9 72 77	
	35	8	8						8	8			1		8	8 76 22	
	36	7	7						7	7			2		5	9 50 00	
	37	11	9	2					11	11			2		9	7 35 55	
	38	12	12						12	12			12		12	9 77 58	
	39	7	7						7	7			7		7	10 18 55	
	40	12	11	1					12	11			11		11	13 87 22	
	41	11	11						11	11			11		11	12 74 55	
	42	12	12						12	12			12		12	10 26 66	
	43	12	12						12	12			12		12	13 18 33	
	44	9	9						9	9			9		8	9 97 55	
	45	21	16	4	1				21	20			1	72 50	17	8 76 44	
	46	10	6	4					10	10			4		6	7 58 33	
	47	11	10	1	1				11	10			10		10	11 33 00	
	48	11	10	1					11	11			1		9	9 03 33	
	49	11	11						11	11			11		11	7 43 44	
	50	12	9	3					12	12			3	40 33	9	6 02 22	
	51	14	10	4					14	14		1	4	38 00	10	7 90 00	
	52	13	12	1					13	13			1		12	7 55 88	

<sup>1</sup>For renter - occupied dwelling units and vacant nonseasonal not dilapidated units, for rent.  
<sup>2</sup>For owner - occupied dwelling units and vacant nonseasonal not dilapidated units, for sale only.

HOUSING—BLOCK STATISTICS

Table 3.—CHARACTERISTICS OF HOUSING FOR CENSUS TRACTS, BY BLOCKS: 1950—Con.

Census tract	Block	All dwelling units by occupancy and tenure					All dwelling units by condition and plumbing facilities			Occupied dwelling units			Contract monthly rent <sup>1</sup>		Value <sup>2</sup> of one-dwelling-unit structures	
		Total	Owner occupied	Renter occupied	Vacant non-seasonal not dilap., for rent or sale	Other vacant and non-resident	Number reporting	No private bath or dilap.	No running water or dilap.	Total	Persons per room		Number reporting	Average monthly rent (dollars)	Number reporting	Average value (dollars)
											Number reporting	1.51 or more				
8	83	11	10	1					11	11						
	84	10	10						10	10						
	85	10	10						10	10						
	86	10	10						10	10						
	87	30	23	7					30	29				1		
	88	8	4	4		1			8	8				3		
	89	8	1	7			1	1	8	8				1		
	90	8	1	7					8	8				1		
	91	8	8						8	8				1		
	92	11	8	3					11	11			2			
	93	9	8	1	1				9	8				8		5875
	94	11	9	2		1			11	10			1			8388
	95	5	5						5	5				5		8800
	96	3	2	1					3	3			1			
	97	6	6						6	6						9083
	98	12	12						12	12				11		7172
	99	7	6	1					7	7				5		8300
	100	1	1						1	1			1			
	101	4	4						4	4						8625
	102	10	8	2				1	10	10			2			7525
	103	7	7						7	7						8133
	104	7	7					2	7	7						8128
	105	11	9	2		1			11	10			2			6785
	106	10	9	1					10	10			1			10187
	107	9	9						9	9						9444
	108	10	9	1					10	10						7750
	109	7	6	1					7	7			1			7116
	110	9	7	2					9	9			2			8428
	111	20	18	2		1			19	19			1			8705
	112	1	1						1	1				17		
	113	4	4						4	4						8425
	114	11	11						11	11		1				8900
	115	2	3	1				1	2	2			1			
	116	4	3	1				1	4	4						4871
	117	7	7					1	7	7			2			77
	118	10	8	2				1	10	10						8385
	119	10	9	1		1			10	9						9687
	120	10	7	3					10	8				1		11833
	121	10	7	3					10	8				4		7250
	122	8	6	2					8	8		1		6		12000
	123	9	7	2					9	9						9888
	124	11	6	5		1			11	9			2			13400
	125	10	6	4					10	9			2			10072
	126	11	11						11	11				11		9100
	127	9	6	3				1	9	8				5		8069
	128	16	14	2		1			15	15			1			7528
	129	10	9	1				1	10	10				1		8936
	130	12	11	1					12	10				11		7528
	131	5	4	1				2	5	4				3		4400
	132	4	4		2				4	4				1		
	133	7	4	3		2			7	4						8100
	134	5	2	3					5	2						
	135	3	2	1					3	3			1			
	136	4	4						4	4						
	137	10	9	1		1			10	9						
	138	10	10						10	10						
	139	16	14	2		1			15	13						
	140	11	11						11	11						
	141	15	15						15	15						
	142	7	4	3					7	6						
	143	11	10	1					11	11						
	144	11	10	1					11	11						
	145	19	17	2				3	19	18						
	146	15	14	1					15	14						
	147	13	13						13	13						
	148	3	3						3	3						
	149	5	4	1					5	5						
	150	3	3						3	3						
	151	9	9		2				9	9			1			
	152	9	9					1	9	9						
	153	8	8						8	8						
	154	6	6						6	6						
	155	7	5	2				2	7	7			2			
	156	24	22	2					24	22				24		
	157	10	9	1				1	10	9						
	158	3	3						3	3						
	159	13	12	1					13	13						
	160	7	7					1	7	6			1			
	161	9	9						9	8						
	162	8	8						8	8						
	163	6	6						6	5						
	164	6	6						6	6						
	165	7	5	2				2	7	7						
	166	24	22	2					24	22						
	167	10	9	1				1	10	9						
	168	3	3						3	3						
	169	13	12	1					13	13						
	170	7	7					1	7	6			1			
	171	9	9						9	8						
	172	8	8						8	8						
	173	6	6						6	7						
	174	6	6						6	5						
	175	12	12						12	12						
	176	6	5	1					6	4						
	177	8	4		4				8	3						
	178	9	7	1					9	8			1			
	179	10	10						10	10						
	180	8	8						8	8						
	181	6	3	3					6	6			3			
	182	12	12						12	12						

<sup>1</sup>For renter—occupied dwelling units and vacant nonseasonal not dilapidated units, for rent.  
<sup>2</sup>For owner—occupied dwelling units and vacant nonseasonal not dilapidated units, for sale only.

Table 3.—CHARACTERISTICS OF HOUSING FOR CENSUS TRACTS, BY BLOCKS: 1950—Con.

Census tract	Block	All dwelling units by occupancy and tenure					All dwelling units by condition and plumbing facilities			Occupied dwelling units			Contract monthly rent <sup>1</sup>		Value <sup>2</sup> of one-dwelling-unit structures		
		Total	Owner occupied	Renter occupied	Vacant non-seasonal not dilap., for rent or sale	Other vacant and non-resident	Number reporting	No private bath or dilap.	No running water or dilap.	Total	Persons per room		Occupied by non-white	Number reporting	Average monthly rent (dollars)	Number reporting	Average value (dollars)
											Number reporting	1.51 or more					
8	141	14	13	1		14			14	12			1		13	8.053	
	142	17	16	1		16	1		17	16					15	11.446	
	143	10	10			10			10	8					9	10.388	
	144	8	7	1		8			8	8			1		7	12.450	
	145	7	7			7			7	7					6	11.257	
	146	13	13			12	2		13	13	2				10	8.480	
	147	8	7	1		8	1	1	8	8			1		7	15.357	
	148	10	9	1		7			10	10					9	10.688	
	149	12	11	1		12			12	10			1		10	11.900	
	150	12	11	1		12			12	12			1		11	10.218	
	151	8	7	1		8			8	8			1		7	8.757	
	152	6	6			6			6	6					6	14.600	
	153	5	5			5			5	5					5	10.820	
	154	1															
	155	12	7		3	12		2	7	7					7	13.857	
	156	28	26	1		28	1		27	27			1		26	9.365	
	157	33	32	1		32			33	33					31	8.774	
	158	18	18			18			18	18					18	8.555	
	159	25	20	4	1	23	4	1	24	23	1		4	325.0	20	9.695	
	160	24	24			22			24	23					22	11.727	
	161	8	5	3		7			8	8			1		5	11.000	
	162	9	8	1		7			9	9			1		8	11.562	
	163	29	27	1		25			28	27			2		25	10.796	
	164	11	9	2	1	10			11	10			2		8	11.625	
	165	17	11	6	1	17			16	16			5	61.00	9	8.388	
	166	7	6	1		6			6	6					6	9.416	
	167	6	6			6			6	6					6	5.750	
	168	16	15	1		16			16	16					13	6.292	
9	1	13	8	5		13			13	13			4	40.50	5	7.400	
	2	11	8	2	1	11			10	10			2		8	4.875	
	3	10	9	1		10		1	9	8		1			7	6.214	
	4	9	9			9			9	9					9	6.566	
	6	10	10			10			10	10			1		9	6.900	
	7	13	12	1		13			13	13					12	6.375	
	8	6	6			6			6	6					6	6.716	
	10	2	2			3			3	3			1		2	8	
	11	3	2	1		3			9	9					2	19.750	
	12	10	8	2		10									8		
	13	24	10	2	11	24	2	2	12	12			1		10	12.990	
	14	7	7			7			7	7					7	6.471	
	15	8	8			8			8	8					8	6.187	
	16	8	6	2		6			6	6					6	5.083	
	17	6	4	2		4			4	4					3	6.000	
	18	6	6			6			6	6					6	6.000	
	19	10	5	5		10			10	10			1		5	5.800	
	20	14	13	1		14			13	13			1	30.50	9	6.055	
	21	7	4	3	1	7	3		6	6	2		4		9	5.444	
	22	6	4	2		6			6	6			2		4	6.500	
	23	1				3			3	3					3	4.666	
	24	3				3			3	3					1		
	25	3				3	1	1	3	3					1		
	26	3				3			3	3					3		
	27	2	2			2			2	2					2		
	28	2	2			2			2	2					2		
	29	2	2			2			2	2					2		
	30	2	2			2			2	2					2		
	31	1	1			1			1	1					1		
	32	1	1			1			1	1					1		
	33	5	4	1		5			5	5			1		4	5.225	
	34	5	4	1		4			4	4			1		4	6.425	
	35	9	7	2		9		1	8	8					7	6.242	
	36	11	4	7		11			11	11			2	20.71	4	6.875	
	37	41	34	7		41		2	39	39			4	41.25	34	6.476	
	38	5	4	1		5			5	5			1		4	7.375	
	39	6	6			6			6	6					6	5.333	
	40	5	4	1		5			4	4			2		4	6.300	
	41	5	4	1		5			5	5			1		4		
	42	1	1			1			1	1					1		
	43	15	15			15		1	15	15					14	6.342	
	44	16	15	1		16			16	16			1		15	5.293	
	45	10	8		2	10			10	8					8	5.987	
	46	5	3	2		5			4	4					3	8.466	
	47	8	7	1		8		2	7	7		1	1		7	7.770	
	48	13	10	3		13			10	10		1			10	6.540	
	49	26	23	3		26		2	26	26			3	38.33	22	7.340	
	50	48	43	5		48			48	48			4	76.25	42	11.069	
10	1	42	35	7		42		7	42	42		1		6	34.33	34	7.426
	2	12	11	1		12			12	12				1	11	7.218	
	3	37	31	6		37			36	36		1		52.00	31	6.851	
	4	11	9	2	1	11			11	11					9	6.955	
	5	22	19	3		22			22	22		2		70.00	15	6.893	
	6	33	31	2		33			33	30			1		31	8.287	
	7	10	9	1	4	10		1	10	9			1	74.28	8	8.827	
	9	4	3	1		4			4	4					2		
	10	7	7			7			7	7			10		7	25.142	
	11	21	9	12		21		5	21	21					6	14.000	

<sup>1</sup>For renter - occupied dwelling units and vacant nonseasonal not dilapidated units, for rent.  
<sup>2</sup>For owner - occupied dwelling units and vacant nonseasonal not dilapidated units, for sale only.



HOUSING—BLOCK STATISTICS

Table 3.—CHARACTERISTICS OF HOUSING FOR CENSUS TRACTS, BY BLOCKS: 1950—Con.

Census tract	Block	All dwelling units, by occupancy and tenure					All dwelling units by condition and plumbing facilities			Occupied dwelling units			Contract monthly rent <sup>1</sup>		Value <sup>2</sup> of one-dwelling-unit structures			
		Total	Owner occupied	Renter occupied	Vacant non-seasonal not dilap., for rent or sale	Other vacant and non-resident	Number reporting	No private bath or dilap.	No running water or dilap.	Total	Persons per room		Number reporting	Average monthly rent (dollars)	Number reporting	Average value (dollars)		
											Number reporting	1.51 or more					Occupied by non-white	
10	12	1																
	13	17	13		1	3	17		13	13					13	22230		
	14	11	11						11	11					11	27045		
	15	24	19	4	1		15	1	23	21					18	7583		
	16	23	20	2	1		21		22	21					18	6290		
	17	24	21	2	1		20		23	21					19	6321		
	18	22	19	3			21		22	22					19	6763		
	19	24	21	3			24		24	24					21	6325		
	20	24	23	1			24		24	24			52.66		22	6245		
	21	24	21	1			24		22	22					21	6609		
	22	12	11	1			10		12	7					8	6500		
	23	13	11	2			13		13	13					11	7127		
	24	24	22	2			24		24	24					22	7063		
	25	5	5				5		5	5					5	5460		
	27	10	7				9		7	7					10	21250		
	30	8	5		3		8		5	5					5	19300		
	31	1																
	34	1																
	35	18	15	2			18		17	17					14	10707		
	37	22	16	5		1	20	2	21	21					16	15125		
	38	90	69	16	3	2	90	4	85	85	2			16	61	12514		
	39	20	13	7			20	1	20	20					12	9225		
	40	9	5	4			9	2	9	9	1				5	5940		
	41	17	11	3		3	17	3	14	14	1				11	4590		
	11	1	12	9	3		12		12	12					3	6	6333	
		2	14	5	8		14	1	13	13					8	5	8860	
		3	14	11	2	1	14		13	13					2	11	10163	
		4	11	10	1		11		11	11					1	10	9600	
		5	14	10	4		14		14	14					2	10	10450	
		6	24	20	4		24	1	24	24					3	18	9750	
		7	14	11	3		14		14	14					3	10	7520	
		8	13	9	4		13		13	13					4	9	7100	
		9	21	19	2		21		21	21					2	19	8478	
		10	16	16			16		16	15					2	15	9240	
		11	58	51	4	1	2	57	5	55	54	2			4	48	6329	
		12	9	9				9		9	9					9	9	7633
		13	10	10				10		10	10					10	10	10750
		14	43	39	4			42	3	43	43	1				36	7516	
		15	37	32	4		1	37	1	36	36					30	8656	
		16	27	27				27	1	27	27					26	10588	
		17	24	22	1		1	24		23	23					21	8380	
18		14	10	4			14	1	14	14					7	8142		
19		14	12	2			14		14	14	1				10	7870		
20		15	14	1			15		15	15					14	6821		
21		12	12				12		12	12					12	7433		
22		23	23				23	1	23	23					23	7969		
23		4	4				4		4	4	1				4	6000		
24		4	4				4		4	4					4	9575		
25		22	21	1			22	1	22	22					21	6214		
26		9	6	3			9		9	9					6	7166		
27		12	11	1			12		12	12					11	7818		
28		11	10		1		11		10	10					9	11277		
29		13	9	2		1	13	1	11	11					8	4875		
30		19	18	1	1		19	1	18	18					18	7094		
31		6	5	1			6		6	6					5	6500		
32		6	6				6		6	6					5	6900		
33		4	4				4		4	4					4	5125		
34		3	2			1	3		2	2					2			
35		2																
36		1																
37		4	4				4		4	4					4	6400		
38		17	14	2		1	17		16	16	1				14	6635		
39		13	12	1			13		13	13					11	6145		
40		17	15	1		1	17		16	16					15	6260		
41		23	20	3			23	2	23	23					17	6164		
42		24	21	3			24		24	24					19	5721		
43		28	26	2			28		28	28					26	6280		
44		14	6	8			14		14	14					6	6583		
45		5	4	1			5		5	5					4	5875		
46		5	5				5	1	5	5					5	4760		
47		9	8	1			9	3	9	9					8	5525		
48		8	8				8		8	8					8	5475		
49		8	6	1			8	2	7	7					6	4866		
50		14	11	3	1		14	1	14	14	1				3	4820		
51		19	18	1			19	2	19	19					17	5282		
52		35	33	2			33		35	34					31	6290		
59		30	28	2			30	1	30	30					26	7384		
60		42	36	4			41	5	40	39					34	5461		
61		7	7			2	7		7	7					7	3700		
62		9	7	2			9	1	9	9					7	5542		
63		5	3	1		1	5		5	4					3	6166		
64		6	5				6	1	5	5					4	5625		
65		14	13		1		14		13	12					13	4638		
66		14	13	1			14		14	14					13	6023		
67		17	12	5			17	1	17	17					4	4590		

<sup>1</sup>For renter - occupied dwelling units and vacant nonseasonal not dilapidated units, for rent.  
<sup>2</sup>For owner - occupied dwelling units and vacant nonseasonal not dilapidated units, for sale only.



HOUSING—BLOCK STATISTICS

Table 3.—CHARACTERISTICS OF HOUSING FOR CENSUS TRACTS, BY BLOCKS: 1950—Con.

Census tract	Block	All dwelling units by occupancy and tenure					All dwelling units by condition and plumbing facilities			Occupied dwelling units			Contract monthly rent <sup>1</sup>		Value <sup>2</sup> of one-dwelling-unit structures		
		Total	Owner occupied	Renter occupied	Vacant non-seasonal not dilap., for rent or sale	Other vacant and non-resident	Number reporting	No private bath or dilap.	No running water or dilap.	Total	Persons per room		Occupied by non-white	Number reporting	Average monthly rent (dollars)	Number reporting	Average value (dollars)
											Number reporting	1.51 or more					
12	47	8	7	1		7			8	7			1		5	6800	
	48	14	14	2		13			14	8			2		4	7600	
	49	14	11	3		13			14	13			4	4000	12	7858	
	50	14	10	4		13			14	13			3	5000	8	8225	
	51	14	11	3		13			14	13			1		9	6444	
	52	14	11	3		13			14	12			1		11	6318	
	53	12	10	2		12			12	12			1		9	8355	
	54	12	9	3		12			12	14			1		8	9437	
	55	16	13	3	2	16			14	14			1		11	5572	
	56	17	13	4		16		2	17	17			3	3400	12	7333	
	57	11	8	3		11			11	8			3	4666	8	5562	
	58	11	3	5	2	11		2	11	8			3	3800	3	3300	
	59	3	1	2		3			3	3			1		5	10400	
	60	11	7	4		11			10	10			3	3433	5	5333	
	61	11	8	3		11			11	11			3	5200	6	7642	
	62	7	7			7			7	7					7		
	63	2				2			2	2							
	64	17	13	4		16			17	16			4	3850	12	7441	
	65	15	9	6		15			15	14			6	2916	7	6500	
	66	24	16	7		24		1	23	23			7	2928	15	5813	
	67	27	18	9		27			27	27			9	3333	14	7750	
	68	40	20	17		40		2	37	37			1	3011	12	6000	
	69	16	12	4		16		2	16	16			8	3466	12	7166	
	70	11	11	2		13			13	13			2		11	6409	
	71	11	11	4		14			14	14					13	6684	
	72	11	5	5		11			11	9			1	4025	5	7000	
	73	10	5	4		10			12	12			4	3742	5	6700	
	74	12	11	1		12			15	14			3	4500	9	5655	
	75	4	3	1		4			4	4			1		2		
	76	28	26	1	1	28			27	27			1		26	7500	
	77	6	4	2		6			6	6			2		3	8333	
	78	8	6	2	1	8			7	7			2		3	7183	
	79	11	9	2		11			11	11			2		6	6477	
	80	9	8	1		9			9	9			1		8	4700	
	81	12	11	1		12			12	11			1		11	5481	
	82	28	23	5		28			28	28			1	5375	11	7422	
	83	17	13	4		16		1	17	16			2	3066	12	5791	
	84	27	13	13		27		2	27	26			3	3142	9	5888	
	85	30	23	7		30		1	30	30			13	2766	20	7940	
	86	13	9	3		13		2	12	12			3		9	8177	
	87	14	13	1		14			14	14			1		13	8230	
	88	18	17	1		17			17	17			1		17	7864	
	89	10	10			10			10	10					10	5810	
	90	12	11	1	1	11			11	11					11	6681	
	91	28	25	3		28		5	28	28			2		24	5579	
	92	9	8	1		9			8	8			2		6	5366	
	93	9	8	1		9		2	9	9			1		6	4416	
	94	8	7	1		8			8	8			1		7	6785	
	95	10	7	2	1	10			10	9			1		7	5900	
	96	19	18	1		19			18	18			2		17	6352	
	97	9	6	3		9			9	9			3	3666	6	7500	
	98	11	6	3		11		2	9	9			2		5	6316	
	99	5	5			5			5	5					5	8080	
	100	18	14	4		17			18	18			4	4700	13	5892	
	101	34	33	1		34			34	34			1		31	13783	
	102	20	17	2	1	20			19	19			1	5800	15	1906	
	103	25	24	1		25			25	25			1		24	1857	
	104	23	23			23			23	23					22	1247	
	105	10	9	1		9			10	10			1		9	9177	
	106	26	19	6	1	26			25	23			6	4116	16	8406	
	107	6	6			6			6	6					6	7400	
	108	32	28	4		32		1	32	32			1	6100	27	9233	
	109	28	27	1		28			28	28			1		27	9322	
	110	22	22	2		22			22	22			1		22	9636	
	111	22	20	2		22			22	22			2		20	9950	
	112	13	12	1		13			13	13			2		12	8391	
	113	25	23	2		25			25	25			1		23	8339	
	114	34	31	2		34		3	33	33			1		29	7231	
	115	28	25	3		28		3	28	27			1	5666	24	9950	
	116	22	19	1	1	22		4	20	20			3		19	1115	
13	1	15	6	9		15			15	15			9	3655	5	11500	
	2	3	14	20		33			33	33			17	3841	4	6950	
	3	20	21	28		20			20	19			18	4016			
	4	5	11	28	1	50			49	49			29	3579	12	11166	
	5	29	8	9		29			29	29			8	3462	5	4100	
	6	29	21	9		29			29	27			1	5050	4	12750	
	7	14	5	9		14			14	14			9	4500	3	8666	
	8	41	23	18		41			41	40			1	3843	20	11650	
	9	6	3	3		6			6	6			16		2		
	10	40	19	17		36		4	36	35			15	4780	13	6769	
	11	22	10	12		21			22	22			1		12	5750	
	12	27	7	18		27			22	24			12	4150	6		
	13	30	15	13		27		2	29	28			18	3100	1	7884	
	14	36	12	23		35			35	35			12	3858	13	7884	
	15	57	18	38		56			56	56			23	4560	5	6500	
													35	3862	8	6187	

<sup>1</sup>For renter-occupied dwelling units and vacant nonseasonal not dilapidated units, for rent.  
<sup>2</sup>For owner-occupied dwelling units and vacant nonseasonal not dilapidated units, for sale only.















Table 3.—CHARACTERISTICS OF HOUSING FOR CENSUS TRACTS, BY BLOCKS: 1950—Con.

Census tract	Block	All dwelling units, by occupancy and tenure					All dwelling units by condition and plumbing facilities			Occupied dwelling units			Contract monthly rent <sup>1</sup>		Value <sup>2</sup> of one-dwelling-unit structures		
		Total	Owner occupied	Renter occupied	Vacant non-seasonal not dilap., for rent or sale	Other vacant and non-resident	Number reporting	No private bath or dilap.	No running water or dilap.	Total	Persons per room		Number reporting	Average monthly rent (dollars)	Number reporting	Average value (dollars)	
											Number reporting	1.51 or more					Occupied by non-white
20	12	5	4	1		5			5	5					3	2,833	
	17	10	7	2	1	10	2	2	9	9		1		2	6	5,250	
	18	9	9			7	1	1	9	9					9	3,988	
	19	13	11	1	1	13	2	2	12	12	2			2	10	3,700	
	20	8	6	1		8	2	2	8	8				2	5	3,960	
	23	6	5	1		6	3	3	6	6				1	4	2,575	
	24	1															
	25	4	4			4			4	4					4	4,375	
	26	13	11	2		12			13	13				1	11	5,627	
	27	19	15	4		19	4	4	19	19	1	2	25.00	3	13	3,961	
	28	22	11	11		21	5	1	22	22	1			11	7	3,585	
	29	13	10	3		13			13	13				3	9	5,166	
	30	21	10	11		20	7	6	21	21	2			10	5	3,920	
	31	2															
	32	4	2	2		4			4	4				2	4	7,900	
	33	4	4			4			4	4					4	4,500	
	34	4	5	1		6	1	1	6	6				1	7	5,571	
	35	7	7			7			7	7							
	36	2															
	37	11	8	2		11			10	10	1			2	7	9,028	
	39	11	9	2		11			11	11				2	8	4,250	
	40	21	6	14		19	3	2	20	17	2	2	35.81	11	5	4,100	
	41	2															
	43	4	4			4			4	4					4	4,625	
	44	5	4														
	45	1															
	46	8	8			8			8	6					8	7,312	
	47	11	8			11		1	11	11					11	6,672	
	48	13	13			13			13	13					12	9,583	
	49	1															
	50	5	3	1		5			4	4	1			1	3	6,600	
	51	27	24	3		27			27	27				3	24	8,691	
	52	8	5	3		8			8	8				3	5	8,960	
	53	11	8	2		11			10	10				3	8	9,237	
	54	17	9	7	1	17	1		16	15				2	5	7,100	
	55	7	5	2		7			7	7				2	7	7,040	
	56	10	7	2		10			10	10				1	7	6,242	
	57	14	13	1		14			14	14	1			1	12	4,375	
	58	10	10			10			10	10					10	6,730	
	59	19	15	3		19			18	18				2	13	6,423	
	60	28	15	12	1	28	7	4	27	26				9	14	6,857	
	61	19	13	5	1	19	2		18	18				5	11	6,027	
	62	13	9	4		12			13	12				3	8	9,162	
	63	7	4	3		7			7	7				3	10	7,000	
	64	10	10			10			10	10				1	10	7,000	
	65	10	9	1		10			10	10				1	7	6,662	
	66	8	7	1		8			8	8				1	8	6,428	
	67	14	13	1		13			13	12	1			16	11	6,854	
	68	24	15	9		23			23	21				3	9	6,300	
	69	13	9	4		13			12	10				3	9	7,500	
	70	14	10	3		14			13	13				4	10	5,980	
	71	34	11	22		34	2		33	33				2	6	5,980	
	72	13	9	4		12			13	13				4	9	6,255	
	73	7	3	4		7			7	7				3	3	4,000	
	74	14	9	5		14	1	1	14	14				4	8	5,812	
	75	12	11			12			11	11					11	6,681	
	76	14	12	2		13			14	14				2	12	5,333	
	77	12	8	4		12	2	2	12	12				2	7	5,928	
	78	16	15	1		16	1	1	16	15				1	13	4,192	
	79	25	14	11		25	1		25	25				11	13	4,823	
	80	13	9	4		12			13	12				4	6	5,333	
	81	11	8	3		11			11	11				3	8	5,312	
	82	15	11	3		15			14	14				3	9	6,722	
	83	9	6	3		9			9	7				3	8	8,500	
	84	11	9	2		11			11	10					1	8	8,250
	85	3	3			3			3	3							
	86	14	13	1		12			14	13				1	12	7,933	
	87	11	10	1		11			11	11				1	9	5,866	
	88	12	11	1		12			12	12				1	10	5,420	
	89	14	10	3		14	2	1	13	13				4	9	6,111	
	90	9	6	3		9			9	9				2	5	7,100	
	91	13	8	5		13		1	13	13	1			3	7	6,257	
	92	12	9	3		12			12	12				1	9	4,555	
	93	13	10	2		13			12	12				3	9	6,580	
	95	3	3			3			3	3					3	6,400	
	96	5	3	2		5			5	5				2	3	3,933	
	97	12	9	3		12			12	12				2	3	5,088	
	98	11	9	2		11			11	11				2	7	5,071	
	99	3	3			3			3	3					3	7,900	
	100	2															
	102	60	55	4		58	1	1	59	59	2			4	54	5,646	
	103	14	11	3		14			14	14				3	11	5,163	
	104	25	19	5		20			24	24				3	19	6,394	
	105	28	26	2		28			28	28				2	25	5,664	
	106	14	13	1		12			14	14				1	13	5,876	
	107	24	22	2		23			24	24				2	22	5,359	
	108	18	17	1		18			18	18				1	15	4,986	

<sup>1</sup>For renter - occupied dwelling units and vacant nonseasonal not dilapidated units, for rent.  
<sup>2</sup>For owner - occupied dwelling units and vacant nonseasonal not dilapidated units, for sale only.

HOUSING—BLOCK STATISTICS

Table 3.—CHARACTERISTICS OF HOUSING FOR CENSUS TRACTS, BY BLOCKS: 1950—Con.

Table with 17 columns: Census tract, Block, All dwelling units by occupancy and tenure (Total, Owner occupied, Renter occupied, Vacant non-seasonal not dilap., for rent or sale, Other vacant and non-resident), All dwelling units by condition and plumbing facilities (Number reporting, No private bath or dilap., No running water or dilap.), Occupied dwelling units (Total, Persons per room (Number reporting, 1.51 or more), Occupied by non-white), Contract monthly rent (Number reporting, Average monthly rent (dollars)), and Value of one-dwelling-unit structures (Number reporting, Average value (dollars)). Rows are numbered 20, 21, 22.

1For renter - occupied dwelling units and vacant nonseasonal not dilapidated units, for rent.
2For owner - occupied dwelling units and vacant nonseasonal not dilapidated units, for sale only.

TACOMA, WASH.

Table 3.-CHARACTERISTICS OF HOUSING FOR CENSUS TRACTS, BY BLOCKS, 1950-Con.

Census tract	Block	All dwelling units by occupancy and tenure					All dwelling units by condition and plumbing facilities			Occupied dwelling units			Contract monthly rent <sup>1</sup>		Value <sup>2</sup> of one-dwelling-unit structures		
		Total	Owner occupied	Renter occupied	Vacant non-seasonal not dilap., for rent or sale	Other vacant and non-resident	Number reporting	No private bath or dilap.	No running water or dilap.	Total	Persons per room		Number reporting	Average monthly rent (dollars)	Number reporting	Average value (dollars)	
											Number reporting	1.51 or more					Occupied by non-white
22	2	31	1	25	4	1	31		26	26		4	24	261.2	2		
	3	53	2	49	1	3	52		51	49	2	10	46	244.7	3		
	4	84		21	1	3	21		21	20		2	21	280.9	9		
	5	86	2	69	8	7	86	1	71	68	2	10	68	257.0	2		
	6	47		47	4		52		48	47		1	3	47	254.2	2	
	7	54	1	47	5		85		82	81	3	2	82	251.5	2		
	8	67		82	5		24		25	23		3	25	273.2	5		
	9	25		25			20		20	20		1	1	20	231.0	2	
	10	23		20		3	10		9	9		1	1	8	353.7	0	
	11	11		29		2	29		29	29		3	28	271.0			
	12		41	1	38		2	40		39	38	1	1	37	252.4	2	
	13		29		26	3		29	1	26	26	4	2	26	267.3	3	
	14		30	1	26	3		29		27	26	4	2	26	265.6	7	
	15		26		23		2	26		24	24			23	251.7	0	
	16		28		28			28		28	28	1	1	28	258.8	2	
	17		24		22	1		24		23	23	1	2	20	250.0	0	
	18		14	1	10	2		12		10	9		1	10	251.7	0	
	19		44		33		1	33		33	32	1	1	33	251.8	1	
	20		35		32	3		32		32	32	1	1	33	247.2	2	
	21		39		37	1	1	37		37	37		1	38	230.7		
	22		46		34	12		44	1	34	33	3	6	35	236.5	5	
	23		21		15	5	1	21		15	15		1	15	265.3	3	
	24		14		14	8		19		14	14	1	1	14	241.3	3	
	25		18		18	4		22		18	18	2	2	16	257.5	5	
	26		33		33	6		34		33	33	1	1	33	251.7	5	
	27		24		24	4		28		24	24	1	1	24	286.8	5	
	28		28		24	4		25		24	24	3	2	24	279.5	5	
	29		18		18	1		18		18	18	1	1	18	256.6	6	
	30		19		19	10		26		19	19		6	19	272.2	6	
	31		37		34	3		34		34	34	3	3	34	256.1		
	32		36	1	33	2		35		34	33	1	19	35	257.4	4	
	33		33		31	8		35	1	31	31		9	27	255.8	8	
	34		34		24	8		30		24	24	1	11	23	230.0	0	
	35		36		30	3		33		30	30	2	10	30	259.6	0	
	36		33		34	2	2	37		34	34		4	33	243.0	0	
	37		38		13			13	1	13	13	1	5	5	270.7	7	
	38		30		29	6		35		29	28	1	10	10	286.8	8	
	39		30		27	3		29		27	26	1	10	10	286.4	6	
	40		31	1	30			28		31	29	4	15	28	255.0	3	
	41		29		29			29		29	27	2	17	29	255.2		
	42		35		28	7		35		28	27	1	19	35	257.1		
	43		12		12	4	8	12		12	12	6	5	23	332.1		
	44		25		22	3		22	8	22	22	6	18	23	344.6		
	45		41		32	8	1	41	1	42	42	4	4	41	330.9		
	46		63		42	3	18	63	1	42	42	3	7	43	356.7		
	47		53		29	24		52		29	28	3	3	37	356.2		
	48		37		23	14		37		23	23	3	6	37			
23	1	24		22	1		24		23	22		1	2		22	553.6	
	2	30		28	2	1	30		30	29	2		3		27	61.74	
	3	22		19	3		22		22	22			2	26.66	18	59.33	
	4	22		20	2		22		22	22			2		18	70.33	
	5	26		24	2		25		26	25					20	65.40	
	6	21		21			21		21	21					21	81.80	
	7	19		16	2	1		18	1	18	18		3		15	53.00	
	8	15		11	4			15	2	15	15	2	4		11	44.27	
	9	28		26	1	1		28	2	27	27		1		26	66.57	
	10	34		32	2			32	1	34	32	1	1		29	68.37	
	11		27		26	1		27		27	27	1	1		23	79.43	
	12		16		14	2		16		16	15		1		13	84.84	
	13		16		16			16		16	16	1	1		16	74.50	
	14		15		12	3		13		15	14			1	11	75.63	
	15		2		2			2		2	2	2	3		25	59.76	
	16		32		27	4	1	32	2	31	31	2	3	35.00	11	50.72	
	17		17		12	4		17		16	16		1		8	65.25	
	18		10		9	1		10	1	10	10	1	1		13	61.92	
	19		19		17	1	1	17		18	18		1		11	76.36	
	20		12		11	1		11		12	12		1		11		
	21		23		20	2	1	23		22	22		3	33.33	20	63.55	
	22		7		6	1		7		7	7	1	1		6	50.83	
	23		9		2	7		9		9	8		2		2		
	24		18		16	2		17		18	18		1		15	64.00	
	25		20		19	1		20	1	20	20		1		18	49.33	
	26		5		3	2		5		5	5		3		3	80.00	
	27		19		15	3	1	19	1	18	17	1	3	35.00	16	62.12	
	28		15		15			15		15	15				14	62.85	
	29		9		9			9		9	9	1	2		9	59.77	
	30		25		23	2		25		25	25				23	62.26	
	31		2														
	32		18		11	7		18	5	18	18		7	40.85	9	55.00	
	33		10		8	2		10	1	10	10				8	44.62	
	34		27		25	2		27		27	26				25	58.68	
	35		38		28			38	1	38	38	1			27	58.14	
	36		18		13	5		18		18	18		5		13	63.84	
	37		21		19	2		20		21	20		1		18	53.72	
	38		9		9			9	1	9	8		3		6	51.50	

<sup>1</sup>For renter - occupied dwelling units and vacant nonseasonal not dilapidated units, for rent.  
<sup>2</sup>For owner - occupied dwelling units and vacant nonseasonal not dilapidated units, for sale only.

HOUSING—BLOCK STATISTICS

Table 3.—CHARACTERISTICS OF HOUSING FOR CENSUS TRACTS, BY BLOCKS: 1950—Con.

Census tract	Block	All dwelling units by occupancy and tenure					All dwelling units by condition and plumbing facilities			Occupied dwelling units			Contract monthly rent <sup>1</sup>		Value <sup>2</sup> of one-dwelling-unit structures	
		Total	Owner occupied	Renter occupied	Vacant non-seasonal not dilap., for rent or sale	Other vacant and non-resident	Number reporting	No private bath or dilap.	No running water or dilap.	Total	Persons per room	Occupied by non-white	Number reporting	Average monthly rent (dollars)	Number reporting	Average value (dollars)
23	39	2														
	40	20	15	3	2	1	19		18	18		4	7 5 0 0	15	6 6 5 3	
	41	22	17	2	2		19	3	19	18		2		13	5 7 6 9	
	43	15	14	1	1		15		15	15		1		14	7 2 2 8	
	44	33	31	1	1		31	4	32	32		1		31	5 8 9 0	
	45	3	3				3		3	3		1		3	1 0 6 6 6	
	46	2														
	47	9	6	3			8	1	9	8		1		6	5 3 5 0	
	48	7	6	1			7		7	7		1		5	5 5 0 0	
	49	4	4				4	1	4	4		1		4	3 9 0 0	
	50	3	3				3		3	3				3	5 7 6 6	
	51	11	11				11		11	11				11	5 3 8 1	
	52	9	7	2			9		9	9		2		7	5 0 5 7	
	53	30	28	2			28	4	30	27		1		23	5 5 6 5	
	54	20	15	4		1	20	1	19	19		2		14	5 4 1 4	
	55	4	4				4		4	4				4	4 5 0 0	
	56	2														
	57	8	7	1			8	3	8	8				6	3 2 5 0	
	59	7	5	2			7		7	7				5	6 2 2 0	
	61	6	5	1			6		6	6		1		5	5 4 4 0	
	62	1														
	63	4	3	1			4		4	4				2	2 2 0 0	
	64	5	3	2			4	1	5	5		1		2	2 2 0 0	
	65	3	2	1			3		3	3		1		2	2 2 0 0	
	68	2														
	69	11	10	1			11		11	11		1		9	5 0 6 6	
	70	5	5				5	1	5	5				5	5 5 0 0	
	72	1														
	73	9	9				9		9	9				9	6 3 5 5	
	74	8	6	1		1	8		7	7		1		5	6 7 3 0	
	75	5	5				5		5	5				4	6 6 5 0	
	76	9	7	1		1	9		8	8				6	5 5 3 3	
	77	14	12	2			14	1	14	14		2		12	5 8 8 3	
	78	6	5	1			6		6	6		1		6	4 2 0 0	
	79	9	7	2			9		9	9		2		6	7 2 3 3	
	80	2														
24	1	6	6				6		6	6				5	8 4 6 0	
	2	10	10				9		10	10				9	5 5 0 0	
	3	31	30		1		31		30	30	1			29	8 7 9 3	
	4	23	19	3		1	22		22	22		3	5 4 3 3	18	1 0 8 9 4	
	5	37	24	12		1	32	2	36	36		11	3 8 7 2	21	7 0 6 6	
	6	40	33	6		1	37		39	38		2	4 7 5 0	30	8 1 8 0	
	7	32	30	2			32		32	32		4		28	7 1 8 9	
	8	36	28	7		1	35	2	35	35	1	7	4 5 4 2	22	7 5 6 8	
	9	37	27	9		1	34	3	36	36		8	3 8 5 0	24	6 0 9 1	
	10	49	33	15		1	49	4	48	48		16	4 2 8 7	30	7 0 4 6	
	11	34	31	3			32		34	34		3	4 8 3 3	30	8 2 3 0	
	12	37	34	3			37		37	36	1	3	3 4 6 6	30	7 5 6 6	
	13	39	38	1			39		39	39				36	8 7 0 2	
	14	39	34	5			39	2	39	39		2		32	8 9 3 1	
	15	37	26	9		2	37	1	35	34		10	4 0 8 0	23	9 5 3 0	
	16	26	25	1			26	1	26	26		1		23	6 1 6 0	
	17	27	26	1		1	27		26	25	1			24	7 0 7 0	
	18	27	23	2		2	27	1	27	24		3	6 5 0 0	23	7 2 1 3	
	19	4	4				4		4	4		1		2	2 2 0 0	
	20	3	3				3		3	3				3	9 6 3 3	
	21	19	17	2			19	1	19	19				17	9 6 5 2	
	22	20	17	3			20	3	20	19	1	2		13	6 8 6 9	
	23	20	17	3			20		20	20		3	5 1 6 6	15	7 2 4 0	
	24	23	21	1			22		22	22		1		20	8 0 5 0	
	25	26	23	3		1	26	2	26	25		3	3 4 0 0	22	8 7 1 3	
	26	27	26	1			27		27	26		1		22	7 7 4 2	
	27	24	23	1			23		24	24		1		22	9 9 6 8	
	28	22	20	2			21		22	22		2		18	8 8 1 1	
	29	19	17	2			19		19	19		2		17	7 6 7 0	
	30	22	19	3			21		22	22		3	6 5 0 0	17	8 1 4 1	
	31	21	17	4			21		21	21	1	4	3 7 7 5	14	7 2 7 1	
	32	24	24				23		24	24				20	8 3 9 5	
	33	27	27				27		27	26				27	7 1 4 8	
	34	22	17	5			22	1	22	22		5	2 6 0 0	16	1 0 3 4 3	
	35	22	22				22		22	22				22	7 4 4 5	
	36	17	16	1			17	1	17	17		1		14	8 5 3 5	
	37	7	7				7		7	7				7	8 4 2 8	
	38	16	14	2			16		16	16		1		14	7 0 0 0	
	39	4	4				4		4	4				14	8 1 2 5	
	40	9	7	1		1	9		8	8		1		7	7 7 1 4	
	41	21	19	1			21		20	20		1		19	7 9 6 3	
	42	20	19				20		19	19				18	7 0 9 4	
	43	23	22	1			23		23	23		1		22	9 0 6 3	
	44	14	9	4		1	14		13	13		4	5 0 0 0	7	1 1 0 1 4	
	45	32	27	4			32		31	31		4	4 8 7 5	26	7 3 4 2	
	46	20	16	3			19		19	19		3	4 6 6 6	15	1 0 1 3 3	
	47	27	20	7		1	27		27	27		7	3 5 7 1	20	8 1 5 5	
	48	24	21	3			24		24	24		3		16	8 8 2 5	
	49	21	20	1			20	1	21	21		1	2 4 3 3	19	7 1 8 4	

<sup>1</sup>For renter-occupied dwelling units and vacant nonseasonal not dilapidated units, for rent.  
<sup>2</sup>For owner-occupied dwelling units and vacant nonseasonal not dilapidated units, for sale only.



HOUSING—BLOCK STATISTICS

Table 3.—CHARACTERISTICS OF HOUSING FOR CENSUS TRACTS, BY BLOCKS: 1950—Con.

Census tract	Block	All dwelling units by occupancy and tenure					All dwelling units by condition and plumbing facilities			Occupied dwelling units			Contract monthly rent <sup>1</sup>		Value <sup>2</sup> of one-dwelling-unit structures		
		Total	Owner occupied	Renter occupied	Vacant non-seasonal not dilap., for rent or sale	Other vacant and non-resident	Number reporting	No private bath or dilap.	No running water or dilap.	Total	Persons per room		Occupied by non-white	Number reporting	Average monthly rent (dollars)	Number reporting	Average value (dollars)
											Number reporting	1.51 or more					
25	39	21	16	4	1	21			20	20			5	44.00	16	7,081	
	40	30	20	1	1	30	2	1	29	29	1		8	52.12	16	6,550	
	41	31	22	1		31	6		31	31			9	41.22	20	6,565	
	42	29	27			29			29	29	2		2		27	6,925	
	43	33	20			33			33	21			8		21	6,166	
	44	28	18			28			28	25			8	32.52	16	8,050	
	45	31	16		1	31			31	20			2		17	8,147	
	46	27	19		1	27			27	20			3	6.66	19	6,763	
	47	23	14			23			23	21			3	51.66	22	8,027	
	48	24	22			24			24	27			2		21	6,328	
	49	26	23			26			26	26	2		3	32.66	20	7,295	
	50	20	19			20			20	18			1		18	6,494	
	51	18	17			18			18	18			1		16	8,087	
	52	18	17		1	18			18	17			1		17	7,858	
	53	16	12		1	16			16	16			3	25.00	12	6,000	
	54	13	12			13			13	13			1		11	6,409	
	55	8	7			8	1		8	9			1		7	5,928	
	56	13	12			13			13	11			1		11	6,172	
	57	12	10		1	12			12	12			2		10	4,990	
	58	10	10			10			10	10					9	6,166	
	59	6	4		1	6			5	5			1		4	4,725	
	60	6	4		1	6			7	7			2		5	5,500	
	61	16	10			16			16	16			5	45.60	7	5,914	
	62	10	6			10			6	6					5	5,900	
	63	10	7			10			10	10			1		8	7,500	
	64	17	11			17			17	17			1		10	6,000	
	65	31	29		1	31			31	20			8	39.62	9	5,377	
	66	29	20		3	29			29	25			11	42.81	12	6,483	
	67	20	19			20			20	20			1		13	6,400	
	68	24	23			24			24	24			1		19	7,000	
	69	22	18		4	22			22	22			4	31.25	18	6,405	
	70	22	22			22			22	21			2		19	7,000	
	71	22	22			22			22	22			3	25.66	19	7,294	
	72	22	22			22			22	22					16	6,456	
	73	24	24			24			24	23			1	26.60	14	8,314	
	74	14	13			14	2		14	15				56.66	10	9,190	
	75	24	24		1	24			24	22			3	21.66	18	6,111	
	76	18	18			18	2		18	18		1	5	27.40	10	5,520	
	77	17	17			17			18	18			1		6	5,166	
	78	18	17		1	18			18	18			1		13	5,976	
	79	9	7		2	9			9	9			2		7	8,900	
	80	4	4			4			4	4					3	5,166	
	81	5	4			5	1		5	4		1	1		4	5,200	
	82	6	6		1	6			6	6					4	5,900	
	83	7	7			7			7	6			1		4	4,175	
	84	10	8		2	10			9	9			1		7	7,042	
	85	2	2			2			2	2					4	4,175	
	86	4	4			4			4	4					4	4,150	
	87	6	6			6			6	6					5	5,440	
	88	19	19		1	20			20	19					17	6,647	
	89	25	19			25			24	24			5	43.40	17	6,017	
	90	15	12		3	15			15	15			1		12	6,558	
	91	21	15			21			19	19			4	46.25	11	5,281	
	92	22	17		2	22			22	20			3	36.66	16	5,456	
	93	31	23		1	31			30	30			7	44.28	22	6,818	
	94	26	20			26			26	26			6	34.66	16	7,718	
	95	19	19			19			26	26			6	41.00	16	8,031	
	96	23	23			23			22	22			5	35.60	21	8,357	
	97	17	17		3	18			22	22			6	50.66	14	10,071	
	98	18	12			18			18	18			6	40.33	11	6,627	
	99	25	16		1	25			24	24			6	32.83	14	6,957	
	100	18	17			18			18	18			1		16	6,825	
	101	20	20			20			25	25			5	45.60	19	6,821	
	102	22	17			22			22	22			5	49.00	14	5,892	
	103	28	23		2	28			28	26			4	38.25	20	6,545	
	104	8	6			8			6	5					5	8,080	
	105	12	10		1	12			11	11			1		9	6,833	
	106	9	8			9			9	8			1		7	6,114	
	107	11	10			11			11	11			1		6	5,583	
	108	11	10			11			11	11			1		9	5,922	
	109	4	3			4			4	3			1		3	6,466	
	110	5	5			5			5	5			1		1		
	111	5	4			5			5	5					5	6,620	
	112	5	4			5			4	4					4	6,125	
	113	5	4			5			5	5					3	6,466	
	114	16	15			16			15	15			2		3	7,090	
	115	16	15		1	16			15	15			3	44.33	11	6,481	
	116	16	15			16			16	16			2		15	6,720	
	117	13	12			13			13	12			1		12	7,416	
	118	13	12			13			13	12					12	7,416	
	119	20	20			20			22	22			2		20	7,235	
	120	22	19			22			24	26			7	33.71	15	7,253	
	121	19	18			19			19	19			1		17	6,652	
	122	4	4			4			4	4					4	6,625	
	123	20	16			20			20	20			4	47.50	15	5,973	
	124	18	15		1	18			16	16			2		15	7,873	
	125	24	24			24			24	24					23	7,756	

<sup>1</sup>For renter-occupied dwelling units and vacant nonseasonal not dilapidated units, for rent.  
<sup>2</sup>For owner-occupied dwelling units and vacant nonseasonal not dilapidated units, for sale only.





HOUSING—BLOCK STATISTICS

Table 3.—CHARACTERISTICS OF HOUSING FOR CENSUS TRACTS, BY BLOCKS: 1950—Con.

Census tract	Block	All dwelling units by occupancy and tenure					All dwelling units by condition and plumbing facilities			Occupied dwelling units			Contract monthly rent <sup>1</sup>		Value <sup>2</sup> of one-dwelling-unit structures	
		Total	Owner occupied	Renter occupied	Vacant non-seasonal not dilap., for rent or sale	Other vacant and non-resident	Number reporting	No private bath or dilap.	No running water or dilap.	Total	Persons per room		Number reporting	Average monthly rent (dollars)	Number reporting	Average value (dollars)
											Number reporting	1.51 or more				
26	81	5	3	1		1			4	4						
	82	3	3						4	4		1			3	7.666
	83	4	4						4	4		2			3	5.766
	84	4	4						4	4					4	6.250
27	1	11	7	4					10	3	1					
	2	18	12	5		3			17	7	3		2	4	6	2.933
	3	17	12	5		3			15	6			2	4	10	3.800
	4	2	2						7	2			8	1	5	2.960
	5	2	2						7	2			1	5		4.120
	6	2	2						7	2						
	7	2	2						7	2						
	8	4	4						4	3			4	1.625		
	9	4	4						4	4			3	2.500		
	17	4	4						4	4			3	3.750		
	18	6	6						6	6			6			
	22	1	1						1	1						
	23	3	3						3	3						
	26	3	3						3	3						
	27	1	1						1	1						
	28	4	4						4	4						
	29	3	3						3	3						
	31	3	3						3	3						
	34	3	3						3	3						
	35	1	1						1	1						
	40	1	1						1	1						
	41	1	1						1	1						
	42	16	9	6	1				16	6	6		7	67.14	8	4.087
	44	1	1						1	1						
	45	8	8						8	8						
	46	3	3						3	3						
	48	4	4						4	4						
	49	11	11						11	11						
	51	1	1						1	1						
	53	3	3						3	3						
	54	9	9						9	9						
	58	22	22						22	22						
	59	1	1						1	1						
	60	17	16	1					17	2	2					
	61	30	26	4					30	3	2					
	62	6	3	3					6	5	5			32.50	2	6.795
	63	5	1	4					5	4	1					
	64	6	3	3					6	4	2					
	65	12	5	7					12	9	2					
	66	9	6	3					9	8	1					
67	9	7	2					9	9							
68	11	10	1					11	11							
69	1	1						1	1							
71	2	2						2	2							
72	3	3						3	3							
73	3	3						3	3							
74	3	3						3	3							
75	12	6	6					12	5	1						
77	11	7	4					11	3	3						
78	9	9						9	1	1						
79	7	4	3					7	5							
80	14	10	4					14	14							
81	43	21	22					43	37	3						
82	5	3	2					5	5							
83	8	2	6					8	8							
84	11	7	4					11	11							
85	1	1						1	1							
88	26	9	17					26	25	1						
89	34	16	18					34	32	2						
90	37	8	29					37	32	5						
91	10	5	5					10	9	1						
92	2	2						2	2							
94	7	1	6					7	7							
95	35	9	26					35	30	5						
96	23	10	13					23	20	3						
97	4	1	3					4	4							
100	14	11	3					14	12	2						
101	4	3	1					4	4							
102	5	4	1					5	5							
103	5	4	1					5	5							
104	13	6	7					13	13							
105	25	7	18					25	24	1						
106	22	15	7					22	22							
107	12	9	3					12	12							
109	7	6	1					7	7							
110	8	8						8	8							
111	27	14	13					27	25	2						
112	19	11	8					19	17	2						
113	23	18	5					23	22	1						
114	37	11	26					37	33	4						
115	8	4	4					8	8							
116	23	11	11					23	22	1						

<sup>1</sup>For renter - occupied dwelling units and vacant nonseasonal not dilapidated units, for rent.  
<sup>2</sup>For owner - occupied dwelling units and vacant nonseasonal not dilapidated units, for sale only.



HOUSING—BLOCK STATISTICS

Table 3.—CHARACTERISTICS OF HOUSING FOR CENSUS TRACTS, BY BLOCKS: 1950—Con.

Census tract	Block	All dwelling units by occupancy and tenure					All dwelling units by condition and plumbing facilities			Occupied dwelling units			Contract monthly rent <sup>1</sup>		Value <sup>2</sup> of one-dwelling-unit structures	
		Total	Owner occupied	Renter occupied	Vacant non-seasonal not dilap., for rent or sale	Other vacant and non-resident	Number reporting	No private bath or dilap.	No running water or dilap.	Total	Persons per room		Number reporting	Average monthly rent (dollars)	Number reporting	Average value (dollars)
											Number reporting	1.51 or more				
29	3	9	8	1					9	9						
	4	12	10	1					11	11						8
	5	13	8	2					10	10						8
	6	21	14	3					21	21	1					7
	7	17	13	3					16	16				41.00		12
	8	16	8	5					15	15				43.33		13
	9	25	18	7					23	23				40.00		7
	10	12	10	2					12	12				33.50		5
	11	3	2						2	2				29.50		18
	12	4	3	1					2	2	1					8
	13															2
	14	13	12	1					13	13						12
	15	8	8						8	8						3
	16	8	5	3					8	8			50.00			8
	17	1														3
	18	4	4						4	4						3
	19	12	9	3					12	12						8
	20	2							2	2						3
	21	2							2	2						8
	22	1							1	1						5
	23	1							1	1						8
	24	6	5	1					6	6						5
	25	12	12						12	12						8
	26	22	20						22	20						20
	27	12	12						12	12						12
	28	13	8	5					10	13						7
	29	13	8	5					11	11				30.80		6
	30	10	2	8					10	10				46.66		7
	31	21	17	4					21	17				30.28		2
	32	22	16	6					21	21				45.66		15
	33	31	20	11					31	20				49.33		14
	34	30	15	15					29	30				42.47		7
	35	30	15	15					30	30				40.92		12
	36	35	20	15					32	32				31.91		15
	37	7	5	2					7	7						4
	38	16	13	3					16	16						11
	39	19	13	6					19	19						12
	40	21	13	8					21	20				38.80		12
	41	15	10	5					15	14				46.37		10
	42	11	11						11	11				42.50		8
	43	22	18	4					22	18						11
	44	28	20	8					21	21				50.00		17
	45	10	9	1					10	10				34.00		17
	46	6	6						6	6						9
	47	11	8	3					11	11						6
	48	35	23	12					35	35				48.33		7
	49	23	19	4					23	23				47.30		18
	50	24	14	10					24	24						17
	51	23	15	8					22	23				41.71		12
	52	17	10	7					17	17				40.71		14
	53	12	10	2					12	12				27.66		9
	54	17	14	3					17	16						9
	55	6	5	1					6	6						11
	56	12	11	1					12	12						5
	57															11
	58															5
	59	11	10	1					11	11						10
	60	13	10	3					13	13						9
	61	22	19	3					22	22				31.66		9
	62	5	2	3					5	3				31.66		18
	63	12	9	3					12	12						2
	64	24	22	2					24	24						8
	65	25	24	1					25	24						20
	66	32	23	9					32	25						22
	67	20	19	1					20	21				38.37		17
	68	22	21	1					22	21						17
	69	30	18	12					28	28						18
	70	26	23	3					26	26						15
	71	25	21	4					25	25				34.11		23
	72	5	4	1					5	5						21
	73	6	5	1					6	5				35.25		3
	74	14	11	3					14	14						4
	75	10	10						10	10				25.00		11
	76	8	7	1					8	8						10
	77	23	18	5					23	23						7
	78	8	8						8	8				38.33		17
	79	21	17	4					21	21						8
	80	22	19	3					22	20				42.50		16
	81	25	18	7					25	22				50.00		17
	82	26	24	2					26	23				38.60		17
	83	17	12	5					17	14						24
	84	23	20	3					23	15						11
	85	17	15	2					17	23				46.33		19
	86	20	18	2					20	17						13
	87	9	8	1					9	9						18
	88	19	17	2					19	19						8
	89	11	7	4					11	10						15
	90	12	11	1					12	10						7
	91	47	38	9					47	47				43.75		10
	92	21	17	4					21	20						37
	93	20	18	2					20	20				50.22		15
	94	22	19	3					22	20						16
	95	24	18	6					24	21				41.66		17
									23	23				41.00		17

<sup>1</sup>For renter - occupied dwelling units and vacant nonseasonal not dilapidated units, for rent.  
<sup>2</sup>For owner - occupied dwelling units and vacant nonseasonal not dilapidated units, for sale only.

Table 3.—CHARACTERISTICS OF HOUSING FOR CENSUS TRACTS, BY BLOCKS: 1950—Con.

Census tract	Block	All dwelling units by occupancy and tenure					All dwelling units by condition and plumbing facilities			Occupied dwelling units			Contract monthly rent <sup>1</sup>	Value <sup>2</sup> of one-dwelling-unit structures		
		Total	Owner occupied	Renter occupied	Vacant non-seasonal not dilap., for rent or sale	Other vacant and non-resident	Number reporting	No private bath or dilap.	No running water or dilap.	Total	Persons per room		Number reporting	Average monthly rent (dollars)	Number reporting	Average value (dollars)
											Number reporting	1.51 or more				
29	96	23	19	4		23			23	23			4	45.00	18	7,272
	97	21	18	3		21	2	1	19	19					18	5,444
	98	22	19	3		22			22	22		3	36.66	18	6,877	
	99	20	19	1		20			20	20		1	44.00	19	6,184	
	100	32	26	5	1	32			31	30		1	5	26	6,465	
	101	11	9	2		10			10	10				8	5,325	
	102	7	7			7			7	7				7	6,328	
	103	21	20	1		21	2	2	21	21	1	1	63.33	19	6,936	
	104	18	14	4	1	18	1		17	17		3		14	6,442	
	105	16	16			16			16	16				15	5,093	
	106	4	4			4	1	1	4	4			32	59.28	4	7,625
107	123	86	33	4	121	4	2	119	117	4			79	6,930		
30	1	1				4			4	4				4	8,100	
	2	4				4			4	4				4	5,766	
	3	13	10	3		13			13	13		3	30.66	9	5,866	
	4	14	11	3		14	1		14	14	1			8	5,412	
	5	15	10	5		15	2		15	15			45.00	8	6,785	
	6	11	8	3		11	1		10	10				3	6,441	
	7	16	12	4		16			15	15			43.33	12	5,521	
	8	16	12	4		16			16	16			43.33	14	7,083	
	9	19	16	3		19	5		18	18		1		12	5,606	
	10	41	32	9	2	40	4	2	38	38			31.00	31	6,655	
	11	45	39	6	1	43			43	43	1	1	32.50	34	4,450	
	12	14	12	2		14	2	2	14	13				12	6,085	
	13	38	35	3		38	3	2	37	37	1			35	6,158	
	14	18	18			18			18	18				17	7,292	
	15	19	15	4		19	3	1	19	19	3		22.75	14	4,709	
	16	13	12	1		13	1		13	13				11	5,911	
	17	20	18	2		19	1		20	20		1		18	5,581	
	18	16	13	3		16	1	2	14	13				11	4,850	
	19	21	20	1		20	1		21	21	1			16	6,833	
	20	23	19	4		23	1	1	23	23	1		65.00	15	6,866	
	21	14	14			14			14	14	1			12	3,550	
	22	17	10	7	1	16	4		15	15		4	28.75	8	6,185	
	23	54	24	30	1	54	29	25	32	31	2		46.25	21	5,587	
	24	10	9	1		10	2		10	10				8	7,238	
	25	19	15	4		19	3		18	18			55.00	13	5,453	
	26	18	16	2		18	2		18	18				11	4,018	
	27	20	14	6		19	4	1	19	18	3		33.00	12	5,841	
	28	14	12	2		14	1	1	14	14	1			10	5,130	
	29	12	10	2		12	2		12	12	1			14	7,471	
	30	17	14	3		16	2	2	16	16	1			7	6,185	
	31	8	7	1		7			7	7				14	8,021	
32	18	14	4		18			17	17		2		23	8,117		
33	25	23	2		25			25	25				23	7,404		
34	23	23			23			23	23				17	7,070		
35	10	7	3		10	1	1	10	10		3	62.00	7	7,442		
36	14	13	1		14	1		14	12				11	7,381		
37	14	13	1		14	1		14	7				7	7,100		
38	15	13	2		15	3	3	15	15				10	6,530		
39	4	4			4			4	4				3	6,500		
40	7	6	1		7	1	1	7	7				6	3,750		
41	7	7			7	1	1	7	7				6	3,583		
42	1	1			1			1	1				15	5,106		
43	9	8	1		9	1	1	9	7		1		11	6,281		
44	20	17	3		20	3	2	19	19	1			11	6,871		
45	13	11	2		13			12	12				7	6,818		
46	10	7	3		10			12	10				11	4,000		
47	12	12			12	1		12	8				6	4,150		
48	8	8			7	1	1	6	6		1		6	6,275		
49	6	6			6			6	6	1			8			
50	11	8	3		10	1	1	10	10				8			
51	2				2			2	2				5	7,200		
52	5	5			5			5	5				3	4,000		
53	6	4	2		6			6	5				1			
31	1	30	20	10		30			30	28			8	4,437	18	6,994
	2	42	32	10		42			41	40			9	3,655	31	6,387
	3	53	43	10		51	4	3	52	50			8	3,812	40	6,390
	4	20	15	5		20			18	18			4	4,450	13	6,346
	5	25	24	1		25	1	1	24	24				23	6,282	
	6	9	7	2		9			9	9			2	8,100		
	7	26	23	3		26			25	25			2	5,777		
	8	12	11	1		11			12	12			1	11	5,545	
	9	19	18	1		18			19	19			1	18	6,138	
	10	14	12	2		14			14	14			2	9	7,222	
	11	13	10	3		13	1		12	11			1	2	15,500	
	12	24	23	1		24			24	24			4	4	7,517	
	13	11	7	4		11			11	11	1			4	8,250	
	14	13	13			13	1	1	13	13				12	6,250	
15	11	11			10			11	11	1			11	6,448		
16	13	10	3		13			11	11				9	4,488		
17	7	4	3		7	1	1	7	5				4	7,375		

<sup>1</sup>For renter - occupied dwelling units and vacant nonsessional not dilapidated units, for rent.  
<sup>2</sup>For owner - occupied dwelling units and vacant nonsessional not dilapidated units, for sale only.

HOUSING—BLOCK STATISTICS

Table 3.—CHARACTERISTICS OF HOUSING FOR CENSUS TRACTS, BY BLOCKS: 1950—Con.

Census tract	Block	All dwelling units by occupancy and tenure					All dwelling units by condition and plumbing facilities			Occupied dwelling units			Contract monthly rent <sup>1</sup>		Value <sup>2</sup> of one-dwelling-unit structures	
		Total	Owner occupied	Renter occupied	Vacant non-seasonal not dilap., for rent or sale	Other vacant and non-resident	Number reporting	No private bath or dilap.	No running water or dilap.	Total	Persons per room	Occupied by non-white	Number reporting	Average monthly rent (dollars)	Number reporting	Average value (dollars)
										Number reporting	1.51 or more					
31	19	40	34	4		2	39			38	37			2	30	8,840
	21	11	10	1			11			11	11			1	9	4,966
	22	16	16				15	1	1	16	15				14	5,485
	23	11	8	3			11			11	11			2	8	5,375
	24	14	13	1			14			14	12			2	12	6,325
	25	17	15	2			17			16	16			1	14	5,400
	26	12	10	2	1		12			12	12			1	16	6,531
	27	10	10				10			10	10			4	8	6,925
	28	22	17	5			22	1	1	22	22		31.25	3	16	6,500
	29	33	29	4			33			33	33		25.00	5	16	6,450
	30	37	33	4			37			37	37		37.85	7	25	6,984
	31	28	28				28			28	28			3	22	7,545
	32	15	15				15			15	15		59.66	15	15	7,046
	33	16	16				16			16	16			2	15	7,000
	34	11	11				11			11	11			1	10	8,350
	35	12	12				12			12	12			2	12	7,625
	36	21	18	3			21			21	18			1	18	6,822
	37	9	9				9			9	9				9	7,622
	38	12	12				12			12	12				12	8,508
	39	13	12	1			13			13	12			1	11	6,545
	40	7	5			1	7			6	6			1	5	7,800
	41	8	7	1			8			8	8			2	7	6,657
	42	20	12	8		1	20			19	19			15	15	7,893
	43	12	12		2		12	20	7	30	30	9	28.27	6	6	8,033
	44	13	13				13			13	13			1	11	7,481
	45	20	20				20			20	20		45.00	4	26	6,738
	46	11	11				11	3	3	13	13	1		2	11	5,681
	47	17	15	2	1		17	3	3	17	17			3	3	6,733
	48	14	13	1			14	1	1	17	17			2	14	6,450
	49	13	11	2			13			14	14			2	13	5,830
	50	13	11	2			13			13	13			2	10	6,800
	51	7	6	1			7			7	7			2	11	6,800
	52	6	4	2			6			7	6			2	6	5,716
	53	14	6	8			14	3	1	6	6			1	4	5,000
	54	11	11			1	11			13	13		32.85	7	4	6,025
	55	13	12	1			13			11	11			9	9	6,422
	56	13	12	1			13	1	1	13	13			11	11	5,727
	57	13	12	1			13	2	2	13	13			11	11	7,009
	58	13	12	1			13	2	2	13	13			11	11	7,009
	59	9	9				9	2	2	13	8			7	7	6,714
32	1	13	12	1			13			13	13			1	10	7,480
	2	14	11	3			14	1	1	14	14			2	11	10,136
	3	7	6	1			7			7	7			1	6	1,508
	4	19	18	1			19			19	19			1	15	11,000
	5	19	19				19			19	19			1	18	13,833
	6	12	10	2			12			12	12			1	10	6,400
	7	12	10	2	1		12			12	12			3	10	6,860
	8	20	16	4			20			19	19		46.66	7	15	6,653
	9	17	10	7			17			16	16		41.42	7	7	7,214
	10	12	11	1			12			12	12			1	10	6,500
	11	11	11				11			11	11			1	11	6,500
	12	16	13	3			16			16	16			2	13	6,569
	13	14	12	2			14			14	14			2	12	6,708
	14	17	17				17			17	17			4	17	7,411
	15	17	13	4			17	1		17	17			4	12	6,091
	16	10	8	2			10	3	2	10	10		39.00	8	8	4,575
	17	14	14				14			14	14			14	14	7,028
	18	16	16				16			16	16			16	16	14,375
	19	20	19	1			20			19	19			19	19	11,547
	20	16	16				16	1	1	16	16			15	15	11,766
	21	7	4	3	1		7			6	6			2	4	11,625
	22	11	8	3		1	11	1		10	10			5	5	17,600
	23	3	2	1			3			3	3			1	2	
	24	5	5				5			5	5			4	4	4,050
	25	11	10	1			11			11	11			1	8	5,275
	26	3	2	1			3			3	3			1	2	
	27	11	8	3			11			11	11			2	6	4,216
	28	4	4				4			4	4			4	4	8,625
	29	19	19				19			19	19			19	19	11,484
	30	14	10	4			14			10	10		65.00	10	10	15,830
	31	24	24				24			24	24			4	24	9,629
	32	9	8	1			9			9	9			1	7	11,714
	33	20	19	1			20			20	20			19	19	9,205
	34	14	11	3			14			14	14			11	11	8,045
	35	16	16				16			16	16		44.33	16	16	6,293
	36	12	11	1			12	1	1	12	12			1	11	9,772
	37	14	14				14			14	14			14	14	6,964
	38	19	16	3			19			19	19			3	3	6,206
	39	15	11	4			15			14	14		26.00	3	15	6,206
	40	17	14	3			17			17	17		56.66	9	9	7,011
	41	11	10	1			11			11	11			1	10	6,746
	42	9	8	1			9			9	9			1	8	7,650
	43	4	4				4			4	4			4	4	2,062
	44	9	8	1			9	1	1	9	9			7	7	6,200
	45	17	17				17			17	17			17	17	6,928
	46	15	13	2			15	2		14	14			17	17	9,723
	47	14	10	4		2	14			12	12			18	18	10,291
							14			12	12			10	10	10,300

<sup>1</sup>For renter—occupied dwelling units and vacant nonseasonal not dilapidated units, for rent.  
<sup>2</sup>For owner—occupied dwelling units and vacant nonseasonal not dilapidated units, for sale only.

Table 3.—CHARACTERISTICS OF HOUSING FOR CENSUS TRACTS, BY BLOCKS: 1950—Con.

Census tract	Block	All dwelling units by occupancy and tenure					All dwelling units by condition and plumbing facilities			Occupied dwelling units			Contract monthly rent <sup>1</sup>		Value <sup>2</sup> of one-dwelling-unit structures	
		Total	Owner occupied	Renter occupied	Vacant non-seasonal not dilap., for rent or sale	Other vacant and non-resident	Number reporting	No private bath or dilap.	No running water or dilap.	Total	Persons per room		Number reporting	Average monthly rent (dollars)	Number reporting	Average value (dollars)
											Number reporting	1.51 or more				
32	48	30	27	3		28	1	1	30	30	1	3	41.66	26	9.757	
	49	17	15	2		17			17	17		3		13	9.692	
	50	13	9	3		12	1	1	12	10		3	50.00	8	4.162	
	51	16	15	1		16	3		16	16		1		13	6.576	
	52	13	13			13	4	3	13	13		1		13	5.069	
	53	18	15	2		18		1	18	17		1		14	4.821	
	54	5	4	1		5			5	5		1		4	4.125	
	55	7	4	3		7	2		7	7		1		4	6.000	
	56	1				1			1	1						
	57	1				1			1	1						
	58	5	4	1		5			5	5		1			4	5.325
	60	6	5	1		6			6	6		1			5	6.360
	61	6	6			6			6	6					6	5.300
	62	9	8	1		9	1	1	9	9					7	3.885
	63	6	6			6	2	2	6	6					6	4.466
	64	15	13	2		14	2		15	15		1		11	8.972	
	65	6	5	1		6	1		6	6		1		5	5.500	
	66	12	12			12			12	12				12	9.041	
	67	13	11	2		13			13	13		2		10	9.350	
	68	12	11	1		12			12	12		1		11	8.227	
	69	13	13			13			13	13				13	8.784	
	70	11	10	1		11	1	1	11	11		1		9	8.755	
	71	11	11			11	1	1	11	11				11	8.190	
	72	7	7			7			7	7				7	7.057	
	73	8	6	2		7			8	8		2		8	10.016	
	74	9	9			9			9	9				7	5.914	
	75	7	7			7	1	1	7	7				12	6.416	
	76	19	14	4		18	3	2	18	18		4	18.75	7	7.271	
	77	9	7	2		9			9	9		2		8	5.812	
	78	10	8	2		10			10	10					8	6.287
	79	9	8	1		9			9	9		1		8	2	6.287
	80	5	3	2		5			5	5		2		2	2	8.290
	81	15	12	3		15			15	15		2		10	9	9.111
	82	13	11	2		13	1	1	13	12		1		9	7	9.742
	83	10	8	2		10			10	10		2		8	8	9.625
	84	14	10	3	1	14			13	13		3	63.33	12	8	8.958
	85	12	12			12			12	12				11	11	6.563
	86	12	11	1		12	2	2	12	12		1		3	3	4.500
	87	3	3			3			3	3				11	11	6.045
	88	11	11			11	1		11	11					5	51.40
	89	5	5			5			5	5				1	18	6.694
	90	20	18	2		19	1	1	19	19		1		3	3	6.166
	91	4	4			4			4	4				1	5	6.600
	92	7	6	1		7	2		7	7		1		8	8	4.300
	93	12	9	3		10			10	10		3	27.33	10	10	5.930
	94	14	11	3		14	1		14	14		1		6	6	6.533
	95	8	6	2		6			6	6		3	43.33	9	9	7.255
	96	14	10	4		14	1		14	14				14	14	8.750
	97	15	14	1		15			15	15				6	6	6.750
	98	6	5	1		6			6	6				7	7	5.800
99	8	6	2		7	2	2	7	7		2		4	4	6.275	
100	7	5	2		7			7	7				11	11	4.709	
101	13	12	1		12			13	13		1		5	5	3.844	
102	6	6			6	1	1	6	6				6	6	4.483	
103	6	6			6			6	6				3	3	5.270	
104	14	10	3		14	2	2	13	13		3	37.66	10	10	5.238	
105	13	11	2		13			12	12		1		12	12	10.571	
106	7	7			7			7	7				10	10	6.550	
107	27	12	15		27	5	2	27	27		1		15	15	7.747	
108	23	19	2		23	1	1	23	19		2		19	19	7.747	
109	19	16	3		19	4	1	19	19		3		3	3	6.833	
33	1	26	20	6		25	1		26	25		6	43.66	17	5.423	
	2	14	10	4		14			14	14		3	43.66	8	7.962	
	3	13	9	2		11	2	2	11	11		2		9	4.444	
	4	35	29	6		34	10	1	35	34		4	26.25	24	5.500	
	5	8	8			8	1		8	8		1		7	6.871	
	6	9	9			9			9	9				9	9	5.900
	7	9	9			9			9	9				9	9	5.966
	8	9	9			9			9	9				8	8	4.862
	9	10	8	2		10	1		10	10		2	41.25	4	4	3.675
	10	9	5	2		9			7	7		4		5	5	5.600
	11	7	6	1		7			7	7				6	6	6.650
	12	5	4	1		4			4	4				4	4	6.400
	13	4	4			4			4	4				4	4	5.625
	14	2				2			2	2				3	3	6.500
	15	3	3			3	1	1	3	3				3	3	6.500
	16	9	9			9			9	9				9	9	5.033
	17	12	11	1		11			12	12		2		11	11	4.972
	18	12	11	1		12			12	12				5	5	7.300
	19	7	5	1		7	1	1	7	7				1	1	6.650
20	1				1			1	1					4	4	6.400
22	1				1			1	1		1		2	2	5.892	
23	15	13	2		15			15	15				13	13	5.290	
24	10	10			10			10	10		1		10	10	5.290	

<sup>1</sup>For renter - occupied dwelling units and vacant nonseasonal not dilapidated units, for rent.  
<sup>2</sup>For owner - occupied dwelling units and vacant nonseasonal not dilapidated units, for sale only.

## HOUSING—BLOCK STATISTICS

Table 3.—CHARACTERISTICS OF HOUSING FOR CENSUS TRACTS, BY BLOCKS: 1950—Con.

Census tract	Block	All dwelling units by occupancy and tenure					All dwelling units by condition and plumbing facilities			Occupied dwelling units			Contract monthly rent <sup>a</sup>		Value <sup>b</sup> of one-dwelling-unit structures		
		Total	Owner occupied	Renter occupied	Vacant non-seasonal not dilapidated, for rent or sale	Other vacant and non-resident	Number reporting	No private bath or dilap.	No running water or dilap.	Total	Persons per room	Occupied by non-white	Number reporting	Average monthly rent (dollars)	Number reporting	Average value (dollars)	
33	25	32	28	3					31	31			3	30.00	27	5,274	
	26	7	6		1	1			6	6					6	4,050	
	27	7	6	1					7	7					6	5,966	
	28	10	9		1				9	9					9	5,588	
	29	7	6		1				7	7					6	5,333	
	30	15	10	5					15	15	1		1	4.25	8	4,737	
	31	10	1	9					10	10	2		4	3.85	1		
	32	4	3	1		1			3	3					3	5,833	
	33	17	13	3	1				16	16	1		3	3.10	11	6,200	
	34	10	7	3					10	10			3	3.83	7	5,785	
	35	74	63	7	3	1			73	70	2		6	4.66	63	5,555	
	36	9	8	1					9	9		1			8	5,375	
	37	2							2	2							
	38	7		1					8	8			1		7	5,971	
	39	38	33	4	1				37	36	4		2		33	7,936	
	40	5							5	5					5	7,100	
	41	2							2	2					2	4,244	
	42	5				1			5	5					4	4,800	
	43	7							7	7					4	4,400	
	44	2							2	2					2	4,700	
	45	5	4	1					5	5			1		4	4,875	
	46	10							10	10					10	5,180	
	47	2							2	2							
	48	42	37	3	1	1			39	40			3	5.00	34	6,464	
	49	13	8	5					12	13	1		5	3.84	8	6,375	
	50	5	5						5	5	1		5		5	6,800	
	34	1	13	10	3				13	13						9	10,888
		2	61	57	2	2			59	59	1		3	1.26	53	7,767	
3		51	37	13		1		49	50			3	4.66	31	9,725		
4		66	57	7	2			63	62			11	4.22	51	6,045		
5		13	12	1	2			11	13	1		4	4.52	12	5,541		
6		18	16	1	2			16	16			1		16	5,062		
7		14	10	3				11	13					10	7,110		
8		15	13	2	1			11	15					13	5,723		
9		20	18	2				20	20					18	5,016		
10		20	20					20	19					17	6,058		
11		11	10	1				10	10	1					9	6,444	
12		12	9	1	2			12	10				1		7	5,714	
13		8	7			1		8	7						7	6,142	
14		11	10	1				11	11	1					9	6,633	
15		7	7					7	7						5	5,200	
16		8	7					8	7	2					8	5,787	
17		57	44	9	2	2		53	49	2			5	2.68	44	5,015	
18		10	4	6				10	10						3	6,333	
19		13	12	1				12	12						12	4,325	
20		11	8		1	2		10	8	2					8	5,918	
21		12	11	1				12	12	1		1			11	5,790	
22		17	13	4				17	17	1	1		4	4.50	10	5,950	
23		1															
24		7	7					7	7						7	6,071	
25		15	13	2				14	15						13	5,461	
26		9	9					9	9				1		7	4,785	
27		12	11			1		11	11						11	7,227	
28		11	10	1				11	11						10	6,380	
29		10	8	2				10	10			1			8	6,025	
30		10	8	1	1			9	9						8	7,937	
31		20	15	1	2			19	16	2					11	6,209	
32		38	34	3		2		37	36		2				32	8,196	
33		40	30	8				35	34	1					27	8,207	
34	61	50	9				61	59					29.00	45	9,062		
35	43	34	8				42	41					50.71	31	6,448		
36	10	9	1				10	10	1		1			8	4,250		
37	13	7	3	1	2		11	10						6	3,933		
38	15	12	3				14	14					22.33	12	5,058		
39	17	16	1				16	17						15	5,820		
40	10	8			2		10	8	2					8	5,125		
41	38	23	11		4		35	34		3		9	3.34	21	7,014		
42	11	11					10	11						10	5,270		
43	6	6					6	6						6	5,400		
44	6	5			1		6	5						5	8,160		
45	2						2	2									
46	15	12			3		14	12	2					11	7,300		
47	24	18	5		1		22	23						14	13,664		
48	9	5	2		2		9	7	1					5	9,540		
49	12	9	3				12	12					50.00	9	7,477		
35	1	13	10	2	1		13	12	1	1				9	6,500		
	2	12	11	1			12	12						11	6,781		
	3	5	4				5	5						4	7,425		
	4	15	13	1	1		14	14						13	4,400		
	5	14	13	1			14	14						13	6,538		
	6	3	2				3	3						1	6,538		
	7	40	34	4	1	1		40	38					1	6,606		
	8	3	2			1		2	2		1		3	2.66	33	6,606	

<sup>a</sup>For renter - occupied dwelling units and vacant nonseasonal not dilapidated units, for rent.<sup>b</sup>For owner - occupied dwelling units and vacant nonseasonal not dilapidated units, for sale only.

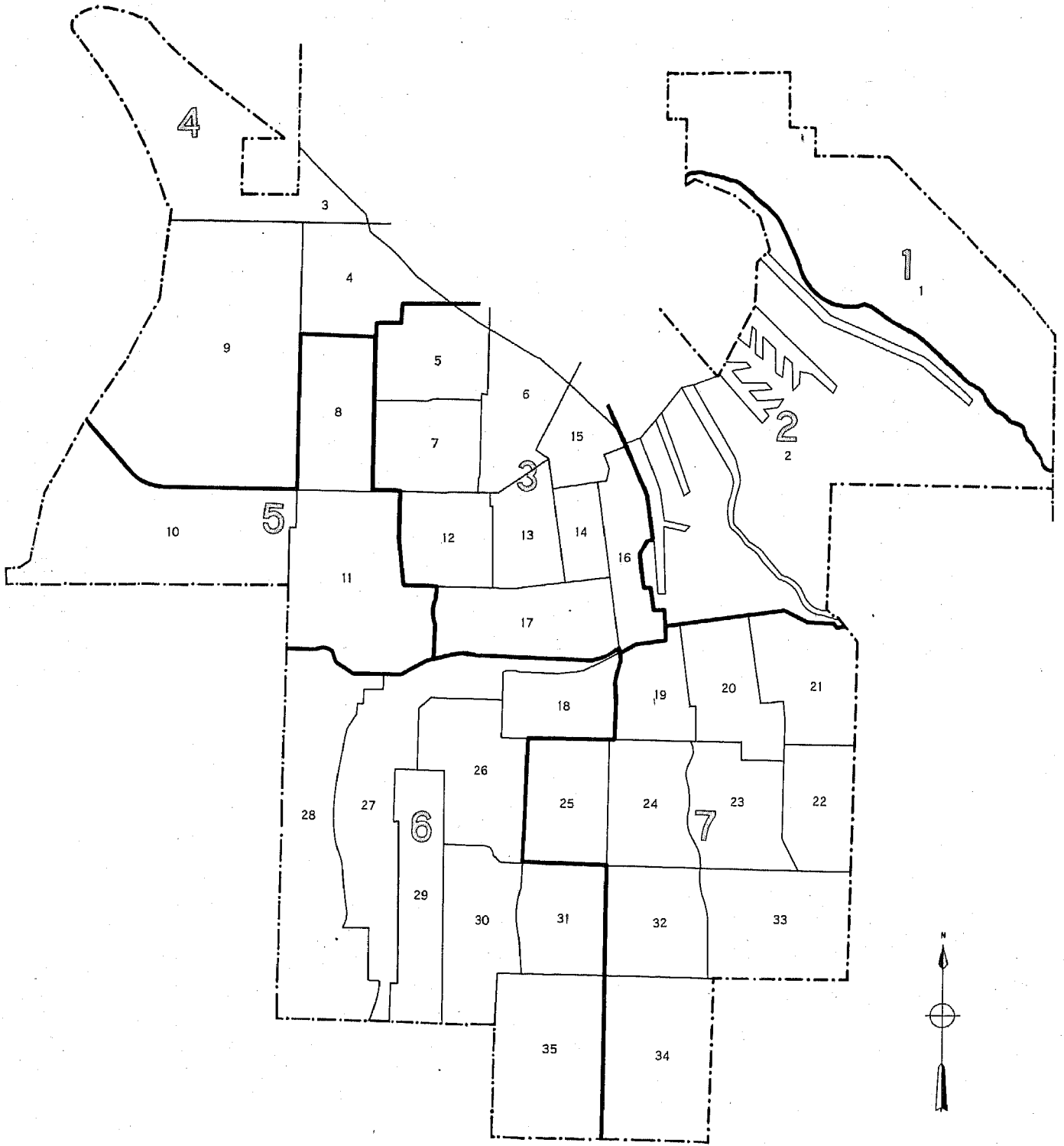
Table 3.—CHARACTERISTICS OF HOUSING FOR CENSUS TRACTS, BY BLOCKS: 1950—Con.

Census tract	Block	All dwelling units by occupancy and tenure					All dwelling units by condition and plumbing facilities			Occupied dwelling units			Contract monthly rent <sup>1</sup>		Value <sup>2</sup> of one-dwelling-unit structures	
		Total	Owner occupied	Renter occupied	Vacant non-seasonal not dilap., for rent or sale	Other vacant and non-resident	Number reporting.	No private bath or dilap.	No running water or dilap.	Total	Persons per room		Number reporting	Average monthly rent (dollars)	Number reporting	Average value (dollars)
											Number reporting	1.51 or more				
35	10	5	5						5	5					5	6,400
	11	9	8	1					9	9				1	8	5,225
	12	2												2	14	5,214
	13	17	14	2	1				16	16				1	5	5,460
	14	5	5						4	4				1	2	
	15	4	3	1					14	14	1			1	11	7,972
	16	14	12	2					11	11				1	10	6,470
	17	13	11						12	12				2	7	
	18	3	2						3	3				2	2	4,957
	19	9	7	2					8	8					3	6,266
	20	3	3						3	3				1	8	5,875
	21	9	8	1					9	9	1			1	11	6,454
	22	17	12	4		1			16	16				2	11	8,258
	23	24	17	3	4				20	20	1	55.00		3	17	6,700
	24	6	5	1					6	6				1	5	3,883
	25	15	7	7	1				13	14	4	30.00		6	6	11,000
	26	6	5	1					6	6				1	4	4,285
	27	16	8	4	1		3		12	12	1	35.00		4	7	6,125
	28	5	4				1		4	4				1	4	6,550
	29	7	6	1					7	7				1	2	
	31	3	2	1					3	3	1			1	2	5,922
	32	28	11	14	3				25	24	5	33.53		15	9	6,054
	33	27	24	3					27	27	2			1	22	5,331
	34	11	9	2					11	11				1	9	5,928
	35	7	7						7	7				1	7	6,858
	36	14	13	1					14	14				1	12	4,687
	37	11	8	3					11	11	1	26.66		3	8	4,680
	38	29	26	3					29	29	2	46.66		3	25	4,680
	39	25	17	6			2		25	23	6	33.50		6	15	6,840
	40	16	15	1					16	16	1			1	14	5,400
	41	17	15	2					17	17				2	15	5,520
	42	2												2	10	6,400
	43	14	11	3					13	23	1			2	10	6,400
	44	23	19	4					23	23	3	72.33		3	19	5,478
	45	8	8						8	8					7	5,985
	46	6	5				1		6	5					5	5,760
	47	71	59	10	1				69	67	2	39.77		9	52	5,559
	48	39	34	2					38	35	2			2	33	5,734
	49	9	8						9	8				1	8	2,675
	50	7	5	1					7	6				1	5	5,200
	51	14	12	2					14	14				2	10	5,760

<sup>1</sup>For renter-occupied dwelling units and vacant nonseasonal not dilapidated units, for rent.  
<sup>2</sup>For owner-occupied dwelling units and vacant nonseasonal not dilapidated units, for sale only.

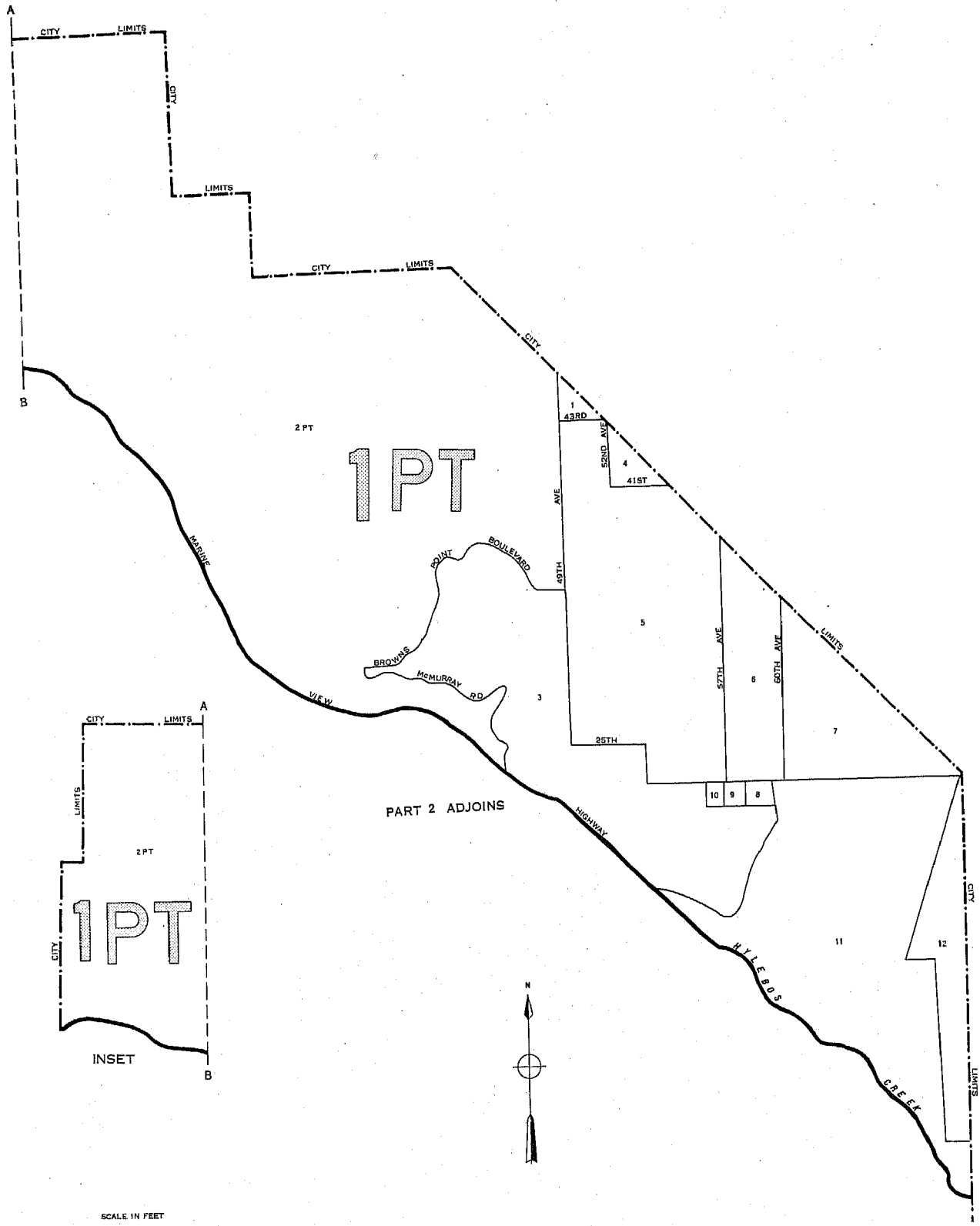


TACOMA, WASHINGTON, BY CENSUS TRACTS: 1950  
KEY MAP



LEGEND  
TRACT NUMBER      9  
PART NUMBER      1

TACOMA, WASHINGTON, BY CENSUS TRACTS AND BLOCKS: 1950  
 PART 1 OF 7 PARTS



LEGEND

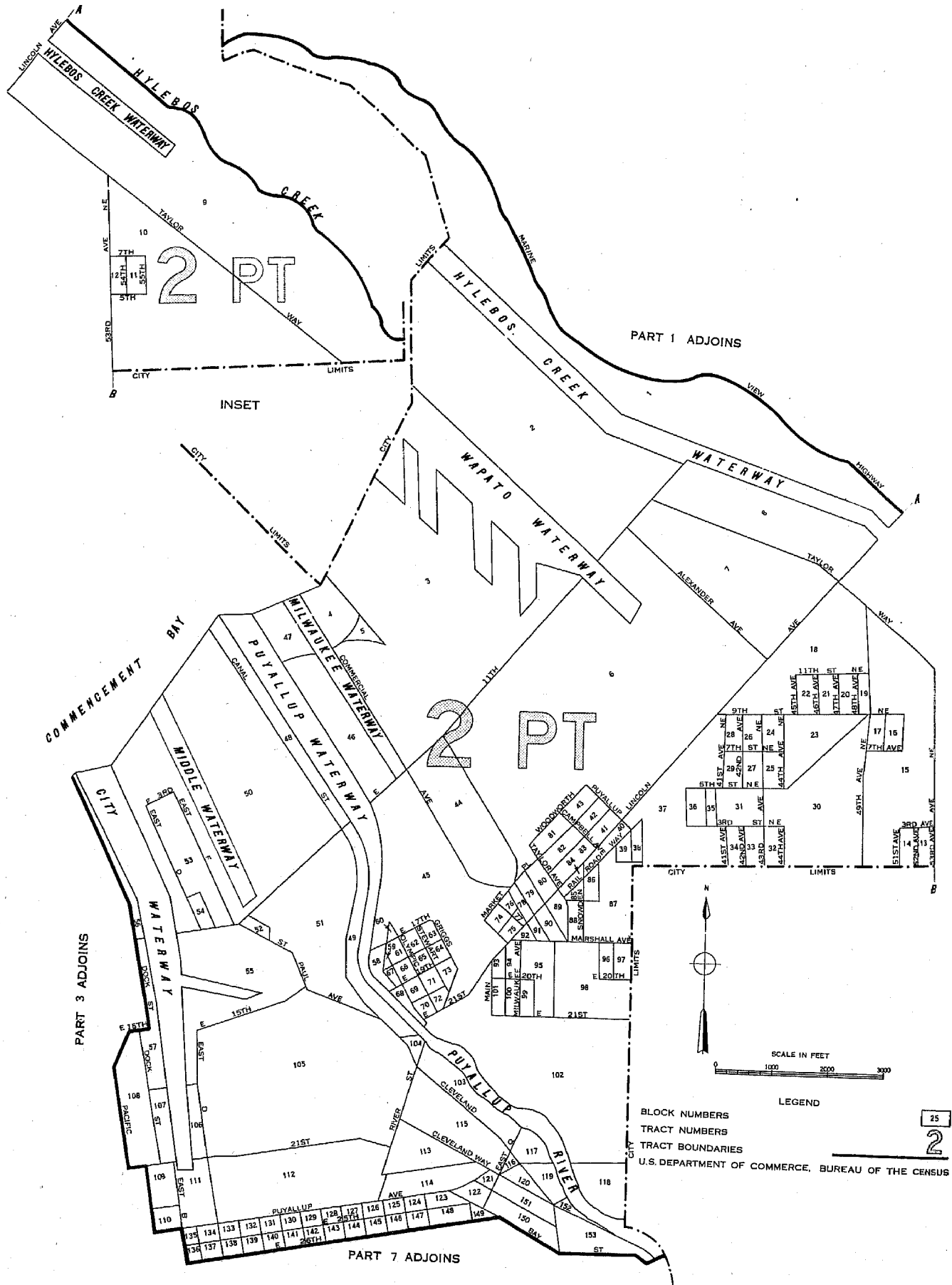
BLOCK NUMBERS 25

TRACT NUMBERS 2

TRACT BOUNDARIES

U.S. DEPARTMENT OF COMMERCE, BUREAU OF THE CENSUS

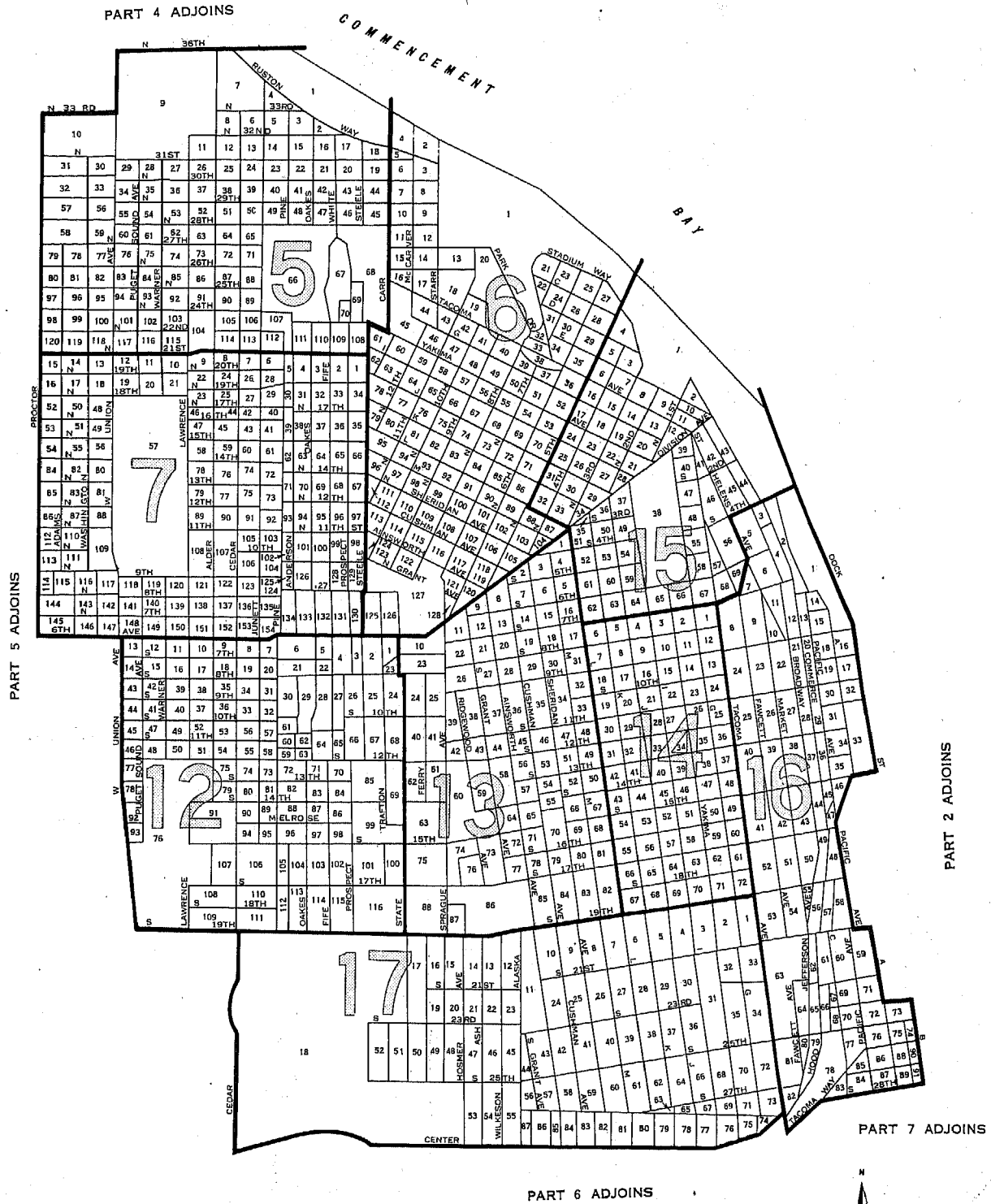
TACOMA, WASHINGTON, BY CENSUS TRACTS AND BLOCKS: 1950  
PART 2 OF 7 PARTS



25  
**2**

LEGEND  
BLOCK NUMBERS  
TRACT NUMBERS  
TRACT BOUNDARIES  
U.S. DEPARTMENT OF COMMERCE, BUREAU OF THE CENSUS

TACOMA, WASHINGTON, BY CENSUS TRACTS AND BLOCKS: 1950  
 PART 3 OF 7 PARTS



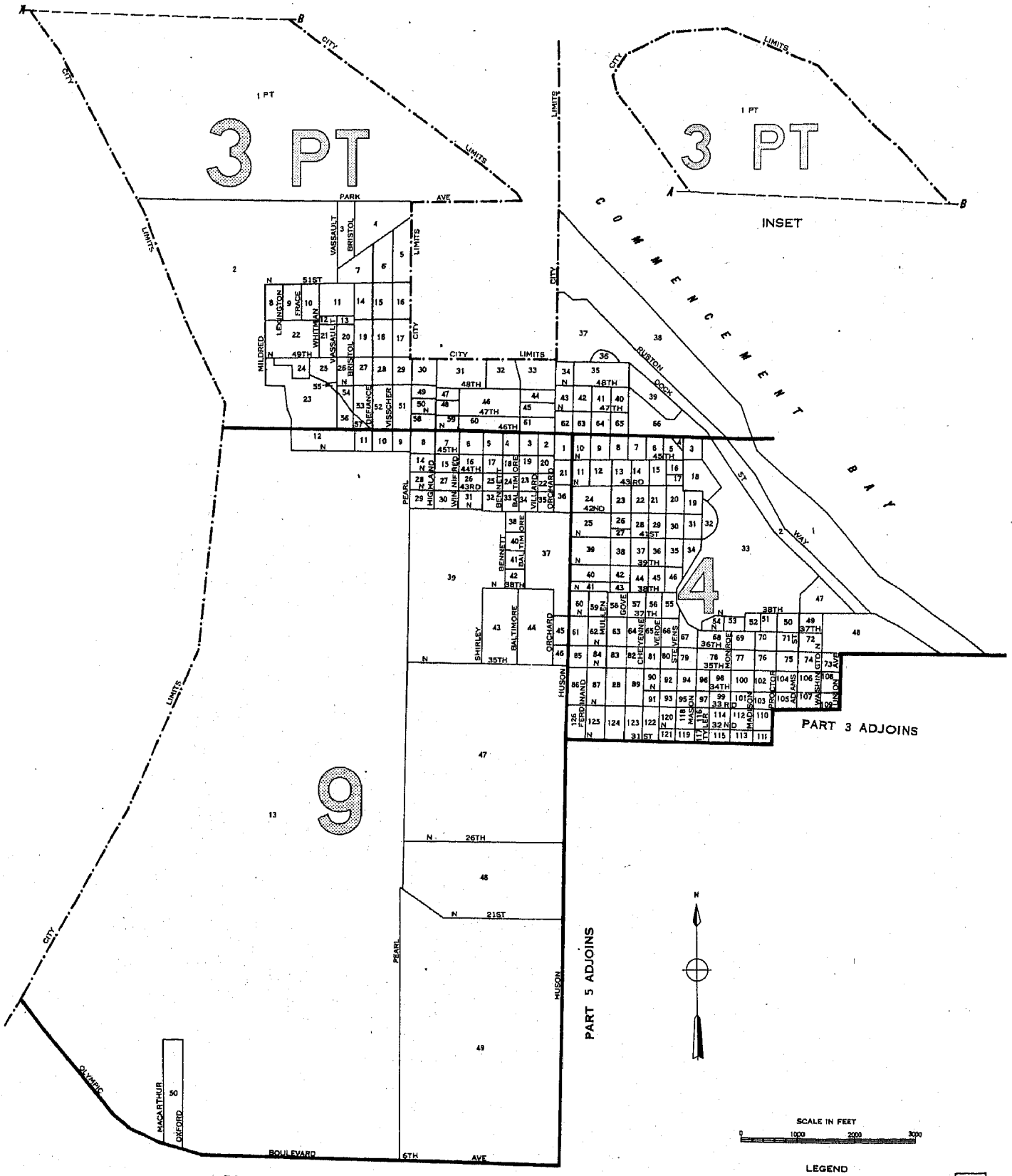
SCALE IN FEET  
 0 1000 2000 3000

LEGEND

- BLOCK NUMBERS 25
- TRACT NUMBERS 2
- TRACT BOUNDARIES
- U.S. DEPARTMENT OF COMMERCE, BUREAU OF THE CENSUS

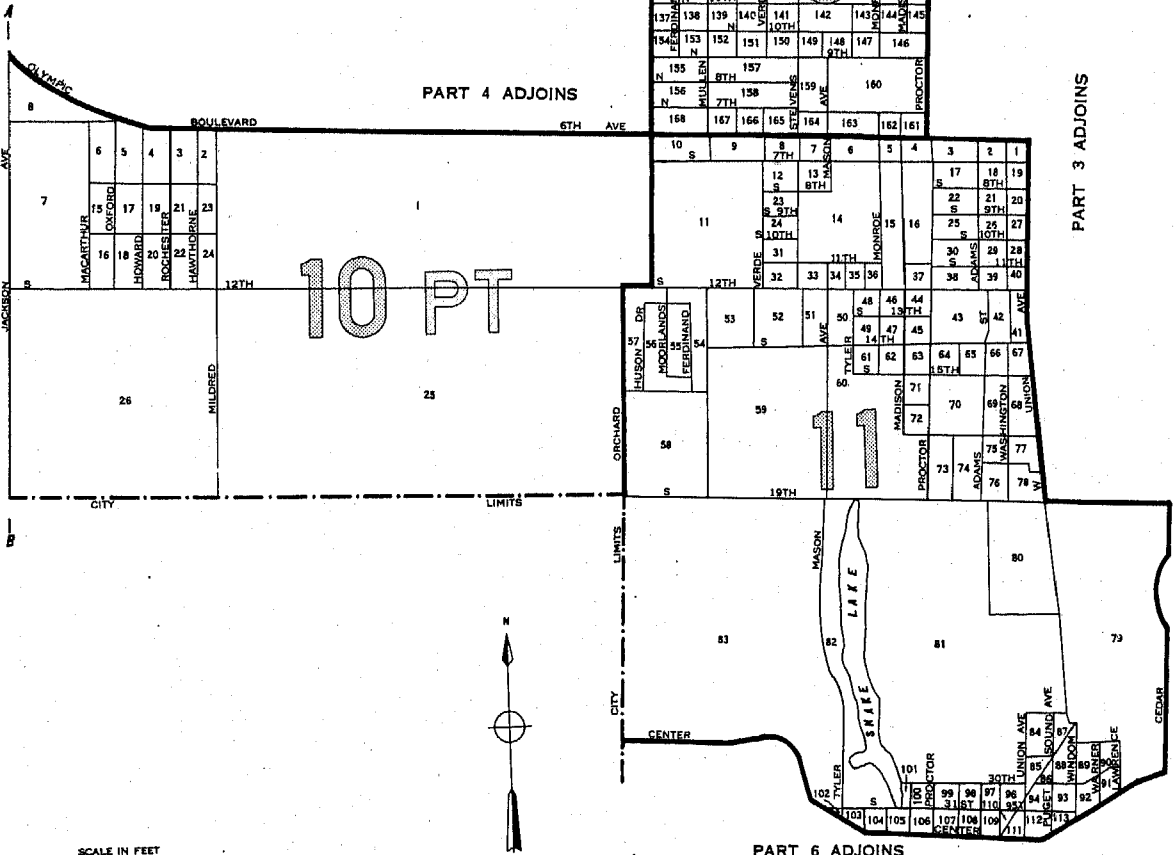
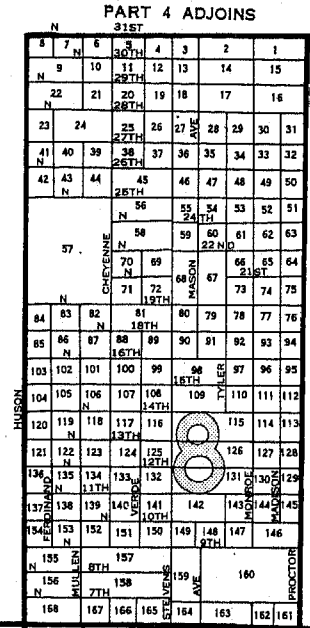
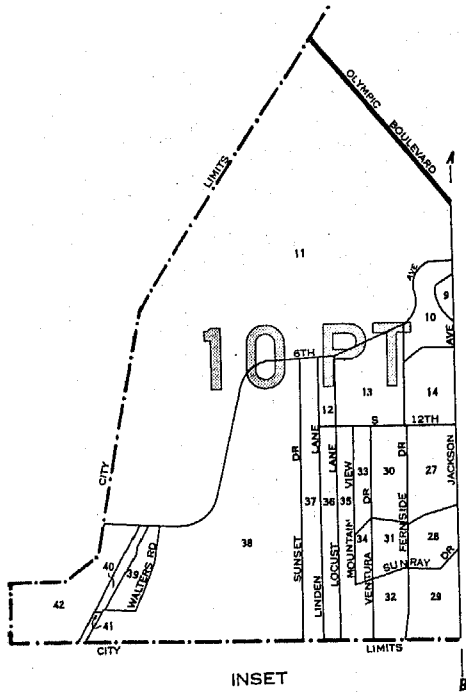
# TACOMA, WASHINGTON, BY CENSUS TRACTS AND BLOCKS: 1950

PART 4 OF 7 PARTS



# TACOMA, WASHINGTON, BY CENSUS TRACTS AND BLOCKS: 1950

PART 5 OF 7 PARTS



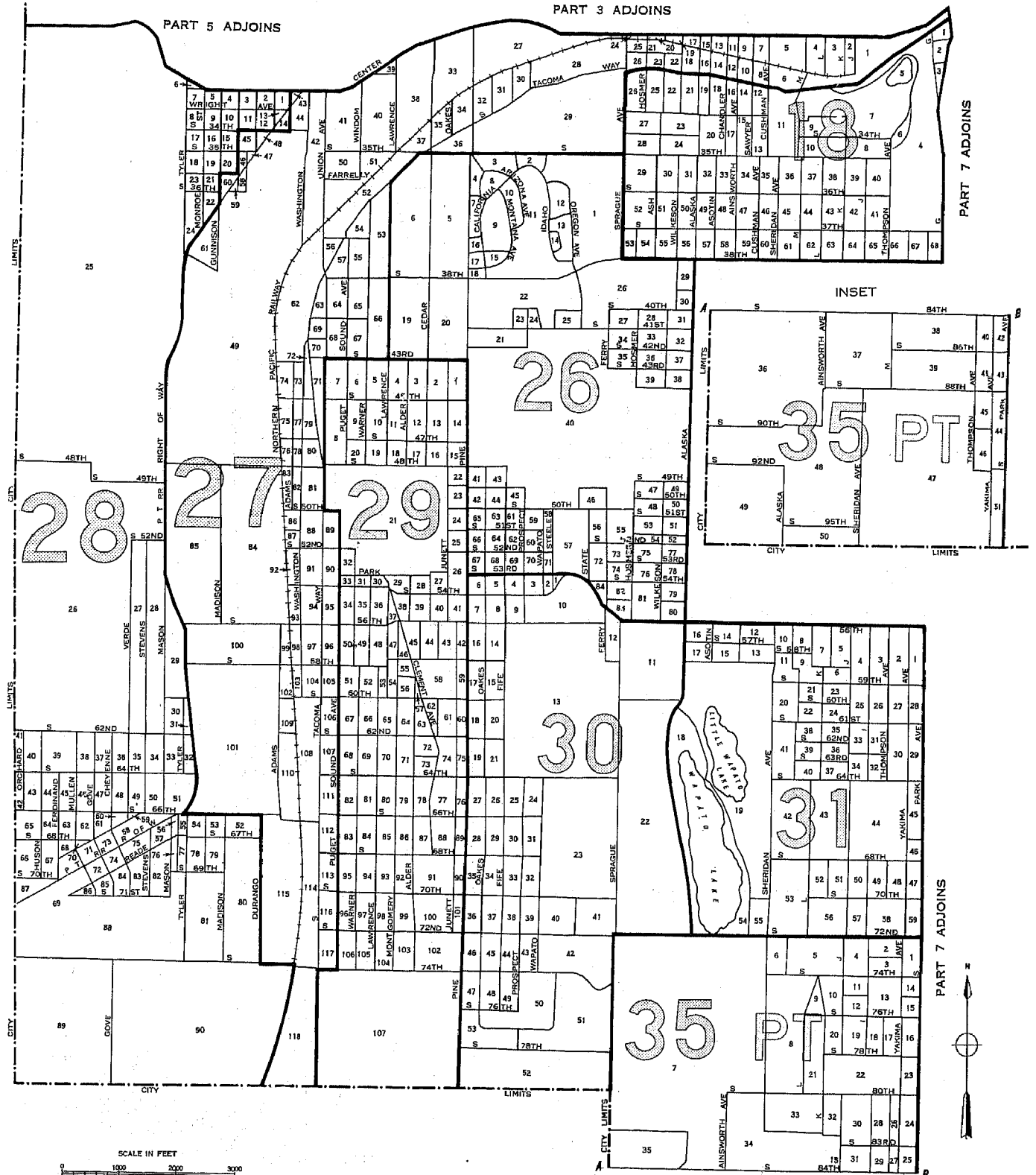
LEGEND

- BLOCK NUMBERS
- TRACT NUMBERS
- TRACT BOUNDARIES
- U.S. DEPARTMENT OF COMMERCE, BUREAU OF THE CENSUS

25  
2

TACOMA, WASHINGTON, BY CENSUS TRACTS AND BLOCKS: 1950

PART 6 OF 7 PARTS



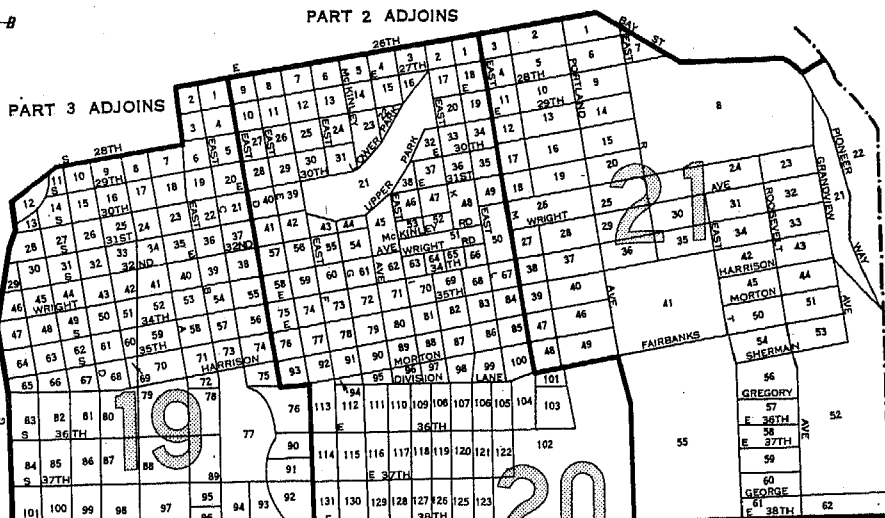
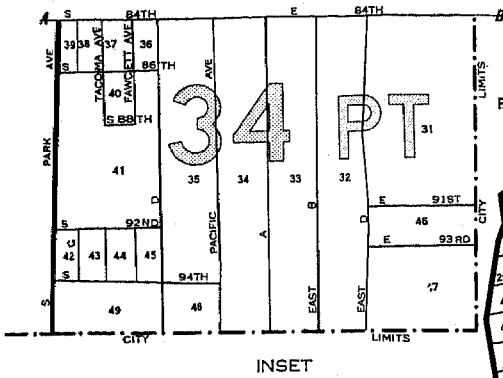
LEGEND

- BLOCK NUMBERS
- TRACT NUMBERS
- TRACT BOUNDARIES
- U.S. DEPARTMENT OF COMMERCE, BUREAU OF THE CENSUS

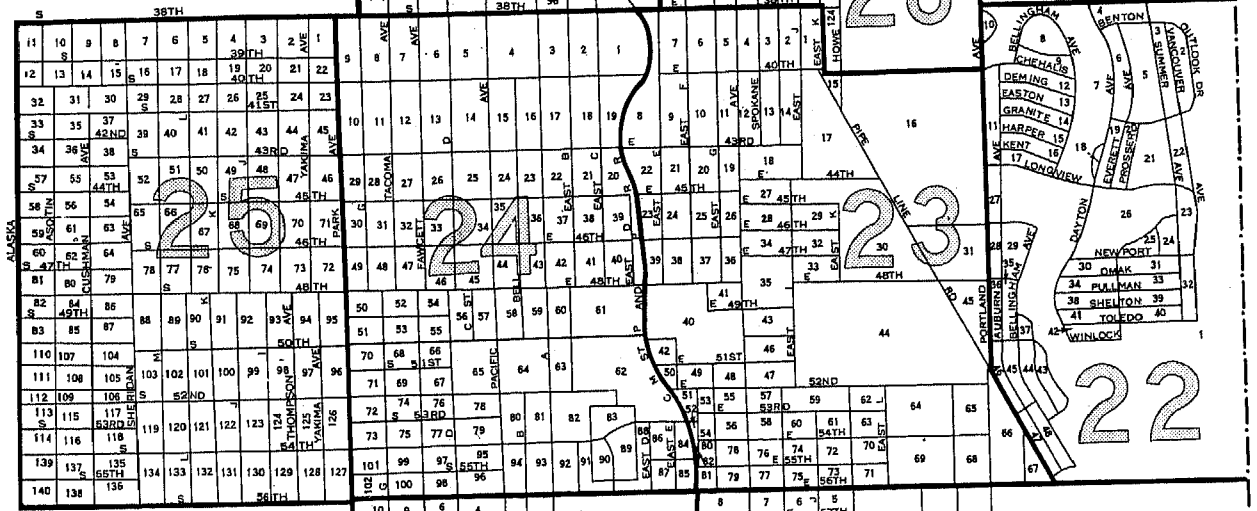


TACOMA, WASHINGTON, BY CENSUS TRACTS AND BLOCKS: 1950

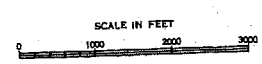
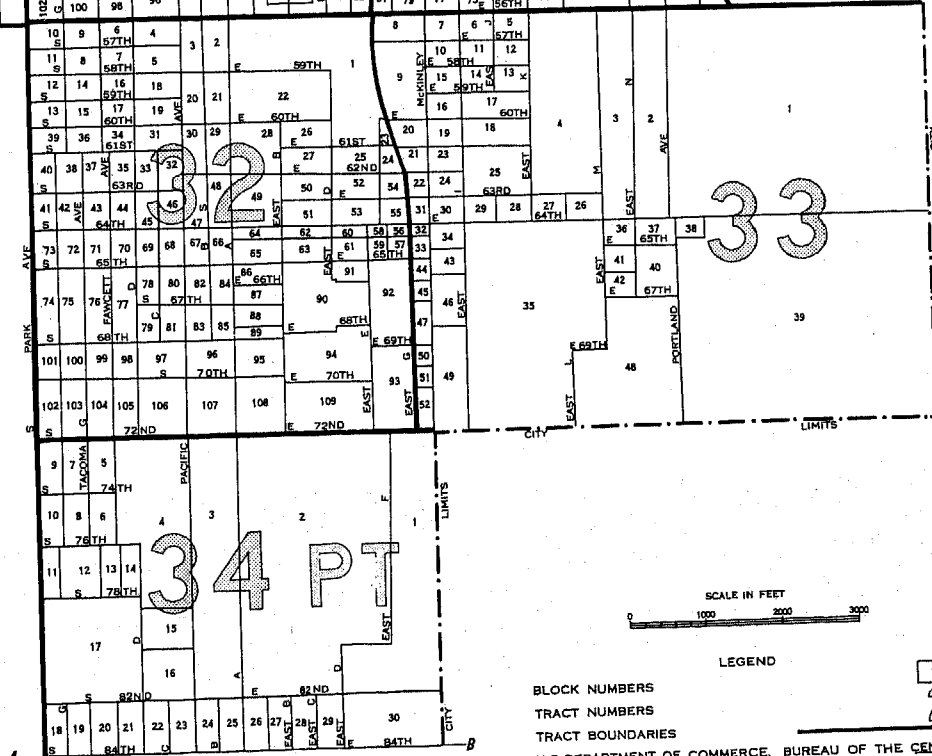
PART 7 OF 7 PARTS



PART 6 ADJOINS



PART 6 ADJOINS



LEGEND

BLOCK NUMBERS

TRACT NUMBERS

TRACT BOUNDARIES

U.S. DEPARTMENT OF COMMERCE, BUREAU OF THE CENSUS


25

2



# 1950 UNITED STATES CENSUS OF HOUSING

U. S. DEPARTMENT OF COMMERCE • BUREAU OF THE CENSUS



**TAMPA, FLA.**

**BLOCK  
STATISTICS**

## U. S. CENSUS OF HOUSING: 1950

### Volume

- I General Characteristics
- II Nonfarm Housing Characteristics
- III Farm Housing Characteristics
- IV Residential Financing
- V Block Statistics

Housing statistics for census tracts are to be included in the **Population** reports on census tracts.

## U. S. CENSUS OF POPULATION: 1950

### Volume

- I Number of Inhabitants
- II Characteristics of the Population

Succeeding volumes will cover the following subjects:

Census Tracts, Nativity and Parentage, Nonwhite Population by Race, Persons of Spanish Surname, Institutional Population, Differential Fertility, Labor Force Characteristics, Occupation, Industry, Income, Internal Migration, Education, Characteristics of Families and Households.

**UNITED STATES CENSUS of HOUSING : 1950**  
U. S. DEPARTMENT OF COMMERCE      BUREAU OF THE CENSUS  
CHARLES SAWYER, Secretary      ROY V. PEEL, Director



**BLOCK STATISTICS**

**TAMPA  
FLORIDA**

*Prepared under the supervision of  
Howard G. Brunsman, Chief  
Population and Housing Division*

1950 HOUSING CENSUS REPORT  
VOLUME V, PART 192

UNITED STATES GOVERNMENT PRINTING OFFICE 1952

**BLOCKS**



## BUREAU OF THE CENSUS

ROY V. PEEL, *Director*

A. ROSS ECKLER, *Deputy Director*  
HOWARD C. GRIEVES, *Assistant Director*  
CONRAD TAEUBER, *Assistant Director*  
MORRIS H. HANSEN, *Assistant Director for Statistical Standards*  
ROBERT Y. PHILLIPS, *Assistant Director for Operations*  
CALVERT L. DEDRICK, *Coordinator, International Statistics*  
FRANK R. WILSON, *Information Assistant to the Director*

### Population and Housing Division—

HOWARD G. BRUNSMAN, *Chief*  
WAYNE F. DAUGHERTY, *Assistant Chief for Housing*  
ROBERT B. VOIGHT, *Assistant Chief for Operations*  
HENRY S. SHRYOCK, JR., *Assistant Chief for Population*  
EDWIN D. GOLDFIELD, *Program Coordinator*

Quality and Equipment Statistics—Robert C. Hamer, *Chief*

Inventory Statistics—Carl A. S. Coan, *Chief*

Developmental Programs—J. Hugh Rose, *Chief*

Residential Financing—Junia H. Honnold, *Chief*

Territories and Possessions—Joel Williams, *Chief*

Statistical Sampling—Joseph Steinberg, *Chief*

Statistical Procedure—Morton A. Meyer, *Chief*

Processing Operations—Milton D. Lieberman, *Chief*

Administrative Service Division—WALTER L. KEHRES, *Chief*

Agriculture Division—RAY HURLEY, *Chief*

Budget Officer—CHARLES H. ALEXANDER

Business Division—HARVEY KAILIN, *Acting Chief*

Field Division—LOWELL T. GALT, *Chief*

Foreign Trade Division—J. EDWARD ELY, *Chief*

Geography Division—CLARENCE E. BATSCHULET, *Chief*

Governments Division—ALLEN D. MANVEL, *Chief*

Industry Division—MAXWELL R. CONKLIN, *Chief*

Machine Tabulation Division—C. F. VAN AKEN, *Chief*

Personnel Division—HELEN D. ALMON, *Chief*

### SUGGESTED IDENTIFICATION

U. S. Bureau of the Census. *U. S. Census of Housing: 1950. Vol. V, Block Statistics, Part 192.*  
U. S. Government Printing Office, Washington, D. C., 1952

For sale by the Superintendent of Documents, U. S. Government Printing Office, Washington 25, D. C.,  
or any of the Field Offices of the Department of Commerce - Price 25 cents

## PREFACE

This report presents statistics on characteristics of dwelling units by blocks for the city. The tabulations are based on data from the 1950 Census of Housing, taken as of April 1, 1950. Authorization for the 1950 Census of Housing as part of the Seventeenth Decennial Census was provided by the Housing Act of 1949, approved July 15, 1949.

The major portion of the information compiled from the 1950 Census of Housing appears in Volume I, *General Characteristics*; Volume II, *Nonfarm Housing Characteristics*; Volume III, *Farm Housing Characteristics*; Volume IV, *Residential Financing*; and Volume V, *Block Statistics*. Volume V consists of separate reports, issued as bulletins for each of the 209 cities which in 1940 or in a subsequent census had a population of 50,000 or more. These reports will not be bound into a single publication.

The subjects covered in both the 1950 and 1940 reports on characteristics of dwelling units by blocks are substantially similar.

This report was prepared under the direction of Howard G. Brunsman, Chief, Population and Housing Division, and Wayne F. Daugherty, Assistant Chief for Housing. Robert C. Hamer, Chief, Quality and Equipment Statistics Section, was in charge of coordinating the content and the format of the report with assistance from Carl A. S. Coan, Chief, Inventory Statistics Section; Floyd D. McNaughton, Chief, Equipment and Facilities Unit; Beulah Washabaugh, Chief, Tenure and Vacancy Unit; and Walter A. Hines. The compilation of the statistics was under the supervision of Robert B. Voight, Assistant Chief for Operations.

The collection of the information on which these statistics are based was under the supervision of Lowell T. Galt, Chief, Field Division. The geographic work, including the assignment of all block numbers and the preparation of maps, was under the supervision of Clarence E. Batschelet, Chief, Geography Division. The data were tabulated under the supervision of C. F. Van Aken, Chief, Machine Tabulation Division.

March 1952.

# TAMPA, FLA.

## CONTENTS

### INTRODUCTION

	Page		Page
General.....	1	Definitions and explanations—Continued	
Related reports.....	1	Persons per room.....	2
Use of data.....	1	Color of occupants.....	2
Comparability with 1940 Housing Census data.....	1	Contract monthly rent.....	2
Definitions and explanations.....	1	Value of one-dwelling-unit structures.....	2
Dwelling unit.....	1	Number reporting.....	2
Occupancy and tenure.....	2	Block identification.....	2
Condition and plumbing facilities.....	2		

### TABLES

	Page
Table 1.—Characteristics of housing for the city: 1950.....	3
Table 2.—Characteristics of housing by wards: 1950.....	—
Table 3.—Characteristics of housing for block areas, by blocks: 1950.....	4

Map of city, by blocks, appears following last page of tables.

# BLOCK STATISTICS

## INTRODUCTION

### GENERAL

Volume V of the Reports on Housing consists of a separate report for each of the 209 cities which in 1940 or in a subsequent census prior to 1950, had a population of 50,000 or more. Each report presents for the city, by blocks, tabulations for a limited number of subjects obtained in the Census of Housing. The subjects in these reports are similar to those in the block statistics supplements to Volume I of the reports of the 1940 Census of Housing. The subjects in this report present the number of dwelling units classified by occupancy and tenure, condition and plumbing facilities, persons per room, color of occupants, average contract monthly rent of renter-occupied and selected vacant units, and the average value of one-dwelling-unit owner-occupied and selected vacant structures. In table 1, the statistics for these subjects are summarized for the city. Table 2 of the standard series is omitted, as this city was not reported by wards or tracts. In table 3, the data are presented by blocks within block areas. Maps identifying the location of each block and the block area boundaries are a part of this report.

**Related reports.**—Related statistics for this city are contained in the Reports on Housing, Volume I, *General Characteristics*; and in the Reports on Population, Volume I, *Number of Inhabitants*, and Volume II, *Characteristics of the Population*.

The Reports on Housing for each State in Volume I present data on the characteristics of dwelling units for the State by residence (urban, rural nonfarm, and rural farm), for standard metropolitan areas, urbanized areas, counties, for urban places, places of 1,000 to 2,500 inhabitants, and rural-nonfarm and rural-farm dwelling units for each county. Each report includes the following subjects: occupancy, tenure, race of occupants, type of structure, year built, condition and plumbing facilities, water supply, toilet and bathing facilities, number of rooms, number of persons, persons per room, electric lighting, heating equipment, heating and cooking fuels, refrigeration equipment, kitchen sink, radio, television, and, for nonfarm units, the contract monthly rent, gross monthly rent, and value of one-dwelling-unit structures.

Volume I of the Reports on Population shows the 1950 population of each county and of each minor civil division within the county. It also contains figures for each incorporated place, for each unincorporated place with 1,000 or more inhabitants, and for incorporated places of 5,000 or more by wards. A special series of tables presents data for each urbanized area giving the incorporated places and portions of minor civil divisions within it.

Volume II of the 1950 Population Reports contains statistics on the general characteristics of the population. Chapter A of this volume repeats the figures on number of inhabitants as shown in Volume I; Chapter B presents demographic, economic, and social characteristics of the population; and Chapter C gives more detailed cross-classifications for States and large cities and standard metropolitan areas.

**Use of data.**—The tabulation of housing characteristics for areas as small as city blocks provides descriptive material of considerable value for technical studies of housing in the city. The statistics will be useful in compiling totals for special types

of areas that may be defined to meet the requirements of individual investigators. Users of the data should bear in mind that in practically all cases the data for a given block represent the work of only one enumerator. Consequently, housing characteristics for blocks are subject to a wider margin of error than is to be expected in the figures for tracts or wards which represent returns made by a number of enumerators. Misinterpretation of instructions by one enumerator may cause a significant bias in the statistics for a block even though it may have a negligible effect upon the figures for larger areas. In particular, the enumeration of "condition" depended to a considerable extent upon the judgment of the individual enumerator. Also, failure to indicate the correct block number for a significant number of dwelling units may introduce errors into the block data.

**Comparability with 1940 Housing Census data.**—In the 1940 Census of Housing, reports entitled "Block Statistics" were issued as supplements to the first series of Housing bulletins. These supplements consisted of separate reports for each of the 191 cities which had 50,000 inhabitants or more in 1930.

In the 1950 reports, the block numbers used are different, in most cases, from those used in the 1940 reports. Therefore, to compare 1940 and 1950 data for a given block, it is necessary to locate the block on the maps to obtain the corresponding 1940 and 1950 block numbers.

The subjects in both the 1940 and 1950 reports are substantially similar. However, data on number of structures, year built, and mortgage status have been omitted from the 1950 report. Furthermore, in the 1940 reports average contract or estimated monthly rent was reported for all dwelling units while in 1950 average contract monthly rent is reported for some, and average value for other, dwelling units.

### DEFINITIONS AND EXPLANATIONS

More detailed and complete definitions are presented in Volume I of the Housing Reports.

**Dwelling unit.**—In general, a dwelling unit is a group of rooms or a single room, occupied or intended for occupancy as separate living quarters, by a family or other group of persons living together or by a person living alone.

A group of rooms, occupied or intended for occupancy as separate living quarters, is a dwelling unit if it has separate cooking equipment or a separate entrance. A single room, occupied or intended for occupancy as separate living quarters, is a dwelling unit if it has separate cooking equipment or if it constitutes the only living quarters in the structure. Also, each apartment in a regular apartment house is a dwelling unit even though it may not have separate cooking equipment. Excluded from the dwelling unit count are large rooming houses, institutions, dormitories, and transient hotels and tourist courts.

In the 1940 Census, a dwelling unit was defined as the living quarters occupied or intended for occupancy by one household. A household consisted of a family or other group of persons living together with common housekeeping arrangements, or a person living entirely alone. However, the enumerator was not explicitly

instructed to define rooms as dwelling units on the basis of cooking equipment or separate entrance.

The number of dwelling units in the 1950 Census may be regarded as comparable with the number of dwelling units in the 1940 Census. Some living quarters may have been classified as separate dwelling units in the one census and not in the other. Further, in the 1950 Census, living quarters with five or more lodgers were not tabulated as dwelling units; generally, such quarters were included in the 1940 dwelling unit count. However, the net effect of these changes is probably small.

**Occupancy and tenure.**—Dwelling units are classified by occupancy and tenure into four groups: owner-occupied; renter-occupied; vacant nonseasonal not dilapidated, for rent or sale; and other vacant and nonresident. A dwelling unit is classified as owner-occupied if it was owned wholly or in part by the head of the household or by some related member of his family living in the dwelling unit. All other occupied units are classified as renter-occupied whether or not cash rent was actually paid for living quarters. Rent-free units and living accommodations received in payment for services performed are thus included with the renter-occupied units.

A dwelling unit is considered vacant if no persons are living in it at the time of enumeration. New units not yet occupied were enumerated as vacant dwelling units if construction had proceeded to the extent that all the exterior windows and doors were installed and final usable floors were in place. The classification "Vacant nonseasonal not dilapidated, for rent or sale" is descriptive of the vacant dwelling units reported in this classification. "Other vacant and nonresident" units include all dilapidated and seasonal vacant units as well as the not dilapidated units which were not for rent or sale.

Because of changes in enumeration procedures, the counts of total vacant units in 1940 and 1950 are not strictly comparable. In 1940, vacant units were enumerated if they were habitable; units uninhabitable and beyond repair were excluded from the enumeration. In 1950, units were included regardless of condition if they were intended for occupancy as living quarters. Therefore, no comparison should be made between the data on "vacant nonseasonal not dilapidated, for rent or sale" units from the 1950 Census and data in the 1940 Census reports.

In both censuses, dwelling units occupied entirely by nonresidents were included with vacant units not for rent or sale. Trailers, tents, houseboats, and railroad cars which were vacant were excluded from the dwelling unit inventory in both 1950 and 1940.

**Condition and plumbing facilities.**—Data on condition of a dwelling unit are shown in combination with data for selected plumbing facilities and are, therefore, limited to units for which both condition and plumbing facilities are reported. Plumbing facilities include water supply, toilet facilities, and bathing facilities.

The category "with private bath" includes those dwelling units reported with both a flush toilet and a bathtub or shower inside the structure for the exclusive use of the occupants of the unit. The category "no private bath" includes those dwelling units not having private flush toilet or not having private bathing facilities. The "no running water" category includes units with only piped running water outside the structure or with only other sources such as a hand pump.

A dwelling unit is "dilapidated" when it is run-down or neglected, or is of inadequate original construction, so that it does not provide adequate shelter or protection against the elements or it endangers the safety of the occupants.

**Persons per room.**—The number of persons per room has been computed for each occupied dwelling unit by dividing the number of persons in the dwelling unit by the number of rooms in the dwelling unit. All persons enumerated in the Population Census as members of the household (including lodgers, servants, and

other nonrelated persons) are counted in determining the number of persons that occupy the dwelling unit. The number of rooms in the dwelling unit includes all rooms available for living quarters throughout the year. Not counted as rooms are bathrooms, closets, pantries, halls, screened porches, and unfinished rooms in the basement and attic.

**Color of occupants.**—Occupied dwelling units are classified by color of head of household according to the definition used in the 1950 Census of Population. The group designated as "non-white" consists of Negroes, Indians, Japanese, Chinese, and other nonwhite races. Persons who are not definitely Indian or of other nonwhite race are classified as white.

**Contract monthly rent.**—Contract monthly rent is the rent, at the time of enumeration, contracted for by the renter regardless of whether it includes furniture, heating fuel, electricity, cooking fuel, water, or personal services.

Monthly rent for vacant dwelling units is the amount asked for the dwelling unit at the time of enumeration. The average monthly rent relates to renter-occupied dwelling units and vacant nonseasonal not dilapidated units for rent. Dwelling units which are occupied "rent-free" are not included with the units reporting rent.

**Value of one-dwelling-unit structures.**—Average value is shown for owner-occupied dwelling units and vacant nonseasonal not dilapidated units which are for sale only. Value is shown only if the unit is in a one-dwelling-unit structure without business and if it is the only dwelling unit included in the property. The value represents the amount for which the owner estimates that the property, including such land as belongs with it, would sell under ordinary conditions and not at a forced sale. For vacant units, value is the sale price asked by the owner.

**Number reporting.**—Occupancy and tenure are reported for all dwelling units, and color of occupants is reported for all occupied units. The corresponding distributions for these subjects in table 1 are based on all dwelling units and on occupied units, respectively. For all other subjects, the distributions are based on the units for which the specific characteristics are reported, that is, the "Number reporting."

The number of dwelling units for which the enumerator obtained no report on a particular item is shown for the city totals only; however, the number "not reported" can easily be derived for each area in tables 2 and 3 by subtracting the number reporting from the total number of dwelling units (or total occupied).

**Block identification.**—A map or series of maps is included in this report showing block numbers for each block, letter designations for block areas, and the names of principal streets.

Blocks are identified by serial numbers, a separate series of numbers being used for each block area. Thus, the location of each block for which data are presented in table 3 may be determined by referring to the identification of the block area and block shown on the map. Similarly, data for a specific block may be located in the table by reference to the map for the identification numbers of the block area and block.

A block area is an arbitrary subdivision established to facilitate numbering blocks in groups of less than 1,000. In some cities this division was not necessary and the blocks are numbered within the city as a whole.

If no dwelling units are reported for a block, the block number is not listed in table 3, although it is shown on the map. Dwelling units for which the block number was not reported are indicated in the table by the symbol "NR." Detailed data are not shown for such dwelling units, nor for blocks containing fewer than three dwelling units. Average monthly rent is not shown when the monthly rent was reported for fewer than three dwelling units. Average value is not shown when the value of one-dwelling-unit properties was reported for fewer than three dwelling units. All dwelling units are included, however, in the statistics for the city.



Table 1.—CHARACTERISTICS OF HOUSING FOR THE CITY: 1950

Subject	Number	Percent	Subject	Number	Percent
<b>OCCUPANCY AND TENURE</b>			<b>PERSONS PER ROOM</b>		
All dwelling units.....	40,614	100.0	Occupied dwelling units.....	38,146	...
Owner occupied.....	20,126	49.6	Number reporting.....	37,576	100.0
Renter occupied.....	18,020	44.4	1.50 or less.....	36,298	96.6
Vacant nonseasonal not dilapidated, for rent or sale.....	1,452	3.6	1.51 or more.....	1,278	3.4
Other vacant and nonresident.....	1,016	2.5	Not reported.....	570	...
<b>CONDITION AND PLUMBING FACILITIES</b>			<b>CONTRACT MONTHLY RENT</b>		
All dwelling units.....	40,614	...	Renter-occupied, and vacant nonseasonal not dilapidated units, for rent—Number reporting.....	17,993	...
Number reporting.....	39,415	100.0	Total contract monthly rent..... dollars.....	602,575	...
With private bath, not dilapidated.....	30,337	77.0	Average monthly rent..... dollars.....	33.49	...
No private bath, with running water, not dilapidated.....	4,249	10.8	<b>VALUE OF ONE-DWELLING-UNIT STRUCTURES</b>		
No running water or dilapidated.....	4,829	12.3	Owner-occupied, <sup>1</sup> and vacant nonseasonal not dilapidated units, for sale only—Number reporting.....	15,729	...
Condition or plumbing facilities not reported.....	1,199	...	Total value or sale price..... dollars.....	98,410,500	...
No private bath or dilapidated.....	9,078	23.0	Average value..... dollars.....	6,257	...
<b>COLOR OF OCCUPANTS</b>					
Occupied dwelling units.....	38,146	100.0			
White.....	30,699	80.5			
Nonwhite.....	7,447	19.5			

<sup>1</sup> Restricted to 1-dwelling-unit properties.

(Table 2 of the standard series is omitted, as this city was not reported by wards or tracts)

HOUSING—BLOCK STATISTICS

Table 3.—CHARACTERISTICS OF HOUSING FOR BLOCK AREAS, BY BLOCKS: 1950

[Detailed statistics not shown for blocks containing fewer than 3 dwelling units, nor for dwelling units not allocated by blocks (designated by NR)]

Block area	Block	All dwelling units by occupancy and tenure					All dwelling units by condition and plumbing facilities			Occupied dwelling units			Contract monthly rent <sup>1</sup>		Value <sup>2</sup> of one-dwelling-unit structures		
		Total	Owner occupied	Renter occupied	Vacant non-seasonal not dilap., for rent or sale	Other vacant and non-resident	Number reporting	No private bath or dilap.	No running water or dilap.	Total	Persons per room		Occupied by non-white	Number reporting	Average monthly rent (dollars)	Number reporting	Average value (dollars)
											Number reporting	1.51 or more					
A	1	1															
	2	17	6	11					17	17			11	41.90	1		
	3	20	5	13	2				18	18			14	36.85	3	8,333	
	4	5	4						4	3					3	15,666	
	5	2															
	6	5	5						5	5					4	8,375	
	7	8	5	3					8	8			3	56.66	3	8,833	
	8	5	4	1					5	5					4	9,625	
	9	7	6	1				2	7	7			1		6	7,833	
	10	10	8	1	1				9	9			2		6	10,850	
	11	8	7	1					8	8			1		5	7,460	
	12	4	3	1					4	4			1		2		
	13	5	5						5	5			1		4	8,875	
	14	10	7	3	1	2			10	10			3	57.33	7	6,142	
	15	6	5	1					6	6			1		4	5,750	
	16	5	3	1	1				4	4			2		3	7,433	
	18	47	35	10	1	1			45	45	1		11	55.45	32	9,659	
	19	11	6	4	1				10	9			4	62.50	5	10,400	
	20	4	3	1					4	4			1		2		
	21	5	3			2			3	3					3	6,666	
	22	13	1	11	1				13	12			12	38.00			
	23	12	7	4	1				12	10	1		4	36.25	7	6,971	
	24	13	9	3	1			2	13	12			4	35.00	7	7,742	
	25	1															
	26	11	8	2	1				11	10			1		7	5,428	
	27	14	13	1				1	14	14	1		1		11	6,636	
	28	10	9	1				2	10	10			1		8	7,200	
	29	6	5	1					6	6			1		5	4,700	
	30	6	4	2					6	6			2		3	6,333	
	31	7	6	1					7	7					4	5,750	
	32	7	1	3	2				7	4			3	38.00			
	34	160	1	156	3	1			160	153	1		154	23.63	1		
	35	7	6	1				2	7	7			1		4	6,375	
	36	13	6	6	1				12	12			7	48.14	4	6,000	
	38	8	7	1					7	7					7	9,957	
	39	5	4	1		1			5	4					4	6,000	
	40	16	14	2					16	16			2		12	7,250	
	41	27	22	4	1				26	26			5	33.20	20	9,670	
	42	7	5	2		2			7	5					5	7,800	
	43	164	1	161	2	1		1	163	161		4	161	23.36			
	44	5	2	2	1				5	4		1	2		3	6,666	
	45	15	15						15	15		1			15	6,100	
	46	19	15	2	1	1			17	17			3	43.33	12	8,308	
	47	12	7	3	2				10	10			5	39.00	5	7,600	
	48	15	13	2					15	15			2		12	9,916	
	49	9	9						9	9					9	8,000	
	50	16	15	1					15	16	1		1		15	8,860	
	51	23	12	10	1				23	22			11	38.18	11	8,772	
	52	16	16					2	16	16					10	8,450	
	53	21	9	11	1				20	19			12	39.08	7	5,585	
	54	17	9	7	1				17	16			6	47.83	7	4,657	
	55	20	15	5				2	20	20			5	42.40	11	5,272	
	56	8	8						8	8					7	8,500	
	57	6	2	4				1	6	6			3	53.33			
	58	10	6	3	1			2	10	9			4	39.50	2		
	59	5	3	2					5	5			2		1		
	60	3	3						3	3					3	6,500	
	61	12	9	1		2			12	10			1		9	5,166	
	62	10	9	1					10	10			1		9	6,555	
	63	2															
	64	19	9	10					18	18			8	24.12	4	5,725	
	65	1															
	66	14	8	4	1	1			14	12			4	53.50	5	6,240	
	67	12	6	4	1	1			11	10			5	25.20	6	7,083	
	68	29	13	12	3	1			29	25	2		14	42.92	10	7,800	
	69	14	14						14	14					13	8,615	
	70	14	14						13	14					14	8,500	
	71	15	11	3		1			15	14			3	60.00	11	8,272	
	72	19	17		2				18	17		1	2		16	7,468	
	73	15	14		1				15	14	1				13	7,700	
	74	9	9						9	9					9	6,888	
	75	12	7	4	1				12	11			5	42.40	6	6,333	
	76	7	7						7	7					7	6,357	
	77	7	6	1					7	7			1		5	5,000	
	78	31	16	14		1			31	29			14	35.78	14	5,964	
	79	17	12	4		1			17	16			4	38.00	9	9,333	
	80	46	29	11	2				46	40			11	46.36	26	5,611	
	81	24	11	12		1		2	24	23	1	1	11	31.41	6	6,000	
	82	14	9	3		2			14	12			12		9	5,166	
	83	23	18	5					23	23			5	46.40	16	6,081	
	84	14	9	4		1			14	13			3	46.33	6	6,500	
	85	25	17	6	1	1			25	23	1	1	6	39.50	13	5,576	
	86	5	4	1					5	5			1		3	8,666	
	87	9	14	3					9	9			1		7	11,642	
	88	17	14	2		1			17	17			3	38.33	13	5,461	
	89	13	6		4				13	8			2		6	7,500	
	90	13	9		3	1			13	9					9	6,944	

<sup>1</sup>For renter - occupied dwelling units and vacant nonseasonal not dilapidated units, for rent.  
<sup>2</sup>For owner - occupied dwelling units and vacant nonseasonal not dilapidated units, for sale only.

Table 3.—CHARACTERISTICS OF HOUSING FOR BLOCK AREAS, BY BLOCKS: 1950—Con.

Block area	Block	All dwelling units by occupancy and tenure					All dwelling units by condition and plumbing facilities			Occupied dwelling units			Contract monthly rent <sup>1</sup>		Value <sup>2</sup> of one-dwelling-unit structures		
		Total	Owner occupied	Renter occupied	Vacant non-seasonal not dilap., for rent or sale	Other vacant and non-resident	Number reporting	No private bath or dilap.	No running water or dilap.	Total	Persons per room		Occupied by non-white	Number reporting	Average monthly rent (dollars)	Number reporting	Average value (dollars)
											Number reporting	1.51 or more					
A	91	9	6		2	1	9		6	6			1		5	6,600	
	92	8	8				8		8	8					8	6,687	
	93	15	15				15		15	15					15	5,900	
	94	10	10				10		10	10	1				10	4,740	
	95	6	3		2		6		4	4	1						
	96	20	15	1			20		20	20			2				
	97	17	12	3	1	1	17		15	15			4	5 00 0	11	9,909	
	98	19	12	1			19		15	15			3	4 3 3 3	10	8,150	
	99	17	12	1			17		15	15			1		12	7,888	
	100	27	12	2	2	2	27	1	16	16			3	4 2 0 0	13	8,707	
				1					2	2			10	3 8 6 0	6	6,416	
	101	24	14	10			24		24	24	1		9	3 7 0 0	10	7,080	
	102	6	5		1		6	1	5	5			1		4	6,250	
	104	9	7	2			9		9	9	1		2		6	4,833	
	105	15	13	1	1		15		14	14			1		13	5,476	
	106	18	11	7			18		18	18			1		10	5,200	
	107	8	5	3			8		8	8			1		4	7,250	
	108	5	4	1			5		5	5			1		3	10,000	
	109	16	12	3	1		16		15	15			1		12	5,958	
	110	14	10	3			14		14	14			4		9	4,811	
	112	7	4	3			7		7	7			3		3	8,000	
	113	4	3				4		4	4					4	7,625	
	114	3	3				3		3	3					3	10,000	
	115	2	2				2		2	2							
	116	22	20	1		1	21	2	21	21			1		18	51,38	
	117	12	9	1	1	2	12	2	9	9	2		4	1	6	6,733	
	118	9	8	1			9		9	9					8	6,250	
	119	4	3		1		4		3	3			1				
	120	4	3			2	4		3	3					2		
	121	3	3				3		3	3					3	9,833	
	122	3	3				3		3	3					3	10,666	
	123	5	3			2	5	3	3	3			3		2		
	124	15	12	3			15		15	15					12	5,791	
	125	12	12				12		12	12	1				12	4,650	
	126	19	12	6	1		19		18	18			5		12	6,208	
	127	15	12	3			15		15	15			2		10	6,300	
	128	1					1										
	129	4	2	1		1	4		3	3			1		2		
	130	4	2	2			4		4	4			2		1		
	131	4	4	1			4		5	5			1		4	8,000	
	132	3	1	2			3		3	3			2		1		
	133	5	4	1			5		5	5			1		3	8,000	
	134	1	3				1		7	7			4		2		
	135	7	3	4			7		6	6			3		1		
	136	6	3	3			6	2	6	6							
	137	1	1				1		1	1							
	138	15	10	5			15		15	15			5		10	7,500	
	139	17	12	5			17		17	17	1		4		9	5,444	
	140	2	2				2		2	2							
	141	5	4	1			5		5	5			2		7	15,000	
	142	10	7	2	1		10		9	9						7,285	
	143	3	3				3		3	3					3	5,833	
	144	8	6	2			8		8	8			2		6	7,583	
	145	1	1				1		5	4			1		3	7,666	
	146	5	4	1			5		4	4			1		3	5,500	
	147	4	3	1			4		4	4					4	7,375	
	148	4	4				4		4	4					3	8,333	
	149	6	4	2			6		6	6			2		3	8,333	
	150	30	20	10			30		30	30			8		19	5,973	
	151	18	11	7			18		18	18			6		9	5,655	
	152	4	4				4		4	4			1		2		
	153	9	8			1	9		8	8					4	11,850	
	154	12	9	1		2	12		10	10			1		6	5,250	
	155	51	42	2			50	2	44	44			2		39	6,694	
	156	72	58	2	1	1	70		60	59			1		55	7,467	
	157	13	11	1			13		12	12					10	5,250	
	158	12	12				12		12	12					11	4,636	
	159	20	13	5	1	1	16		18	18			5		12	6,708	
	160	8	7	1			8		8	8			1		7	6,328	
	161	5	4	1			5		5	5					2		
	162	11	10		1		11		10	10					10	5,540	
	163	13	5	8			13		13	13			8		4	4,625	
	164	19	8	9		2	18		17	17			9		4	4,500	
	165	14	10	4			14		14	14			3		8	6,475	
	166	28	14	12	2		28		26	25			14		10	7,000	
	167	3	3				3		3	3					2		
	168	6	6				6		6	6					5	6,200	
	169	5	4			1	5		4	4					3	4,666	
	170	14	12	1	1		13		13	13			2		8	5,687	
	171	5	4		1	1	5		4	4					3	4,666	
	172	8	3	5			8		8	8			5		2		
	173	6	4				6		6	6			2		3	14,333	
	174	1		2			1		1	1							
	175	16	11	3		2	16		14	14			4		10	7,750	
	176	17	10	5	2		17		15	15			6		10	7,800	
	177	3	2	1			3		3	3			1		2		
	178	4	4				4		4	4					4	6,750	
	179	26	24	2			26		25	25			1		22	6,977	

<sup>1</sup>For renter - occupied dwelling units and vacant nonseasonal not dilapidated units, for rent.  
<sup>2</sup>For owner - occupied dwelling units and vacant nonseasonal not dilapidated units, for sale only.

## HOUSING—BLOCK STATISTICS

Table 3.—CHARACTERISTICS OF HOUSING FOR BLOCK AREAS, BY BLOCKS: 1950—Con.

Block area	Block	All dwelling units by occupancy and tenure					All dwelling units by condition and plumbing facilities			Occupied dwelling units			Contract monthly rent <sup>1</sup>		Value <sup>2</sup> of one-dwelling-unit structures	
		Total	Owner occupied	Renter occupied	Vacant non-seasonal not dilap. for rent or sale	Other vacant and non-resident	Number reporting	No private bath or dilap.	No running water or dilap.	Total	Persons per room		Number reporting	Average monthly rent (dollars)	Number reporting	Average value (dollars)
											Number reporting	1.51 or more				
A	180	24	21	2	1	23			23	23				21	7,119	
	181	23	16	5	2	22			21	19		1	36.42	13	7,630	
	182	19	13	5	1	18			18	17		6	45.16	10	7,750	
	183	30	23	6	1	28			29	28	1	5	43.00	18	6,255	
	184	9	5	4		9			9	9		4	61.25	3	7,500	
	185	14	8	5		12	5	2	13	13		5	21.00	4	6,625	
	186	13	7	6		13			13	13		6	64.16	6	6,216	
	187	7	7			6			7	7				7	6,328	
	188	15	15			15			15	15	1			12	6,325	
	189	34	33	1		33			34	33	1			30	8,393	
	190	10	9	1		10	1	1	10	10		1		8	6,937	
	191	29	23	5	1	29	1	1	28	28		6	29.66	19	6,878	
	192	29	22	6	1	29			28	28		7	42.85	19	7,357	
	193	18	16	2		16			18	16		1		13	8,269	
	194	20	17	3		20			20	20		1		13	6,923	
	195	29	27	1		29	2	2	28	28		1		26	6,276	
	196	9	6	2		9	2	2	8	8		1		4	4,875	
	197	14	12	2		14			12	12		2		11	4,136	
	198	28	21	7		28	5		28	28		6	34.16	19	6,578	
	199	26	23	3		26	1	1	26	26		2		19	6,473	
	200	26	22	3	1	25	1		25	25		3	30.66	19	7,605	
	201	40	32	7		40			39	39		6	36.66	26	7,230	
	203	10	6	4		10	1		10	10		4	41.25	4	5,625	
	204	19	19			17			19	19				19	10,578	
	205	24	21	1		22			22	22		1		21	8,623	
	206	3	3			3			3	3				3	14,000	
	207	9	7	2		9	1		9	9		2		7	9,357	
	208	18	18			18	1		18	18	1			16	6,731	
	209	18	17	1		18	1	1	18	17		1		17	8,147	
	210	18	17	1		18			18	18		1		17	11,011	
	211	9	7	1	1	9			8	8		1		7	10,571	
	212	17	16	1	1	17			16	15				12	14,533	
	213	10	10			10			10	10				10	9,190	
	214	9	9			9			9	9				7	10,928	
	215	18	13	5		18			18	18		5	50.00	10	7,050	
	216	16	12	2	1	15	1		14	13		2		10	6,600	
	217	19	12	6	1	19			18	18		7	43.57	10	6,750	
	218	29	14	12	3	29			26	26		15	38.53	13	7,423	
	219	19	12	6	1	19	1		18	17		5	30.00	9	9,055	
	220	13	7	5	1	13			12	12		4	48.25	4	8,125	
	221	7	5	2		7	1		7	7		2		4	10,875	
	222	37	28	8	1	36	1		36	36	1	8	47.25	21	6,485	
	223	21	19	1	1	21			20	20		1		19	6,052	
	224	23	17	4		22			21	21	3	2		15	4,666	
	225	21	13	6	2	21			19	19		4	47.75	11	17,000	
	226	1	1			1			1	1						
	227	11	5	6		11			11	11		3	28.00	4	6,250	
	228	20	12	6	1	20	2	2	17	17		5	38.20	12	4,733	
	229	10	10			10			10	10				10	12,910	
	230	11	8	2	1	11	1	1	10	10		2		6	5,300	
	231	15	14	1		15	1	1	15	15		1		14	5,750	
	232	16	9	6	1	16	3	3	15	15		7	42.00	6	5,666	
	233	7	2	5		7			7	7		5	40.00	1		
	234	3	3			3			3	3				3	4,333	
	235	16	13	3		15	1		16	16		2		12	6,150	
	236	18	16	4	2	18	2		22	22		3	35.00	17	6,517	
	237	29	16	12	1	29	7		28	28	2	11	33.90	12	6,950	
	238	9	3	6	1	9			6	5		3	56.66	1		
	239	13	3	8		13			14	14		9	31.88	1		
	240	19	17	2		19			19	19		2		14	8,821	
	241	25	18	7		25	1	1	25	25	1	7	44.28	15	6,433	
	242	20	15	5		20			20	20				14	15,614	
	243	15	7	8		15			15	15				6	8,503	
	244	14	12	1	1	14			13	12		1		12	11,041	
	245	17	15	2		17			15	15				5	8,400	
	246	13	12	1		13			13	12				12	9,833	
	247	17	15	2	1	17			16	16		1		11	10,272	
	248	12	11	1		12			12	12				12	9,833	
	249	16	16			16			16	16				11	10,272	
	250	25	23	1	1	25			24	23	1	1		14	12,464	
	251	16	1	15		16			1	1		15	128.13	22	10,431	
	252	70	40	18	10	70	2		58	57		25	62.40	30	8,250	
	253	26	16	8	2	26	2	1	24	23		9	38.66	12	7,875	
	254	27	18	7	2	25	2		25	24		7	36.00	12	8,125	
	255	13	9	5		13	2		13	13		5	35.80	5	6,800	
	256	12	9	3		12			12	12		2		6	10,083	
	257	14	10	4		14			14	14		3	46.66	9	8,166	
	258	7	5	2		7			7	7		1		5	10,900	
	259	8	2	6		8			8	8		3	56.66	3	6,833	
	260	17	12	2	1	17			14	14		3	47.66	9	7,888	
	261	23	16	5	1	23	4	4	21	21		4	32.25	14	6,535	
	262	29	22	6	1	29	3	3	28	28		6	41.83	19	5,078	
	263	19	12	7		19			19	19		7	35.85	11	5,909	
	264	30	23	5	2	30	3	3	28	28	1	5	28.40	20	5,185	
	265	25	22	3		25	1		25	24		2		20	5,510	
	266	15	13	1	1	15			14	14		2		11	5,500	
	267	19	15	3	1	19			18	18	1	2		14	4,978	

<sup>1</sup>For renter-occupied dwelling units and vacant nonseasonal not dilapidated units, for rent.<sup>2</sup>For owner-occupied dwelling units and vacant nonseasonal not dilapidated units, for sale only.

Table 3.—CHARACTERISTICS OF HOUSING FOR BLOCK AREAS, BY BLOCKS: 1950—Con.

Block area	Block	All dwelling units by occupancy and tenure					All dwelling units by condition and plumbing facilities			Occupied dwelling units			Contract monthly rent <sup>1</sup>		Value <sup>2</sup> of one-dwelling-unit structures	
		Total	Owner occupied	Renter occupied	Vacant non-seasonal not dilap., for rent or sale	Other vacant and non-resident	Number reporting	No private bath or dilap.	No running water or dilap.	Total	Persons per room		Number reporting	Average monthly rent (dollars)	Number reporting	Average value (dollars)
											Number reporting	1.51 or more				
A	268	9	8			1	9	1	1	8	8				7	5,928
	269	4	3				4			4	4				3	8,000
	270	61	48	12		1	59	4	2	60	58	1	3,309	46	9,636	
	271	18	15	2		1	18	2		17	17			13	8,384	
	272	25	15	7	2	1	25			22	22		3,642	9	7,222	
	273	11	6	2	1	2	10			8	8			4	6,875	
	274	8	8				8			8	8			4	8,450	
	275	12	6	5	1	1	12			11	11		4,560	6	6,583	
	276	13	7	5	1	1	13			12	12		3,160	5	8,960	
	277	9	9				9	1	1	9	9			9	8,055	
	278	9	8	1			9			9	9			8	7,875	
	279	8	7		1		7			7	7			7	7,142	
	280	10	7	3			10			10	10			5	9,400	
	281	5	2	3			5			5	5		6,166			
	282	34	28	3		3	34			31	31	1		24	8,429	
	283	30	28	1		1	30	2		29	29			25	9,507	
	284	21	20			1	21			20	20			19	1,151.5	
	285	22	20	1	1		22			21	21	1		21	8,119	
	286	27	22	4		1	27	1	1	26	26		4,200	18	9,722	
	287	21	18	3			21	2	2	21	21		4,833	18	7,388	
	288	13	9	4			13			13	13		4,333	9	9,777	
	289	7	5	2			7			7	7			4	8,375	
	290	7	7				7			7	7			7	9,142	
	291	8	7	1			8	1	1	8	8			7	8,285	
	292	12	9	3			12			12	12		4,833	6	7,416	
	293	9	9				9			9	9			8	9,050	
	294	11	7	3		1	10			10	10	1	5,166	6	9,500	
	295	9	6	3			9			9	9		4,933	4	10,500	
	296	7	6	1			7			7	7			6	11,000	
	297	23	14	7	2		23	3		21	21		4,000	8	7,937	
	298	20	18	1		1	20			19	19			12	8,041	
	299	23	13	8	2		23			21	21	10	4,950	10	8,940	
	300	5	5				5			5	5			5	14,000	
	301	13	8	5			12			13	13		3,200	6	10,500	
	302	15	13	2			15			15	15			9	8,944	
	303	8	7	1			8			8	8			6	10,666	
	304	8	7	1			8			8	8			6	11,333	
	305	8	7			1	8			7	7			7	11,571	
	306	11	8	3			9			11	10			8	9,375	
	307	8	5	1	1	1	8			6	5			5	9,800	
	308	26	23	3			26			26	26			2	8,052	
	309	25	23	1		1	23	1		24	23			21	8,785	
	310	27	24	2		1	27			26	26			24	8,250	
	311	12	11		1		12			11	11			12	7,408	
	312	16	12	3	1		16			15	15	1	5,666	12	9,583	
	313	11	11				11	1	1	11	11			11	8,590	
	314	6	5	1			6			6	5			3	14,666	
	315	9	5	2	1	1	9			7	5			2	8,875	
	316	8	7			1	8			7	7			4	10,333	
	317	11	8	3			10			11	10			8	11,500	
	318	9	7			2	8			7	7			5	11,500	
	319	9	7	2			9			9	9			2	8,240	
	320	10	8	2			9			10	9			5	13,000	
	321	21	9	9		3	19			18	18	1	4,537	8	6,448	
	322	31	23	7	1		31	2		30	30		3,614	7	8,053	
	323	43	35	7		1	42			42	41	1	4,928	33	11,454	
	324	18	16	1		1	18	1	1	17	17			16	7,625	
	325	7	7				7			7	7			7	8,314	
	326	9	4	3		2	9			7	7		5,000	3	6,666	
	327	10	5	5			10			10	10		4,400	3	9,466	
	328	5	4	1			5			5	5			4	15,750	
	329	12	9	1	1	1	12			10	10			8	9,562	
	330	14	10	4			14			14	14		5,250	5	11,000	
	331	19	10	8		1	19			18	18		3,871	7	6,357	
	332	30	6	22	1		30	2	1	28	28		3,304	21		
	333	35	24	6	5		35	7	2	30	30		3,900	11		
	334	11	8	2		1	11			10	10	2		2	6,973	
	335	11	11				11			11	11			8	8,375	
	336	18	17	1			18	1	1	18	18			10	6,780	
	337	16	16				16	2	1	16	16			17	6,088	
	338	3	3				3			3	3			16	6,481	
	339	7	4	3			7			7	7			2		
	340	2												4	6,375	
	341	20	16	1	3		20			17	17			3	11,500	
	342	27	17	9			27	2		26	26			4	7,833	
	343	9	8			1	9	1	1	8	8			9	8,875	
	344	15	4	7	1	3	13	3		11	11	1		7	11,071	
	345	9	5	2			9	1		7	7			6	7,833	
	346	17	8	8		1	17	1		16	16	1		2	7,750	
	347	11	7	3		1	11			10	10			3	12,000	
	348	11	7	1	3		11			8	8			8	5,714	
	349	22	19	3			22	1		22	22			3	7,333	
	350	27	17	8	2		27			25	25	1		2	9,562	
	351	12	9	3			12			12	12			14	7,035	
	352	24	17	5		2	24			22	22		4,166	8	8,000	
	353	52	42	9		1	49			51	49		4,200	15	7,100	
	354	26	22	3		1	26			25	25		4,675	38	7,434	
													3,900	21	6,971	

<sup>1</sup>For renter - occupied dwelling units and vacant nonseasonal not dilapidated units, for rent.  
<sup>2</sup>For owner - occupied dwelling units and vacant nonseasonal not dilapidated units, for sale only.

## HOUSING—BLOCK STATISTICS

Table 3.—CHARACTERISTICS OF HOUSING FOR BLOCK AREAS, BY BLOCKS: 1950—Con.

Block area	Block	All dwelling units by occupancy and tenure					All dwelling units by condition and plumbing facilities			Occupied dwelling units			Contract monthly rent <sup>1</sup>		Value <sup>2</sup> of one-dwelling-unit structures	
		Total	Owner occupied	Renter occupied	Vacant non-seasonal not dilap., for rent or sale	Other vacant and non-resident	Number reporting	No private bath or dilap.	No running water or dilap.	Total	Persons per room		Number reporting	Average monthly rent (dollars)	Number reporting	Average value (dollars)
											Number reporting	1.51 or more				
A	355	14	10	3	1	14	2		13	13		4	37.75	6	7,333	
	356	32	18	13	1	32	2		31	31		13	37.92	11	7,954	
	357	24	20	4		24	4		24	24		4	54.75	17	8,858	
	358	18	16	2		18	2		18	18		2		14	11,271	
	359	48	17	23	6	44	2	1	40	37		23	46.69	14	8,178	
	360	16	14	2		16			16	15		2		14	6,928	
	361	23	13	8		23	3	1	21	21		7	35.71	11	8,000	
	362	20	14	6		20			20	19		6	50.00	11	8,090	
	363	13	8	4	1	13			12	12		5	56.00	4	7,250	
	364	14	14			14	1	1	14	14				13	5,592	
	365	1														
	366	4	3			4			4	4					2	
	367	36	27	9		36	1	1	36	36		9	34.55	23	8,369	
	368	48	37	11		46			48	47		8	33.37	31	8,177	
	369	12	8	3		11		1	11	11		3	55.00	7	6,000	
	370	7	7			7			7	7				7	8,214	
	371	4	4			4			4	4				4	6,125	
	372	5	4	1		5			5	5		1		4	5,250	
	373	4	4			4			4	4				4	5,625	
	374	16	10	4		16	2		14	14		4	43.75	10	5,950	
	375	7	5	2		7			7	7		1		5	5,100	
	376	8	7	1		8			8	8		1		7	8,071	
	377	7	5	2		7	3	1	7	7		2		4	4,525	
	378	3	3			3			3	3				3	4,333	
	379	8	8			8			8	8				8	6,062	
	380	9	6	3		9			9	9				5	6,560	
	381	7	5	2		7			7	7		2		5	5,300	
	382	15	10	4		13	4	4	14	14		2		8	6,275	
	383	13	7	5	1	13	2		12	12		5	46.00	7	7,071	
	384	4	4			4			4	4				4	6,625	
	385	10	10			10			10	10				10	9,530	
	386	5	5			5			5	5				5	8,400	
	387	18	13	3		18	2		16	16		3	35.00	11	7,181	
	388	16	12	3	1	16			15	15		2		9	9,333	
	389	27	18	9		27			27	27		9	41.11	15	8,033	
	390	20	12	8		20			20	20		8	58.25	12	7,791	
	391	4	3	1		4			4	4		1		1		
	392	26	13	11	1	26	7	4	24	24		11	34.45	10	9,900	
	393	8	8			8			8	8				8	13,562	
	394	29	20	8	1	28	2		28	28	1	8	29.87	18	6,694	
	395	48	39	9		45			48	47	1	7	45.00	37	6,327	
	396	9	8	1		9			9	9	1			8	6,137	
	397	8	6	2		8			8	8		2		5	7,600	
	398	23	17	3		23			20	20	1	3	33.33	15	7,233	
	399	15	12	1	1	15		1	13	13		1		13	6,384	
	400	23	21	2		23			23	23		2		20	7,550	
	401	20	10	8	2	20	2		18	18	1	8	45.37	5	6,400	
	402	33	10	21	2	33			31	31		23	40.43	8	6,350	
	403	18	17	1		18			18	18		1		17	7,176	
	404	37	14	21	1	36	1		35	35		21	34.80	8	5,187	
	405	13	10	3		13			13	13	1	3	36.66	9	6,955	
	406	24	16	6	2	24			22	22		6	39.00	11	7,736	
	407	9	5	3		9			9	9		3	30.00	4	8,500	
	408	7	5	2		7	2	1	7	7	1	2		3	3,000	
	409	11	5	6		11	2		11	11		6	31.50	3	6,333	
	410	9	6	3		9			9	9		3	35.00	5	5,400	
	411	12	6	6		12	2		12	12	1	6	43.00	5	6,800	
	412	6	5	1		6			6	6	1	1		5	4,400	
	413	7	5	1		7	2		6	6	1			4	6,000	
	414	11	3	8	1	11	1		11	11		7	33.28	3	6,066	
	415	12	8	4		12	2	2	12	12		3	50.00	5	5,060	
	416	11	3	8		11	7	3	11	11	1	8	37.87	2		
	417	3	3			3			3	3				3	6,000	
	418	8	5	2	1	7	2	2	7	7	1	2		5	5,760	
	419	4	4			4			4	4				4	4,875	
	420	16	13	2	1	15			15	15		2		12	4,666	
	421	13	10	3		13	3	1	13	13		3	45.00	8	5,250	
	422	21	11	8	1	20	15	15	19	18		8	30.62	10	4,050	
	423	20	16	4		20	10	10	20	20		4	36.25	16	3,893	
	424	12	7	3	2	12	5	5	10	10	1	2		7	4,157	
	425	21	13	6	2	21	4	4	19	19		5	36.00	13	5,469	
	426	17	6	10	1	16	4	4	16	14	1	10	35.00	4	8,125	
	427	17	13	3	1	15	2	2	16	15		3	39.66	13	6,961	
	428	2														
	429	40	25	11	3	38	12	10	36	36	1	11	29.54	22	6,213	
	430	22	13	8	1	22	7	7	21	21		9	39.55	10	7,650	
	431	24	14	9		24			23	22		8	33.75	8	7,062	
	433	11	2	8	1	11			10	10	1	7	45.00	1		
	434	19	17	2		19	1	1	19	19		8		14	6,892	
	435	17	13	4		16			17	17		4	50.00	9	6,066	
	436	23	19	3	1	23	1	1	22	22		3	43.33	18	6,105	
	437	15	14			15			15	15		1		14	6,200	
	438	31	24	5	1	31	1	1	29	29		5	35.60	18	5,872	
	439	25	21	3	1	25	2	2	24	24		2		20	6,315	
	440	15	11	3	1	15	1	1	13	13		2		10	6,020	
	441	14	11	3		14			14	13		3	40.00	9	6,500	
	442	28	22	3		28			28	28		6	45.50	17	6,352	

<sup>1</sup>For renter - occupied dwelling units and vacant nonseasonal not dilapidated units, for rent.  
<sup>2</sup>For owner - occupied dwelling units and vacant nonseasonal not dilapidated units, for sale only.

Table 3.—CHARACTERISTICS OF HOUSING FOR BLOCK AREAS, BY BLOCKS: 1950—Con.

Block area	Block	All dwelling units by occupancy and tenure					All dwelling units by condition and plumbing facilities			Occupied dwelling units			Contract monthly rent <sup>1</sup>		Value <sup>2</sup> of one-dwelling-unit structures	
		Total	Owner occupied	Renter occupied	Vacant non-seasonal not dilap., for rent or sale	Other vacant and non-resident	Number reporting	No private bath or dilap.	No running water or dilap.	Total	Persons per room		Number reporting	Average monthly rent (dollars)	Number reporting	Average value (dollars)
											Number reporting	1.51 or more				
A	443	11	5	5		1	11		10	10		5	4 4.40		4 250	
	444	17	9	8			17	1	17	17		8	3 4.62		6 333	
	445	4	4				4	1	4	4				3	2 200	
	446	8	6	1		1	8	2	7	7		1		2	6 428	
	447	13	11	2			13	1	13	13	1			7	5 428	
	448	7	5	2			7		7	7				5	7 400	
	449	18	14	3	1		18	4	17	16			3 2.00	9	8 055	
	450	23	19	4			21	2	23	23			4 1.25	14	8 221	
	451	30	19	11		1	27	6	29	28		11	3 9.90	11	6 668	
	452	15	11	4			15	7	15	15			4 7.75	11	4 318	
	453	13	12	1			13	6	13	13				12	4 416	
	454	16	12	2	1	1	16	4	14	14				12	5 099	
	455	14	13				14	7	13	13				13	3 999	
	456	17	11	5			17	7	16	16	1		3 3.20	11	6 077	
	457	17	14	2			17	2	16	16				14	5 533	
	458	24	16	7			24	7	23	23			3 0.00	15	5 433	
	459	24	9	13		2	23	12	22	22			3 9.23	7	7 073	
	460	38	15	20	1		38	5	35	35	2	13	3 8.95	6	6 588	
	461	11	10	1			11		11	11				7	6 644	
	462	11	9	2			11		11	10				9	7 833	
	463	5	3	1	1		5	3	4	3				1	5 500	
	464	8	6	2			8		8	8				6	5 375	
	465	14	12	1	1		14	1	13	13				12	2 200	
	466	6	6				6		6	6				3	6 115	
	467	20	16	3		1	20		19	19			4 1.66	13	6 115	
	468	15	14	1			14	2	15	11				14	6 842	
	469	11	11				11		11	11				11	6 590	
	470	20	15	4		1	20	1	19	19			3 3.33	15	6 500	
	471	34	24	9	1		32	1	33	33		10	3 8.80	19	6 000	
	472	12	9	2	1		12		11	11				8	7 375	
	473	21	18	3			19	1	21	19			5 0.00	17	7 341	
	474	24	21	1	1	1	23	3	22	20	2			18	6 516	
	475	12	7	4			12	1	11	11			4 7.50	5	7 300	
	476	13	11	1	2		13		11	11				10	7 030	
	477	27	23	2		2	27		25	23				22	6 844	
	478	11	7	4			11		11	11			5 9.50	6	5 116	
	479	5	5				5	2	5	5				3	7 333	
	480	12	6	6			12	2	12	11			2 9.33	4	6 573	
	481	11	5	6			11		11	11	1		2 9.66	5	5 166	
	482	8	7		1		7		7	7				5	6 428	
	483	10	9	1			10		10	10				9	7 722	
	484	29	13	14		2	28		27	26		13	2 9.38	11	6 000	
	485	21	18	3	3		20		18	18				17	8 088	
	486	18	15	3			18		18	18				12	7 588	
	487	17	10	6	1		16	1	16	15			3 8.33	7	5 428	
	488	22	15	7			22	1	22	21			5 6.66	10	5 428	
	489	7	5	1		1	7		6	6			3 7.33	4	7 300	
	490	16	16				16	3	16	16				16	7 822	
	491	14	11	2		1	14	2	13	13				16	6 275	
	492	12	7	3	2		12	3	10	10				11	5 954	
	493	19	14	5			19	7	19	19			4 3.33	12	5 041	
	494	22	14	6	1	1	21	10	20	20			3 8.16	13	4 961	
	495	27	21	3	3		26	7	24	23			3 1.66	18	4 588	
	496	11	10	1			11	1	11	11	1			8	6 222	
	497	9	8	1			9	4	9	9				8	5 311	
	498	19	17	2			19	6	19	19				16	5 787	
	499	14	10	4			14	6	14	14			2 8.25	9	6 000	
	500	24	18	6		2	23	6	24	24			2 9.00	15	6 144	
	501	14	10	2			14	2	12	12				10	5 450	
	502	45	11	25	3	6	42	14	36	35		27	3 4.48	6	5 750	
	503	30	23	7			28	1	30	30	1		4 2.00	19	5 984	
	504	19	5	13	1		19		18	17			3 6.25	4	6 625	
	505	19	8	10	1		17	8	18	16				6	4 666	
	506	33	20	12		1	32		32	31			4 9.80	15	7 633	
	507	16	13	3			16	2	16	16			3 6.66	10	7 580	
	508	27	13	13			26		26	26			4 8.00	9	7 888	
	509	16	14	2			16		16	16				13	7 315	
	510	19	9	10			19	10	19	19	1		3 5.55	5	4 500	
	511	12	8	3		1	12		11	11			3 5.00	6	7 166	
	512	6	3	3			6		6	6			4 3.33	2	5 900	
	513	7	2	4		1	7		6	6			5 9.00	3	5 900	
	514	24	20	4			18	5	24	24	1		3 6.00	17	6 923	
	515	18	10	7		1	13	1	17	17			3 6.85	7	6 185	
	516	16	10	6			16	1	16	16			4 8.33	8	7 375	
	517	14	13	1			14		14	14				13	6 553	
	518	17	15	1	1		17	2	16	16				13	5 269	
	519	13	11	2			13		13	13				11	6 863	
	520	37	33	3	1		35		36	36			7 0.00	31	7 538	
	521	29	27	1		1	29		28	28				26	9 461	
	522	7	5	2			6		5	5				4	5 000	
	523	28	24	4			28		28	28	1		3 7.50	21	7 833	
B	1	5	5				5	2	5	5				5	5 160	
	2	9	6	3			9	1	9	9		3	3 3.33	4	5 000	
	3	4	4				4	1	4	4				4	4 500	
	4	1					1									
	5	2					2									

<sup>1</sup>For renter - occupied dwelling units and vacant nonseasonal not dilapidated units, for rent.  
<sup>2</sup>For owner - occupied dwelling units and vacant nonseasonal not dilapidated units, for sale only.

Table 3.—CHARACTERISTICS OF HOUSING FOR BLOCK AREAS, BY BLOCKS: 1950—Con.

Block area	Block	All dwelling units by occupancy and tenure					All dwelling units by condition and plumbing facilities			Occupied dwelling units			Contract monthly rent <sup>1</sup>		Value <sup>2</sup> of one-dwelling-unit structures	
		Total	Owner occupied	Renter occupied	Vacant non-seasonal not dilap., for rent or sale	Other vacant and non-resident	Number reporting	No private bath or dilap.	No running water or dilap.	Total	Persons per room		Number reporting	Average monthly rent (dollars)	Number reporting	Average value (dollars)
											Number reporting	1.51 or more				
B	6	90	73	11	6	87	7	2	84	82	38	13	32.76	66	5,065	
	7	58	36	20	2	51	22	12	56	55	31	19	20.73	28	3,028	
	8	27	12	15		27	18	13	27	27	27	14	20.50	11	3,409	
	9	10	8	1		10	9	5	9	9	9	6		7	3,428	
	10	17	10	7		16	13	9	17	17	3	17	21.00	10	2,300	
	11	10	4	6		10	5	4	10	10	1	10	29.83	3	2,000	
	12	12	2	10		12	11	7	12	11	12	10	16.60			
	13	198	25	172	1	195	56	31	197	193	16	193	21.13	23	2,026	
	14	2														
	15	12	10	2		12	10	4	12	12	1	12		6	2,583	
	16	15	7	8		15	13	10	15	15	1	15	19.87	5	3,000	
	17	6	1	5		5	3	3	6	5	4	4	21.50	1		
	18	2														
	19	14	7	7		14	10	9	14	13	2	14	16.57	6	2,933	
	20	27	4	23		26	25	15	27	26	24	23	17.78	2		
	21	7	7	7		7	5	5	7	7	7	7	24.14	8		
	22	20	11	9		17	9	4	20	18	20	11	30.00	11	3,800	
	23	42	1	40		39	1	1	41	40	40	38	22.44	1		
	24	38	3	35		36	3	3	38	37	38	38	22.71			
	25	17	12	5		17	13	13	17	17	1	12	25.25	12	2,575	
	26	3	3			3	1	1	3	3		1		3	5,166	
	29	9	9			9	3	3	9	9				9	3,711	
	30	11	7	3	1	9	5	4	10	10	1	3	34.66	6	4,216	
	31	9	4	4		7	7	5	9	9			38.33	5	5,200	
	32	7	1	6		7	7	4	7	7			37.33	3	6,166	
	35	5	1	4		5	5	8	5	5	1	5	17.50	1		
	36	19	14	4		19	8	8	18	18	1	4	21.75	12	3,975	
	37	6	3	3		6	4	2	3	3				2		
	38	7	3	4	1	6	4	2	6	6				4	5,000	
	39	18	12	5	1	17	4	3	17	17		5	44.60	11	4,318	
	40	4	4			4	4		4	4				4	5,425	
	41	4	4			4	4		4	4				4	3,875	
	42	3	3			3	3		3	3				1		
	43	17	15	1	1	17	1	1	16	16				16	4,781	
	44	21	14	7		21	4	4	21	21	1	7	32.14	14	4,628	
	45	18	14	4		18	1	1	18	18		2		12	3,416	
	46	18	14	4		18	6	6	18	18		3	35.33	11	4,472	
	47	6	6			6	2	2	6	6				6	4,133	
	48	6	5	1		6	3	3	6	6		1		5	2,220	
	49	160	12	144	3	159	18	4	156	156	3	17	21.58	10	2,450	
	50	56	1	53	1	56			54	54	3	54	23.87			
	51	79	7	72	1	79	4	4	78	78	2	77	22.36			
	52	11	7	4		11	2	3	11	10	1	11	25.00	4	6,175	
	53	4	3	1		4	4	1	4	4	1	4		2		
	54	7	5	2		7	6	1	7	7	1	7		5	3,600	
	55	9	7	2		9	9		9	9		2		7	4,928	
	56	29	17	12		25	13	7	29	26	2	29	29.36	16	3,843	
	57	7	4	3		7	4	3	7	7		3	23.00	1		
	58	1	6			1	6	6	6	6		6		6	2,800	
	59	6	6			6	6	2	6	6		6		6		
	60	3	2	1		3	2	2	3	3	1	3		2		
	61	33	16	17		30	17	5	33	33	3	33	22.52	9	3,611	
	62	33	16	17		33	28	15	33	33	2	33	23.75	15	2,566	
	63	4	2	2		4	3	1	4	4				1		
	64	3	3			3	3		3	3				1		
	65	15	5	10		15	13	7	15	14	1	15	19.77	3	2,500	
	66	17	8	9		17	11	3	17	17		16	21.00	5	6,000	
	67	4	4			4	4		4	4				3	3,000	
	68	5	4	1		5	4		5	5				4	4,875	
	69	4	2	2		4	1		4	4		1		2		
	70	5	2	3		5	3	1	5	5	1	3	21.66	2		
	71	8	8			8	1	1	8	8				8	3,062	
	72	2				2			2	2						
	74	16	14	2		14	2		16	16		2		14	5,042	
	75	5	5			5	5		5	5				4	3,450	
	76	8	6	2	1	8	1	1	8	6				6	4,250	
	77	8	6	2	1	8	3	1	8	8				6	2,683	
	78	2				2			2	2						
	79	5	3	2		5	1		5	5	1	2		2		
	80	1				1			1	1						
	81	19	16	1		19	7	3	17	17				16	4,056	
	82	12	10	2		12	4	3	12	12	1	2		10	4,450	
	83	2				2			2	2						
	84	7	6	1		6	1		7	7		1		6	3,416	
	85	9	8	1	1	9	6		8	8				7	4,142	
	86	6	6			6	2	2	6	6				6	8,916	
	87	10	6	4		9	9	2	10	10				6	4,033	
	88	5	5			5	2	2	5	5	1	3	20.00	6	4,033	
	89	1				1			1	1				5	2,860	
	90	2				2			2	2						
	91	2				2			2	2						
	92	15	7	8		14	8	2	15	15		14	19.00	7	3,142	
	93	9	7	2		9	8	5	9	9		8		7	2,000	
	94	7	4	3		7	2		7	7		3	27.00		1,833	
	95	1				1			1	1						
	96	29	15	14		28	13	2	29	29				6	4,630	
	97	19	8	11		19	15	8	19	19	1	19	16.80	8	3,075	

<sup>1</sup>For renter-occupied dwelling units and vacant nonseasonal not dilapidated units, for rent.<sup>2</sup>For owner-occupied dwelling units and vacant nonseasonal not dilapidated units, for sale only.



Table 3.—CHARACTERISTICS OF HOUSING FOR BLOCK AREAS, BY BLOCKS: 1950—Con.

Block area	Block	All dwelling units by occupancy and tenure					All dwelling units by condition and plumbing facilities			Occupied dwelling units			Contract monthly rent <sup>1</sup>		Value <sup>2</sup> of one-dwelling-unit structures		
		Total	Owner occupied	Renter occupied	Vacant non-seasonal not dilap., for rent or sale	Other vacant and non-resident	Number reporting	No private bath or dilap.	No running water or dilap.	Total	Persons per room		Occupied by non-white	Number reporting	Average monthly rent (dollars)	Number reporting	Average value (dollars)
											Number reporting	1.51 or more					
B	98	11	1	8	2		11	11	9	9	1	9	10	20.90	1		
	99	12	8	3	1		11	11	3	11	1	11	4	25.00	8	1.875	
	100	13	5	8			13	12	6	13	3	13	8	21.50	5	2.860	
	101	3	2	1			3	2	2	3		3	1		2		
	102	5	3	2			4	4	5	5		5	2		2		
	103	6	1	5			6	6	1	6	1	6	5	16.00	1		
	104	8	6	2			8	7	6	8		8	2		5	3.400	
	105	3	3				3	1	1	3		3	2		2		
	106	3	1	1	1		2	1	1	2		2	2		1		
	107	6	5	1			6	4	2	6	1	5	1		5	4.500	
	108	3	3				3			3		3	1		2		
	109	4	1	3			4	4	2	4	1	4	3	22.56	1		
	110	7	4	3			7	6	5	7	1	6	3	20.00	4	2.750	
	111	1															
	112	7	1	6			6	5	4	7	7	7	6	16.00	1		
	113	6	1	5			6	6	6	6		6	5	17.60	1		
	114	6	4	2			6	5	1	6	1	6	2		4	2.875	
	115	1															
	116	15	11	4			15	7	5	15	15	14	4	16.00	11	3.463	
	117	9	1	8			9	4	1	9	9	9	8	29.25			
	118	9	7	2			9	3	1	9	9	8	2		7	3.242	
	119	4	4				4	4	4	4		4	1		4	1.750	
	120	6	5	1			6	6	2	6		6			4	3.075	
	121	8	7	1			8	8	2	8		8	1		5	3.100	
	122	4	4				4	4		4		4			4	5.500	
	123	14	10	4			14	2		14	14	4	4	25.75	9	4.833	
	124	12	11	1			11	1		12	12	1	1		10	3.500	
	125	12	12				12	1		12		12			12	4.916	
	126	14	11	3			14			14	14	2	2		11	4.481	
	127	8	7		1		8			7	7	1	1		7	5.671	
	128	7	6	1			7			7		7	1		5	4.600	
	129	10	9	1			10			10	10				8	4.125	
	130	3	2	1			3	2	1	3		3	1		2		
	131	10	2	8			10	7	1	10	10	1	8	18.87	2		
	132	3	1	2			3			3		3	2		1		
	133	14	10	4			14	11	5	14	14	13	4	26.25	8	3.712	
	134	2															
	135	2															
	136	7	2	5			7	7	5	7	7	7	4	12.50	2		
	137	9	6	3			9	6	3	9	9	9	3	12.00	5	3.100	
	138	12	5	7			12	7	4	12	12	2	11	6.66	5	2.900	
	139	10	3	7			10	8	6	10	10	1	10	22.57	3	1.666	
	140	4	3	1			4	3	2	4	4	4	4		2	4.633	
	141	4	4	2			4	3	3	4	4	4	1		3		
	142	15	8	7			15	7	3	15	15	15	6	24.50	7	3.742	
	143	5	3	2			5	3	2	5	5	4	2		3	5.166	
	144	24	16	8			22	10	8	24	22	1	22	22.00	15	3.206	
	145	1															
	146	3	3				3			3	3				3	4.666	
	147	10	10				10			10	10				10	3.920	
	148	7	5	2			7	2		7	7		2		4	5.750	
	149	12	11	1			12			12	12		1		11	4.863	
	150	14	9	4		1	14	4	1	13	13		2		8	6.125	
	151	6	4	2			6	6		6	6	1	2		4	4.375	
	152	4	3	1			4	4		4	4		1		3	3.833	
	153	5	5				5	5		5	5		5		5	5.460	
	154	7	7				7	7		7	7		7		7	6.900	
	155	9	7	1		1	9	9		8	8		1		7	5.500	
	156	13	10	3			12			13	12		2		10	4.810	
	157	5	5				5			5	5		5		5	3.500	
	159	13	8	5			13	5	4	13	13	13	5	16.20	7	3.471	
	160	15	6	9			14	10	7	15	14	2	15	21.60	9	3.433	
	161	20	10	9			20	13	11	19	19	1	19	12.66	10	3.350	
	162	12	2	8		2	11	10	9	10	10	1	8	6.50	2		
	163	16	2	14			16	11	2	16	16	2	16	27.42	2		
	164	8	6	2			8	7	6	8	8		2		4	3.125	
	165	9	8				9	7	7	8	8		7		7	2.542	
	166	16	8	8		1	16	15	12	16	16	1	13	17.75	8	2.437	
	167	15	5	10			15	11	10	15	15	1	12	21.50	10	2.700	
	168	167	2	163		2	165	1	1	165	165	2	156	23.32	5		
	169	52	6	51		1	52			51	51	1	51	23.72	5	5.440	
	170	104	13	96		1	104	1	1	102	102	3	95	24.58	5	5.115	
	171	16	7	9			16	9		16	16		3	20.66	13	5.115	
	172	9	2	7			9	2		9	9		7		6	6.000	
	173	23	18	5			23	1	1	23	22	2	5	24.60	15	5.320	
	174	33	23	8		2	32	4		31	31		9	24.66	17	3.829	
	175	23	18	5			23			23	22		5	40.00	15	5.093	
	176	19	16	3			19			19	19	1	2		16	4.231	
	177	9	8	1			9			9	9		1		8	3.900	
	178	13	8	4		1	12			12	12		3	19.33	8	4.100	
	179	6	4	2			6			6	6		2		3	6.000	
	180	7	6	1			7			7	7		1		6	6.166	
	181	2															
	182	6	4	2			6	3	2	6	6	1	5		2	2.666	
	183	15	5	10			14	9	7	15	15		14		10	3.500	
	184	14	6	7		1	13	9	2	13	12	1	13	23.57	5	5.400	
	185	6	4	2			6	3	3	6	6		5		3	7.333	

<sup>1</sup>For renter - occupied dwelling units and vacant nonseasonal not dilapidated units, for rent.  
<sup>2</sup>For owner - occupied dwelling units and vacant nonseasonal not dilapidated units, for sale only.

HOUSING—BLOCK STATISTICS

Table 3.—CHARACTERISTICS OF HOUSING FOR BLOCK AREAS, BY BLOCKS: 1950—Con.

Block area	Block	All dwelling units by occupancy and tenure					All dwelling units by condition and plumbing facilities			Occupied dwelling units			Contract monthly rent <sup>1</sup>		Value <sup>2</sup> of one-dwelling-unit structures	
		Total	Owner occupied	Renter occupied	Vacant non-seasonal not dilap., for rent or sale	Other vacant and non-resident	Number reporting	No private bath or dilap.	No running water or dilap.	Total	Persons per room		Number reporting	Average monthly rent (dollars)	Number reporting	Average value (dollars)
											Number reporting	1.51 or more				
8	186	6	5	1		1	5	2	2	5	5		5	9	3,200	
	187	10	9				10	7	6	10	10		1	4	2,777	
	188	13	8	5			12	12	10	13	12	13	1	2	2,666	
	189	9	7	2			9	3	3	9	9		4	7	4,400	
	190	5	2	3			5	3	2	5	5		3	1	3,800	
	191	9	6	3			9	1	1	9	9		3	5	5,187	
	192	12	8	4			12	1	1	12	12		1	8	4,272	
	193	11	11				11			11	11			11		
	194	9	2	6		1	9	4	4	8	8		9	6	1,633	
	195	1														
	196	7	1	6			7	1	1	7	7	1	7	5	2,880	
	197	10	7	3			10	6	2	10	10		9	3	4,433	
	198	8	6	2			8	5	2	8	8		6	6	9,583	
	199	4	4				4	1		4	4		3	3	4,166	
	200	6	6				6	3		6	6		3	6	7,333	
	202	15	8	7			15	8	5	15	15	1	14	6	5,033	
	203	4	2	2			4	2		4	4		4	2	2,812	
	204	9	4	5			9	5	3	9	9		9	4	2,750	
	205	16	10	6			16	4	2	16	16		16	9	3,022	
	206	6	4	2			6	1	1	6	6		5	2	3,900	
	207	12	4	8			12	3	1	12	11	1	9	7	2,642	
	209	1														
	210	8	3	4		1	8	2		7	7		4	4	2,450	
	211	6	5	1			6	1	1	6	6	1	1	1	5,500	
	212	9	4	5			9	2		9	9		5	3	3,666	
	213	11	8	2		1	11	7		10	10		1	7	5,000	
	214	7	5	2			7			7	7		1	5	5,900	
	215	1														
	216	5	2	2	1		5	1		4	4		2	2	5,583	
	217	8	7		1		8			7	7			6	5,583	
	218	9	8	1			9	4	1	9	9	1		8	4,062	
	219	5	5				5			5	5			5	5,300	
	220	2														
	221	13	9	3		1	13	2		12	12	1	3	5	6,300	
	223	8	5	2		1	8	2		7	7	1	2	4	9,750	
	224	11	7	3	1		11	4	1	10	10	1	4	6	4,133	
	225	3	3				3	1		3	3			3	4,433	
	226	8	7	1		1	8	8		8	8		1	7	4,857	
	227	19	9	8	1	1	19	4		17	17		8	7	7,714	
	228	11	8	1	1	1	11	2	1	9	9	1		8	3,812	
	229	6	6				6			6	6			6	5,166	
	230	15	7	8			14	7	4	15	15	3	6	6	3,750	
	231	14	8	6			14	6		14	14	1	14	8	3,750	
	232	6	6				6	5		6	6		5	2	4,000	
	233	11	3	8			10	3	1	11	11	1	11	3	3,166	
	234	8	8				8	1	1	8	8		8	8	4,687	
	235	7	5	2			7	7		7	7		1	5	8,800	
	237	6	5			1	6	5		5	5		5	5	10,300	
	238	8	4	4			8	5	5	8	8		2	4	3,500	
	239	2														
	240	4		4			4	4	2	4	4		3	4	2,600	
	241	7	7				7	1		7	7		4		4,071	
	242	16	12	4			16	7		16	16		4	12	4,250	
	243	14	12	2			14	6	1	14	14		2	7	3,500	
	244	5	3	2			5	1	1	5	5		2	3	3,333	
	245	7	4	3			7	3		7	7		3	3	3,000	
	246	6	4	2			6	1	1	6	6	2	3	4	2,200	
	247	9	8	1		1	9	3	2	8	8		3	8	3,875	
	248	6	5	1			6	6		6	6		1	4	3,925	
	249	9	4	3		2	7	4	4	7	7		5	3	3,875	
	250	8	2	6			8	6	1	8	8		1	2		
	251	7	2	4		1	7	2	2	6	6		4	2	2,900	
	252	18	9	9			18	8	8	18	18	3	15	9	20,888	
	253	9	8	1			9	3		9	9		1	7	3,328	
	254	15	9	10			19	7	3	19	18		19	8	1,712	
	255	3	1	2			3	2	1	3	3		2	1		
	256	6	1	4		1	6	4	4	5	5		5	4	1,800	
	258	2														
	259	7	4	3			7	4	2	7	7		6	3	3,333	
	260	9	6	3			9	7		9	9		9	6	2,250	
	261	3	3				3			3	3		3	3	3,000	
	262	9	3	6			8	2		9	8		9	3	3,166	
	263	10	7	3			9	4	2	10	10	1	10	7	2,314	
	264	2														
	265	21	16	4		1	18	3	1	20	20		21	4	3,000	
	266	23	14	9		1	23	10	3	22	21		17	8	3,245	
	267	9	7	2			9	1	1	9	9		1	4	3,450	
	268	9	5	4			9	5	5	9	9		5	4	3,150	
	269	6	6				6	6	1	6	6	1		6	2,633	
	270	7	6		1		7	1	1	6	6		1	6	3,583	
	271	13	12	1			13	4	2	13	12		7	11	3,863	
	272	24	16	7		1	24	2		23	23	1	1	15	2,700	
	273	21	17	4			21	1	1	21	21		2	16	3,812	
	274	22	21	1			22			22	22		1	19	3,673	
	275	27	20	6		1	27	2		26	26		5	20	3,735	
	276	32	22	10			31	6		32	32	1	8	20	3,865	
	277	33	22	11			32			33	32		11	17	3,735	

<sup>1</sup>For renter - occupied dwelling units and vacant nonseasonal not dilapidated units, for rent.  
<sup>2</sup>For owner - occupied dwelling units and vacant nonseasonal not dilapidated units, for sale only.

Table 3.—CHARACTERISTICS OF HOUSING FOR BLOCK AREAS, BY BLOCKS: 1950—Con.

Block area	Block	All dwelling units by occupancy and tenure					All dwelling units by condition and plumbing facilities			Occupied dwelling units			Contract monthly rent <sup>1</sup>		Value <sup>2</sup> of one-dwelling-unit structures	
		Total	Owner occupied	Renter occupied	Vacant non-seasonal not dilap., for rent or sale	Other vacant and non-resident	Number reporting	No private bath or dilap.	No running water or dilap.	Total	Persons per room		Number reporting	Average monthly rent (dollars)	Number reporting	Average value (dollars)
											Number reporting	1.51 or more				
B	278	9	7	2					9	8						
	279	15		15					15	15			15	26.40	6	4.383
	280	15	4	11					15	15			10	27.20	4	6.000
	281	2														
	282	4		2					4	4						
	283	4	2	3					4	4			3	32.33	1	
	284	3	1	2					3	3			1		1	
	285	3	2	1					3	3			2		9	4.955
	286	14	11	3					14	14			4	25.50	5	34.40
	287	9		4					9	9						
	288	8	5	3					8	8			3	35.00	5	3.580
	289	11	7	4					11	11			3	34.33	5	6.500
	290	30	16	14					28	13	11		3	31.07	16	3.050
	291	17	13	4					14	2	11		4	28.25	12	2.291
	292	15	9	6					15	5	2		6	23.00	8	2.750
	293	6	5	1					5	5			6		5	3.000
	294	9	5	4					9	8			1		8	3.062
	295	5	3	2					5	5			2		3	2.000
	296	5	3	2					5	5			4	23.25	5	3.300
	297	10	6	4					9	9	2	10	7	26.00	2	
	298	5		5					5	5			5	21.60		
	299	21	13	8					19	3	3		7	36.85	11	3.436
	300	11	6	5					10	3	3		5	39.60	4	3.650
	301	39	12	27					34	15	3		7	26.16	9	4.111
	302	7	6	1					7	7			6	32.00		
	303	18	10	8					18	9	9		8	38.87	8	2.775
	304	10	5	5	1	1			8	7			3	24.33	5	4.100
	305	17	8	9					17	5	5		8	30.50	7	3.300
	306	19	10	9					19	11	11		7	26.85	9	3.333
	307	19	8	11					19	8	11		10	26.70	6	5.666
	308	11	4	7					10	2	2		6	33.33	1	
	309	25	6	19					25	10	10		18	29.27	1	
	311	11	6	5					11	9	1		5	25.60	5	2.740
	312	21	8	13		1			20	15			10	24.40	6	3.450
	313	25	10	15					23	2	2		13	21.30	3	2.866
	314	36	17	19					33	4	2		15	24.80	4	2.250
	315	32	13	19					32	3	3		19	26.52	8	3.375
	316	26	14	12	1				25	24	1		10	20.70	6	2.833
	317	10	7	3	1	1			9	8			2	4.666	6	
	318	18	6	12					18	18	1	1	10	23.60	4	3.875
	319	16	7	9					16	3			5	19.20	6	4.500
	320	5	3	2					5	5	2		4	2	3	2.900
	322	20	13	7	1				19	1	1		6	29.66	7	3.042
	323	7	5	2					7	6			2	1	5	3.880
	324	28	9	19	1	1			26	8	8		24	48.00	10	3.420
	325	10	1	9					10	5	5		9	28.11	1	
	326	22	3	19					11	8	7		9	17.44	3	1.666
	328	22							22							
	329	6	4	2		1			6	5			1		3	3.666
	333	3	2			1			3	1					1	
	334	5	1	4					5	2			3	41.00	1	
	336	63	20	43		2			63	49	40		40	18.65	17	2.441
	337	6	2	4					6	5			4	18.00	1	
	338	26	11	15					24	15	13		13	21.69	9	2.033
	339	3	3						3	3			2		2	
	340	13	7	6					10	4	2		3	72.33	7	3.842
	341	15	10	5					15	3	1		5	30.20	9	3.188
	342	16	13	3					15	2			1		13	2.884
	344	14	9	5					14	14			5	24.80	9	5.122
	345	35	18	16					34	4	4		10	24.50	8	3.187
	346	21	12	9	1	1			21	4	4		7	25.71	10	4.300
	347	31	17	13		1			30	10	6		13	26.00	11	3.072
	348	29	17	12					29	6	6		12	27.66	11	3.772
	349	26	10	15		1			26	24			15	25.46	6	5.166
	350	24	9	15					24	4	4		14	24.64	5	3.000
	351	20	7	13					20	20		1	12	25.33	3	2.800
	352	36	15	16					32	5	7		14	26.35	11	3.372
	353	28	12	15		5			27	12	7		15	25.06	8	3.175
	354	31	20	11		1			31	3	12		9	27.77	18	3.888
	355	27	19	8					27	2			8	26.50	15	3.966
	356	1							1	5			4	21.00	1	
	357	5	1	4					5	15			6	22.33	8	3.225
	358	15	9	6					15	14			6	61.00	5	4.300
	359	14	7	7					14	3	16		6	23.27	19	2.584
	360	32	19	13					31	18	16		11		1	
	361	1	1	1					1	2	2		1		1	
	362	4	2	2					4	2	2		3		2	
	363	15	7	8		1			15	7	7		7	24.85	6	5.383
	364	6	4	2					6	6			4		4	4.000
	365	11	9	2					10	2	2		2		9	3.500
	366	15	13	2					13	2	7		7	24.14	13	4.169
	369	28	18	10					20	7	1		1		9	3.500
	370	12	8	4		1			10	1	1		3	36.00	9	3.222
	371	17	12	5		2			13	2			3		11	4.363
	372	1							1							
	373	4	3	1					4	4			1		1	

<sup>1</sup>For renter - occupied dwelling units and vacant nonseasonal not dilapidated units, for rent.  
<sup>2</sup>For owner - occupied dwelling units and vacant nonseasonal not dilapidated units, for sale only.

HOUSING—BLOCK STATISTICS

Table 3.—CHARACTERISTICS OF HOUSING FOR BLOCK AREAS, BY BLOCKS: 1950—Con.

Block area	Block	All dwelling units by occupancy and tenure					All dwelling units by condition and plumbing facilities			Occupied dwelling units			Contract monthly rent <sup>1</sup>		Value <sup>2</sup> of one-dwelling-unit structures	
		Total	Owner occupied	Renter occupied	Vacant non-seasonal not dilap., for rent or sale	Other vacant and non-resident	Number reporting	No private bath or dilap.	No running water or dilap.	Total	Persons per room	Occupied by non-white	Number reporting	Average monthly rent (dollars)	Number reporting	Average value (dollars)
										Number reporting	1.51 or more					
B	375	11	8	3		8	2	2	11	11	1	3	31.66	7	3,385	
	376	4	3	1		3	1	1	4	4		1		2		
	378	1														
	379	15	10	5		15	8	7	15	15	1	5	17.00	8	2,475	
	380	6	2	4		5	2		6	5		3	21.66	1		
	381	24	8	15	1	24	6	3	23	22	18	16	27.81	6	2,583	
	382	11	6	4		10	5	1	10	10	7	4	23.25	5	3,060	
	383	16	9	7		15			16	15		6	27.66	3	4,000	
	384	27	13	12	2	26			25	25		13	24.76	9	2,844	
	385	19	19	25	2	45	9	8	44	44	1	24	19.00	10	2,400	
	386	5	3	1		4			4	4		1		3	2,933	
	387	27	13	14		27	11	11	27	26		12	20.33	11	2,654	
	388	15	10	5		15			15	15		5	25.60	9	3,188	
	389	25	16	9		25	6	6	25	22		8	25.50	14	2,757	
	390	16	9	6		13	5	5	15	15		3	24.33	7	2,900	
	391	22	8	14		21	10	10	22	22		10	27.20	4	4,200	
	392	26	10	12	1	26	8	8	22	22		11	17.36	7	3,628	
	393	30	9	20		29	8	1	29	27		17	24.58	4	4,300	
	394	1														
	395	19	12	7		19	2	1	19	19	1	4	21.50	7	3,857	
	397	20	5	15		20	5	2	20	20		10	19.53	4	3,375	
	398	27	14	13		27	9	1	27	24	2	7	19.84	10	2,350	
	399	14	2	12		14			14	14		8	22.91	1		
	400															
	401	6	3	3		6	2	2	6	6		2		3	2,300	
	402	5	4	1		5	2	2	5	5		1		2	4,000	
	403	8	3	5		8	3	1	8	8		4	25.25	2		
	404	5	3	1		4			4	4		1		2		
	405	7	3	1		6			6	6		2		4	3,075	
	406	8	4	2		8	3	1	7	7		3	35.00			
	407	1														
	408	10	5	5		8	2	1	10	10		4	29.25	4	3,400	
	409	7	7			7			7	7		7	40.28			
	410	2														
	411	12	4	6		9	6	1	10	10		6	27.00	3	3,000	
	412	10	8	2		10	1	1	10	10		2		8	3,812	
	413	4				4	2		4	4						
	414	17	15	2		17	7	7	17	17		2		14	2,714	
	415	8	3	5		8	9	7	8	8	1	7	28.00	2		
	417	4	3	1		4			4	4		1		2		
	418	21	12	9		20	2	1	21	21		4	24.00	8	4,437	
	419	12	8	4		12	3	2	12	12		9	24.44	10	3,750	
	420	28	17	11	1	27	11	5	26	26	2	1	25.77	5	3,360	
	421	31	14	17	1	30	2		30	30		1	17	28.41	10	3,790
	422	36	11	25		38	2		38	38	1	26	23.46	7	2,557	
	423	39	8	31		39	11	11	39	39	5	25	22.48	2		
	424	21	12	9		21	12	11	21	21	4	14	28.00	5	2,900	
	425	55	12	43		55	20	19	29	29	3	2	22.72	10	3,100	
	426	28	12	16	2	33	11	11	21	21		11	24.63	5	3,960	
	428	34	13	21	1	31	8	7	30	30	1	14	25.78	8	3,000	
429	34	15	19		34	10	10	34	34	2	18	22.11	5	3,200		
430	27	9	18		27	11	11	27	27		18	18.11	1			
431	28	7	21		28	5	4	28	28	1	2	23.05	4	3,725		
432	30	8	22		30			30	30	1	2	20.42	4	3,000		
433	3				2			2	2		1		1			
434	12	8	4		11			12	12	1	4	25.25	8	5,625		
435	15	10	5		13	1		15	14		3	20.33	8	3,337		
436	10	6	4		10			10	10		3	26.00	5	3,700		
437																
438	1															
439	2															
440	2															
441	9	6	3		9	1	1	9	9		2		6	3,283		
442	8	8			7			8	4		3	33.66	3	3,166		
443	7				7			7	7				6	3,133		
444	20	9	11		18	1	2	20	19	1	8	31.75	8	3,437		
445	9	6	3		9	3		9	7		1		6	4,033		
446	3				3			3	3		3		3	4,666		
447	1															
448	5	3	1	1	5	1	1	4	4		1		3	2,833		
449	3	1	2		2			3	3	1	2		1			
450	5	1	2	1	4		3	3	3		3		2			
451	1															
452	2															
453	10	4	6		10			10	10		5	39.00	4	6,400		
454	17	11	6	2	16	3	3	15	15		4	33.25	9	3,766		
455	9	3	6		9	2		9	9		3	34.50	3	3,500		
456	11	3	8		11	3	3	11	10		5	27.40	4	4,375		
457	13	9	4		12			13	12	2	2		4	3,275		
458	4				4	1		4	3		4		4	2,800		
459	10	7	3		10	1	1	10	10		6		5	4,020		
460	2															
461	11	7	4		11			11	11	1	4	28.50	6	3,750		
462	19	11	8		18	1	1	19	19	1	5	18.40	7	3,442		
463	23	9	14		22	2	1	23	23		1	22.30	3	3,000		
464	18	10	7		18	1	1	17	17	1	13	19.42	9	3,522		
465	38	13	21	2	36	21	21	34	34		21	21.52	4	3,125		

<sup>1</sup>For renter - occupied dwelling units and vacant nonseasonal not dilapidated units, for rent.  
<sup>2</sup>For owner - occupied dwelling units and vacant nonseasonal not dilapidated units, for sale only.

Table 3.—CHARACTERISTICS OF HOUSING FOR BLOCK AREAS, BY BLOCKS: 1950—Con.

Block area	Block	All dwelling units by occupancy and tenure					All dwelling units by condition and plumbing facilities			Occupied dwelling units			Contract monthly rent <sup>1</sup>		Value <sup>2</sup> of one-dwelling-unit structures		
		Total	Owner occupied	Renter occupied	Vacant non-seasonal not dilapidated, for rent or sale	Other vacant and non-resident	Number reporting	No private bath or dilap.	No running water or dilap.	Total	Persons per room		Occupied by non-white	Number reporting	Average monthly rent (dollars)	Number reporting	Average value (dollars)
											Number reporting	1.51 or more					
B	466	54	18	35	1	1	53	22	21	53	53	1	35	19.62	4	3,925	
	467	33	13	19			33	20	20	32	32	1	19	21.57	4	3,375	
	468	26	12	13	1	1	24	3	3	25	25	2	13	20.07	5	2,500	
	469	34	1	21	5		34	10	6	29	29	2	19	20.05	3	2,666	
	470	22	8	21			22	12	12	22	22	6	20	20.55			
	471	5															
	472	25	2	3	2	1	5	7	1	5	5	1	2	28.33	1	2,333	
	473	20	10	10		1	19	20	20	17	17	1	12	20.75	3	3,333	
	474	30	6	21		1	30	20	20	29	29	1	21	20.52			
	475	24	9	11		4	23	20	18	20	20		10	22.50			
	476	12	8	2		2	10	6	6	10	10		2		8	3,000	
	477	22	4	4			8	2	1	8	8	4	4	16.00	3	2,966	
	478	8	3	5			8			8	8	1	5	23.60	1		
	480	9															
	481	1	2	1			3	1	1	3	3		1		2		
	483	3															
	484	1	1	1			9	1	1	9	9		4	27.50	4	4,250	
	485	5	3	4		1	8	3		7	7	1	4	30.50	3	3,366	
	486	2															
	487	8															
	488	10	6	2	2	2	10	3	2	8	8	1	5	24.00	2	4,416	
	489	14	7	5			12	2		12	12	1	9	32.11	6		
	490	15	5	10			15	1		15	15	2			2		
	491	2															
	492	2	4	3	1	1	7	2		7	7		3	31.66	2		
	497	3	3	3			2	7	6	6	6		3	22.33			
	499	3	3	3	1	2	9	7		6	5		2	25.66	2		
	501	4	2	2			4			4	4						
	502	1															
	503	2															
	506	3	3				3	1		3	3		5	27.50	1		
	507	5		5			5	1	1	5	5		21	27.14	2		
	511	25	3	22			24	21	21	25	25	4	24	27.42	10	1,780	
	512	27	11	14	2		25	25	22	25	25	4	14	27.42	4	2,750	
	513	9	6	3			9	7	7	9	9		3	16.00	5	3,100	
	514	25	6	19			25	13	7	25	25	3	18	21.66	13	2,292	
	515	24	14	10			24	8	8	24	24	2	8	20.82	5	2,860	
	517	16	9	7			16	9		16	16		5	24.28	2		
	518	9	2	7			9	5	5	9	9		2		3	3,400	
	519	5		2			5			5	5					1,900	
	520	5	4	1		1	5	5	4	5	5		3		4		
	521	4	2	1			3	1		3	3	1	2	21.33	1		
	522	4	4	3			2	1	1	4	4		2		2		
	523	5	3	2			5	1	1	5	5		3		3	3,666	
	526	3	3				3			3	3		1		1		
	527	4	4	3			4	1	1	4	4	1	4	28.75	2		
	528	4	4	4			7	1	1	7	7	1	4		8	2,687	
	531	9	7	9			9	2		9	9						
	532	9					9	5	5	9	8	2	4	2	3	2,500	
	533	4		5													
	535	2								12	12		4	23.00	7	3,100	
	536	12	8	4			11	3		11	11		3	29.33	7	2,914	
	537	11	8	3			10	6		17	17		10	24.60	4	3,875	
	538	18	7	10		1	18	6		6	6	2	6	22.33			
	539	6		6			6			20	20		1	21.00	10	3,560	
	540	22	14	6	2	2	22	4	2	20	20	1	16	25.56	12	3,625	
	541	31	14	15	2	1	31	5	6	29	29	1	10	24.51	7	3,357	
	542	28	9	17	1	1	28	6	6	26	26		18	21.80	10	3,550	
	543	27	12	15			27	15	15	27	27		16				
	544	21	6	15			21	18	17	21	21	1	18	25.66	2		
	545	18	5	13			18	17	16	18	18	2	17	32.76	5	2,500	
	546	22	8	11	1	2	19	13	13	19	19	2	20	23.58	8	3,125	
	547	13	4	9			13	12	12	13	13	3	13	28.44	4	1,750	
	548	10		10			10	10	10	10	10		9	20.00			
	549	13	1	12			12	4	4	13	12	1	12	22.83			
	552	1															
	553	22	14	8			22	2	2	22	22		8	24.75	11	3,181	
	554	20	10	8		2	20	4	3	18	18		5	20.80	7	3,842	
	555	7	3	3		1	7	5	2	6	6		2		1		
	557	1															
	558	3	3				3	3	3	3	3	2	1		3	1,300	
	559	5	4	1			5	3	1	5	5		2		4	1,900	
	560	10	8	2			9	4		10	9				7	2,328	
	561	2	5														
	564	7	2	2			7	1	1	7	7		2		5	5,040	
	565	23	13	10			23	4	4	23	23		9	22.11	9	2,766	
	566	17	14	3			17	3	3	17	17		5	24.00	13	3,561	
	572	7	4	5		1	6	1	1	6	6		3	30.80	1		
	578	4					4			4	4				4	4,685	
	581	5	3	2			5			5	5		1	31.33	3	2,666	
	582	13	9	4			13	2	2	13	13		2		6	2,833	
	583	4	2	2			4			4	4				2		
	586	1															
	588	1	3	1			4			4	4		1		3	3,166	
	589	1															
	590	3	3				3	1	1	3	3				2		

<sup>1</sup>For renter - occupied dwelling units and vacant nonseasonal not dilapidated units, for rent.  
<sup>2</sup>For owner - occupied dwelling units and vacant nonseasonal not dilapidated units, for sale only.

Table 3.—CHARACTERISTICS OF HOUSING FOR BLOCK AREAS, BY BLOCKS: 1950—Con.

Block area	Block	All dwelling units by occupancy and tenure					All dwelling units by condition and plumbing facilities			Occupied dwelling units			Contract monthly rent <sup>1</sup>		Value <sup>2</sup> of one-dwelling-unit structures			
		Total	Owner occupied	Renter occupied	Vacant non-seasonal not dilap., for rent or sale	Other vacant and non-resident	Number reporting	No private bath or dilap.	No running water or dilap.	Total	Persons per room		Occupied by non-white	Number reporting	Average monthly rent (dollars)	Number reporting	Average value (dollars)	
											Number reporting	1.51 or more						
B	5993	2																
	5998	1		1														
	5999	2																
	6000	2																
	6001	1																
	6002	1																
	6003	1																
	6004	1																
	6005	1																
	6006	1																
	6007	1																
	6008	1																
	6009	1																
	6010	1																
	6011	1																
	6012	1																
	6013	1																
	6014	1																
	6015	1																
	6016	1																
	6017	1																
	6018	1																
	6019	1																
	6020	1																
	6021	1																
	6022	1																
	6023	1																
	6024	1																
	6025	1																
	6026	1																
	6027	1																
	6028	1																
	6029	1																
	6030	1																
	6031	1																
	6032	1																
	6033	1																
	6034	1																
	6035	1																
	6036	1																
	6037	1																
	6038	1																
	6039	1																
	640	1																
	641	1																
642	1																	
643	1																	
644	1																	
645	1																	
647	1																	
648	1																	
650	1																	
651	1																	
654	1																	
655	1																	
656	1																	
658	1																	
659	1																	
660	1																	
661	1																	
662	1																	
663	1																	
664	1																	
665	1																	
666	1																	
667	1																	
669	1																	
670	1																	
672	1																	
673	1																	
C	1	26	19	7		26			26	25	1		6	35.50	15	4.826		
	2	17	14	3		17			17	17			6	37.50	8	6.150		
	3	33	14	19		33			30	30	4		18	36.83	7	5.100		
	4	9	3	6		9			9	9			6	31.50	1			
	5	11	10	1		11			11	11			1		9	4.488		
	6	9	4	5		9			9	9			5	49.40	3	4.833		
	7	17	12	5		17			17	17			2		9	6.911		
	8	16	5	11		16			15	15			9	26.33	4	5.700		
	9	10	7	3		10			8	8	1		4		5	5.800		
	10	10	9	1		10			9	9			8		8	5.000		
	11	15	7	8		15			15	15			2		6	5.000		
	12	30	25	5		30			30	30	1	1	4	47.50	14	5.035		
	13	16	8	8		16			15	15			7	34.42	4	5.175		
	14	10	5	5		10			10	10			4	46.75	3	5.000		
	15	7	6	1		7			7	7			1		6	6.800		
	16	2		2		2			2	2			1					
	17	63	45	18		63			59	59			17	38.35	37	4.937		
	18	50	26	24		50			48	48			22	32.77	17	6.717		

<sup>1</sup>For renter - occupied dwelling units and vacant nonseasonal not dilapidated units, for rent.  
<sup>2</sup>For owner - occupied dwelling units and vacant nonseasonal not dilapidated units, for sale only.

Table 3.—CHARACTERISTICS OF HOUSING FOR BLOCK AREAS, BY BLOCKS: 1950—Con.

Block area	Block	All dwelling units by occupancy and tenure					All dwelling units by condition and plumbing facilities			Occupied dwelling units			Contract monthly rent <sup>1</sup>		Value <sup>2</sup> of one-dwelling-unit structures		
		Total	Owner occupied	Renter occupied	Vacant non-seasonal not dilap., for rent or sale	Other vacant and non-resident	Number reporting	No private bath or dilap.	No running water or dilap.	Total	Persons per room		Occupied by non-white	Number reporting	Average monthly rent (dollars)	Number reporting	Average value (dollars)
											Number reporting	1.51 or more					
C	19	2							11	11	2		5	34.00	5	6420	
	20	15	6	5	2	2	15	8	11	11			3	47.33	6	6050	
	21	11	8	3			11		11	11			3	20.00	21	3266	
	22	53	26	26		1	52	33	52	51	4	43	23	44.50	4	5875	
	23	10	6	4			10		10	10			4	7.00	9	7000	
	24	14	11	3			14		14	14			1	30.61	16	6312	
	25	35	20	13	1	1	34	6	33	32			1	56.25	21	6047	
	26	31	23	6	1	1	31	2	29	29			2	7.00	5	5200	
	27	8	5	2			8		7	7			2	47.25	4	6375	
	28	11	6	4		1	11	2	10	10			2		13	5553	
	29	15	13	2			15		15	15			3	28.66	7	4785	
	30	12	8	3		1	11		11	11			3		3	4433	
	31	4	3	1			3		4	4			5	19.80	5	5460	
	32	14	8	6			12	6	14	14			5		20	6500	
	33	21	20		1		21		20	20		1	1		13	4923	
	34	14	13	1			14	4	14	14			1	33.75	9	7355	
	37	15	10	5			15	2	15	15			2		5	7160	
	38	7	5	2			7	2	7	7			2		11	6936	
	39	15	11			4	15		11	11							
	40	1															
	43	3	3				3		3	3					3	12166	
	45	2													9	6811	
	46	9	9				9	2	9	9		1	2		10	6800	
	47	14	11	2		1	14		13	13					12	6483	
	48	12	12				12		12	12					14	7957	
	49	16	14	1		1	16		15	15			1		4	6575	
	51	5	5				4		5	4							
	52	1							10	10					10	6320	
	54	12	10			2	12		15	15					15	7846	
	55	16	15			1	16	1	15	15							
	57	6	4	2			6	1	6	6			2	40.00	4	3825	
	58	12	9	3			11	2	12	11			3		8	4312	
	59	4	4				3		4	4					4	5125	
	60	10	7	3			10	2	10	10		1	2		5	4500	
	61	19	13	6			19		19	19			2	41.40	11	6136	
	62	18	10	8			17		18	18			8	44.75	8	7375	
	63	11	8	2		1	10		10	10		1	1		5	6800	
	64	26	19	6		1	24	1	25	25			25	2133	18	1866	
	65	10	6	4			10	3	10	10			3	18.00	5	2840	
	66	5	2	3			5	1	5	5			3	24.00	2		
	67	6	2	4			5	1	6	6			4	20.50	1		
	68	17	12	5			17	2	17	17		1	2	35.50	10	5000	
	69	22	15	7			22	1	22	22			5	40.80	12	5000	
	70	33	9	23		1	33		32	32			2	33.40	6	5000	
	71	24	16	7	1		24	1	23	23			2	37.85	10	5650	
	72	8	6	2			8		8	8			2		6	5800	
	73	29	28	1			29	1	29	29			1		25	4012	
	74	9	6	2			8		8	8			3		5	6140	
	75	13	10	3		1	12		13	13				46.66	9	3333	
	76	8	7			1	8		7	7					7	3500	
	77	8	8				8		8	8			2		8	4200	
	78	8	6	2			8		8	8			5		5	6900	
	79	20	15	5			20		20	20			2	60.00	14	4185	
	80	13	11	2			13		13	13			8		10	6900	
	81	19	10	8		1	19		18	18			8	47.50	7	6928	
	82	19	14	4			19	2	18	18			5	39.60	11	6590	
	83	11	8	3			11		11	11			3	51.66	7	7071	
	84	21	14	6		1	21	4	20	20			6	34.16	12	3958	
	85	17	8	8	1		17	1	16	16			8	34.75	5	6700	
	86	41	20	20		1	34	12	40	40		5	26	27.78	16	2587	
	87	10	6	3	1		10	1	9	9			3	38.33	4	6175	
	88	10	5	5			10	1	10	10			4	50.00	4	6250	
	89	19	8	9	2		19	6	17	15			10	34.20	6	6300	
	90	8	3	4	1		7		7	6			3	45.00	3	5166	
	91	7	6	1			7		7	7			1		6	4150	
	92	9	8			1	9		8	8					6	7383	
	93	17	10	7			17	1	17	17			7	37.14	6	5883	
	94	15	7	7	1		15	7	14	14			8	42.12	6	6483	
	95	16	10	5	1		16	4	15	14			6	47.83	6	6250	
	96	16	5	8	3		16	2	13	13		1	10	44.40	3	29666	
	97	22	12	9		1	21	3	21	20			9	37.00	7	4285	
	98	17	13	4			17		17	17			3	41.66	9	5000	
	99	25	22	3			25	1	25	25			3	41.66	19	3647	
	100	7	6	1			7		7	7					6	4166	
	101	6	5	1			6		6	6					5	3300	
	102	11	5	6			11		11	11			5	25.00	4	4500	
	103	13	13				13		13	13					13	4084	
	104	9	9				9	2	9	9		1			8	5212	
	105	13	12	1			12		13	13					12	4466	
	106	13	10	3			13		13	13			3	37.66	7	5585	
	107	51	15	32	4		50	7	47	47		1	18	36	3327	8	7125
	108	41	21	19		1	40	5	40	39		1	18	37.94	15	5480	
	109	25	14	8	2	1	25	6	22	22			2	45.88	10	5650	
	110	13	11	1			13		12	11			1		10	7750	
	111	13	10	3			13	2	13	13			3	31.66	7	5642	
	112	5	2	3			5	1	5	5			3	46.66			
	113	36	16	19	1		36	10	35	35		2	20	35.40	11	5818	

<sup>1</sup>For renter-occupied dwelling units and vacant nonseasonal not dilapidated units, for rent.  
<sup>2</sup>For owner-occupied dwelling units and vacant nonseasonal not dilapidated units, for sale only.

Table 3.—CHARACTERISTICS OF HOUSING FOR BLOCK AREAS, BY BLOCKS: 1950—Con.

Block area	Block	All dwelling units by occupancy and tenure					All dwelling units by condition and plumbing facilities			Occupied dwelling units			Contract monthly rent <sup>1</sup>		Value <sup>2</sup> of one-dwelling-unit structures		
		Total	Owner occupied	Renter occupied	Vacant non-seasonal not dilap., for rent or sale	Other vacant and non-resident	Number reporting	No private bath or dilap.	No running water or dilap.	Total	Persons per room		Occupied by non-white	Number reporting	Average monthly rent (dollars)	Number reporting	Average value (dollars)
											Number reporting	1.51 or more					
C	115	8	8						8	8					8	9,437	
	116	16	13		3				13	13					12	8,666	
	117	15	13	1		1			14	14			1		13	8,523	
	118	9	7			2			8	8					7	7,357	
	119	7	5			2			5	5	1				5	9,360	
	120	3	3						3	3					3	12,466	
	121	18	14	4					18	18			4	58.75	14	7,042	
	122	15	15						15	15					14	7,685	
	123	17	18	1	1				19	18			1		18	6,844	
	124	16	15		1				15	15					15	7,233	
	125	8	8						8	8					8	8,437	
	126	16	12	1	3				13	13			1		13	7,430	
	127	17	16			1			16	16					15	7,240	
	128	16	16						16	16					16	7,406	
	129	16	16						16	16					16	8,262	
	130	33	30	1	2				33	31			1		30	7,863	
	131	18	17		1				18	17					17	6,994	
	132	11	9	2					11	11			2		7	6,228	
	133	8	8						8	8					8	6,612	
	134	21	17	3	1				20	20			4	40.25	14	7,421	
	135	9	8			1			9	8	1				7	4,214	
	136	17	11	5	1				16	16			6	44.16	10	6,600	
	137	6	3	3				3	6	6			2		2		
	138	10	6	4					10	8			3	41.66	3	6,166	
	140	9	8	1				2	9	9			1		7	5,357	
	141	8	7	1					8	8					7	6,242	
	142	25	9	14	2			2	23	23			16	32.00	6	8,300	
	144	4	4						4	4					4	11,750	
	145	4	2	2				1	4	2			1		1		
	146	9	8	1				1	9	8			1		7	11,428	
	147	25	18	6	1			4	24	24	2		6	48.50	16	5,812	
	148	24	14	8	2				22	22			10	36.10	12	4,583	
	149	11	15	3	1				30	26			17	41.52	7	4,500	
	150	35	29	1				2	34	34			4	24.50	24	5,041	
	151	11	8	2	1			1	11	10			2		6	4,350	
	152	8	7			1		1	8	8			1		7	4,714	
	153	15	13	2				2	15	15			2		12	5,666	
	154	17	14	3					17	17			3	42.33	9	4,788	
	155	16	12	3	1			3	15	15			3	32.33	8	6,250	
	156	8	4					3	8	8			4	34.75	2		
	157	8	7	1					8	8			1		6	8,250	
	158	4	4						4	4					4	9,125	
	159	10	10					1	10	10			2		10	6,940	
	160	8	7	2					8	7			1		5	6,400	
	161	8	7		1				8	8			1		6	7,750	
	162	14	10	4				1	14	14			3	41.66	6	5,183	
	163	11	7	4	2	1			11	8			9	24.22	1		
	164	10	4	6	1	1			8	8			5	34.80	2		
	165	24	12	10	1			5	22	20			10	32.90	7	7,957	
	166	25	18	7				10	25	25			5	35.60	13	6,153	
	167	41	5	35	1			36	41	40			35	26.60	4	6,250	
	168	14	12	1					14	13			1		12	8,000	
	169	16	13	2	1			1	15	15			2		13	7,415	
	170	16	12	2	1			1	14	14			3	65.00	12	6,483	
	171	8	8						8	8					8	7,200	
	172	2	3						3	3			1		3	9,833	
	173	5	4		1			1	4	4					3	4,600	
	174	4	4						4	4					6	5,633	
	175	6	6						6	6					6	6,638	
	176	14	13	1					14	14			1		13		
	177	14	14						14	14					14	7,107	
	178	12	10	2					12	12			2		10	8,010	
	179	13	12			1			13	12					12	8,766	
	180	27	20	5	1				25	25			6	38.50	19	7,594	
	181	10	9	1				2	10	8			1		8	8,325	
	182	9	8						9	7					8	6,125	
	184	10	8	1		1			10	9			1		8	7,212	
	185	17	14	3					17	17			2		13	7,692	
	186	16	14	2					16	16			2		10	7,050	
	187	13	4	6	3			3	12	10			7	33.28			
	188	14	8						14	13					4	6,000	
	189	17	13	4		1		1	17	17			5	36.00			
	190	11	10						11	11			4	37.50	10	6,550	
	191	3	2						3	3			1		9	6,444	
	192	11	7	4	1			1	11	10			1		1		
	193	7	5	2				1	7	7			4	39.25	3	7,666	
	194	38	14	23	1			11	38	37			1		2		
	195	20	14	6	1			1	19	19			24	36.08	6	5,450	
	196	23	19	4				3	23	21			4	46.50	10	3,300	
	197	12	11			1			12	11			4	25.25	15	4,426	
									11	11					11	5,090	
	198	11	8		1				11	10			2		8	5,125	
	199	11	7						11	11			4	30.00			
	200	21	13	7				1	20	20			5	33.80	5	6,300	
	201	26	21	4		1		1	26	25			4	32.00	10	6,325	
	202	48	15	26	7			5	48	41	1		4	35.35	20	4,400	
	203	32	12	15	5			14	32	27			31	38.57	10	4,400	
	204	19	6		4			2	19	15			19	30.71	8	5,837	
									15	15			7		4	7,750	

<sup>1</sup>For renter - occupied dwelling units and vacant nonseasonal not dilapidated units, for rent.  
<sup>2</sup>For owner - occupied dwelling units and vacant nonseasonal not dilapidated units, for sale only.



Table 3.—CHARACTERISTICS OF HOUSING FOR BLOCK AREAS, BY BLOCKS: 1950—Con.

Block area	Block	All dwelling units by occupancy and tenure					All dwelling units by condition and plumbing facilities			Occupied dwelling units			Contract monthly rent <sup>1</sup>		Value <sup>2</sup> of one-dwelling-unit structures	
		Total	Owner occupied	Renter occupied	Vacant non-seasonal not dilap., for rent or sale	Other vacant and non-resident	Number reporting	No private bath or dilap.	No running water or dilap.	Total	Persons per room		Number reporting	Average monthly rent (dollars)	Number reporting	Average value (dollars)
											Number reporting	1.51 or more				
C	205	13	5	7	1	13	2		12	12		8	40.50	3	71.66	
	206	7	5	2		7			7	7		1		4	60.00	
	207	23	13	7	3	23	2		20	20		8	42.75	5	60.00	
	208	23	8	14		22	5	5	22	22		13	33.69	5	75.00	
	209	25	13	9	1	25	3	1	22	22		9	41.11	7	65.14	
	210	39	12	22	4	38	10	7	34	34	1	24	33.95	3	95.00	
	211	3	2		1	3	1	1	2	2		1		2		
	212	29	8	17	1	28	19	19	25	25		17	34.70	3	59.00	
	213	56	32	22		55	28	28	54	54		22	41.00	23	70.21	
	214	26	12	11	2	25	11	6	23	23	1	12	45.41	8	67.62	
	215	11	6	5		11	6	2	11	11		4	34.00	4	71.25	
	216	18	15	3		18	1	1	18	18		3	32.00	13	73.07	
	217	35	21	12	1	35	1	1	33	32	2	13	34.61	14	53.78	
	218	6	6			6			6	6				6	54.16	
	219	3	3			3			3	3				3	53.33	
	220	16	16			16			16	16				15	94.00	
	221	12	11	1		12			12	12		1		11	89.09	
	222	6	6			6			6	6				6	75.83	
	223	1														
	224	7	6	1		7			7	7		1		6	80.00	
	225	5	4	1		5			5	5				4	52.75	
	226	8	5	1	2	8			6	6				5	63.40	
	227	15	12	2	1	15			14	13		1		12	82.50	
	228	10	8	2		10			10	10		1		7	82.85	
	229	72	61	9	2	71	1	1	70	70	1	6	34.66	55	84.01	
	230	18	15	3		18			18	18		3	30.33	15	56.00	
	231	18	10	7	1	18	1	1	17	17		7	44.57	7	41.85	
	232	10	5	5		10			10	10		5	43.60			
	233	25	9	15	1	25			24	23		15	35.33	6	50.00	
	234	29	15	14		28	1		29	26	1	11	30.54	9	48.33	
	235	24	11	12	1	24			23	23		13	36.53	6	54.16	
	236	13	4	4		13	1		13	13		3	20.00	7	55.71	
	237	25	9	15	1	25			24	23		13	33.92	4	89.75	
	238	22	6	13	2	22			19	19		14	37.78	3	51.66	
	239	48	20	27	1	40	18	8	47	47		26	28.53	10	64.66	
	240	57	28	24	3	57	11	3	52	52	1	26	32.92	13	64.66	
	241	34	18	15	1	33	4	1	33	33		15	46.66	10	64.66	
	242	34	13	19	2	33			32	32	1	20	35.65	10	55.90	
	243	11	6	5		11			11	11		4	41.25	4	53.00	
	244	1														
	246	13	4	7	2	13	2		11	11	1	8	33.75	3	41.66	
	247	8	5	3		8	1		9	9		3	49.00	3	44.00	
	248	9	4	5		9			9	9	1	5	48.20	2		
	249	31	14	13	3	31	12	4	27	27	1	16	32.62	7	45.28	
	250	10	5	5		10	4	1	10	10		7	38.00	3	40.00	
	251	26	17	7	1	25	9	7	24	24	1	5	36.14	12	54.75	
	252	23	21	2	1	23	1	1	23	23		2		18	39.16	
	253	30	22	7	1	30	4	2	29	29	1	6	35.50	17	37.94	
	254	8	7		1	8			7	7				5	35.00	
	255	6	5	1		6			6	6		1		5	32.00	
	256	1														
	257	17	14	3		17			17	17		2		10	42.50	
	258	18	13	5		18			18	18		2	29.60	10	44.60	
	259	24	21	3		24	1	1	24	24	1	8		20	42.00	
	260	35	23	9	2	35	4	3	32	32		18	38.75	19	46.42	
	261	33	15	17	1	33	5		32	32	1	9	31.50	11	45.00	
	262	22	12	8	1	21	5		20	20		9	35.55	9	72.22	
	263	25	19	5	1	25	5	1	24	24		5	46.00	14	72.00	
	264	44	18	20	5	44	8	1	38	38	3	24	34.08	11	67.54	
	265	27	11	16		25	6		27	27		16	40.06	6	95.00	
	266	9	4	2	3	9	2		6	6		5	30.00	3	80.00	
	267	33	22	11		33	3	1	33	33		11	40.54	16	58.43	
	268	21	8	12		21	10	2	20	20	1	10	35.90	3	73.33	
	269	7	4	1	2	7	2		5	5		4		3	41.66	
	270	19	13	6		19			19	19		1	40.00	9	50.55	
	271	13	7	5		13	1	1	12	12		5	38.60	3	51.66	
	272	5	5			5			5	5				5	75.00	
	275	30	12	12	5	29	3	1	24	24		14	35.92	2		
	276	52	19	24	1	51	25	6	43	43	4	29	32.41	11	68.63	
	277	67	19	38	9	65	22		57	57	3	43	30.48	7	68.57	
	278	40	19	20	1	39	7	4	39	39		21	35.38	14	57.14	
	279	18	4	12	1	17	10		16	16		12	29.50	3	38.33	
	280	28	7	15	6	26	17	2	22	22		13	24.10	3	53.33	
	281	15	5	7		15	10		12	12		10	30.50	2		
	282	26	7	16	3	26	6		23	23	5	18	38.27	4	50.00	
	283	18	13	4	1	18			17	17		17	26.25	11	56.36	
	284	34	15	16	3	34			31	31		12	37.76	12	62.08	
	285	32	19	12	1	32			31	31		12	33.41	17	55.23	
	286	18	13	5		18			18	18		5	35.00	11	52.27	
	287	18	11	6	1	18	4		17	17	1	7	25.00	8	47.25	
	288	33	20	13		33			32	32		13	27.69	14	51.07	
	289	19	13	6		19		2	19	19	2	5	25.00	12	52.08	
	290	14	6	6		14			14	14		7	35.14	5	41.60	
	291	18	2	16		17			18	18		15	37.00	1		
	292	33	3	27	3	32	16	6	30	30	1	27	29.40	7	55.71	
	293	11	9	2		10			11	11				2		
	294	18	7	11		18	9		18	18		10	34.00	2		

<sup>1</sup>For renter - occupied dwelling units and vacant nonseasonal not dilapidated units, for rent.  
<sup>2</sup>For owner - occupied dwelling units and vacant nonseasonal not dilapidated units, for sale only.

## HOUSING—BLOCK STATISTICS

Table 3.—CHARACTERISTICS OF HOUSING FOR BLOCK AREAS, BY BLOCKS: 1950—Con.

Block area	Block	All dwelling units by occupancy and tenure					All dwelling units by condition and plumbing facilities			Occupied dwelling units			Contract monthly rent <sup>1</sup>		Value <sup>2</sup> of one-dwelling-unit structures		
		Total	Owner occupied	Renter occupied	Vacant non-seasonal not dilap., for rent or sale	Other vacant and non-resident	Number reporting	No private bath or dilap.	No running water or dilap.	Total	Persons per room		Occupied by non-white	Number reporting	Average monthly rent (dollars)	Number reporting	Average value (dollars)
											Number reporting	1.51 or more					
C	295	27	10	14	2	1	27	9	3	24	24	2	15	34.33	8	4112	
	296	28	8	19		1	24	9		27	25		17	30.41	2		
	297	26	10	11	4	1	26	7		21	21	1	12	37.08	3	7000	
	298	7	4	2	1		7	2		6	6		3	27.66	3	5333	
	299	11	4	7			11	2	1	11	11		7	33.71	3	4000	
	300	7	2	5			7			7	7		5	25.80	2		
	301	6	4		2		6			4	4		2		2		
	302	15	4	11			15	2		15	15	2	11	35.54	3	10500	
	303	4	3	1			4			4	4		1		3	7166	
	304	1															
	305	12	12				12			12	12				11	8709	
	306	10	9	1			10			10	10		1		8	8850	
	307	16	13	2		1	15			15	14		2		11	9409	
	308	17	10	7			17			17	17		7	52.85	10	7500	
	309	13	12	1			13	2		13	13				11	8545	
	310	15	13	2			15			15	15		2		13	7700	
	311	23	14	8		1	23			22	22		1	39.75	13	7192	
	312	21	20	1			21			21	21		1		20	8725	
	313	24	15	8	1		24	2		23	23		8	57.87	13	8769	
	314	22	14	6	1	1	21	1		20	20		5	56.00	12	10891	
	315	1					1								5	10200	
	316	7	6			1	6			6	6				12	10208	
	317	15	13	1		1	15			14	14		1		12	9666	
	318	14	12	1	1		14			13	13		2		9	10444	
	319	11	10	1			11			11	11		1		8	8900	
	320	11	7	4			11			11	11		4	50.00	5	8500	
	321	31	13	17	1		31	2		30	30		17	35.05	8	7500	
	322	10	4	6			10			10	10		6	37.83	2		
	323	36	6	30			36	18	3	36	36	4	29	29.17	2		
	324	10	1	9			10	4	1	10	10		8	31.62	2		
	325	10	3	7			10	4	1	10	10		6	23.83	3	5000	
	326	16	3	11	2		16	7	6	14	14	3	13	26.00	1		
	327	28	11	15	1	1	28	4	1	26	26		14	42.71	1		
	328	3	1	1			3	1	1	2	2	1	1		1		
	329	4	3	1			4			3	3		1		1		
	331	10	3	6		1	9	2		9	9		5	29.80	1		
	332	2					2								1		
	333	11	5	6			11	3	3	11	11		6	27.50	5	4600	
	334	35	21	12	2		35	3	2	33	32	2	11	29.18	18	3983	
	335	22	12	9	1	2	22			21	21		10	29.20	10	3700	
	336	13	10	3			13			13	13		3	26.66	10	3800	
	337	1					1										
	338	24	12	10		2	24	3	3	22	22		10	23.40	11	3054	
	339	25	17	8			25	1	1	25	25		8	29.87	15	2906	
	340	24	15	9			24			24	24		7	26.57	13	3469	
	341	26	17	9			26	1		26	26	1	8	32.12	17	2758	
	342	37	17	20	1	1	37	5	1	36	36		18	32.33	9	5777	
	343	8	5	2	1		8			7	7		2		3	7333	
	344	14	9	5			14			14	14		5	50.00	6	5833	
	345	16	5	8	2	1	16	1	1	13	13		9	38.66	4	5250	
	346	15	9	5	1		15	1	1	14	14		5	45.20	6	4666	
	347	41	9	25	7		39	24	3	34	34	3	30	31.90	5	6360	
	348	15	8	7			15	3		15	15		7	36.85	7	9328	
	349	36	10	25	1		35	18	2	35	35		25	32.92	5	8000	
	350	43	32	11	3		31	4		39	30		26	33.73	1		
	351	35	17	15	3		34	9		32	32	2	18	31.72	8	7812	
	352	32	16	14	1	1	32	4		30	30		15	41.66	11	7263	
	353	14	11	2	1		13			13	13		1	10.700	10	10700	
	354	22	16	3	1		20			19	19		3	35.00	15	11500	
	355	16	8	7	1	2	16			15	14		6	35.83	7	12285	
	356	6	4	2			6			6	6		1		3	13333	
	357	15	14	1			15			15	15		1		14	10392	
	358	17	15	2			17	1	1	17	17		2		15	7053	
	359	20	15	5			20			20	20	1	5	46.60	15	8560	
	360	35	13	18	3	1	35	4		31	31		21	31.00	10	5920	
	361	58	15	39	4		54	6		54	51		43	34.88	6	8666	
	362	4	1	3			4			4	4		3	27.00	1		
	363	22	2	19	1		21	10		21	21	1	20	32.85	1		
	364	15	4	11			14	4		15	15	1	9	40.00	1		
	365	31	9	15	7		27	6	2	24	24	2	17	40.88	6	8916	
	366	39	8	28	2	1	38	10	6	36	36		29	36.17	5	8600	
	367	46	7	35	4		45	6		42	40	1	38	36.31	4	8000	
	368	28	10	17		1	26	1		27	26		16	34.00	9	6777	
	369	16	9	7			15	2		16	16		7	34.14	7	6000	
	370	9	6	2			9		1	8	8		2		5	4800	
	371	11	5	6			11	1		11	11	1	6	38.50	4	7000	
	372	38	28	10			37	5	4	38	38	3	9	33.22	19	7052	
	373	48	19	24	1	4	48	19	19	43	42	4	24	27.95	17	4276	
	374	29	11	16	1	1	27	3	2	27	27		13	28.84	10	4080	
	375	19	10	9			18	14	14	19	19		9	18.66	10	2450	
	376	31	17	13	1		29	8	8	30	30	1	11	22.90	15	3000	
	377	21	13	8			20	7		21	20		8	23.75	12	3750	
	378	15	8	7			15	3	3	15	15	1	7	21.14	4	3250	
	379	28	20	7	1		26	6	6	27	23		8	28.25	18	2300	
	380	18	6	12			18	9	9	18	18		12	15.33	5	3420	
	381	25	19	6			25			25	25	2	11	26.66	13	4461	
	382	36	21	14		1	35	3	3	35	34	1	11	24.45	19	2468	

<sup>1</sup>For renter - occupied dwelling units and vacant nonseasonal not dilapidated units, for rent.<sup>2</sup>For owner - occupied dwelling units and vacant nonseasonal not dilapidated units, for sale only.

Table 3.—CHARACTERISTICS OF HOUSING FOR BLOCK AREAS, BY BLOCKS: 1950—Con.

Block area	Block	All dwelling units by occupancy and tenure					All dwelling units by condition and plumbing facilities			Occupied dwelling units			Contract monthly rent <sup>1</sup>		Value <sup>2</sup> of one-dwelling-unit structures	
		Total	Owner occupied	Renter occupied	Vacant non-seasonal not dilap., for rent or sale	Other vacant and non-resident	Number reporting	No private bath or dilap.	No running water or dilap.	Total	Persons per room		Number reporting	Average monthly rent (dollars)	Number reporting	Average value (dollars)
											Number reporting	1.51 or more				
C	383	41	22	18	1		4	4	40	40		17	30.41	15	3,866	
	384	37	23	14			4	4	37	37		10	40.10	16	3,656	
	385	34	16	15		3	3	4	32	30	2	14	40.10	11	4,757	
	386	34	14	20			2	2	33	34		20	36.68	4	6,287	
	387	34	16	17	1		10	2	34	33		17	35.82	8	6,197	
	388	57	19	36	2		21	3	55	54		37	32.34	9	6,277	
	389	52	16	34	2		27	3	50	50	1	36	42.88	8	6,125	
	390	23	4	17	2		2	2	21	21	1	18	35.50			
	391	22	8	11	3		2	3	19	19		13	35.38	5	5,900	
	392	43	10	27	5	1	15	1	37	37		31	40.06	3	3,500	
	393	41	8	27	5	1	11	1	35	33	1	30	36.73	5	7,500	
	394	29	11	17	1		9	2	28	28	1	15	35.93	3	4,433	
	395	44	8	35	1		4	10	42	42	1	36	27.36	4	8,675	
	396	18	1	16		1	10		17	16		6	27.87			
	397	10	3	6			10		9	8		6	45.33	2		
	398	53	12	35	6		21	1	47	47	4	39	29.35	4	6,250	
	399	21	14	5		2	3	2	19	19		5	27.60	12	8,750	
	400	16	15	1			16	7	16	16		3		15	8,700	
	401	7	4	4			7		7	7		5	53.33	1		
	402	8	7	1			8		8	8		1		7	10,785	
	403	1					1		1	1						
	404	12	8	4			12	9	12	10		10	26.75	7	5,642	
	405	75	28	46		1	75	63	74	74	4	46	25.80	23	3,426	
	406	27	5	15		2	19	28	20	20	3	15	27.40	2		
	407	47	9	31	4		44	28	40	39	1	29	26.48	3	4,200	
	408	27	6	18		3	27	5	24	22		17	35.76	2		
	409	31	13	14	4		31	14	27	27	2	16	32.50	5	5,340	
	410	44	11	24		1	42	19	35	33		30	37.13	4	11,750	
	411	24	8	13	3		24	12	21	21	2	14	28.78	7	9,142	
	412	25	7	12	4	2	25	8	19	19		15	35.93	3	5,333	
	413	14	9	3			14	2	12	12		5	41.00	7	7,142	
	414	41	9	22	10		39	2	31	29	3	31	26.61	4	5,750	
	415	25	12	11	2		25	2	23	23		12	37.25	5	4,600	
	416	18	5	13			18	2	18	18		12	27.08	3	4,666	
	417	23	10	11	2		21	1	21	20	2	11	25.46	9	3,555	
	418	30	18	12			30	1	30	28	1	11	26.27	15	3,733	
	419	3	1	1	1		3	2	1	1		1				
	420	33	14	19			32	5	33	33	3	19	28.36	8	2,437	
	421	21	12	9			21	2	21	21		9	25.33	9	2,944	
	422	17	9	8			17	2	17	17		8	25.25	8	2,437	
	423	7	6	1			7	5	7	6		1		5	3,000	
	424	43	19	23		1	42	10	42	42	1	22	24.68	11	2,681	
	425	16	6	10			15	10	16	16		9	24.11	5	1,600	
	426	2					2		2	2						
	427	21	11	9	1		21	4	20	20		8	30.12	8	2,312	
	428	8	8				8	6	8	8		8		7	4,571	
	429	11	3	8			11	6	11	11	1	8	16.00	3	5,333	
	430	11	2	9			11	6	11	11		9	28.55	2		
	431	11	2	9			11	6	11	11		1	22.00	3	3,933	
	432	17	4	13			17	13	17	17		13	22.00	3	3,933	
	433	37	4	32		1	36	28	36	36		32	24.93	4	3,650	
	434	63	28	33		2	60	30	61	61		33	26.39	17	3,482	
	435	27	7	20			27	4	27	27	4	18	30.61	3	5,666	
	436	11	5	6			11	6	11	11		6	26.16	4	7,250	
	437	32	14	12	5	1	29	4	30	26	1	14	36.85	5	6,500	
	438	20	11	8		1	20	1	19	19	2	8	36.62	7	4,857	
	439	17	3	12	2		17	8	15	15		14	35.92	1		
	440	46	10	28	7		44	18	35	37	2	34	35.79	2		
	441	59	9	46	3	1	59	24	55	55	4	46	33.06			
	442	62	9	34	15		61	42	43	43	4	45	37.11	2		
	443	16	2	11	2		12	5	13	12		13	36.76	1		
	444	37	14	21		2	33	16	35	35	6	20	27.10	8	4,237	
	445	22	10	12			19	1	22	22		20	27.08	9	3,011	
	446	29	9	20			29	25	29	29		20	16.30	6	3,716	
	447	3	3				3	3	3	3		3		3	2,066	
	448	29	2	27			29	29	29	28	2	26	19.11	1		
	449	5		5			5	1	5	5		4	10.00			
	450	19	11	6		2	19	17	17	17	1	16	28.25	9	2,911	
	451	36	7	29			33	23	36	34	5	28	24.50	4	4,250	
	452	6	1	4	1		5	3	5	5		5	38.00	1		
	453	2					2		2	2						
	454	22	6	9	5		19	2	15	13		13	37.92	3	10,000	
	455	27	16	8	2		26	5	24	24		10	40.60	6	10,666	
	456	52	6	42	1		50	34	48	47	2	40	29.57	3	18,333	
	457	29	8	19			29	17	27	27		19	35.89	2		
	458	55	23	22	10		55	16	45	45		21	31.23	9	5,444	
	459	15	7	8			15	8	14	14		8	30.00	2		
	460	17	2	15			17	12	17	17		13	25.76			
	461	55	25	29	1		52	40	54	54	3	30	29.43	19	2,231	
	462	29	9	20			29	26	29	28		20	33.75	8	2,300	
	463	19	4	15			17	14	19	19	4	14	22.00	3	5,000	
	464	7	1	6			7	6	7	7		6	20.16	5	3,000	
	465	27	8	19			26	12	27	27		19	27.31	2		
	467	10	2	8			10	3	10	10		10	27.12	2		
	468	22	4	18			21	15	22	22	2	18	18.16	3	3,500	
	469	17	4	12		1	17	11	16	16		12	28.91	3	2,833	
	471	3		3			3	3	3	3		3	17.33			
	472	19	6	13			19	11	19	17		12	22.50	2		

<sup>1</sup>For renter - occupied dwelling units and vacant nonseasonal not dilapidated units, for rent.  
<sup>2</sup>For owner - occupied dwelling units and vacant nonseasonal not dilapidated units, for sale only.

HOUSING—BLOCK STATISTICS

Table 3.—CHARACTERISTICS OF HOUSING FOR BLOCK AREAS, BY BLOCKS: 1950—Con.

Block area	Block	All dwelling units by occupancy and tenure					All dwelling units by condition and plumbing facilities			Occupied dwelling units				Contract monthly rent <sup>1</sup>		Value <sup>2</sup> of one-dwelling-unit structures		
		Total	Owner occupied	Renter occupied	Vacant non-seasonal not dilap., for rent or sale	Other vacant and non-resident	Number reporting	No private bath or dilap.	No running water or dilap.	Total	Persons per room		Occupied by non-white	Number reporting	Average monthly rent (dollars)	Number reporting	Average value (dollars)	
											Number reporting	1.51 or more						
C	473	36	4	32	1		33	19	14	36	35	2	36	31	26.61	2		
	474	20	8	11			19	8	6	19	19	1	19	4	41.42	2	3,316	
	475	9	3	4		2	8	8	8	7	7	1	4	4	21.00	2		
	476	35	14	15		3	34	14	11	29	29	2	18	2	31.11	9	5,255	
	477	29	5	21		3	28	21	9	26	26	2	21	3	30.19	2		
	478	36	6	21		4	34	28	14	27	27	2	23	7	28.78	5		
	479	9	1	8			8	6	6	9	9		7	6	24.28			
	480	11	5	6			11	2	1	11	11		6	6	24.28			
	483	1	3				3			3	3		6	6	37.00	3	8,400	
	484	20	9	11			20	12	11	20	19		20	11	32.90	7	4,085	
	485	11	1	9		1	11	3	2	10	10		4	9	19.66	1		
	488	1																
	488	19	3	13		3	19	15	1	16	16	1	14	4	24.78	3	4,833	
	488	36	8	28		1	35	26	10	34	34	5	24	3	25.75	5	4,400	
	489	51	9	38		4	47	38	32	47	46		12	7	25.81	3		
	491	15	1	14			11	11	11	15	14		13	1	24.46			
	492	26	7	19			20	13	13	26	23		15	9	25.42	3	7,666	
	493	10	3	7			9	6	6	10	10		9	1	25.66	3	3,833	
	494	20	10	10			20	6	4	20	20		18	10	22.80	7	4,071	
	499	26	11	15			26	7	1	26	25	1	21	15	32.46	8	5,500	
	500	28	17	10		1	28	13	3	27	27		18	10	26.80	14	3,750	
	501	23	2	21			21	11	11	23	22		17	20	28.50	2		
	502	9	5	4			8	8	2	9	9		4	4	15.50	4	2,625	
	503	28	5	23		1	25	21	3	27	27		27	4	19.13	4	1,825	
	504	29	2	27		1	26	19	4	28	28		28	2	27.19	2		
	505	30	2	28			28	10	6	30	30		30	2	20.80	2	2,600	
	506	10	2	8			10	6	6	10	10		9	8	22.62	2		
	507	3	1	2			3	9	4	3	9		1	8	22.37	2		
	508	5	3	2			5	5	4	5	5		1	5	22.37	2		
	509	6	2	4			6	4	3	6	6		2	5	22.37	2		
	510	16	1	15			15	13	8	16	15		15	14	18.21	1		
	511	25	2	23			24	21	5	25	25		25	2	21.92	1		
	512	25	4	21		1	22	16	4	23	23		22	19	23.84	4	3,000	
	513	41	5	36		1	39	25	8	41	41		41	3	21.66	5	1,880	
	514	35	3	32			34	19	14	33	33		29	3	21.65	3	3,333	
	515	18	1	17			18	16	10	18	18		17	1	16.35	1		
	516	1	2	6			7	7	1	8	8		8	6	22.00	2		
	517	3	3				3			3			3	2	24.89	2		
	518	25	8	17			23	12	8	25	25		24	17	26.88	7	3,000	
	519	20	2	18			20	15	8	20	20		18	18	22.27	1		
	520	29	2	27		1	29	10	3	27	27		26	27	23.62	1		
	521	11	1	10			11	13	12	11	17		11	11	29.90	4	5,625	
	522	15	1	14			14	13	2	15	15		15	15	32.13	1		
	523	17	1	16			17	17	3	17	18		19	18	33.55	1		
	524	37	7	30		1	34	14	11	37	35		33	23	28.86	10	5,050	
	525	21	1	20			20	13	3	21	21		20	13	25.76	6	3,500	
	526	25	3	22			19	18	13	22	25		25	2	24.18	3	2,266	
	528	36	7	29			33	30	30	35	35		34	28	27.10	6	2,750	
	529	20	4	16		1	16	11	10	20	19		18	13	33.76	5	4,500	
	530	23	5	18			20	15	14	23	23		23	17	30.11	3	2,833	
	531	52	7	45		6	48	41	31	44	42	4	38	3	28.13	3	3,833	
	532	73	9	64		7	71	67	61	67	67	12	59	9	22.10	3	3,333	
	533	24	4	20			24	20	18	24	23		1	1	26.72	1		
534	13	4	9			12	3	1	13	12		6	6	36.50	2			
535	17	1	16			17	7	7	17	17		1	6	61.66				
536	19	4	14		1	18	10	7	18	18		10	13	27.76	4	14,950		
537	25	9	16			24	21	16	24	23		21	15	20.46	7	3,571		
538	15	9	6			15	13	12	15	15		13	4	14.75	9	2,833		
539	4	4				4	4	4	4	4		4	4	17.75				
540	28	1	27			27	23	21	28	27		24	26	17.07				
541	16	8	8			16	10	10	16	16		13	8	19.50				
542	19	10	9			18	13	10	19	19		18	9	17.55	6	4,500		
543	20	9	11		3	19	14	13	17	16		9	7	25.00	9	2,660		
544	9	6	3			8	8	2	8	8		6	6	24.00				
545	19	3	16			18	17	17	19	19		15	9	33.40	1			
546	15	4	10		1	15	7	7	14	14		8	8	26.88	3	4,000		
547	34	1	33		1	31	26	21	33	32		16	31	19.74				
548	13	4	9			12	6	6	13	13		13	8	19.37	1			
549	20		14			19	14	14	20	20		20	13	28.61	5	3,720		
550	18		11		1	11	8	6	11	11		11	8	27.12	2			
551	11		7		1	11	6	7	10	10		10	7	18.42	2			
552	17		10			17	4	4	17	16		4	3	19.00	1			
553	22		17			22	9	4	22	22		17	15	30.86	2			
554	11		10			11	9	9	11	10		11	20	24.25	1			
555	24		17			24	13	5	24	23		14	13	17.92	1			
556	10		8		1	10	8	5	10	9		8	8	25.60	4	1,650		
557	4		4			4	3	3	4	4		4	4	17.00				
558	6		6			6	6	6	6	6		6	5	14.00				
559	30		28		2	28	19	17	30	28		17	17	21.58	1			
560	6		6		1	6	6	6	6	6		6	6	32.04				
561	6		6			6	6	6	6	6		6	6				1,880	
562	12		11			12	11	9	12	12		11	8	22.12	3	3,133		
563	12		11			12	11	9	12	12		11	7	24.71	3	9,633		

<sup>1</sup>For renter-occupied dwelling units and vacant nonseasonal not dilapidated units, for rent.  
<sup>2</sup>For owner-occupied dwelling units and vacant nonseasonal not dilapidated units, for sale only.

Table 3.—CHARACTERISTICS OF HOUSING FOR BLOCK AREAS, BY BLOCKS: 1950—Con.

Block area	Block	All dwelling units by occupancy and tenure					All dwelling units by condition and plumbing facilities			Occupied dwelling units				Contract monthly rent <sup>1</sup>		Value <sup>2</sup> of one-dwelling-unit structures	
		Total	Owner occupied	Renter occupied	Vacant non-seasonal not dilap., for rent or sale	Other vacant and non-resident	Number reporting	No private bath or dilap.	No running water or dilap.	Total	Persons per room		Occupied by non-white	Number reporting	Average monthly rent (dollars)	Number reporting	Average value (dollars)
											Number reporting	1.51 or more					
C	567	24	3	12	3	6	24	22	10	15	15	3	3	12	33.66	1	
	570	2															
	571	10	1	9			10	7	7	10	10	2	9	9	25.11	1	
	572	25	5	20			24	15	11	25	24	2	17	20	30.85	4	5.375
	573	15	4	11			15	11	11	15	15		14	11	27.27	3	4.000
	574	9		9			9	8	8	9	9	3	9	9	17.11		
	575	1															
	576	1															
	577	6		3	3		3	26	26	3	3	1	1	6	32.50		
	580	26	1	25			26	26	26	26	26	2	24	25	20.12	1	
	581	25		23		2	24	23	12	23	23	22	22	22	27.72		
	582	40	4	33	1	2	37	34	32	37	37	6	34	32	26.75	2	
	583	8		6	2		6	4	4	6	6		5	5	36.20		
	584	2															
	585	1															
	586	5	2	3			5	2	1	5	5		3	3	31.66	1	
	587	23	3	20			22	20	18	23	23	2	20	19	27.26	2	
	588	12	1	11			11	7	6	12	12		12	10	23.80	1	
	589	24	1	23			23	22	8	24	24	13	24	21	19.66	1	
	590	11	3	8			11	10	10	11	11	1	11	8	18.00	3	7.000
	591	43	1	42			43	42	42	43	43	19	42	42	19.16		
	592	25	5	20			24	23	20	25	24	1	23	18	26.44	5	2.700
	593	64	10	54			64	46	11	64	64	7	62	51	23.66	7	4.257
	594	25	4	20		1	25	23	12	24	24	3	24	20	21.10	3	2.233
	595	14		14			14	14	14	14	14	2	14	14	11.35		
	596	12		12			10	10	10	12	12	2	12	12	10.83		
	597	15		15			15	13	9	15	15	2	15	13	14.15		
	598	17		16			17	9	6	17	17		17	13	17.46	1	
	599	51	1	49			51	50	50	51	50	14	50	49	20.32		
	600	13	2	13			13	13	10	13	13		13	13	18.76		
	601	7		7			7	7	7	7	7		7	7	24.71		
	602	11		11			11	8	8	11	10	1	10	11	25.81		
	603	13	2	10		1	13	9	9	12	12		12	10	19.70	2	
	604	18	3	14		1	18	18	17	17	14		18	14	15.50	3	9.066
	605	11	1	10			11	10	10	11	11		11	10	18.10	1	
	606	7	1	6			7	7	7	7	7		7	6	24.83	1	
	607	7		7			7	7	5	7	7		7	4	24.71		
	608	4		4			4	4	4	4	4		4	4	16.75		
	609	27		27			27	26	21	27	27		27	27	20.85		
	610	22	3	19			21	18	17	22	21		22	19	20.36	3	5.333
	611	27	4	23			27	26	21	27	26	2	26	23	22.69	4	2.500
	612	11		11			11	9	9	11	11		11	11	22.00		
	613	4		4			4	3	3	4	4		4	4	18.00		
	614	15	1	14			11	10	10	15	14	1	15	14	16.28		
	615	38	4	34			31	28	27	38	37	4	37	31	18.19	3	2.933
	616	21	18	3			20	19	20	21	21	2	20	20	1.623	17	
	618	21		21			21	20	10	21	21	6	21	21	21.14		
	619	1		1													
	620	2		2													
	622	5	4	1			5	4	3	5	5		3			3	3.833
	623	4	2	2			4	1	1	4	4		3	2		1	
	627	1		1													
	629	4		4			4	4	3	4	4		4	4	18.75		
	630	13		13			12	11	8	13	13		13	12	21.25		
	631	3		3			3			3	3		3	2			
	632	2		2													
	633	2		2													
	634	2		2													
	635	4		4													
	636	11	3	8		1	9	7	7	10	10		1	4	23.00	5	5.100
	637	10	2	8			9	9	9	10	10		6	8	22.50	2	
	638	12	1	11			11	9	6	12	12		9	8	19.75		
	641	19		19		3	19	17	13	19	19	3	18	19	19.47		
	642	11	2	9			10	4	4	11	11		11	8	21.87	2	
	643	12	1	11			11	10	9	12	12	2	12	11	25.81	1	
	647	5		5		2	5	4	4	5	5		3	3			
	648	4	1	3			4	4	4	4	4		4	3	31.66		
	652	8		8			8	8	8	8	8		8	8	16.37		
	653	17		17			16	15	13	17	17	2	16	17	23.58		
	664	1		1													
	667	1		1													
	679	12		12			11	4	3	12	12		7	12	27.08		
	684	1		1													
	686	1		1													
	692	3	3				3			3	3					3	18.333
	695	2		2													
	698	2		2													
	702	1		1													
	704	16	1	14		1	15	2	1	15	15		1	11	28.27		
	712	1		1													
	717	28	3	18	1	6	20	15	1	21	18	6	1	17	28.52	1	
	718	12	5	3		4	8	1	1	8	8		2	3	34.00	4	4.225
	719	1		1													
	727	1		1													
	728	11	3	6	1	1	6	2	2	9	8	2	4	5	28.00		
	729	13	1	11		2	11	5	5	12	11		2	9	31.11	1	
	730	12	2	8			11	10	1	10	10		2	8	28.00	1	

<sup>1</sup>For renter - occupied dwelling units and vacant nonseasonal not dilapidated units, for rent.  
<sup>2</sup>For owner - occupied dwelling units and vacant nonseasonal not dilapidated units, for sale only.

HOUSING—BLOCK STATISTICS

Table 3.—CHARACTERISTICS OF HOUSING FOR BLOCK AREAS, BY BLOCKS: 1950—Con.

Block area	Block	All dwelling units by occupancy and tenure					All dwelling units by condition and plumbing facilities			Occupied dwelling units			Contract monthly rent <sup>1</sup>		Value <sup>2</sup> of one-dwelling-unit structures	
		Total	Owner occupied	Renter occupied	Vacant non-seasonal not dilap. for rent or sale	Other vacant and non-resident	Number reporting	No private bath or dilap.	No running water or dilap.	Total	Persons per room		Number reporting	Average monthly rent (dollars)	Number reporting	Average value (dollars)
											Number reporting	1.51 or more				
C	742	5	1	4		4	3	3	5	4	2	1		1		
	743	25	2	20		21	15	5	22	20	5	18	29.33			
	744	13	1	11		11	8		12	11		10	37.80			
	753	23	4	19		15	13	2	23	22	4	22	15.00	4	1,100	
	766	1														
	771	3		3		1	1	1	3	3		3		2		
	772	7	1	6		6	6	4	7	7	1	6	11.00			
	781	16	1	14		13	13	1	15	14	2	15	19.21	1		
	782	9	4	3		4	3	1	7	5		5				
	783	3	2	1		1	1	1	3	1		2		1		
	786	1														
	787	9	4	1		4	4		5	4		5		4	1,050	
	789	3	3			3	2		3	3	1	2		2		
	795	2														
	799	1														
	802	2														
	806	1														
	808	1														
	809	14	2		2	4	8	6	8	6	4	5	33.40			
	816	3		3		3			3	3		1				
	818	3	3			3	3		3	3	1			2		
	819	4	3	1		4	4		4	4		1				
	820	42	17	21	1	42	1	1	38	38		22	67.59	16	16,118	
	821	93	53	35	1	92			88	88		35	80.14	43	26,046	
	822	25	17	6	2	24			23	23		7	63.14	15	14,500	
	823	10	9			10			9	9				9	15,222	
	824	44	9	29	3	44			38	38		32	78.78	6	16,083	
	825	49	7	27	12	47			34	32		34	71.08	6	11,200	
	826	2														
	827	7	4	2		7			6	6		2		3	31,666	
	828	2														
	829	3	3			3			3	3				2		
	830	5	5			5			5	5				4	26,250	
	831	18	12	2		18	1		14	14		2		9	18,888	
	832	12	11			12			11	11				10	24,800	
	833	11	10			11			10	10				8	20,375	
	834	2														
	835	20	4	13	3	20			17	17		16	94.75	1		
	838	13	1	5	2	13			8	7		12	88.08			
	839	10	1	5		10			6	6		7	108.00			
	840	2														
	841	9		4	5	9			4	4		9	90.55	3	11,666	
	842	3	3			3			3	3						
	843	2														
	844	6	5	1		6			6	6				4	13,250	
	845	4	4		1	4			3	3				3	21,666	
	846	4	4			4	1		3	3				3	16,666	
	847	4	4			4	1		3	3				3	17,666	
	848	3	3			3			3	3				3	25,000	
	849	3	3			3			3	3				3	18,333	
	850	5	5			5			5	5				5	25,200	
	851	4	4			4	1		3	3				2		
	852	3	3			3			3	3				3	15,000	
	853	3	2	1		3			2	2				2		
	854	1														
	857	7	7			7			7	7				7	12,000	
	858	12	9			12			9	9				9	11,255	
	859	14	13	1		14	1		13	12		1		13	13,038	
	860	13	12	1		13			12	12				12	12,183	
	861	6	6			6			6	6				6	11,000	
	863	3	3			3			3	3				3	17,333	
	864	12	12			12			12	12				12	15,725	
	865	3	3			3			3	3				3	21,666	
	866	9	9			9			9	9				9	27,588	
	867	3	3			3			3	3				3	14,566	
	868	3	3			3			3	3				3	13,600	
	869	5	5			5			5	5				5	13,200	
	870	6	6			6			6	6				6	17,500	
	871	10	10			10			10	10				10	12,690	
	873	2														
	875	47	1	37	9	46			38	37		43	63.69	1		
	878	5	3		2	5			3	3				3	18,833	
	880	1														
	881	3	3			3			3	3				3	18,166	
	882	16	15			16			15	15				15	16,273	
	883	2														
	885	1														
	886	5	3		1	5			3	3				2		
	887	2														
	888	13	12	1		13			13	13				11	32,136	
	889	5	3	1		5	1		4	4		1		3	40,000	
	890	4	3	1		4			4	4				2		
	893	25	19	1	1	25	4		20	20		1		19	16,242	
	894	1														
	896	6	4		1	6			4	4				4	13,375	
	913	7		7		7	4	2	7	7		6	31.28	7		

<sup>1</sup>For renter-occupied dwelling units and vacant nonseasonal not dilapidated units, for rent.  
<sup>2</sup>For owner-occupied dwelling units and vacant nonseasonal not dilapidated units, for sale only.

Table 3.—CHARACTERISTICS OF HOUSING FOR BLOCK AREAS, BY BLOCKS: 1950—Con.

Block area	Block	All dwelling units by occupancy and tenure					All dwelling units by condition and plumbing facilities			Occupied dwelling units			Contract monthly rent <sup>1</sup>		Value <sup>2</sup> of one-dwelling-unit structures	
		Total	Owner occupied	Renter occupied	Vacant non-seasonal not dilap. for rent or sale	Other vacant and non-resident	Number reporting	No private bath or dilap.	No running water or dilap.	Total	Persons per room	Occupied by non-white	Number reporting	Average monthly rent (dollars)	Number reporting	Average value (dollars)
D	3	8	7	1			8	1	1	8	8		1		7	4.157
	4	2														
	5	2														
	6	5	3	2			5	1		5	5		2		2	4.125
	7	5	3				5			5	3	1			4	
	8	1					1			1					1	
	9	1					1			1					1	
	11	5	5	1		1	7	2	1	6	6		1		3	2.433
	12	2					2			2						
	13	2					2			2						
	14	8	7			1	8			7	7				7	5.357
	15	9	6			1	9	2		8	8	1	1		4	3.050
	16	2	2	1	1	1	5	1		3	3		1		2	
	17	2	2	1			2			2						
	18	2	2				2			2						
	19	2	2				2			2						
	20	2	2				2			2						
	21	2	2				2			2						
	22	2	2				2			2						
	23	2	2				2			2						
	24	2	2				2			2						
	25	2	2				2			2						
	26	16	8	5	3		16	3		13	13	1	6	30.00	5	2.680
	27	6	6				6	1	1	6	6				6	4.666
	28	8	6	1	1		8	2		7	7		1		6	2.833
	29	17	13	3		1	16	2	2	16	16		3	23.33	13	3.884
	30	2					2			2						
	31	2	3				3			3	3				2	
	32	2	3				3			3	3				2	
	33	2	3				3			3	3				2	
	34	2	3				3			3	3				2	
	35	2	3				3			3	3				2	
	36	2	3				3			3	3				2	
	37	2	3				3			3	3				2	
	38	2	3				3			3	3				2	
	39	3	3				3	2		3	3				3	1.500
	40	12	12				12	2		12	12				11	4.227
	41	10	10		2		15			13	13				8	4.250
	42	9	9	3			11	1		10	10	1	5	29.80	9	4.833
	43	9	9	1		1	11	1		10	10		1		8	5.187
	44	10	10	1		1	12	2	2	11	10		1		7	3.857
	45	9	9				9			9	9				5	4.200
	46	7	7	2		2	11	1		10	10	1	2		10	8.910
	47	10	10				10			10	10				10	4.000
	48	20	20	4	1	1	25	1	1	24	24		4	24.75	19	4.868
	49	7	7				7			7	7				7	8.071
	50	7	6				7			7	7				5	3.700
	51	10	10	4			10	2		10	10	2	4	29.50	1	
	52	7	7	1			7			7	7		4	28.50	1	
	53	11	9	1	1		11	4		10	10		2		8	4.000
	54	6	6	3			6			5	5		3	31.66	1	
	55	5	5				5			5	5				5	3.300
	56	5	5				5			5	5				3	4.433
	57	11	11	5	1		11	3		10	10	1	6	22.00	3	4.666
	58	4	4	1			4	1	1	4	4		1		3	4.666
	59	10	9	1			9			10	10		1		7	3.785
	60	14	14	9			22			23	23	1	9	32.55	12	4.166
	61	13	13				12			13	13				10	4.560
	62	4	4				4			4	4				4	7.875
	63	19	19				19			19	19				19	7.736
	64	7	7				7			7	7				7	3.857
	65	6	6				6			6	6		1		6	4.833
	66	2	2				2			2	2				3	3.666
	67	3	3				3	2		3	3				3	
	68	2	2				2			2	2				2	
	69	4	3	1			4			4	4		1		2	
	70	4	2	1		1	4	1		3	3				1	
	71	14	14	6	5		14	10		9	9		11	19.00	2	
	72	3	3				3			3	3		5	27.20	5	6.500
	73	13	13	7			13			11	11		3	28.66	2	
	74	8	8	3	1	1	8	2	2	6	6				7	7.357
	75	7	7				7			7	7				7	7.910
	76	11	11				11			11	11				10	
	77	1	1				1			1	1				1	
	78	1	1				1			1	1				1	
	79	2	2	1			2			2	2		2		2	6.309
	80	2	2				2			2	2				2	
	81	11	11				11	1		11	11				11	3.345
	82	1					1			1	1				1	
	83	1					1			1	1				1	
	84	2					2			2	2				2	
	85	1					1			1	1				1	
	86	1					1			1	1				1	
	87	1					1			1	1				1	
	88	1					1			1	1				1	
	89	1					1			1	1				1	
	90	1					1			1	1				1	
	91	1					1			1	1				1	
	92	1					1			1	1				1	
	93	1					1			1	1				1	
	94	1					1			1	1				1	
	95	1					1			1	1				1	
	96	1					1			1	1				1	
	97	1					1			1	1				1	
	98	1					1			1	1				1	
	99	1					1			1	1				1	
	100	13	13				13			13	13		2		13	4.053
	101	9	9				9			8	8				8	3.825
	102	23	23	12	1		18	10	2	22	16	1	15	6	4	4.675
	103	6	6				6			6	6				6	3.583
	104	15	15	6	2		15			13	13		7	45.42	6	5.583
	105	11	10			1	11			10	10				10	3.580
	106	17	16	1			17			17	17		1		15	4.246

<sup>1</sup>For renter - occupied dwelling units and vacant nonseasonal not dilapidated units, for rent.  
<sup>2</sup>For owner - occupied dwelling units and vacant nonseasonal not dilapidated units, for sale only.

HOUSING—BLOCK STATISTICS

Table 3.—CHARACTERISTICS OF HOUSING FOR BLOCK AREAS, BY BLOCKS: 1950—Con.

Block area	Block	All dwelling units by occupancy and tenure					All dwelling units by condition and plumbing facilities			Occupied dwelling units			Contract monthly rent <sup>1</sup>		Value <sup>2</sup> of one-dwelling-unit structures		
		Total	Owner occupied	Renter occupied	Vacant non-seasonal not dilap., for rent or sale	Other vacant and non-resident	Number reporting	No private bath or dilap.	No running water or dilap.	Total	Persons per room		Occupied by non-white	Number reporting	Average monthly rent (dollars)	Number reporting	Average value (dollars)
											Number reporting	1.51 or more					
D	106	1							3	3					3	5,233	
	107	3															
	108		3														
	111	1															
	116	1															
	117	4															
	118	7		2													
	119	5		1													
	120	8		3													
	121	13		7													
	122	20		11													
	123	10		2													
	124	17		4													
	125	266		13													
	126	4		2													
	128	11		1													
	129	18		4													
	130	38		19													
	131	13		6													
	132	14		3													
	133	1															
	134	8		7													
	135	1															
	136	4		3													
	137	1															
	138	3		3													
	139	5		4													
	140	5		5													
	141	13		9													
	142	12		10													
	143	10		9													
	144	20		16													
	145	25		14													
	146	30		11													
	147	8		6													
	148	7		4													
	149	14		8													
	150	10		8													
	151	13		7													
	153	20		9													
	154	29		17													
	155	19		10													
	157	8		7													
	160	6		1													
	161	10		3													
	163	7		6													
	164	1															
	165	9		7													
	166	24		14													
	167	42		32													
	168	29		12													
	169	32		22													
	170	30		17													
	171	11		9													
	172	33		20													
	173	12		10													
	174	21		13													
	175	64		59													
	176	7		2													
	177	4															
	178	8															
	179	7															
	180	22		22													
	181	26		5													
	182	35		6													
	183	54		53													
	184	61		61													
	185	54		54													
	186	15		2													
	187	12		8													
	188	3		1													
	189	35		27													
	190	40		27													
	191	12		4													
	192	10		6													
	193	10		10													
	194	4		4													
	195	11		7													
	196	12		11													
	197	17		14													
	199	38		23													
	200	45		29													
	201	51		18													
	202	1															
	203	13		12													
	204	97		2													
	205	47		47													
	206	54		54													

<sup>1</sup>For renter-occupied dwelling units and vacant nonseasonal not dilapidated units, for rent.  
<sup>2</sup>For owner-occupied dwelling units and vacant nonseasonal not dilapidated units, for sale only.



Table 3.—CHARACTERISTICS OF HOUSING FOR BLOCK AREAS, BY BLOCKS: 1950—Con.

Block area	Block	All dwelling units by occupancy and tenure					All dwelling units by condition and plumbing facilities			Occupied dwelling units			Contract monthly rent <sup>1</sup>		Value <sup>2</sup> of one-dwelling-unit structures	
		Total	Owner occupied	Renter occupied	Vacant non-seasonal not dilap. for rent or sale	Other vacant and non-resident	Number reporting	No private bath or dilap.	No running water or dilap.	Total	Persons per room		Number reporting	Average monthly rent (dollars)	Number reporting	Average value (dollars)
											Number reporting	1.51 or more				
D	207	42	13	29		42	9	3	42	42	1	36	28	3125	12	3075
	208	55		55		53			55	54	4	55	55	2494		
	209	37		37		37			37	36	1	36	37	2470		
	210	21	11	10		20		2	21	20	1	14	10	2820	9	3911
	211	52	13	38	1	52	14		51	51	2	33	16	2175	10	2570
	212	26	15	11		26			26	26		6	9	3033	13	2523
	213	21	12	9		20	7	1	21	21	2		7	2114	9	2833
	214	48	39	19		47	5		48	48		1	16	2325	22	3390
	215	29	15	14		29			29	29			14	2285	13	4315
	216	12	8	4		12			12	12			3	3533	7	3714
	217	14	7	5		14			12	12	1		4	3675	6	4166
	218	3		1		3			3	3					2	
	219	1														
	221	4	2	1		4		1	3	3			1		2	
	223	12	9	1	2	12	3		10	10	1		1		7	6942
	224	9	8	1		9			9	9					8	5362
	225	12	8	4		12		2	12	12			1		6	5816
	226	22	18	4		22		2	22	22	1		3	2766	13	3861
	227	22	15	6	1	22			21	21			7	2371	12	4933
	228	19	8	11		19		2	19	19	1		9	2533	6	4083
	229	1														
	230	15	5	9	1	15		2	14	14	2	1	9	2922	3	3666
	231	44	30	14		43			44	42	2	28	13	2546	21	2595
	232	12	5	7		12			12	12			7	2314	2	
	233	36	12	24		32		11	36	32	3	24	17	1970	9	2388
	234	26	13	13		25		4	26	24	2	23	13	2446	11	3118
	235	51	19	32		42		30	51	47	1	48	28	2210	15	3520
	236	47	22	24	1	47		20	46	46	3	39	23	2626	11	3009
	237	19	7	11		19		2	18	18	1	17	9	4155	5	3400
	238	46	17	29		46		14	46	46	3	46	29	2186	14	1735
	239	35	10	24		34		4	34	34	4	32	23	1673	8	2712
	240	36	4	31	1	35		5	35	35		35	31	2870	3	1900
	241	35	11	24		33		21	35	34	1	34	22	1781	6	3666
	242	27	13	14		26		15	27	27			13	1792	7	3700
	243	26	11	15		26		12	26	25	4	26	13	2376	10	2120
	244	9	1	8		9		8	9	9			7	1485	1	
	245	11	6	5		11		3	11	11	1	11	5	2060	5	3800
	246	19	16	2		17		5	18	18			2		15	2373
	247	19	5	13	1	19		14	18	18			13	2953	5	1420
	248	41	7	23	11	39		25	30	30	2	2	23	2182	7	2785
	249	13	12	1		13			13	13			1		11	4136
	250	24	16	7	1	23		1	23	22	1		7	2871	15	3966
	251	19	16	3		19		2	19	19	2		3	2066	15	7120
	252	9	8	1		9			9	9			1		8	4725
	253	6	6			6			6	6					6	5233
	254	16	11	5		14			16	14	1		4	2650	10	2940
	255	20	15	5		20			20	20			4	2925	13	3176
	256	21	14	6	1	21			20	20			5	2980	11	3281
	257	20	12	7	1	20		2	19	19	1		7	3914	11	4027
	258	32	13	17	2	31		16	30	30	1	23	17	1994	9	2877
	259	36	18	18		35		9	36	35	3	32	17	2423	16	2750
	260	15	7	8		15		5	15	15	1	15	6	2433	7	5914
	261	23	8	15		20		14	23	23	1	22	13	2161	7	2828
	262	20	8	11	1	19		13	19	19	4	15	11	2345	7	2085
	263	7	1	6		7		6	7	7			6	1950		
	264	4	1	3		4		2	4	4			2			
	265	15	5	10		15		10	15	15	1	15	10	2810	2	
	266	36	9	25	1	35		10	34	34	9	29	25	2696	8	3025
	267	19	2	16	1	19		11	18	18	3	16	17	2435	1	
	268	11	3	5	1	9		7	8	8			5	1720	4	2775
	269	13	3	9		13		2	12	12	1	12	9	4111	2	
	270	21	13	8		20		12	21	21	2	21	8	2312	11	
	271	11	8	3		11		5	11	11			1		8	12262
	272	22	4	14		16		13	18	15	3	17	11	1854	4	2325
	273	9		9		9		7	9	9			9	1200		
	274	13	8	4	1	13			12	12			3	1733	7	2814
	275	20	8	11		19		3	19	19	1	12	11	2345	7	4285
	276	9	4	4	1	9		3	8	8			4	1600	4	4000
	277	32	18	13		30		11	31	31	2		13	2053	16	2187
	278	11	8	3		11			11	10			3	3466	4	3625
	279	23	17	5	1	22		3	22	21	1		4	3250	15	5046
	280	8				8			8	8					8	3212
	281	6	6			6			6	6					6	4433
	282	10	9			10			9	9	2				7	2757
	283	3	1	1		3		2	2	2					3	3700
	284	3	3			3			3	3					4	4025
	285	4	4			4		1	4	4					4	2900
	286	8	5	2		8		3	7	7			2		5	
	287	2														
	288	4	4			4			4	4					4	9250
	289	2														
	290	4	3			4			3	3					3	4666
	291	5	4		1	5			4	4					4	2750
	292	6	5	1		6		2	6	6					4	3125
	293	5	5			5		2	5	5					5	2320
	294	3	3			3			3	3					3	2833
	295	3	2	1		3		3	3	3			1		2	

<sup>1</sup>For renter - occupied dwelling units and vacant nonseasonal not dilapidated units, for rent.  
<sup>2</sup>For owner - occupied dwelling units and vacant nonseasonal not dilapidated units, for sale only.

Table 3.—CHARACTERISTICS OF HOUSING FOR BLOCK AREAS, BY BLOCKS: 1950—Con.

Block area	Block	All dwelling units by occupancy and tenure					All dwelling units by condition and plumbing facilities			Occupied dwelling units				Contract monthly rent <sup>1</sup>		Value <sup>2</sup> of one-dwelling-unit structures	
		Total	Owner occupied	Renter occupied	Vacant non-seasonal not dilap., for rent or sale	Other vacant and non-resident	Number reporting	No private bath or dilap.	No running water or dilap.	Total	Persons per room		Occupied by non-white	Number reporting	Average monthly rent (dollars)	Number reporting	Average value (dollars)
											Number reporting	1.51 or more					
D	297	13	7	4	1	1	12	2	11	11	1		5	16.00	6	5,600	
	298	5	5				5	1	5	5					5	2,860	
	299	14	11	3			14	1	14	13		3	3	18.66	11	2,745	
	300	23	6	17			23	17	23	23	1	18	17	15.35	5	2,380	
	301	14	8	5	1		14	7	13	13		13	5	18.40	8	2,662	
	302	10	4	6			10	7	10	10	1	10	6	23.33	4	3,050	
	303	23	11	11	1		23	19	22	22		22	11	27.54	10	3,520	
	304	6	5	1			6	2	6	6		5	1		5	4,260	
	305	9	7	2			9	4	9	8		8	2		5	4,020	
	306	10	4	5		1	10	1	9	9		9	4	26.25	3	3,666	
	307	11	7	3		1	10	7	10	10	1	8	3	21.66	6	2,666	
	308	18	10	8			18	4	18	18	1	15	8	19.87	8	3,800	
	309	12	2	10			12	3	12	12	1	8	6	27.16*	1		
	310	12	4	8			12	2	12	12		7	6	29.16	2		
	311	11	3	8			11	3	11	11		4	8	26.75	3	4,566	
	312	3	3				3	1	3	3		3	3		3	5,000	
	313	20	10	10			20	10	20	20	1	18	10	29.20	10	5,300	
	314	20	5	15			18	15	20	20	1	20	12	22.66	5	2,300	
	315	2															
	316	10	8	2			10	5	10	10		10	1		7	3,885	
	317	16	15	1			16	1	16	16		16	1		13	7,500	
	318	21	16	5			21		21	21	1	6	5	26.40	15	3,226	
	319	14	12	1		1	14		13	13			1		12	3,366	
	320	8	2	5	1		8		7	7			6	40.00	2		
	321	3	3	1			3	2	3	3			1		1		
	322	1															
	324	6	4	2			5	2	6	6	1		2		4	2,550	
	325	1															
	326	1															
	327	1															
	328	4	2	1	1		4		3	3			1				
	337	2															
	340	3	2	1			3	1	3	3	2				1		
	345	1															
	347	3	2	1			3	1	3	3			1		2		
	349	3	2	1			3		3	3			1		2		
	350	3	3				3	2	3	3			1		3		
	351	10	8	1	1		10	3	9	9		1	2	3	7	1,700	
	352	4	1	2	1		4	1	3	3			1		7	3,200	
	353	13	8	5			13	1	13	13			4	51.25	8	6,250	
	354	4	2	2			4		4	4			2		2		
	355	15	11	4			15		15	15			4	29.75	11	4,718	
	356	14	10	3	1		14	4	13	13	1	2	4	27.00	9	4,488	
	357	14	14				14	7	14	14	1	14	14		14	3,857	
	360	6	4	2			5	1	6	6		5	1		4	3,400	
	361	13	6	5		2	12	5	11	11		8	4	30.75	5	3,760	
	362	18	4	14			18	16	18	17	2	18	14	16.14	4	3,250	
	363	14	2	10	1	1	13	3	12	12		6	9	29.88	2		
	364	37	9	26	1	1	35	15	14	35		1	25	18.84	8	3,012	
	366	22	4	18			22	19	22	22	3		18	14.77	4	3,875	
	367	13	6	5	1	1	13	8	11	11			5	33.40	5	2,340	
	368	6	3	3			6	4	6	6			3	27.66	2		
	369	2															
	370	3	2	1			3	2	3	3	1		1		1		
	371	9	2	6	1		8	5	8	8			7	41.85			
	372	1															
	374	6	5	1			6	6	6	6		5			4	2,075	
	375	17	8	7	1	1	17	5	15	15			5	32.00	6	6,166	
	376	4	4				4		4	4					4	7,875	
	377	2															
	378	13	10	2		1	13	1	12	12			2		8	3,437	
	379	7	7				7	2	7	7					6	2,566	
	380	7	7				7	2	7	7					7	3,057	
	381	2															
	382	10	7	2	1		10	4	9	9			3	30.00	7	3,900	
	383	3	3				3		3	3					3	7,333	
	384	4	1	3			4		4	4			3	48.33			
	385	24	21	1	2		24		22	22	1		1		21	7,061	
	386	5	4	1			5	1	5	5					4	6,875	
	387	5	4	1	1		5		4	4					4	6,625	
	388	7	4	1	2		7		5	5			2		4	6,125	
	389	3	1	1	1		3		1	1					1		
	390	2															
	391	4	3	1			4		4	4					3	8,500	
	392	2															
	393	6	4	1		1	6		5	5	1		1		4	7,250	
	394	7	6	1		1	7		6	6			6		6	6,616	
	395	4	4				4	2	4	4					3	5,000	
	396	10	7	2	1		10	2	9	9			2		6	6,083	
	397	6	5	1	1		6		5	5	1		5	43.60			
	398	12	9	2		1	12		11	11			2		7	8,000	
	399	6	5	1			6		6	6					5	7,800	
	402	4	4		1		4		4	4			4	51.25	3	7,766	
	403	15	11	2	2		15	1	13	13			4	47.50	10	6,950	
	404	8	6	2			8	2	8	8			2		3	6,500	
	405	5	3	2			5	1	5	5			2		2		
	406	16	15		1		16	3	15	15			2		13	7,753	

<sup>1</sup>For renter - occupied dwelling units and vacant nonseasonal not dilapidated units, for rent.<sup>2</sup>For owner - occupied dwelling units and vacant nonseasonal not dilapidated units, for sale only.

Table 3.—CHARACTERISTICS OF HOUSING FOR BLOCK AREAS, BY BLOCKS: 1950—Con.

Block area	Block	All dwelling units by occupancy and tenure					All dwelling units by condition and plumbing facilities			Occupied dwelling units			Contract monthly rent <sup>1</sup>		Value <sup>2</sup> of one-dwelling-unit structures		
		Total	Owner occupied	Renter occupied	Vacant non-seasonal not dilap., for rent or sale	Other vacant and non-resident	Number reporting	No private bath or dilap.	No running water or dilap.	Total	Persons per room		Occupied by non-white	Number reporting	Average monthly rent (dollars)	Number reporting	Average value (dollars)
											Number reporting	1.51 or more					
D	407	14	12	1	1	14			13	13			1		9	5544	
	408	10	8	2		10	1	1	10	10					7	6285	
	409	18	13	4	1	18			17	17			5	42.00	11	8090	
	410	14	12	1	1	14	3		13	13			1		10	6900	
	411	9	5	2	2	9	2	2	7	7			3	30.00	3	9333	
	412	14	9	5		14	2	2	14	14	1		5	43.00	5	6400	
	413	4	4			4			4	4					2	2800	
	415	3	3			3			3	3					2	2800	
	416	10	7	2		10	6	6	9	9			1		5	4800	
	417	6	6			6	6	6	6	6			6	11.83			
	419	8		8		8	8	8	8	8	1		8	12.87			
	422	2															
	423	6	3	1		6	3	3	4	4		2			3	3933	
	424	1															
	425	1															
	426	8	6	1	1	8			7	7			2		5	8000	
	427	17	12	3	1	17	1	1	15	15			3	71.66	10	7800	
	428	25	20	4		25			24	24			4	36.25	18	7305	
	429	25	11	13	1	25	1	1	24	24			14	41.42	7	6714	
	430	36	13	21	2	36			34	34			22	44.81	10	7100	
	431	20	13	6		20	2	1	19	19			5	39.00	9	6055	
	432	2															
	433	18	7	11		15	11	7	18	18		17	8	25.37	7	3285	
	434	35	8	26		32	26	25	34	30	2	34	26	23.69	8	2875	
	436	4	4			2			4	4					2	2800	
	442	40	24	15		39	27	23	39	39		33	15	25.60	19	2315	
	443	23	13	10		19	10	8	23	22	1	21	10	29.70	13	2415	
	444	8	5	3		8	1		8	6		1	3	31.33	3	6500	
	445	37	15	21	1	37	3	1	36	36			22	39.50	4	5675	
	446	31	17	14		30	1		31	29	1		14	38.57	11	7681	
	447	9	6	3		9			9	9	1		3	33.66	4	6625	
	448	10	6	3		10			9	9			3	21.00	6	7166	
	449	7	6		1	7			6	5			1		6	6850	
	450	16	9	5	1	16	2		14	13			6	40.83	7	6928	
	451	13	9	3		13			12	12			3	60.66	8	6400	
	452	16	9	5	2	14			14	13			5	37.60	7	7357	
	453	9	7	2		9			9	9			2		7	8785	
	454	8	8			8			8	8					8	7162	
	455	6	6			6			6	6					6	5900	
	456	8	8			8			8	8					8	7987	
	457	6	4	2		6			6	6			2		1		
	458	5	3	1	1	5			4	4			1		3	8500	
	459	8	6	2		8			8	8			2		4	8950	
	460	4	2		2	4			2	2					2		
	461	4	4			4			4	4					4	6975	
	462	10	6	3		10	2	1	9	9			3	76.66	5	6400	
	463	6	5	1		6			6	6			1		4	6125	
	464	6	4	2		6			6	6			2		4	8475	
	465	8	4		1	8			6	6			1		5	10000	
	466	3	3			3			3	3					3	8333	
	467	33	13	17	3	32	2		30	28			18	44.55	5	9400	
	468	12	11	1		12			12	12			1		11	7818	
	469	19	12	4	1	19			16	14			5	41.40	8	7437	
	470	14	8	6		14			14	12			6	48.00	5	11060	
	471	12	8	4		11			12	12			4	58.75	6	9166	
	472	33	15	14	2	33	2		29	28	1		15	45.53	10	7450	
	473	12	6	5	1	12			11	11			6	48.33	4	17750	
	474	10	6	4		10			10	10			4	42.50	5	5200	
	475	19	8	10	1	19			18	18			11	43.90	6	6166	
	476	66	20	38	6	66	19	1	58	58	2		42	39.97	6	6500	
	477	32	13	15		26	5	3	28	25		1	15	29.33	11	5681	
	478	15	6	9		14	5	4	15	15		14	9	32.55	6	2833	
	479	37	18	19		36	33	33	37	37	2	37	19	19.26	18	1750	
	483	1															
	484	1															
	485	20	1	14	1	18			15	15	1		15	54.40	1		
	486	35	3	29	1	33	1		32	30	2		27	45.25			
	487	3	1	2		3			3	3			1				
	488	47	5	29	2	37			34	34	3		28	99.28	3	20000	
	489	17	3	7	1	17	4		10	10	1		7	41.28	2		
	490	58	10	42	6	49	8		52	45			44	42.25	1		
	491	6	1	5		6			6	6			5	43.00			
	492	14	7	7		12	6	3	14	13	6	1	3	60.00	1		
	493	2															
	496	26	10	16		25	22	20	26	25			16	22.37	8	3012	
	497	10	7	3		9			10	10	1	26	3	16.66	5	3360	
	498	18	6	9		15	6	6	15	13		9	9	45.55	6	6500	
	499	18	10	8		18			18	18			6	39.66	7	6857	
	500	5	4	1		5	1		5	5			1		2		
	501	9	2	7		8			9	9			7	35.85	1		
	502	21	9	11	1	20	3	1	20	20			12	59.58	3	6466	
	503	26	13	10	3	26			23	23			13	44.46	6	7833	
	504	34	10	24		32			34	33			24	47.79	6	5500	
	505	23	9	14		22			23	23			14	38.92	5	7300	
	506	26	10	14	1	25	2	1	24	22	1		15	45.93	6	6000	
	507	5	3	1	1	5			4	4			2		2		
	508	16	7	8	1	16	9	7	15	15		15	8	211.2	7	3200	

<sup>1</sup>For renter - occupied dwelling units and vacant nonseasonal not dilapidated units, for rent.  
<sup>2</sup>For owner - occupied dwelling units and vacant nonseasonal not dilapidated units, for sale only.

HOUSING—BLOCK STATISTICS

Table 3.—CHARACTERISTICS OF HOUSING FOR BLOCK AREAS, BY BLOCKS: 1950—Con.

Block area	Block	All dwelling units by occupancy and tenure					All dwelling units by condition and plumbing facilities			Occupied dwelling units				Contract monthly rent <sup>1</sup>		Value <sup>2</sup> of one-dwelling-unit structures	
		Total	Owner occupied	Renter occupied	Vacant non-seasonal not dilap., for rent or sale	Other vacant and non-resident	Number reporting	No private bath or dilap.	No running water or dilap.	Total	Persons per room	Occupied by non-white	Number reporting	Average monthly rent (dollars)	Number reporting	Average value (dollars)	
D	509	34	7	26		1	34	8	4	33	33	4	31	26	233.4	7	3,371
	510	16	5	11			15	4	3	16	15		11	11	41.81	3	3,000
	511	13	2	11		1	12	10		12	12	1	11	10	17.40	1	
	512	12	8	4			12	5	3	11	11		9	4	25.50	2	8,028
	513	5	3	2			4			5	5			2		7	
	514	47	13	19	7	8	36	5	1	32	31	1		25	53.68	7	7,742
	515	34	13	16	3	2	31	6		29	29			4	46.25		
	516	34	13	16	5	2	31	6	1	29	29			17	34.00	7	6,357
	517	23	9	9	5		23	5		18	18			13	42.00	5	5,280
	518	38	7	23	3	5	25	3	1	30	26			21	36.38	2	
	519	23	7	14	1	1	22	1		21	20			14	60.00	3	5,666
	520	59	13	43	3		58	31	2	56	56	5		45	35.71	6	12,166
	521	8	5	3			8	1		8	8			1		2	
	522	44	8	31	5	5	43	13		39	39	2		31	41.32	1	
	523	75	5	57		5	62	8		62	60	3		60	91.81	1	
	524	83	7	53	1	10	83	3		60	60	3		64	41.53	2	
	525	71	7	43	1	6	71	3	1	50	49	3		54	34.98	2	
	526	93	10	61	1	10	92	3		71	70	2		73	35.30	2	
	527	61	12	45		4	57	3	2	57	55	3		39	34.41	3	16,000
	528	142	17	121		4	139	25	2	138	136	1		115	45.52	7	11,571
	529	48	10	32	3	3	42	21	13	42	38			31	29.80	2	
	530	68	11	55	1	1	65	18		66	64	5		52	35.75		
	531	42	8	29	2	3	42	12	1	37	37			30	41.26	1	
	532	45	10	28		7	43	8		38	38	1		28	41.00	3	8,333
	533	18	10	8			18	2		18	18	3		8	35.00	7	9,857
	534	46	17	29			45	22		46	46	1		28	36.10	7	8,871
	535	33	11	20	2		33	8	3	31	31			22	43.27	6	11,333
	536	33	12	21			33	7		33	33	3		21	38.85	9	7,411
	537	50	7	41	1	1	49	9	2	48	48	1		42	43.00	4	6,825
	538	60	13	45	1	1	58	11	2	58	58			46	38.00	1	
	539	45	8	31	6		45	2		39	39	1		36	43.25	1	
	540	68	6	49	11	2	67	17		55	55	2		59	37.42	1	
	541	41	10	26	5		41	6		36	36			30	33.03	6	7,000
	542	27	5	22			26	2	2	27	27	1	14	22	32.40	5	2,280
	543	3	3	2			3	2		3	3	1	3	2		1	
	544	17	10	7			17	8	6	17	17		17	7	29.42	9	1,922
	545	4	2	2			4	4	3	4	4	1		2		1	
	546	22	7	11	1	3	22	7	7	18	18	1		12	38.16	6	5,516
	547	23	6	15	2		23			21	21	1		17	36.70	4	11,500
	548	42	11	28	3		41	3		39	39			31	48.90	7	6,714
	549	3	3	3			3	1		3	3			3	41.66		
	550	22	15	6	1		22	2		21	21			6	48.16	11	7,500
	551	28	8	19	1		27	7		27	27			18	42.16	6	6,000
	552	8	5	3			7	3		8	8			3	41.33	4	5,500
	553	10	9	1			10	2		10	10			1		8	7,312
	554	10	7	2	1		10		2	9	9			2		7	6,857
	555	2	2	3			5			5	5			3	42.66	1	
	556	3	1	2			3	2	1	3	3	1	2	2		1	
	557	5	1	4			5	4	4	5	5		5	4	10.00	1	
	558	7	3	4			7	4	2	7	7	1	6	4	22.50	3	3,500
	559	20	11	9			20	5		20	20		19	8	26.50	7	3,857
	560	13	7	6			13	4	2	13	13	1	8	6	31.66	6	6,166
	561	46	14	27	5		45	1		41	41			32	41.56	7	10,142
	562	57	16	28	2	11	57	12		44	44	2		29	40.55	7	9,785
	563	49	21	18	9	1	49	8		39	39			26	41.19	9	7,411
	564	56	14	28	1	2	54	15		42	42	1	1	40	43.60	7	11,642
	565	27	11	12		4	23	7	2	23	23			12	34.00	4	10,125
	566	19	10	7		2	19	2	2	17	17			7	37.85	6	9,833
	567	26	7	13		6	24	11		20	20			13	42.69	5	8,600
	568	20	6	8		6	14	4		14	11			7	39.00	2	
569	11	3	5		3	10	5		8	8			5	42.00	1		
570	63	13	45	4	1	63	9	1	58	57	5	1	46	43.65	3	9,000	
571	44	6	35	2	1	43	2		41	41	2		36	37.58	1		
572	32	7	21	2	2	29	12	1	28	26	4		20	38.30			
573	66	12	49	5	2	65	21	2	61	61	3		50	40.96			
574	24	4	13	7		18	2		17	17			20	38.10	2		
575	88	18	53	15	2	82	6	1	71	67	1		61	67.68	4	17,625	
576	65	6	49	10		65	6		55	55	1	1	56	71.94	1		
577	61	11	35	11	4	61	11		46	46			41	46.56	1		
578	15	13	2			15	15		15	15			2		11	11,000	
579	15	7	5	1	2	14	12		12	12			5	41.00	2		
580	17	4	13			17	5		17	17	1		13	43.38	1		
581	28	7	14	5	2	27	6		21	21			17	40.11	2		
582	50	8	39		3	40	1		47	45			37	56.37	2		
583	11	5	6			11	11		11	11			4	51.25	3	6,500	
584	38	14	16	8	2	38	7		30	30			24	34.79	4	10,375	
585	22	7	7	6	2	22	2		14	14			13	40.00	2		
586	10	6	3		1	10			9	9			3	71.00	5	10,800	
587	17	8	8		1	17	1		16	16	2		8	40.75	5	8,800	
588	33	16	17			31	17	12	33	32		14	16	27.75	15	3,746	
589	27	24	3			27	20	4	27	27	3	26	3	20.00	24	2,458	
590	12	6	6			12	12		12	12			6	61.66	3	6,500	
591	12	4	5	3		12			9	9			8	66.12	3	36,000	
592	9	5	4			9			9	9			4	33.50	4	5,625	

<sup>1</sup>For renter - occupied dwelling units and vacant nonseasonal not dilapidated units, for rent.  
<sup>2</sup>For owner - occupied dwelling units and vacant nonseasonal not dilapidated units, for sale only.

Table 3.—CHARACTERISTICS OF HOUSING FOR BLOCK AREAS, BY BLOCKS: 1950—Con.

Block area	Block	All dwelling units by occupancy and tenure					All dwelling units by condition and plumbing facilities			Occupied dwelling units			Contract monthly rent <sup>1</sup>		Value <sup>2</sup> of one-dwelling-unit structures		
		Total	Owner occupied	Renter occupied	Vacant non-seasonal not dilap., for rent or sale	Other vacant and non-resident	Number reporting	No private bath or dilap.	No running water or dilap.	Total	Persons per room		Occupied by non-white	Number reporting	Average monthly rent (dollars)	Number reporting	Average value (dollars)
											Number reporting	1.51 or more					
0	601	7	3	4		7	4	5	7	7		6	3	2 4.00	2		
	605	21	5	16		19	15	5	21	21	2	1.9	16	1 4.18	5	4 300	
	606	24	8	14	2	24	4		22	22		6	15	4 1.40	5	4 600	
	607	18	5	12		17	1	1	17	17			12	4 2.50	3	9 333	
	608	12	8	4		11	2		12	12		1	4	4 1.25	6	6 333	
	609	10	7	2	1	10			9	9			2		6	6	
	610	10	2	7		8			9	9			7	6 0.42	2		
	611	63	2	51	7	63			53	51			56	4 4.28	2		
	612	7	5	2		7			7	7			2		5	6 200	
	613	14	4	10		14			14	14		1	10	5 7.50	3	9 000	
	614	4	3	1		3	3	1	4	4		3	1		3	2 400	
	616	2															
	617	6	6			6	1		6	6		1			6	6 750	
	618	7		1		7			7	7			1		4	8 000	
	619	5	4	1		5			5	5			1		3	7 666	
	620	4	4			4			4	4					4	6 275	
	621	5	4	3		5			5	5			3	4 6.66	1		
	626	10	8	2		10			10	10			2		7	8 571	
	627	6	3	3		6			6	6			3	4 6.66	2		
	628	25	16	9		25	4		25	25			9	5 6.44	11	8 636	
	629	25	16	9		24			25	24			7	3 7.57	10	8 600	
	630	13	9	9	3	25			22	22			11	5 1.36	6	9 250	
	631	39	14	19	6	35			33	33			21	4 4.38	5	7 900	
	632	38	8	24	1	35	2		32	32			24	4 6.70	1		
	633	34	11	20	3	32	3		31	31			22	4 7.40	3	10 687	
	634	34	6	27	1	34	3		33	33		3	28	4 4.28	8	11 666	
	635	18	6	12		18			18	18		1	12	5 9.33	3	10 166	
	636	15	5	9	1	15	3	1	14	14			10	4 7.80	2		
	637	8	5	2	1	8	2		7	7			3	3 7.66	3	11 166	
	638	14	6	6	2	10			12	12			7	4 1.00	5	13 600	
	639	18	2	15		18	2		17	17			15	3 8.40	1		
	641	1															
	643	21	14	6	1	21	2		20	20			6	5 0.33	10	17 750	
	644	16	12	2	2	16	2		14	13			4	5 0.00	10	13 050	
	645	10	7	2	1	10			9	8			3	6 0.00	6	13 416	
	646	16	9	4		16			13	13		1	4	5 1.25	8	12 875	
	647	25	15	5		19			20	20			4	5 1.50	12	13 458	
	648	9	7		2	9			7	6			4		6	12 083	
	649	21	10	7	1	21	1		17	17			7	5 5.71	6	11 333	
	650	31	7	23	1	31	2	2	30	30			23	5 2.82	4	10 625	
	651	4	4			4			4	4					4	7 000	
	652	8	4	4		8			8	8			3	5 4.00	2		
	653	23	8	13	1	19	2	1	21	17			13	5 0.15	7	7 514	
	654	40	25	12	3	37	5	3	37	32		1	14	4 4.64	17	6 852	
	655	8	6	2		6			8	7			5		6	10 900	
	657	41	8	27	6	36	23	2	35	30		6	28	3 6.00	5	7 500	
	658	16	6	9	1	15	2	2	15	14		2	10	4 0.80	3	5 766	
	660	6	6			6			6	6					6	7 750	
	661	17	12	4	1	15	1	1	16	16			3	4 3.00	9	9 833	
	662	19	11	6	2	16			17	15			6	5 6.16	8	7 437	
	663	15	12	2	1	14			14	13			3	4 4.00	9	11 277	
	664	17	10	7		14			17	16			6	5 5.83	8	9 687	
	665	12	9	3		11			12	10		1	7	6 0.00	7	8 257	
	666	3	1	2		1			3	2			2		2		
	667	41	18	22	1	40	1	1	40	40		1	21	4 9.23	11	8 918	
	668	79	25	48	3	78	3	2	73	72			49	4 6.14	13	11 423	
	669	29	15	13	1	29			28	28			13	5 7.30	9	13 666	
	670	29	15	12		29	1	1	27	27			9	4 6.00	9	13 666	
	671	25	18	2	1	21			20	19			3	4 7.00	16	15 937	
	672	15	14			13	1	1	14	13			13		13	14 653	
	673	32	21	7		29			28	28			5	7 9.00	16	16 931	
	674	56	41	12		53	1	1	53	52			9	5 1.22	35	17 228	
	675	23	18	3	1	23			21	20			3	3 6.66	11	21 681	
	676	7	4	1		7			5	5					4	2 625	
	677	9	6	3		6			6	5					5	17 600	
	678	10	8	1		9			9	9			1		8	20 875	
	679	10	6	3		10			9	9			2		2		
	680	34	11	18	4	34			29	29			22	4 7.63	4	14 875	
	681	40	12	27	1	38	2	2	39	38		1	26	9 7.57	2		
	682	55	19	31	5	50	8	3	50	46		1	34	4 5.61	8	12 812	
	683	31	18	10	1	31			28	28			11	5 0.45	9	16 888	
	684	39	9	23	7	39			32	32			28	5 0.35	4	9 375	
	685	30	15	13	2	30	1	1	28	28			14	5 7.00	9	9 388	
	686	29	14	13	2	29			27	27			14	4 8.71	6	8 583	
	687	7	2	5		7			7	7		1	4	5 2.50	2		
	688	4	2	2		4			4	4			2		2		
	689	17	12	5		15			17	15			5	5 3.00	6	7 750	
	690	20	17	3		20			20	20			3	3 5.00	14	9 035	
	691	42	16	22	3	42			38	38			23	5 0.65	8	9 812	
	692	28	11	16	1	27			27	27			16	4 2.50	8	8 625	
	693	42	18	23	1	42	2	2	41	41			24	5 1.16	11	10 363	
	694	32	15	14	1	31	2	1	29	29			15	5 5.33	7	8 571	
	695	23	8	10	2	23			18	18			11	5 8.90	5	16 300	
	696	1															
	697	13	5	6	1	12			11	11			7	5 3.28	7		
	698	38	18	17	3	38			35	35			20	5 1.70	10	11 400	
	699	75	16	56	2	74	16		72	71		6	56	3 9.60	12	8 125	

<sup>1</sup>For renter - occupied dwelling units and vacant nonseasonal not dilapidated units, for rent.<sup>2</sup>For owner - occupied dwelling units and vacant nonseasonal not dilapidated units, for sale only.

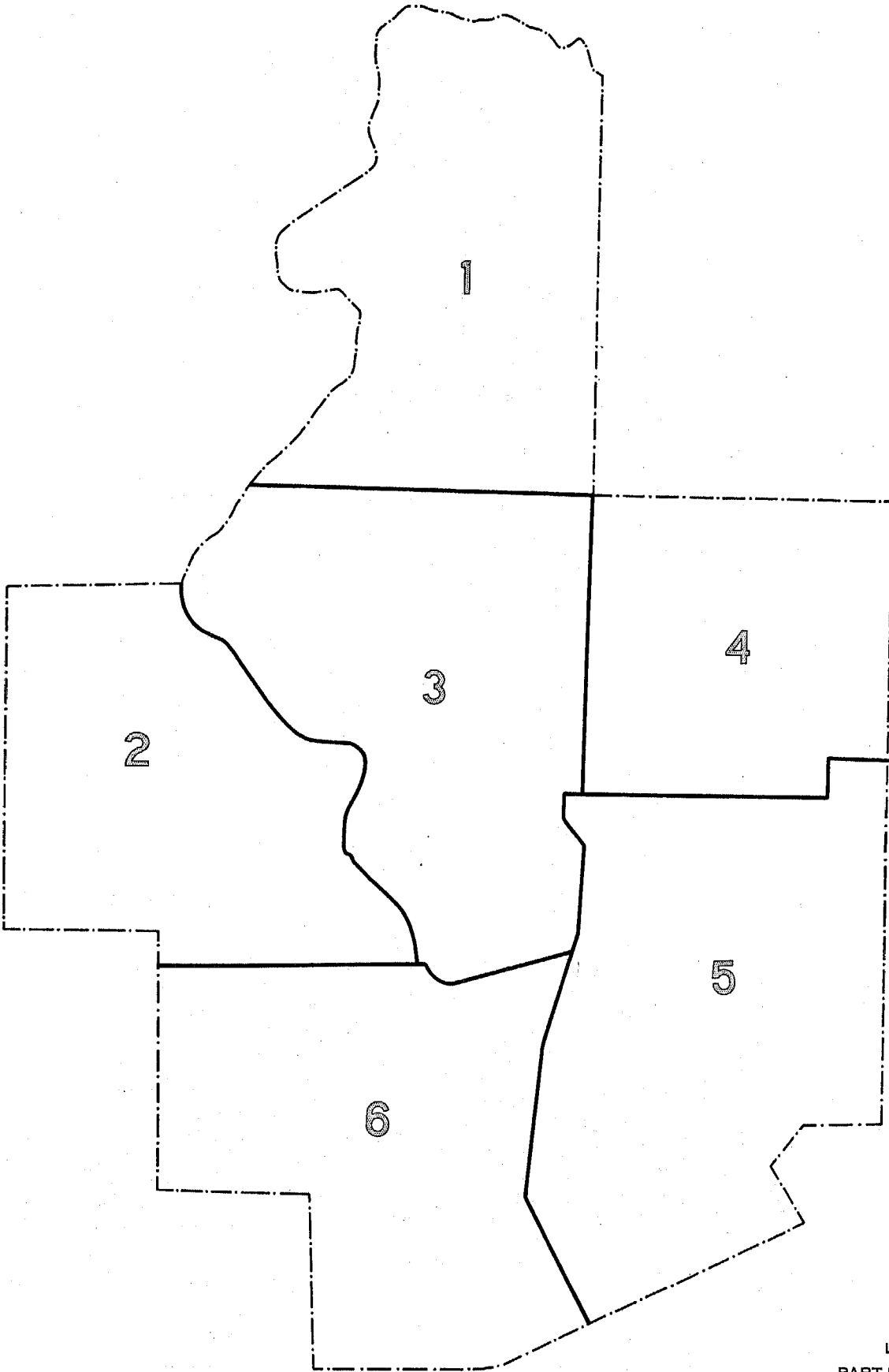
## HOUSING—BLOCK STATISTICS

Table 3.—CHARACTERISTICS OF HOUSING FOR BLOCK AREAS, BY BLOCKS: 1950—Con.

Block area	Block	All dwelling units by occupancy and tenure					All dwelling units by condition and plumbing facilities			Occupied dwelling units			Contract monthly rent <sup>1</sup>		Value <sup>2</sup> of one-dwelling-unit structures		
		Total	Owner occupied	Renter occupied	Vacant non-seasonal not dilap., for rent or sale	Other vacant and non-resident	Number reporting	No private bath or dilap.	No running water or dilap.	Total	Persons per room		Occupied by non-white	Number reporting	Average monthly rent (dollars)	Number reporting	Average value (dollars)
											Number reporting	1.51 or more					
D	700	51	13	37		1			50	49			36	44.94	10	12,400	
	701	50	11	35	2	2			46	46			36	60.38	7	10,214	
	704	63	18	38	7				56	55			41	54.02	12	11,041	
	705	27	18	9			1	1	27	27			9	48.88	12	15,916	
	706	14	9	2	2	1			14	11			4	53.75	5	11,500	
	707	13	12	1	1				13	12			1		9	16,055	
	708	8	5	3					8	7		1	3	45.00	3	30,333	
	709	56	8	47	1			2	55	54			47	52.97	3	71,666	
	710	20	16	4					20	20			4	58.75	10	11,300	
	711	109	9	88	7	5			99	91			91	77.41	4	15,250	

<sup>1</sup>For renter - occupied dwelling units and vacant nonseasonal not dilapidated units, for rent.<sup>2</sup>For owner - occupied dwelling units and vacant nonseasonal not dilapidated units, for sale only.

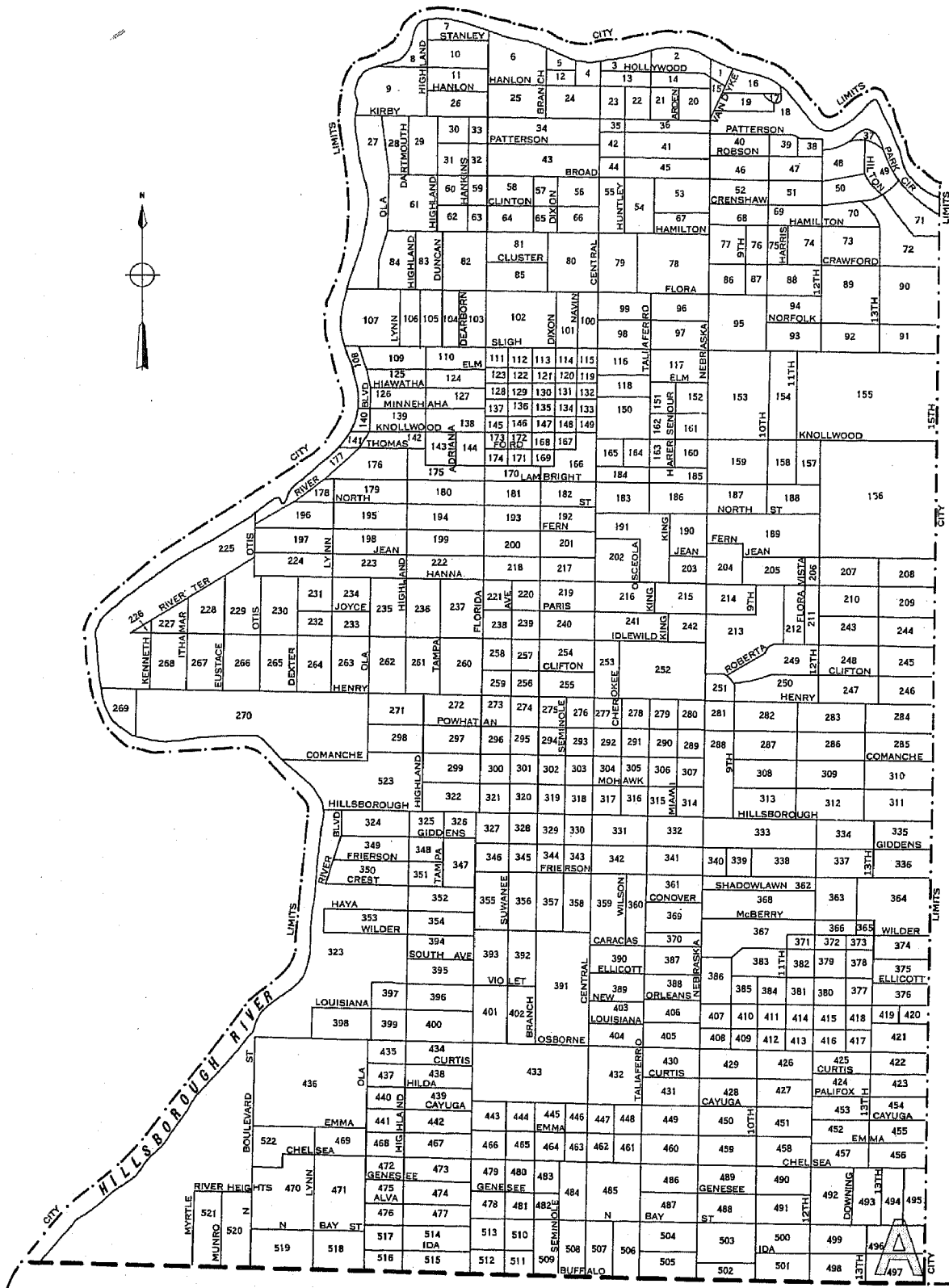
TAMPA, FLORIDA, 1950  
KEY MAP



LEGEND  
PART NUMBER 1

# TAMPA, FLORIDA, BY BLOCKS: 1950

PART I OF 6 PARTS



PART 3 ADJOINS



LEGEND

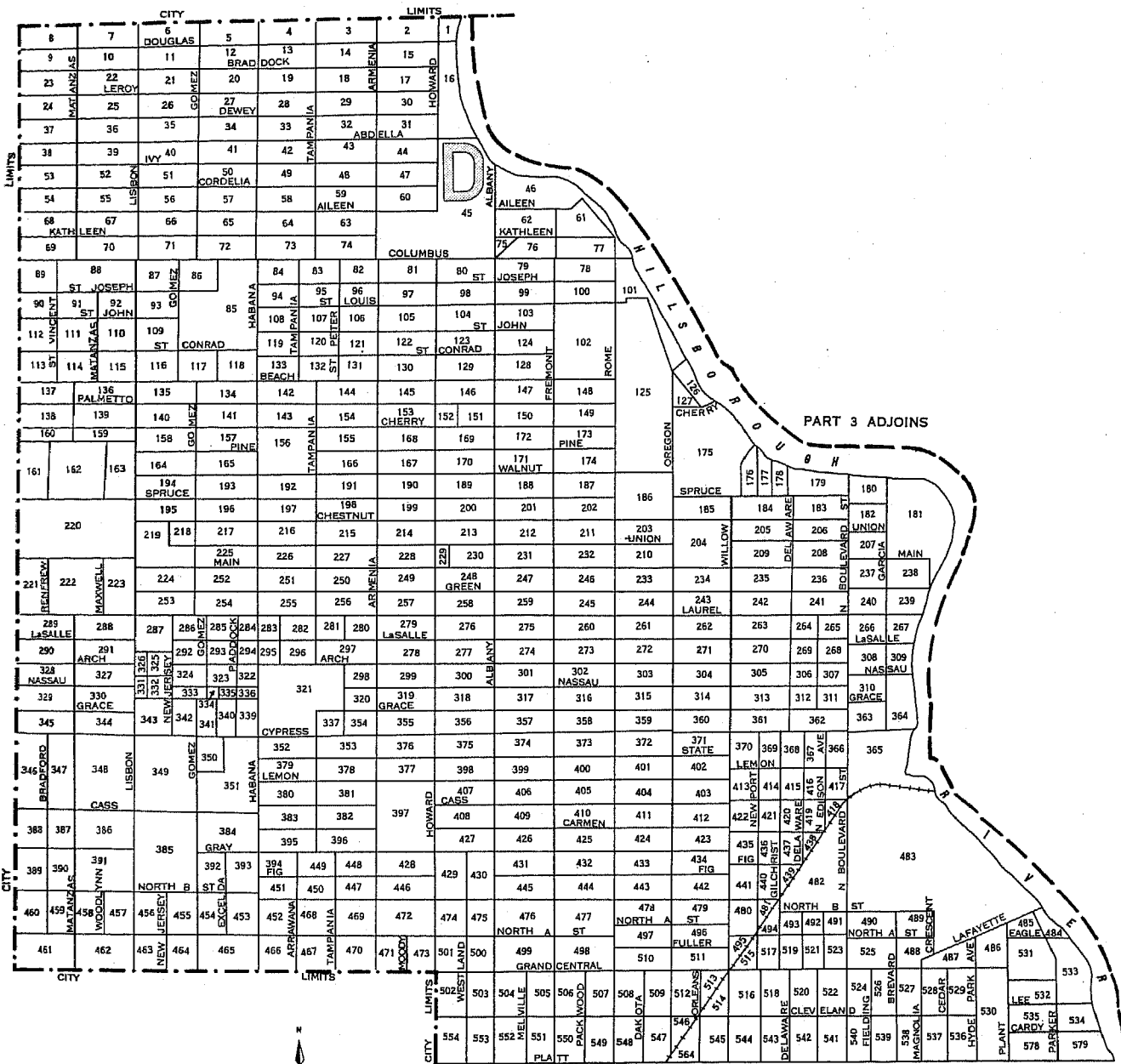
- BLOCK NUMBERS
- BLOCK AREA LETTERS
- BLOCK AREA BOUNDARIES
- U.S. DEPARTMENT OF COMMERCE, BUREAU OF THE CENSUS





# TAMPA, FLORIDA, BY BLOCKS: 1950

PART 2 OF 6 PARTS



PART 6 ADJOINS



LEGEND

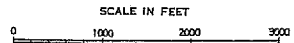
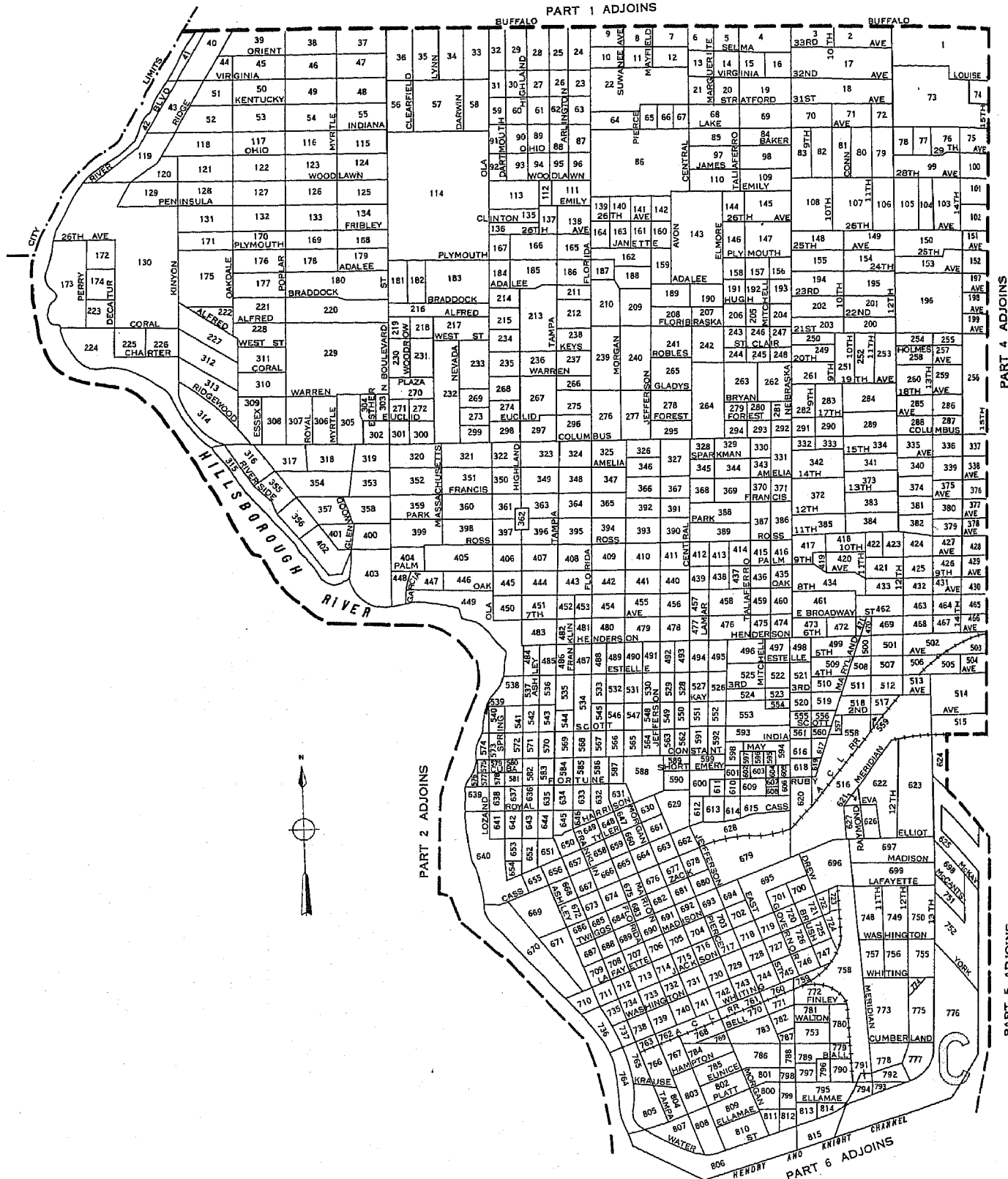
- BLOCK NUMBERS
- BLOCK AREA LETTERS
- BLOCK AREA BOUNDARIES
- U.S. DEPARTMENT OF COMMERCE, BUREAU OF THE CENSUS



TAMPA, FLORIDA, BY BLOCKS: 1950

PART 3 OF 6 PARTS

PART 1 ADJOINS



LEGEND

BLOCK NUMBERS

BLOCK AREA LETTERS

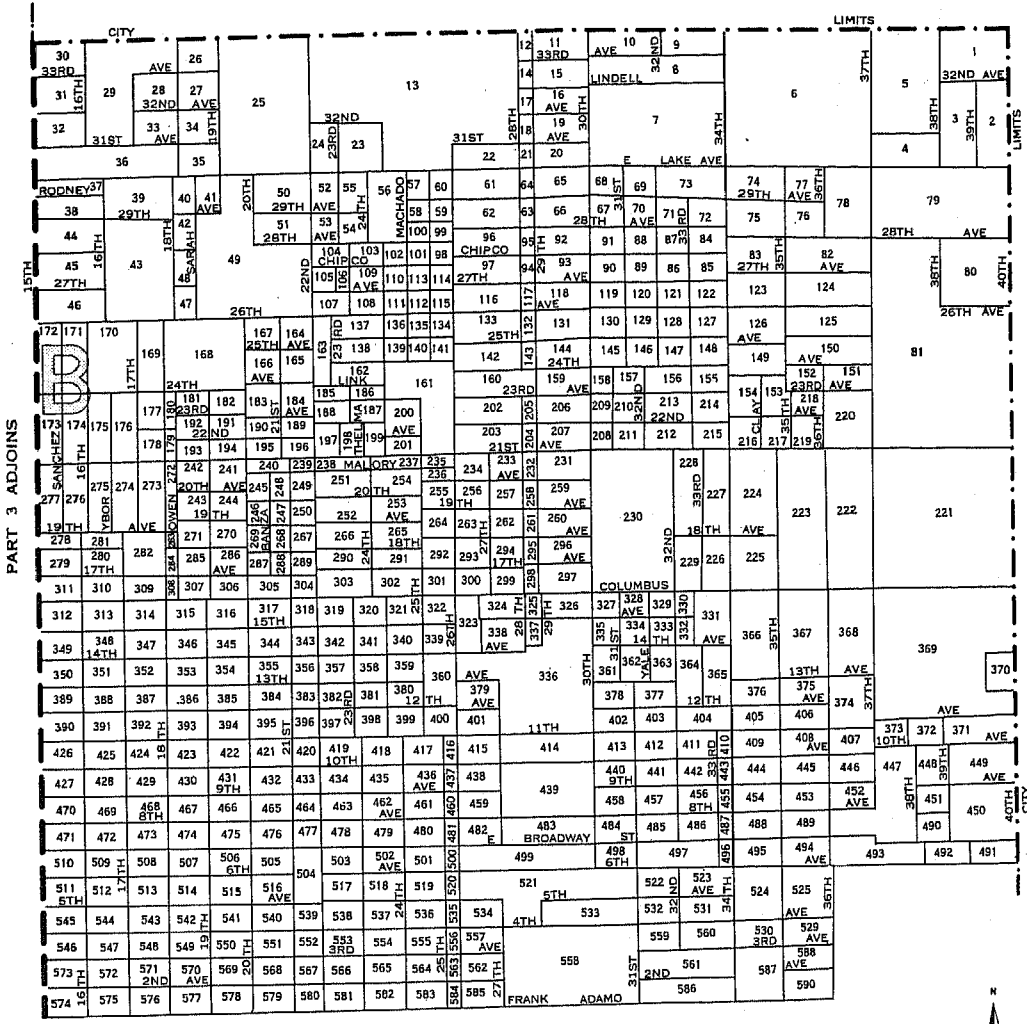
BLOCK AREA BOUNDARIES

U.S. DEPARTMENT OF COMMERCE, BUREAU OF THE CENSUS



# TAMPA, FLORIDA, BY BLOCKS: 1950

## PART 4 OF 6 PARTS



PART 5 ADJOINS

SCALE IN FEET



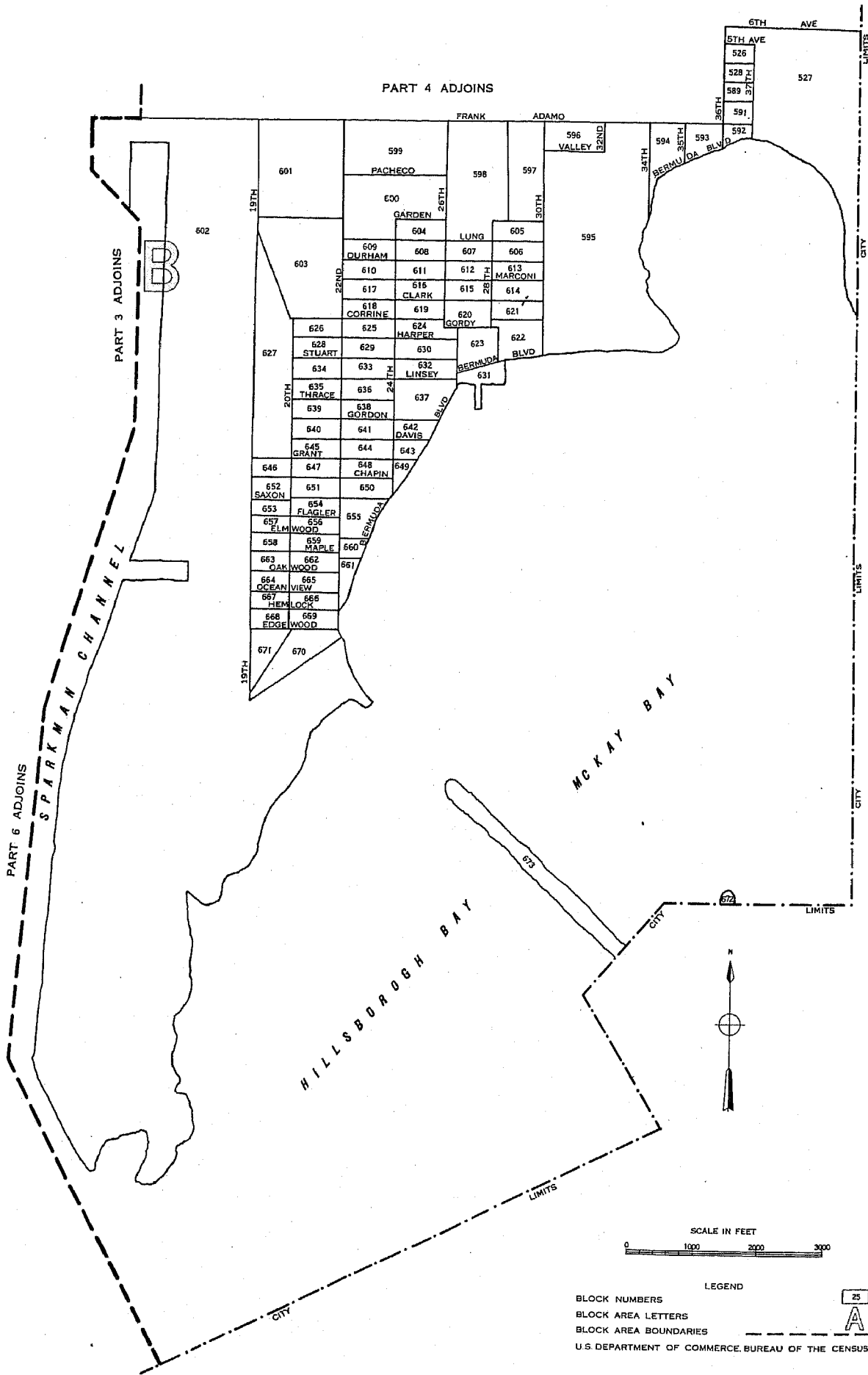
LEGEND

- BLOCK NUMBERS
- BLOCK AREA LETTERS
- BLOCK AREA BOUNDARIES
- U.S. DEPARTMENT OF COMMERCE, BUREAU OF THE CENSUS



TAMPA, FLORIDA, BY BLOCKS: 1950

PART 5 OF 6 PARTS



TAMPA, FLORIDA, BY BLOCKS: 1950

PART 6 OF 6 PARTS

PART 2 ADJOINS

PART 3 ADJOINS



SCALE IN FEET



LEGEND

- BLOCK NUMBERS
- BLOCK AREA LETTERS
- BLOCK AREA BOUNDARIES

25



U.S. DEPARTMENT OF COMMERCE, BUREAU OF THE CENSUS