


1950 UNITED STATES CENSUS OF HOUSING

U. S. DEPARTMENT OF COMMERCE • BUREAU OF THE CENSUS



TRENTON, N. J.

**BLOCK
STATISTICS**

U. S. CENSUS OF HOUSING: 1950

Volume

- I General Characteristics
- II Nonfarm Housing Characteristics
- III Farm Housing Characteristics
- IV Residential Financing
- V Block Statistics

Housing statistics for census tracts are to be included in the Population reports on census tracts.

U. S. CENSUS OF POPULATION: 1950

Volume

- I Number of Inhabitants
- II Characteristics of the Population

Succeeding volumes will cover the following subjects:

Census Tracts, Nativity and Parentage, Nonwhite Population by Race, Persons of Spanish Surname, Institutional Population, Differential Fertility, Labor Force Characteristics, Occupation, Industry, Income, Internal Migration, Education, Characteristics of Families and Households.

CORRECTIONS

U. S. Bureau of the Census. U. S. Census of Housing: 1950

Volume V, Block Statistics,

Part 196, Trenton, New Jersey

The following table shows the corrected data for tracts 15 and 24 in tables 2 and 3 of the bulletin. The figures shown in parenthesis are the uncorrected data as originally shown.

Subject	Table 2		Table 3	
	Tract 15	Tract 24	Tract 15 Block number not reported	Tract 24 Block No. 1
ALL DWELLING UNITS BY OCCUPANCY AND TENURE				
Total.....	1,266 (1,254)	4 (16)	12	4 (16)
Owner occupied.....	726 (726)
Renter occupied.....	526 (514)	4 (16)	12	4 (16)
Vacant nonseasonal not dilap. for rent or sale.....	7 (7)
Other vacant and nonresident.....	7 (7)
ALL DWELLING UNITS BY CONDITION AND PLUMBING FACILITIES				
Number reporting.....	1,258 (1,246)	4 (15)	12	4 (16)
No private bath or dilap.....	336 (336)
No running water or dilap.....	179 (179)
OCCUPIED DWELLING UNITS				
Total.....	1,252 (1,240)	4 (16)	12	4 (16)
Persons per room:				
Number reporting.....	1,249 (1,237)	4 (16)	12	4 (16)
1.51 or more.....	61 (61)
Occupied by nonwhite.....	590 (577)	... (13)	12	... (13)
CONTRACT MONTHLY RENT¹				
Number reporting.....	509 (506)	1 (4)	3	1 (4)
Average monthly rent.....dollars..	33.59 (33.39)	... (68.00)	68.00	... (68.00)
VALUE² OF 1-DWELLING-UNIT STRUCTURES				
Number reporting.....	590 (590)
Average value.....dollars..	4,622 (4,622)

¹ For renter-occupied dwelling units and vacant nonseasonal not dilapidated units, for rent.

² For owner-occupied dwelling units and vacant nonseasonal not dilapidated units, for sale only.

UNITED STATES CENSUS of HOUSING : 1950
U. S. DEPARTMENT OF COMMERCE
CHARLES SAWYER, Secretary

BUREAU OF THE CENSUS
ROY V. PEEL, Director



BLOCK STATISTICS


TRENTON
NEW JERSEY

Prepared under the supervision of
Howard G. Brunsman, Chief
Population and Housing Division

1950 HOUSING CENSUS REPORT
VOLUME V, PART 196

UNITED STATES GOVERNMENT PRINTING OFFICE 1951

BLOCKS • CENSUS TRACTS





BUREAU OF THE CENSUS

ROY V. PEEL, *Director*

A. ROSS ECKLER, *Deputy Director*

HOWARD C. GRIEVES, *Assistant Director*

CONRAD TAEUBER, *Assistant Director*

MORRIS H. HANSEN, *Assistant Director for Statistical Standards*

ROBERT Y. PHILLIPS, *Assistant Director for Operations*

CALVERT L. DEDRICK, *Coordinator, International Statistics*

FRANK R. WILSON, *Information Assistant to the Director*

Population and Housing Division—

HOWARD G. BRUNSMAN, *Chief*

WAYNE F. DAUGHERTY, *Assistant Chief for Housing*

ROBERT B. VOIGHT, *Assistant Chief for Operations*

HENRY S. SHRYOCK, JR., *Assistant Chief for Population*

EDWIN D. GOLDFIELD, *Program Coordinator*

Quality and Equipment Statistics—ROBERT C. HAMER, *Chief*

Inventory Statistics—CARL A. S. COAN, *Chief*

Developmental Programs—J. HUGH ROSE, *Chief*

Residential Financing—JUNIA H. HONNOLD, *Chief*

Territories and Possessions—JOEL WILLIAMS, *Chief*

Statistical Sampling—JOSEPH STEINBERG, *Chief*

Statistical Procedure—MORTON A. MEYER, *Chief*

Processing Operations—MILTON D. LIEBERMAN, *Chief*

Administrative Service Division—WALTER L. KEHRRES, *Chief*

Agriculture Division—RAY HURLEY, *Chief*

Budget Officer—CHARLES H. ALEXANDER

Business Division—HARVEY KAILIN, *Acting Chief*

Field Division—LOWELL T. GALT, *Chief*

Foreign Trade Division—J. EDWARD ELY, *Chief*

Geography Division—CLARENCE E. BATSCHELET, *Chief*

Governments Division—ALLEN D. MANVEL, *Chief*

Industry Division—MAXWELL R. CONKLIN, *Chief*

Machine Tabulation Division—C. F. VAN AKEN, *Chief*

Personnel Division—HELEN D. ALMON, *Chief*

SUGGESTED IDENTIFICATION

U. S. Bureau of the Census. *U. S. Census of Housing: 1950. Vol. V, Block Statistics, Part 196.*
U. S. Government Printing Office, Washington, D. C., 1952.

For sale by the Superintendent of Documents, U. S. Government Printing Office, Washington 25, D. C.,
or any of the Field Offices of the Department of Commerce - Price 15 cents

PREFACE

This report presents statistics on characteristics of dwelling units by blocks for the city. The tabulations are based on data from the 1950 Census of Housing, taken as of April 1, 1950. Authorization for the 1950 Census of Housing as part of the Seventeenth Decennial Census was provided by the Housing Act of 1949, approved July 15, 1949.

The major portion of the information compiled from the 1950 Census of Housing appears in Volume I, *General Characteristics*; Volume II, *Nonfarm Housing Characteristics*; Volume III, *Farm Housing Characteristics*; Volume IV, *Residential Financing*; and Volume V, *Block Statistics*. Volume V consists of separate reports, issued as bulletins for each of the 209 cities which in 1940 or in a subsequent census had a population of 50,000 or more. These reports will not be bound into a single publication.

The subjects covered in both the 1950 and 1940 reports on characteristics of dwelling units by blocks are substantially similar.

This report was prepared under the direction of Howard G. Brunsman, Chief, Population and Housing Division, and Wayne F. Daugherty, Assistant Chief for Housing. Robert C. Hamer, Chief, Quality and Equipment Statistics Section, was in charge of coordinating the content and the format of the report with assistance from Carl A. S. Coan, Chief, Inventory Statistics Section; Floyd D. McNaughton, Chief, Equipment and Facilities Unit; Beulah Washabaugh, Chief, Tenure and Vacancy Unit; and Walter A. Hines. The compilation of the statistics was under the supervision of Robert B. Voight, Assistant Chief for Operations.

The collection of the information on which these statistics are based was under the supervision of Lowell T. Galt, Chief, Field Division. The geographic work, including the assignment of all block numbers and the preparation of maps, was under the supervision of Clarence E. Batschelet, Chief, Geography Division. The data were tabulated under the supervision of C. F. Van Aken, Chief, Machine Tabulation Division.

January 1952.

TRENTON, N. J.

CONTENTS

INTRODUCTION

	Page		Page
General.....	1	Definitions and explanations—Continued	
Related reports.....	1	Condition and plumbing facilities.....	2
Census tracts.....	1	Persons per room.....	2
Use of data.....	1	Color of occupants.....	2
Comparability with 1940 Housing Census data.....	1	Contract monthly rent.....	2
Definitions and explanations.....	1	Value of one-dwelling-unit structures.....	2
Dwelling unit.....	1	Number reporting.....	2
Occupancy and tenure.....	2	Block identification.....	2

TABLES

	Page
Table 1.—Characteristics of housing for the city: 1950.....	1
Table 2.—Characteristics of housing by census tracts: 1950.....	2
Table 3.—Characteristics of housing for census tracts, by blocks: 1950.....	2

Map of city, by blocks, appears following last page of tables.

BLOCK STATISTICS

INTRODUCTION

GENERAL

Volume V of the Reports on Housing consists of a separate report for each of the 209 cities which in 1940, or in a subsequent census prior to 1950, had a population of 50,000 or more. Each report presents for the city, by blocks, tabulations for a limited number of subjects obtained in the Census of Housing. The subjects in these reports are similar to those in the block statistics supplements to Volume I of the reports of the 1940 Census of Housing. The subjects in this report present the number of dwelling units classified by occupancy and tenure, condition and plumbing facilities, persons per room, color of occupants, average contract monthly rent of renter-occupied and selected vacant units, and the average value of one-dwelling-unit owner-occupied and selected vacant structures. In table 1, the statistics for these subjects are summarized for the city. Table 2 contains the statistics for census tracts. In table 3, the data are presented by blocks within census tracts. Maps identifying the location of each block and the census tract boundaries are a part of this report.

Related reports.—Related statistics for this city are contained in the Reports on Housing, Volume I, *General Characteristics*; and in the Reports on Population, Volume I, *Number of Inhabitants*, and Volume II, *Characteristics of the Population*.

The Reports on Housing for each State in Volume I present data on the characteristics of dwelling units for the State by residence (urban, rural nonfarm, and rural farm), for standard metropolitan areas, urbanized areas, counties, for urban places, places of 1,000 to 2,500 inhabitants, and rural-nonfarm and rural-farm dwelling units for each county. Each report includes the following subjects: occupancy, tenure, race of occupants, type of structure, year built, condition and plumbing facilities, water supply, toilet and bathing facilities, number of rooms, number of persons, persons per room, electric lighting, heating equipment, heating and cooking fuels, refrigeration equipment, kitchen sink, radio, television, and, for nonfarm units, the contract monthly rent, gross monthly rent, and value of one-dwelling-unit structures.

Volume I of the Reports on Population shows the 1950 population of each county and of each minor civil division within the county. It also contains figures for each incorporated place, for each unincorporated place with 1,000 or more inhabitants, and for incorporated places of 5,000 or more by wards. A special series of tables presents data for each urbanized area giving the incorporated places and portions of minor civil divisions within it.

Volume II of the 1950 Population Reports contains statistics on the general characteristics of the population. Chapter A of this volume repeats the figures on number of inhabitants as shown in Volume I; Chapter B presents demographic, economic, and social characteristics of the population; and Chapter C gives more detailed cross-classifications for States and large cities and standard metropolitan areas.

Census tracts.—Census tracts are small areas into which certain large cities have been subdivided for statistical and local administrative purposes. In most cases the tracts are permanently established, so that comparison may be made from census to census. The boundaries of tracts are established so as to include approximately equal numbers of inhabitants or equal areas; and each tract is designed to represent an area that is fairly

homogeneous in population characteristics. Although the tracted areas of some cities extend into the suburbs, the data shown in this report are restricted to the tracts within the corporate limits of the city.

Use of data.—The tabulation of housing characteristics for areas as small as city blocks provides descriptive material of considerable value for technical studies of housing in the city. The statistics will be useful in compiling totals for special types of areas that may be defined to meet the requirements of individual investigators. Users of the data should bear in mind that in practically all cases the data for a given block represent the work of only one enumerator. Consequently, housing characteristics for blocks are subject to a wider margin of error than is to be expected in the figures for tracts or wards which represent returns made by a number of enumerators. Misinterpretation of instructions by one enumerator may cause a significant bias in the statistics for a block even though it may have a negligible effect upon the figures for larger areas. In particular, the enumeration of "condition" depended to a considerable extent upon the judgment of the individual enumerator. Also, failure to indicate the correct block number for a significant number of dwelling units may introduce errors into the block data.

Comparability with 1940 Housing Census data.—In the 1940 Census of Housing, reports entitled "Block Statistics" were issued as supplements to the first series of Housing bulletins. These supplements consisted of separate reports for each of the 191 cities which had 50,000 inhabitants or more in 1930.

In the 1950 reports, the block numbers used are different, in most cases, from those used in the 1940 reports. Therefore, to compare 1940 and 1950 data for a given block, it is necessary to locate the block on the maps to obtain the corresponding 1940 and 1950 block numbers.

The subjects in both the 1940 and 1950 reports are substantially similar. However, data on number of structures, year built, and mortgage status have been omitted from the 1950 report. Furthermore, in the 1940 reports average contract or estimated monthly rent was reported for all dwelling units while in 1950 average contract monthly rent is reported for some, and average value for other, dwelling units.

DEFINITIONS AND EXPLANATIONS

More detailed and complete definitions are presented in Volume I of the Housing Reports.

Dwelling unit.—In general, a dwelling unit is a group of rooms or a single room, occupied or intended for occupancy as separate living quarters, by a family or other group of persons living together or by a person living alone.

A group of rooms, occupied or intended for occupancy as separate living quarters, is a dwelling unit if it has separate cooking equipment or a separate entrance. A single room, occupied or intended for occupancy as separate living quarters, is a dwelling unit if it has separate cooking equipment or if it constitutes the only living quarters in the structure. Also, each apartment in a regular apartment house is a dwelling unit even though it may not have separate cooking equipment. Excluded from the dwelling unit count are large rooming houses, institutions, dormitories, and transient hotels and tourists courts.

In the 1940 Census, a dwelling unit was defined as the living quarters occupied or intended for occupancy by one household.

A household consisted of a family or other group of persons living together with common housekeeping arrangements, or a person living entirely alone. However, the enumerator was not explicitly instructed to define rooms as dwelling units on the basis of cooking equipment or separate entrance.

The number of dwelling units in the 1950 Census may be regarded as comparable with the number of dwelling units in the 1940 Census. Some living quarters may have been classified as separate dwelling units in the one census and not in the other. Further, in the 1950 Census, living quarters with five or more lodgers were not tabulated as dwelling units; generally, such quarters were included in the 1940 dwelling unit count. However, the net effect of these changes is probably small.

Occupancy and tenure.—Dwelling units are classified by occupancy and tenure into four groups: owner-occupied; renter-occupied; vacant nonseasonal not dilapidated, for rent or sale; and other vacant and nonresident. A dwelling unit is classified as owner-occupied if it was owned wholly or in part by the head of the household or by some related member of his family living in the dwelling unit. All other occupied units are classified as renter-occupied whether or not cash rent was actually paid for living quarters. Rent-free units and living accommodations received in payment for services performed are thus included with the renter-occupied units.

A dwelling unit is considered vacant if no persons are living in it at the time of enumeration. New units not yet occupied were enumerated as vacant dwelling units if construction had proceeded to the extent that all the exterior windows and doors were installed and final usable floors were in place. The classification "Vacant nonseasonal not dilapidated, for rent or sale" is descriptive of the vacant dwelling units reported in this classification. "Other vacant and nonresident" units include all dilapidated and seasonal vacant units as well as the not dilapidated units which were not for rent or sale.

Because of changes in enumeration procedures, the counts of total vacant units in 1940 and 1950 are not strictly comparable. In 1940, vacant units were enumerated if they were habitable; units uninhabitable and beyond repair were excluded from the enumeration. In 1950, units were included regardless of condition if they were intended for occupancy as living quarters. Therefore, no comparison should be made between the data on "vacant nonseasonal not dilapidated, for rent or sale" units from the 1950 Census and data in the 1940 Census reports.

In both censuses, dwelling units occupied entirely by non-residents were included with vacant units not for rent or sale. Trailers, tents, houseboats, and railroad cars which were vacant were excluded from the dwelling unit inventory in both 1950 and 1940.

Condition and plumbing facilities.—Data on condition of a dwelling unit are shown in combination with data for selected plumbing facilities and are, therefore, limited to units for which both condition and plumbing facilities are reported. Plumbing facilities include water supply, toilet facilities, and bathing facilities.

The category "with private bath" includes those dwelling units reported with both a flush toilet and a bathtub or shower inside the structure for the exclusive use of the occupants of the unit. The category "no private bath" includes those dwelling units not having private flush toilet or not having private bathing facilities. The "no running water" category includes units with only piped running water outside the structure or with only other sources such as a hand pump.

A dwelling unit is "dilapidated" when it is run-down or neglected, or is of inadequate original construction, so that it does not provide adequate shelter or protection against the elements or it endangers the safety of the occupants.

Persons per room.—The number of persons per room has been computed for each occupied dwelling unit by dividing the number

of persons in the dwelling unit by the number of rooms in the dwelling unit. All persons enumerated in the Population Census as members of the household (including lodgers, servants, and other nonrelated persons) are counted in determining the number of persons that occupy the dwelling unit. The number of rooms in the dwelling unit includes all rooms available for living quarters throughout the year. Not counted as rooms are bathrooms, closets, pantries, halls, screened porches, and unfinished rooms in the basement and attic.

Color of occupants.—Occupied dwelling units are classified by color of head of household according to the definition used in the 1950 Census of Population. The group designated as "non-white" consists of Negroes, Indians, Japanese, Chinese, and other nonwhite races. Persons who are not definitely Indian or of other nonwhite race are classified as white.

Contract monthly rent.—Contract monthly rent is the rent, at the time of enumeration, contracted for by the renter regardless of whether it includes furniture, heating fuel, electricity, cooking fuel, water, or personal services.

Monthly rent for vacant dwelling units is the amount asked for the dwelling unit at the time of enumeration. The average monthly rent relates to renter-occupied dwelling units and vacant nonseasonal not dilapidated units for rent. Dwelling units which are occupied "rent-free" are not included with the units reporting rent.

Value of one-dwelling-unit structures.—Average value is shown for owner-occupied dwelling units and vacant nonseasonal not dilapidated units which are for sale only. Value is shown only if the unit is in a one-dwelling-unit structure without business and if it is the only dwelling unit included in the property. The value represents the amount for which the owner estimates that the property, including such land as belongs with it, would sell under ordinary conditions and not at a forced sale. For vacant units, value is the sale price asked by the owner.

Number reporting.—Occupancy and tenure are reported for all dwelling units, and color of occupants is reported for all occupied units. The corresponding distributions for these subjects in table 1 are based on all dwelling units and on occupied units, respectively. For all other subjects, the distributions are based on the units for which the specific characteristics are reported, that is, the "Number reporting."

The number of dwelling units for which the enumerator obtained no report on a particular item is shown for the city totals only; however, the number "not reported" can easily be derived for each area in tables 2 and 3 by subtracting the number reporting from the total number of dwelling units (or total occupied).

Block identification.—A map or series of maps is included in this report showing block numbers for each block, number and letter designations for tracts, and the names of principal streets.

Blocks are identified by serial numbers, a separate series of numbers being used for each tract. Thus, the location of each block for which data are presented in table 3 may be determined by referring to the tract and block number shown on the map. Similarly, data for a specific block may be located in the table by reference to the map for identification numbers of the tract and block.

If no dwelling units are reported for a block, the block number is not listed in table 3, although it is shown on the map. Dwelling units for which the block number was not reported are indicated in the table by the symbol "NR." Detailed data are not shown for such dwelling units, nor for blocks containing fewer than three dwelling units. Average monthly rent is not shown when the monthly rent was reported for fewer than three dwelling units. Average value is not shown when the value of one-dwelling-unit properties was reported for fewer than three dwelling units. All dwelling units are included, however, in the statistics for the city and for each tract.

Table 1.—CHARACTERISTICS OF HOUSING FOR THE CITY: 1950

Subject	Number	Percent	Subject	Number	Percent
OCCUPANCY AND TENURE			PERSONS PER ROOM		
All dwelling units.....	32,806	100.0	Occupied dwelling units.....	32,287	...
Owner occupied.....	19,171	58.4	Number reporting.....	32,050	100.0
Renter occupied.....	13,116	40.0	1.50 or less.....	31,289	97.6
Vacant nonseasonal not dilapidated, for rent or sale.....	233	0.7	1.51 or more.....	761	2.4
Other vacant and nonresident.....	286	0.9	Not reported.....	237	...
CONDITION AND PLUMBING FACILITIES			CONTRACT MONTHLY RENT		
All dwelling units.....	32,806	...	Renter-occupied, and vacant nonseasonal not dilapidated units, for rent—Number reporting.....	12,573	...
Number reporting.....	32,468	100.0	Total contract monthly rent..... dollars.....	519,861	...
With private bath, not dilapidated.....	27,933	86.0	Average monthly rent..... dollars.....	41.35	...
No private bath, with running water, not dilapidated.....	2,835	8.7	VALUE OF ONE-DWELLING-UNIT STRUCTURES		
No running water or dilapidated.....	1,700	5.2	Owner-occupied, ¹ and vacant nonseasonal not dilapidated units, for sale only—Number reporting.....	15,580	...
Condition or plumbing facilities not reported.....	338	...	Total value or sale price..... dollars.....	113,941,300	...
No private bath or dilapidated.....	4,535	14.0	Average value..... dollars.....	7,313	...
COLOR OF OCCUPANTS					
Occupied dwelling units.....	32,287	100.0			
White.....	29,777	92.2			
Nonwhite.....	2,510	7.8			

¹Restricted to 1-dwelling-unit properties.

Table 2.—CHARACTERISTICS OF HOUSING BY CENSUS TRACTS: 1950

Census tract	All dwelling units by occupancy and tenure					All dwelling units by condition and plumbing facilities			Occupied dwelling units				Contract monthly rent ¹		Value ² of one-dwelling-unit structures	
	Total	Owner occupied	Renter occupied	Vacant nonseasonal not dilap., for rent or sale	Other vacant and non-resident	Number reporting	No private bath or dilap.	No running water or dilap.	Total	Persons per room	Occupied by non-white	Number reporting	Average monthly rent (dollars)	Number reporting	Average value (dollars)	
TOTAL	32806	19171	13116	233	286	32468	4535	1700	32287	32050	761	2510	12573	41.35	15580	7,313
1	934	664	261	1	8	925	165	50	925	910	17		244	32.79	520	5.161
2	1247	961	276	3	7	1238	98	18	1237	1232	5		256	29.62	804	5.574
3	1451	1108	333	5	5	1447	81	27	1441	1434	7		309	41.06	985	7.137
4	1768	1080	666	7	15	1735	169	53	1746	1735	23	3	625	38.07	852	5.652
5	1353	1001	339	5	8	1342	184	95	1344	1337	6	1	328	33.84	875	5.487
6	1349	1077	259	3	10	1345	55	3	1333	1328	5	2	244	44.11	962	8.054
7	991	626	361	2	2	980	175	90	985	984	20		339	36.74	491	6.007
8	967	538	413	5	11	963	216	63	951	948	19	4	391	33.91	390	4.781
9	2120	624	1437	23	36	2075	513	275	2061	2049	70	58	1400	42.44	388	6.978
10	1836	837	957	19	23	1819	565	317	1794	1778	85	323	926	31.08	627	4.784
11	2609	1213	1329	33	34	2578	289	83	2542	2507	35	234	1281	54.22	921	10.604
12	1233	814	403	9	7	1222	7	2	1217	1210	3	1	379	79.17	685	14.246
13	964	769	163	25	7	948	11	1	932	923	1		152	62.33	691	14.828
14	2220	1249	941	14	16	2207	83	27	2190	2174	39	188	899	43.79	1083	8.712
15	1254	726	514	7	7	1246	336	179	1240	1237	61	577	506	33.39	590	4.622
16	1577	413	1112	26	26	1540	375	62	1525	1504	118	233	1080	41.58	263	5.819
17	1758	1011	733	5	9	1742	183	48	1744	1730	27	201	704	36.85	658	5.850
18	1306	966	328	2	10	1296	129	34	1294	1287	31	35	318	33.73	818	5.850
19	790	470	313	1	6	783	170	25	783	776	30	72	307	28.70	396	4.014
20	1201	552	634	7	8	1186	398	183	1186	1179	84	425	610	32.45	388	4.178
21	1813	1064	711	20	18	1793	244	41	1775	1754	35	107	679	43.67	849	8.143
22	2005	1408	574	10	13	1998	89	24	1982	1975	34	33	549	44.67	1144	7.337
23	44		43			44			43	43			43	49.76		
24	16		16			16			16	16		13	4	68.00		

¹For renter-occupied dwelling units and vacant nonseasonal not dilapidated units, for rent.
²For owner-occupied dwelling units and vacant nonseasonal not dilapidated units, for sale only.

HOUSING—BLOCK STATISTICS

Table 3.—CHARACTERISTICS OF HOUSING FOR CENSUS TRACTS, BY BLOCKS: 1950

[Detailed statistics not shown for blocks containing fewer than 3 dwelling units, nor for dwelling units not allocated by blocks (designated by NR)]

Census tract	Block	All dwelling units by occupancy and tenure					All dwelling units by condition and plumbing facilities			Occupied dwelling units				Contract monthly rent ¹		Value ² of one-dwelling-unit structures	
		Total	Owner occupied	Renter occupied	Vacant non-seasonal not dilap., for rent or sale	Other vacant and non-resident	Number reporting	No private bath or dilap.	No running water or dilap.	Total	Persons per room		Occupied by non-white	Number reporting	Average monthly rent (dollars)	Number reporting	Average value (dollars)
											Number reporting	1.51 or more					
1	2	29	21	8		28	5	1	29	29			5	28.80	16	4,218	
	3	41	29	12		41	5	3	41	41			18	39.91	21	6,142	
	4	93	75	17	1	91	26	11	92	88			8	33.55	66	5,181	
	5	40	32	8		39	10	5	40	38				24.37	30	4,666	
	6	7	7			7	4		7	7					6	3,500	
	7	80	63	17		78	12	3	80	80			17	27.11	33	4,854	
	8	20	16	4		20	4		20	20			4	24.00	4	5,500	
	9	37	30	6		37	7	2	36	36			6	30.16	14	4,178	
	10	141	104	34		139	7	1	138	137			29	33.13	93	4,978	
	11	33	21	12		33	9	5	33	33			10	25.40	20	5,110	
	12	99	78	20		99	8	1	98	98			16	39.68	72	5,676	
	14	10	4			9	1		10	9			2		2		
	15	50	26	24		50	12		50	50			24	37.33	14	5,964	
	16	89	55	34		89	19	2	89	89			33	42.33	43	5,753	
	17	62	35	26		62	26	9	61	55			26	24.26	30	4,746	
	18	103	66	35		103	10		101	100			34	29.55	56	5,158	
2	1	11	7	4		11			11	11			4	37.50	6	7,750	
	2	30	25	5		30		5	30	30			4	55.25	22	6,977	
	3	42	31	11		42	7		42	42			8	28.25	27	5,648	
	4	13	13			13			13	13					12	5,666	
	5	97	82	14		97	5	1	96	96			11	35.27	72	5,463	
	6	45	30	14		45	6	1	44	44			14	25.78	28	4,646	
	8	70	53	16		70	5	1	69	69			16	32.75	28	5,478	
	9	101	54	43	1	101	4		97	97			41	27.09	51	4,162	
	10	75	59	16		73	10		75	75			16	23.00	48	3,783	
	11	23	11	12		23			23	23			11	22.09	9	3,477	
	12	70	45	25		70	14	4	70	70			24	26.12	42	4,804	
	13	75	66	9		75	6		75	75			8	36.50	64	5,245	
	14	20	13	7		20	3	2	20	20			6	24.00	11	4,772	
	15	47	34	13		47	3	2	47	47			12	22.16	31	5,645	
	16	31	21	10		31	2	2	31	31			10	29.10	20	7,275	
	17	47	33	13	1	47	2		46	45			10	38.80	31	6,177	
	18	38	33	5		38	3	2	38	37			5	44.40	31	6,258	
	19	52	47	4	1	51	4		51	50			5	41.20	44	5,506	
	20	47	43	4		45	5		47	47			3	39.33	41	5,756	
	21	53	35	18		53	7	1	53	53			18	28.55	32	4,856	
	22	59	46	13		58	10		59	58			12	26.58	41	5,214	
	23	28	23	5		28	3	1	28	28			5	23.80	21	3,785	
	24	58	54	4		57	3		58	58			2		10	6,650	
	25	22	22			22			22	22					17	8,205	
	26	35	28	7		33	7		35	34			7	39.28	26	8,150	
	27	33	31	1	1	33			32	32			1		19	8,473	
	28	25	22	3		25			25	25			3	31.66	20	7,875	
3	1	43	34	9		43	2		43	42			8	47.12	27	7,096	
	2	29	25	4		29			29	27			4	42.25	23	8,608	
	3	21	15	6		21			21	21			6	38.00	12	8,750	
	4	23	21	2		23			23	23			2		18	9,250	
	5	47	34	12	1	47	3	1	46	46			9	45.77	31	7,274	
	6	14	10	4		14	1		14	14			4	28.75	9	6,944	
	7	9	6	3		9	1		9	9			3	22.66	6	13,550	
	8	19	17	2		19			19	19			2		16	6,843	
	9	21	18	3		21			21	21			3	35.00	16	7,500	
	10	22	21	1		22			22	22			1		20	6,825	
	11	11	7	4		11			11	11			4	24.00	6	5,583	
	12	26	19	7		26		1	26	26			7	37.42	18	5,000	
	13	19	12	6	1	19	1	1	18	18			5	40.80	10	4,850	
	14	26	22	4		26			26	26			3	40.00	19	5,989	
	16	21	15	6		21			21	21			5	34.60	14	7,714	
	17	9	6	3		9	1		9	9			2		4	6,250	
	18	28	22	6		28			28	28			6	33.83	22	6,613	
	19	31	24	7		31	7	1	31	30			7	29.28	20	7,825	
	20	24	18	5	1	24	7	2	23	23			5	39.60	17	6,500	
	21	18	13	5		18	2		18	18			5	37.60	11	6,727	
	22	37	27	10		37	4	1	37	37			10	35.60	27	5,540	
	23	31	24	7		31	2		31	31			6	41.16	21	5,571	
	24	29	15	14		29	2	1	29	29			14	45.21	13	6,576	
	25	22	18	4		22	2		22	22			3	30.33	17	6,629	
	26	20	14	6		20	2		20	19			6	57.16	12	5,250	
	27	51	33	27		50	1		50	50			27	31.55	20	5,735	
	28	40	30	9		39	2		39	38			9	41.00	27	5,803	
	29	32	22	10		32	3	1	32	32			7	37.77	17	5,676	
	30	27	23	4		27			27	27			2		22	5,898	
	31	32	26	6		31	1		32	32			5	46.60	25	6,668	
	32	33	27	6		33			33	33			6	37.16	26	6,461	
	33	29	15	14		29	2		29	29			13	43.92	10	7,800	
	34	32	20	11	1	32	2	2	31	30			11	56.90	14	8,321	
	35	15	11	4		15			15	15			6	62.50	6	8,916	
	36	17	11	6		17	1	1	17	17			4	34.50	7	8,142	
	37	14	12	2		14	1	1	14	14			2		10	8,700	
	38	11	8	2		11	6	4	10	10			7	35.28	19	7,578	
	39	38	20	18	1	38	11	9	38	38			15	35.20	15	5,033	
	40	26	21	5		26	1		26	26			4	49.50	15	10,633	
	41	27	20	7		27	1	1	27	27			6	48.33	19	8,363	

¹For renter-occupied dwelling units and vacant nonseasonal not dilapidated units, for rent.
²For owner-occupied dwelling units and vacant nonseasonal not dilapidated units, for sale only.

Table 3.—CHARACTERISTICS OF HOUSING FOR CENSUS TRACTS, BY BLOCKS: 1950—Con.

Census tract	Block	All dwelling units by occupancy and tenure					All dwelling units by condition and plumbing facilities			Occupied dwelling units			Contract monthly rent ¹		Value ² of one-dwelling-unit structures	
		Total	Owner occupied	Renter occupied	Vacant non-seasonal not dilap., for rent or sale	Other vacant and non-resident	Number reporting	No private bath or dilap.	No running water or dilap.	Total	Persons per room	Occupied by non-white	Number reporting	Average monthly rent (dollars)	Number reporting	Average value (dollars)
3	42	21	13	8		21			21	2.1		8	44.75	11	7,909	
	43	16	13	3		16			16	1.6		3	46.00	12	8,166	
	44	37	30	7		37			37	3.7		6	58.00	26	8,538	
	45	3	2	1		3			3	3		1		1		
	46	14	14			14	1	1	14	1.4		1		10	7,900	
	47	13	11	2		13			13	1.3		4	41.00	21	8,214	
	48	29	24	5		29	2		29	2.9		2		26	7,273	
	49	27	27			27			27	2.7		6	40.83	29	6,382	
	50	40	34	6		40	1	1	40	4.0		4	45.25	42	7,395	
	51	47	42	5		47			47	4.7				4	7,750	
	53	4	4			4			4	4		4	27.25	23	6,334	
	55	27	23	4		27	1	1	27	2.7		5	51.80	36	8,255	
	56	42	37	5		42			42	4.2		4	51.25	43	6,767	
	57	49	45	4		49			49	4.9				27	7,937	
	58	2				2			2	2		8	53.50			
	59	36	27	6	2	1	36			33	3.3	2				
	4	1	41	27	14		41			41	4.1	1	14	35.35	19	10,210
		2	46	32	13	1	44	2		45	4.5		11	37.63	29	6,534
		4	52	35	17		52	3		52	5.2	2	16	39.56	30	5,493
5		54	31	21		50	4	3	52	5.2		21	30.57	24	4,795	
6		44	30	14		38			44	4.4		12	31.91	22	6,054	
7		1				1			1	1		5	43.80	27	7,185	
8		41	33	8		36			41	4.1		11	33.36	7	5,885	
10		21	9	12		21	9	6	21	2.1	1	22	29.36	22	5,722	
11		53	25	26		53	3		51	5.1		14	34.78	39	4,979	
12		61	47	14		61			61	6.1						
13		57	38	17		57	8	2	55	5.5	1	16	38.56	31	4,983	
14		42	32	10		42	6	2	42	4.2		10	31.60	27	4,803	
15		32	17	15		32	3	2	32	3.2		14	41.42	14	6,628	
16		41	20	21		37	10	6	41	4.1		18	37.94	17	4,600	
17		55	24	31		55	3		55	5.5	4	30	27.60	17	4,747	
18		39	21	18		39	5		39	3.9		15	39.20	15	5,386	
19		36	21	15		35	6		36	3.6	2	15	33.26	15	5,766	
20		100	70	30		100	10	6	100	10.0		29	37.48	51	5,529	
21		8	1	7		8	1		8	8		7	34.42			
22		57	29	28		57	8	1	57	5.7	1	28	35.92	19	4,305	
24		54	28	24		54	7	1	52	5.2	1	23	39.17	19	5,736	
26		29	19	10		29	7		29	2.9		8	38.37	17	5,170	
27		44	24	19	1	43	7		43	4.3		17	36.11	19	6,315	
28		36	21	14		35	10		35	3.5	2	14	33.50	18	4,477	
29		47	28	18		46	6	2	46	4.6		17	35.05	24	4,533	
30		37	28	9		37	2		37	3.7		9	43.33	26	5,061	
31		30	14	15	1	30	2		29	2.9		15	37.46	8	5,600	
32		47	25	21		47	5	1	46	4.6	1	21	45.23	17	5,311	
33		40	27	13		40	1	1	40	4.0		12	39.50	17	7,147	
34		68	41	27		65	4		68	6.7		23	54.34	29	7,137	
35		36	17	19		36	8	6	36	3.6		18	49.66	14	4,428	
36		35	20	15		35	6		35	3.5		15	33.93	14	4,842	
37		26	17	8	1	26	6	5	25	2.5		9	44.00	15	5,566	
38		18	7	11		17			18	1.8		10	38.20	4	6,000	
39	9	3	6		9	9	3	9	9		5	51.00	2			
40	49	23	25		46	9		48	4.7		23	39.56	12	6,166		
41	20	20			20	1	1	20	2.0		13	45.38	10	5,800		
42	30	17	12	1	30	2		29	2.9	1	13	45.38	10	8,150		
43	47	27	19		47	3		46	4.6		18	44.50	21	5,761		
44	30	24	5		30	2		29	2.9		5	52.60	22	5,672		
45	31	23	8		31	3		31	3.1		7	33.28	22	4,990		
46	42	29	12	1	42	7		41	4.1		12	37.41	30	4,626		
48	16	12	4		16			16	1.6		3	46.66	11	6,454		
49	18	13	5		18			18	1.8		5	40.20	12	4,375		
50	19	13	6		19	4		19	1.9		5	33.60	11	5,590		
51	4	2			4			4	4		2					
52	25	15	8		24			23	2.3		8	31.87	12	7,458		
5	1	39	29	10		37	7	3	39	3.9		10	29.70	26	5,400	
	2	8	6	2		8	3	1	8	8		2		5	5,000	
	3	20	14	6		20	8		20	1.9		6	27.00	10	5,270	
	4	8	6			8	1	1	8	8		2		5	4,800	
	5	48	38	10		47	1		48	4.8		10	43.90	31	5,803	
	6	33	23	10		32	2		33	3.3	1	10	36.90	21	6,919	
	7	53	36	16		52	2		52	5.2		16	63.31	25	9,472	
	8	72	43	28		72	13		71	7.1		27	32.22	38	4,950	
	9	44	30	12	1	43	3		42	4.2		11	39.63	23	5,000	
	10	50	42	8		50	4		50	5.0		8	32.00	33	5,918	
	12	23	22	1		23			23	2.3		5	25.80	21	5,523	
	13	19	14	5		19			19	1.9		13	29.00	28	4,142	
	14	42	28	13		42	7	1	41	4.1		21	34.33	63	4,833	
	15	89	68	21		89	12	5	89	8.9		3	43.66	15	4,866	
	16	20	17	3		20	3		20	2.0		7	31.14	44	5,636	
	17	55	48	7		55			55	5.5		13	33.84	36	5,638	
	18	55	41	14		55	4	1	55	5.5		14	34.92	46	5,891	
	19	70	53	16		70	14		70	7.0		7	44.00	14	5,035	
	20	24	16	7	1	24	7		23	2.3		18	29.50	69	5,692	
21	97	78	18	1	97	11	5	96	9.6	2						

¹For renter - occupied dwelling units and vacant nonseasonal not dilapidated units, for rent.
²For owner - occupied dwelling units and vacant nonseasonal not dilapidated units, for sale only.

HOUSING—BLOCK STATISTICS

Table 3.—CHARACTERISTICS OF HOUSING FOR CENSUS TRACTS, BY BLOCKS: 1950—Con.

Census tract	Block	All dwelling units by occupancy and tenure					All dwelling units by condition and plumbing facilities			Occupied dwelling units				Contract monthly rent ¹		Value ² of one-dwelling-unit structures	
		Total	Owner occupied	Renter occupied	Vacant non-seasonal not dilap., for rent or sale	Other vacant and non-resident	Number reporting	No private bath or dilap.	No running water or dilap.	Total	Persons per room		Occupied by non-white	Number reporting	Average monthly rent (dollars)	Number reporting	Average value (dollars)
											Number reporting	1.51 or more					
5	22	41	31	9	1	41	7	1	40	40			9	2 588	26	5 730	
	23	44	36	8		44	2		44	44			8	3 500	32	4 893	
	24	55	46	8	1	55			54	54			10	2 750	44	6 011	
	25	58	45	1		58	2	2	57	56			9	4 870	40	4 810	
	26	32	22	10		32	2	2	31	31			10	3 266	19	5 505	
	27	45	30	15		45	9	8	45	45			11	3 311	24	5 408	
	28	30	20	10		30	2	2	30	30	1		9	2 600	27	4 825	
	29	50	30	20		50	2	21	50	50			11	2 600	43	5 027	
	30	37	22	15		37	3	13	36	36			11	3 263	23	6 265	
	31	55	36	19		54	3	32	55	55			9	2 826	30	4 450	
	6	1	38	33	5	1	38	3	1	38	38			4	7 200	31	8 096
		2	59	47	12		59			55	55	1		8	3 550	46	7 550
		3	45	33	12		46			46	46	1		5	2 880	38	7 121
		4	54	41	13		53			54	53	1		3	5 000	48	7 479
		5	51	36	15	1	51			50	49	1		14	4 328	32	7 781
6		39	24	15		38			38	37			20	4 460	6	11 583	
7		39	14	25		18			18	18			4	4 400	13	7 923	
8		36	30	6		36			36	35			6	5 750	24	9 229	
9		32	21	11		31			32	32			9	3 988	24	8 720	
10		36	28	8		36			35	35			3	4 033	16	7 437	
11		21	17	4		20		1	20	20		1	3	4 417	39	8 266	
12		14	6	8		6		6	6	6			17	3 833	23	8 182	
13		33	25	8		34			33	33			8	4 387	25	7 568	
14		39	22	17		39			39	39			6	4 583	33	8 190	
15		34	22	12		43			43	43			10	4 850	26	7 980	
16		39	25	14		39			39	39			2	3 984	40	8 485	
17		43	30	13		40			40	40			2	5 065	36	8 358	
18		39	29	10		39		7	39	39			3	4 537	24	7 800	
19		60	45	15		60		5	59	59			2	3 800	24	7 870	
20		78	55	23		78		3	77	77	1		8	4 537	24	7 800	
21		37	28	9		37			37	36			3	3 800	24	7 870	
22		29	25	4	1	29			28	28			6	3 266	15	9 633	
23		23	17	6		23		2	23	23			4	3 850	25	7 260	
24		30	26	4		30			30	30			5	3 380	28	7 603	
25		38	28	10		38			38	38			7	4 866	19	8 421	
26		26	22	4		26		2	25	25			3	5 057	14	7 928	
27		23	16	7		23		2	23	23			3	3 433	38	6 336	
28		43	40	3		43			43	43			1	5 272	19	9 631	
29		32	21	11		32		2	32	32			3	3 366	17	8 058	
30		28	18	10		28			28	28			4	3 800	23	9 013	
31	31	26	5		31			31	31			5	4 200	26	8 557		
32	32	27	5		32			32	30			4	4 200	26	8 557		
33	19	15	4		19			18	18			3	4 033	12	8 875		
34	15	13	2		15			15	15			2	4 417	13	8 884		
35	32	28	4		32			32	32	1	1	2	4 800	27	8 696		
36	24	22	2		24		2	22	22			2	3 850	22	7 500		
37	28	24	4		28			28	28			2	4 950	16	7 737		
38	1	1			1			1	1			2	4 950	19	7 315		
39	19	17	2		19		2	19	19			2	4 950	16	7 737		
40	24	24			24			24	24	1	1	2	4 950	19	7 315		
41	33	31	2		33			33	33			2	4 950	30	7 960		
7	1	69	48	21		69	12	4	69	69			18	3 244	41	5 073	
	2	28	25	3		28			28	28	1		11	2 872	43	4 860	
	3	60	40	20		60	5		60	60			26	3934	19	8 210	
	4	30	18	12		30	2	2	30	30			11	3 763	38	6 239	
	5	53	30	23		53	2	2	53	53			18	4 311	27	8 862	
	6	84	64	20		84	9	3	84	84			28	3 514	42	5 773	
	7	24	19	5		24	3	3	24	24			6	4 000	14	6 357	
	8	41	28	13		41	6	2	41	41			12	3 250	23	5 782	
	9	64	44	20		64	3	6	64	64			27	3 481	27	4 425	
	10	59	37	22		59	1	5	59	58			21	3 547	29	4 413	
	11												10	4 050	14	4 750	
	12	27	17	10		27		2	27	27			3	4 533	17	6 411	
	13	68	52	16		68	16	1	68	67	1	2	25	3 820	16	9 531	
	14	46	43	3		46	2		46	46	2	2	20	3 320	29	7 896	
	15	56	55	1		55	4		55	55			23	3 917	24	6 083	
16	53	34	19		53	3		53	53	1		18	3 177	24	5 262		
17	57	30	27		57	4	1	57	57			14	3 242	22	6 045		
18	44	29	15		44	18		44	44			18	3 327	42	5 383		
19	68	49	19		68	27	2	68	68			4					
8	1	8	5	3		8	1		8	8			3	4 833	3	7 600	
	2	7	4	3		7	18		7	7			3	2 968	30	4 440	
	3	84	64	20		84	13		84	83			7	3 178	28	4 803	
	4	76	59	17		76	18		76	76			3	3 585	24	4 375	
	5	11	11			11	11		11	11			6	4 201	22	6 163	
	6	94	64	30		94	21		94	93			4	3 753	30	5 116	
	7	29	13	16		29	4		29	28			13	4 553	11	4 481	
	8	17	11	6		17	3	1	17	17			5	2 560	12	4 108	
	9	34	20	14		34	3		34	31			10	4 200	11	7 545	
	10	58	37	21		57	14		58	57			3	3 436	23	4 921	
	11												3				
	12	15	11	4		15	3		15	15			2	4 000	10	3 270	
	13	33	22	11		33	3		33	33			2	5 400	17	4 705	
	14	27	19	8		27	9		27	27			6	2 683	9	5 200	
	15	15	9	6		15	6		15	15			6				

¹For renter - occupied dwelling units and vacant nonseasonal not dilapidated units, for rent.
²For owner - occupied dwelling units and vacant nonseasonal not dilapidated units, for sale only.

HOUSING—BLOCK STATISTICS

Table 3.—CHARACTERISTICS OF HOUSING FOR CENSUS TRACTS, BY BLOCKS: 1950—Con.

Census tract	Block	All dwelling units by occupancy and tenure					All dwelling units by condition and plumbing facilities			Occupied dwelling units			Contract monthly rent ¹		Value ² of one-dwelling-unit structures	
		Total	Owner occupied	Renter occupied	Vacant non-seasonal not dilap., for rent or sale	Other vacant and non-resident	Number reporting	No private bath or dilap.	No running water or dilap.	Total	Persons per room	Occupied by non-white	Number reporting	Average monthly rent (dollars)	Number reporting	Average value (dollars)
10	35	80	42	38		80	32	21	80	80	1	37	245.66	37	4064	
	36	5	1	4		5	4	2	5	5	1	4	230.00	1		
	37	28	6	22		27	20	20	28	28	7	22	211.8	3	3166	
	38	2														
	39	61	20	40		61	18	15	60	59	3	36	27.63	7	7785	
	40	57	14	36	1	55	16	8	50	48	5	33	27.03	10	4450	
	41	7	2	5		7	4	2	7	7	1	4	18.75	2		
	42	10	4	6		10	9	2	10	10		5	18.20	3	5000	
	43	23	5	18		22	14	5	23	23	2	17	24.00	5	5900	
	44	22	11	11		21	8	3	22	22	1	11	30.18	6	4250	
	45	52	32	18	2	52	13	5	50	48	3	19	25.89	26	4192	
	46	9	7	2		9	3		9	9		2		7	4785	
	47	37	21	15		37	3		36	36	1	15	27.86	18	4877	
	48	41	28	13		41	15	2	41	41	1	13	25.30	22	4131	
	49	12	8	4		12	5		12	12		4	24.50	8	3975	
	50	20	13	5	2	20	7		18	18	1	7	24.71	10	5100	
11	1	156	81	72		156	22	6	153	151	2	66	55.31	53	8371	
	2	115	50	65		112			115	115		61	49.96	44	10381	
	3	55	20	33		53			53	50		30	63.46	17	15058	
	4	24	24			24			24	24				24	10562	
	5	24	17	7		24			24	24		5	43.60	14	7678	
	6	87	35	52		87	35	15	87	87	4	50	38.46	24	5095	
	7	30	8	22		30			30	30	1	20	51.30	4	17250	
	8	33	22	11		32	7	3	33	31		10	38.70	16	6687	
	9	82	39	40	1	81	32	14	79	79	2	37	39.62	28	6235	
	10	202	92	108		201	50	3	200	195	8	103	47.01	53	7120	
	11	156	88	64	1	152	27	1	152	151	1	62	42.24	69	6479	
	13	65	28	35	1	65	12	1	63	63		33	50.72	17	7500	
	14	89	47	38	1	88	22	10	85	84		37	36.51	39	6397	
	15	67	43	23		67			66	66		19	49.05	36	8605	
	16	114	34	76	1	113			110	109	1	68	65.58	27	10851	
	17	66	55	11		66			66	66		11	45.63	46	9119	
	18	101	30	64	4	100	2		94	91		68	57.29	18	12111	
	19	43	28	13	2	42			41	40		15	47.06	23	14978	
	20	52	41	11		52			52	51		11	57.45	35	10482	
	21	73	57	13	3	70		1	70	69		13	56.53	50	8694	
	22	71	56	12	3	71	2		68	67		13	53.53	50	9374	
	23	79	52	26	1	78	1	1	78	76		26	63.03	39	9743	
	24	45	43	2		45			45	45	1	2		43	13569	
	25	51	39	12		51	2		51	51		12	56.83	32	15453	
	26	128	24	94	7	126			118	112	1	91	79.69	18	26916	
	27	26	21	3		26			24	24		2		20	27400	
	29	109	15	92		108			107	107	1	89	67.74	10	23150	
	30	32	23	9		32		1	32	32		17	45.66	21	8666	
	31	33	13	18	1	32	2	4	31	30	1	9	48.70	3	7833	
	32	71	11	55	5	71	9		66	66	1	58	54.86	8	29625	
	33	12	6	6		12			12	12		6	40.83	6	8200	
	34	133	33	98	1	132	27	13	131	129	6	96	42.37	18	8333	
	35	1				1			1	1		2	49.48	6	8083	
	36	62	16	45		60	20	2	61	60	1	45	49.48	6	8083	
	37	29	4	25		28			29	28		25	70.56	2		
	38	66	11	55	1	64	12	10	65	65	1	54	55.87	6	30000	
	39	84	5	18		83			83	83		16	71.62	1		
	43	3	1	2		3			3	3		1		1		
12	1	19	7	11	1	19			18	18		10	60.40	4	13625	
	2	55	40	14	1	55	1	1	54	54		13	56.46	32	11475	
	3	39	21	18		37			39	38	1	16	62.00	14	16928	
	4	44	29	15		41	2		44	42		14	68.14	14	10307	
	5	79	50	29		77			79	78		29	57.58	31	12322	
	7	39	22	17		39			39	39		15	62.26	17	10970	
	8	33	24	9		33	1		33	33		8	59.37	18	11611	
	9	32	13	19		32		1	32	32		17	79.41	10	12800	
	10	46	27	18	1	45			45	45		18	79.61	19	12868	
	11	1				1			1	1						
	12	41	28	11	2	41			39	39		13	60.84	25	11148	
	13	12	11	1		12			12	12		1		10	17350	
	14	12	11	1		13			13	13		1		11	19090	
	15	27	23	3		27			26	26		3	73.00	22	15181	
	17	9	9		1	9			9	9		9		9	21388	
	18	5	5			5			5	5		5		5	24200	
	19	22	22			22			22	22		21		21	17428	
	20	12	12			12			12	12		12		12	16666	
	21	4	4			4			4	4		4		4	28125	
	23	9	8	1		9			9	9		7		7	19642	
	24	16	15	1		16			16	16		1		10	20200	
	25	17	17			17			17	17		17		17	17941	
	26	14	13	1		14			14	14		13		13	19769	
	30	8	8			8			8	8		7		7	16285	
	31	127	7	118	2	126			125	125		116	112.81	5	13400	
	32	13	11	2		13			13	12		2		10	13600	
	33	11	9	2		11			11	11		2		9	12944	
	34	63	50	10	1	63		2	60	59		8		47	10287	
	35	20	17	3		20			20	20		3	68.66	17	9588	

¹For renter - occupied dwelling units and vacant nonseasonal not dilapidated units, for rent.²For owner - occupied dwelling units and vacant nonseasonal not dilapidated units, for sale only.

Table 3.—CHARACTERISTICS OF HOUSING FOR CENSUS TRACTS, BY BLOCKS: 1950—Con.

Census tract	Block	All dwelling units by occupancy and tenure					All dwelling units by condition and plumbing facilities			Occupied dwelling units			Contract monthly rent ¹		Value ² of one-dwelling-unit structures		
		Total	Owner occupied	Renter occupied	Vacant non-seasonal not dilapidated, for rent or sale	Other vacant and non-resident	Number reporting	No private bath or dilap.	No running water or dilap.	Total	Persons per room		Number reporting	Average monthly rent (dollars)	Number reporting	Average value (dollars)	
											Number reporting	1.51 or more					Occupied by non-white
12	36	21	21	7					21	21					21	11,761	
	37	24	17						24	24		7	59.29	16	11,156		
	38	23	21						23	23		8		21	10,323		
	39	25	17						25	25		8	50.25	14	10,857		
	40	30	22						30	30		8	53.62	20	9,950		
	41	28	24						28	28		4	51.25	23	11,695		
	42	17	14						17	17		2		14	9,750		
	43	15	13		1				14	14		1		13	10,538		
	44	24	20						24	24		4	60.00	19	14,500		
	45	25	20			1			24	24		3	75.00	16	14,937		
	46	26	20	6					26	26		5	75.00	19	14,457		
	47	26	17	8		1			25	25		7	81.00	16	17,250		
	50	29	13	14	2				27	27	1	13	69.07	8	27,812		
	51	29	19	10					29	28	1	10	67.30	14	29,657		
	52	29	16	13					29	29		8	68.12	9	18,222		
	53	26	21	5					26	26		4	69.75	18	21,333		
	54	6	5	1					6	6		1		4	11,625		
	13	1	2							2	2					2	10,990
		2	46	43	3				46	46		3	46.33	41	10,990		
		3	49	46	2		1		49	48		2		42	10,154		
		4	7	4					7	7		3	106.66	3	16,666		
		5	37	27	10				35	36	2	9	48.00	21	10,476		
		6	12	8	4				12	12	2	3	90.00	7	16,571		
		7	6	6					6	6				6	12,500		
8		11	11					11	11				11	15,636			
9		18	15	3				18	18	2			13	14,289			
10		6	5			1		6	5				1	5	15,600		
12		4		4				4	4				2	8	17,000		
13		8	8					8	8					3	16,000		
14		3	3					3	3					7	15,181		
15		21	14	7				21	20		1		5	11	12,083		
16		13	9	4				13	13				3	28	12,295		
17		58	38	19		1		57	66	1			18	23	15,833		
18		70	45	24		1		67	66				23	28	15,073		
19		73	41	12		20		53	53				12	42	11,166		
20		53	45	8				53	52				7	39	13,384		
21		82	65	17				82	82	1	1		17	60	9,738		
22		14	12	2				14	14				2	12	8,250		
24		7	4	3				7	7				3	5	8,519		
25		65	53	12				64	65				11	31	16,687		
26		44	36	7		1		44	43	3			8	11	21,909		
27		13	12					13	12				6	7	26,133		
28		27	19	8				27	27					2	23,568		
29		25	24					24	24					28	23,568		
30		2						2					3	37	9,589		
31		41	37	3				41	39			1	49.33	7	24,285		
32		8	7	1				8	8					1	7	24,285	
33		24	23					23	23						21	21,000	
34		12	11	1				12	12				1	11	24,545		
35	17	17					17	17					7	22,382			
36	10	7	2		1		10	9				1	7	27,285			
37	9	8					9	8					8	18,937			
38	1						1	3					4	14,750			
39	4	4					4	13				1	11	16,500			
40	13	11	2				13	9					9	23,666			
41	9	9					9	9					12	28,416			
42	12	12					12	11						12	28,416		
43	11	10					11	10					10	25,800			
44	16	16					16	16					15	25,033			
45	1						1							15	25,033		
14	1	20	15	3	2		20	18					3	16	5,656		
	2	55	38	15	2		53	53				1	14	28	7,014		
	3	36	25	11			36	36					8	21	6,238		
	5	68	40	28			68	68					24	32	6,271		
	6	19	16	3			19	19					3	13	7,769		
	8	23	18	5			23	22					4	14	9,321		
	9	28	21	7			28	27					1	14	10,850		
	10	28	27	1			28	28					1	24	10,220		
	11	30	24	5		1		29	28				4	21	12,761		
	12	20	17	3				20	20				2	16	12,656		
	13	25	20	5				25	25				5	20	12,560		
	14	35	26	8		1		34	34				8	23	8,891		
	15	126	58	67				125	125				67	58	8,144		
	16	52	45	7				52	52					44	8,531		
	17	39	31	8				39	39				5	31	6,777		
	18	159	159					159	158				157	7	4,611		
	19	24	3	19		1		24	22			4	157	3	3,275		
	20	23	14	8		1		19	19				80	10	8,750		
	21	19	11	8				19	19				7	7	7,642		
	22	41	39	2				41	41				38	2	3,326		
	23	97	1	96				97	97				96	1	4,377		
	24	5	2	3				5	5				3	2	4,333		

¹For renter - occupied dwelling units and vacant nonseasonal not dilapidated units, for rent.
²For owner - occupied dwelling units and vacant nonseasonal not dilapidated units, for sale only.

HOUSING—BLOCK STATISTICS

Table 3.—CHARACTERISTICS OF HOUSING FOR CENSUS TRACTS, BY BLOCKS: 1950—Con.

Census tract	Block	All dwelling units by occupancy and tenure					All dwelling units by condition and plumbing facilities			Occupied dwelling units			Contract monthly rent ¹		Value ² of one-dwelling-unit structures	
		Total	Owner occupied	Renter occupied	Vacant non-seasonal not dilap., for rent or sale	Other vacant and non-resident	Number reporting	No private bath or dilap.	No running water or dilap.	Total	Persons per room	Occupied by non-white	Number reporting	Average monthly rent (dollars)	Number reporting	Average value (dollars)
18	46	68	53	14		1	68		67	67	1	13	39.30	50	61.72	
	47	40	37	3			40		40	40		3	32.33	35	73.57	
	48	70	64	6	1	2	70		67	67	2	3	55.00	61	65.98	
	49	50	48	2			53		53	53		13	53.30	31	73.22	
	50	15	12	3			15		15	14		3	51.66	9	152.22	
	51	45	42	3			45	4	45	44		17	36.23	22	54.90	
	52	39	38	1			39		39	38		10	37.40	26	45.50	
	53	39	37	2		1	11	3	10	9		3	16.33	6	48.83	
	54	41	36	5			41	2	41	41		5	31.20	33	66.18	
	55	20	19	1			20	1	20	20	1	1		18	67.50	
19	2	96	79	17			96		96	96	1	19	30.28	73	3.787	
	3	27	11	16			27	15	27	26	1	4	17.81	9	4.388	
	4	56	38	18			56	26	56	56	5	9	25.33	35	28.74	
	5	64	43	21			64	15	64	64	1	13	24.76	39	35.35	
	6	2														
	7	10	7	3			10		10	10	2	1	29.33	6	45.16	
	8	35	21	13		2	33	7	34	33		12	34.08	17	44.23	
	9	50	31	17		2	48	7	48	48		17	26.41	24	46.04	
	10	68	49	19		1	68	3	68	65		18	31.83	44	47.63	
	11	14	9	4		1	14		13	12		4	68.00	7	9.714	
	12	49	26	22		1	48	5	48	48		22	40.13	21	52.71	
	13	9	9				9		9	9				8	31.37	
	14	16	13	2		1	16	2	15	15		2		13	43.15	
	15	48	18	29		1	48	6	47	47	2	29	33.03	10	33.00	
	17	60	19	41			60	27	60	59	7	40	26.42	7	33.42	
	18	12	5	7			12	11	12	12	1	7	18.42	5	27.00	
	19	29	20	9			29	8	29	29	1	9	27.88	17	29.47	
	20	13	8	5			13	7	13	13	1	5	19.40	8	22.37	
	21	56	19	37			56	14	56	56	4	8	26.78	14	3.785	
	22	27	17	10			27	7	27	27	2	10	24.60	16	41.18	
	23															
	24	49	28	21			48	8	49	49	3	1	30.47	23	41.73	
20	1	35	15	20			35	3	35	35	1	4	23.90	13	32.30	
	2	50	35	15			50	9	50	50	2	12	31.00	29	32.65	
	3	26	14	12			25	6	26	25	2	18	19.41	11	25.00	
	4	49	34	14		1	49	5	48	48	1	12	27.42	21	38.33	
	5	3	7	1			8	1	8	8	2	2		4	32.85	
	6	101	64	35		1	101	19	99	98	11	32	28.60	45	39.88	
	7	93	56	36		1	91	26	92	92	11	15	33.18	47	44.38	
	8	10	1	9			9	5	10	9	1	6	17.00	10		
	9	40	18	20		2	39	28	38	38	6	32	30.60	10	28.10	
	10	66	30	36			66	51	66	66	10	6	26.22	16	25.00	
	11															
	12	28	9	19			28	19	28	28	1	28	23.66	7	31.57	
	13	75	24	51			74	31	75	72	7	35	23.52	50	47.11	
	14	24	16	8			24	12	24	24	3	15	16.87	12	32.50	
	15	24	8	16			24	17	24	24	1	13	22.52	6	28.83	
	16	12	1	11			12	9	12	12	1	9	20.90	3		
	17	18	18				18		18	18	1	11	33.16			
	18	43	19	23		1	42	34	42	42	1	1	21.69	16	21.06	
	19	51	26	24		1	51	15	50	50	4	12	39.96	16	30.75	
	20	68	21	47			68	26	67	67	11	4	29.93	17	43.94	
	21	81	30	50		1	81	33	80	80	2	37	30.50	20	45.30	
	22															
	23	72	25	44		3	72	8	69	69	1	14	41.81	13	56.92	
	24	18	9	9			18	15	18	18	3	9	20.77	6	33.33	
	25	75	35	38		1	75	10	73	73	3	36	45.22	23	67.39	
	26	10	9	1		1	10		10	10		1		9	48.33	
	27	124	46	77		1	122	16	123	123	10	74	50.54	25	68.88	
21	1	19	15	3		1	19		18	18		3	55.00	12	10.666	
	2	24	21	2		1	24		23	23		2		19	9.868	
	3	15	14	1			15		15	15		1		14	12.000	
	4	17	15	2			17		17	17		2		14	10.714	
	5	14	13	1			14		14	14		1		13	13.153	
	6	44	37	7			44		44	40		5	60.20	1	11.181	
	7	46	42	4			46		46	45		4	36.25	42	81.119	
	8	65	46	19			65		65	65		19	31.78	44	7.229	
	9	112	70	42			111	1	112	111	2	40	37.52	54	60.55	
	10	91	51	37		3	89	29	88	88	1	37	49.67	38	55.55	
	11															
	13	80	55	23		1	80	19	78	77		22	41.00	43	56.60	
	14	44	36	8			44		44	43		7	41.28	5	80.45	
	15	29	24	4		1	28		28	28		5	64.00	1	11.272	
	16	22	15	6		1	22		21	21		6	48.83	11	10.363	
	17	39	26	12		1	39	5	38	38	1	1	51.81	7	79.47	
	18	33	27	6			33	4	33	33		1	43.00	21	9.214	
	19	58	34	16		1	51	3	50	50		16	54.50	27	12.777	
	20	33	34	16		7	33	3	33	33		30	43.00	30	78.10	
	21	71	39	31		1	70	3	70	70		43	36.09	50	48.30	
	22	114	69	45			114	26	114	114	2	20	38.20	18	59.44	
	23	44	22	21		1	44	5	43	41		20				
	24	29	13	16			28	13	29	25	1	10	29.37	6	46.66	
	25	61	19	40		1	59	31	59	57	2	6	42.25	11	55.45	
	26	22	22				22	4	22	22		22	22.54			
	27	22	22				22	4	22	22		22	22.54			
	28	65	24	38		2	63	29	62	61	7	52	32.79	14	45.85	

¹For renter—occupied dwelling units and vacant nonseasonal not dilapidated units, for rent.
²For owner—occupied dwelling units and vacant nonseasonal not dilapidated units, for sale only.

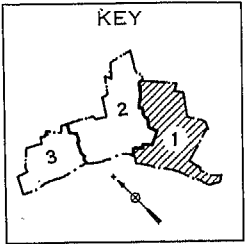
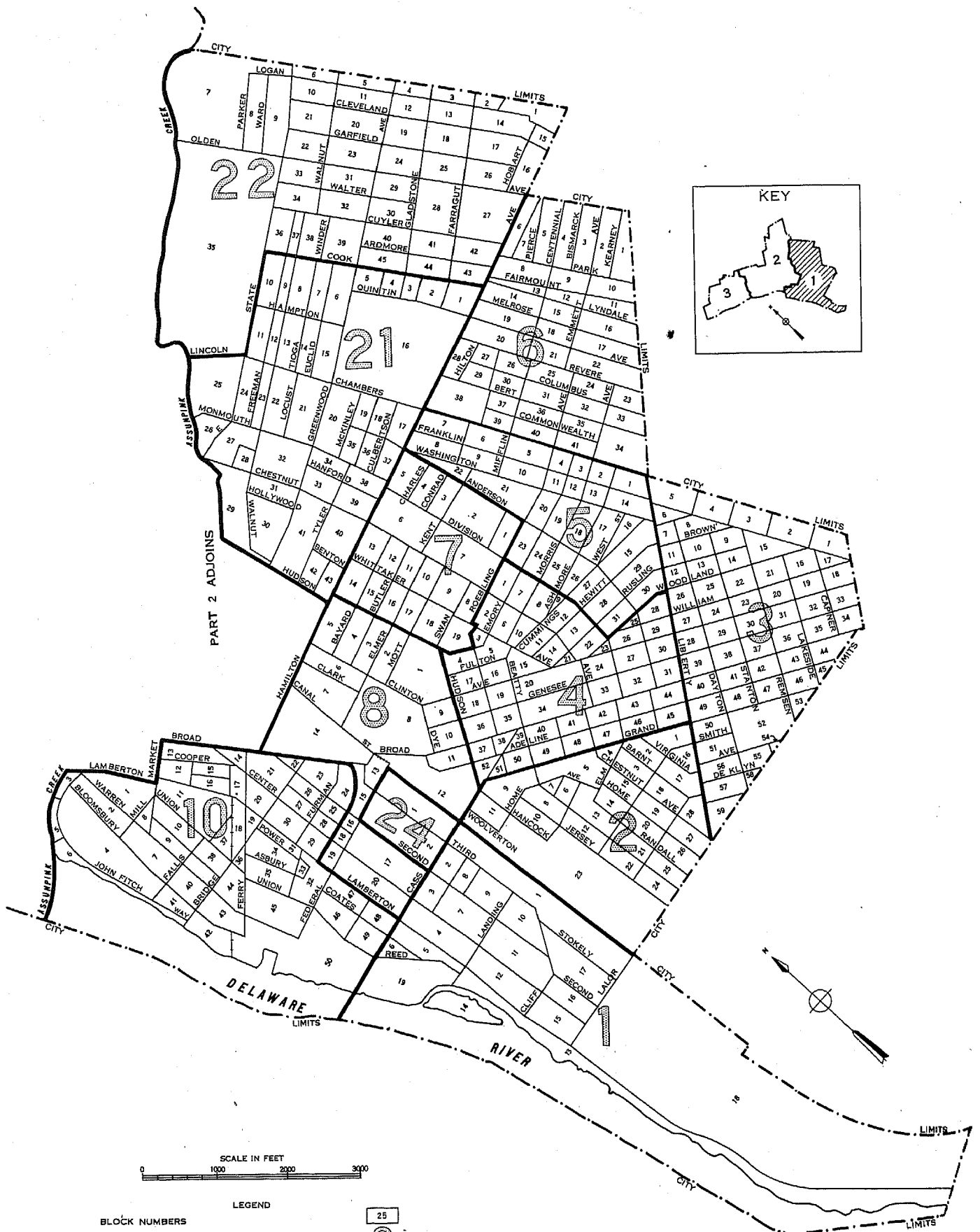
Table 3.—CHARACTERISTICS OF HOUSING FOR CENSUS TRACTS, BY BLOCKS: 1950—Con.

Census tract	Block	All dwelling units by occupancy and tenure					All dwelling units by condition and plumbing facilities			Occupied dwelling units			Contract monthly rent ¹		Value ² of one-dwelling-unit structures		
		Total	Owner occupied	Renter occupied	Vacant non-seasonal not dilap., for rent or sale	Other vacant and non-resident	Number reporting	No private bath or dilap.	No running water or dilap.	Total	Persons per room		Occupied by non-white	Number reporting	Average monthly rent (dollars)	Number reporting	Average value (dollars)
											Number reporting	1.51 or more					
21	29	17	3	14			17	13	17	17	3	17	14	408.5	2	9,645	
	30	38	25	13			38		38	38		13	13	577.6	24	9,656	
	31	30	27	3			30		30	30		3	3	656.6	25	9,656	
	32	74	42	32			74	6	74	74		20	14	425.3	35	6,794	
	33	32	17	13	2		31		30	30	2	12	18	547.1	12	10,241	
	34	41	22	18		1	40	12	40	40	1	1	7	567.2	14	10,607	
	35	32	24	7			32		22	31			8	482.8	21	7,976	
	37	22	14	8			22	2	22	22			10	656.2	10	10,600	
	38	35	24	10	1		35	1	34	34			22	593.0	21	7,928	
	39	41	16	23	2		41	6	39	39	2		26	478.1	11	12,454	
	40	46	18	27		1	46	2	45	45		1	26	524.2	17	8,605	
	41	104	38	63	2	1	103	3	101	97	1		51	552.7	26	9,046	
	42	63	32	30	1		63	2	62	62			26	395.0	26	6,519	
	43	80	35	44		1	80	2	79	79	5		41	347.0	16	7,593	
	22	1	19	13	5		19	2	18	18			5	572.0	10	7,150	
2		13	13			13		12	12					12	6,241		
3		18	15	3		18		18	18			3	360.0	14	7,507		
4		12	9	3		12		12	12			2		8	6,937		
5		20	16	3	1	20		19	19			3	6	280.0	13	6,546	
6		14	8	6		14		14	14			4	4	340.0	8	5,687	
8		48	43	4		48	2	47	47		3	18	22	240.0	43	4,616	
9		84	61	22		84	3	83	83		1	14	22	383.1	52	5,101	
10		41	31	10		41	3	41	41		1		8	437.5	29	6,079	
11		60	49	11		59	3	59	59		1		11	391.8	17	8,488	
12		31	25	6		31		31	31				6	455.0	21	7,333	
13		46	38	8		46		46	46		1		8	502.5	32	5,921	
14		58	49	9		58		58	58				8	357.5	44	6,663	
15		15	12	3		15		15	15				3	210.0	10	6,700	
16		42	25	17		42	4	42	41		1		16	75.68	21	5,909	
17		66	54	12		66	1	66	66		1		10	428.0	47	7,272	
18		41	33	8		41	1	41	41		1		8	325.0	28	6,692	
19		50	29	21		50	1	50	50		1		19	501.5	18	7,655	
20		57	44	13		57	1	57	57		1		13	431.5	27	7,411	
21		68	33	33		66	3	66	66		2		33	376.3	26	6,419	
22		49	30	19		49	3	49	48		4		18	388.8	25	6,472	
23		38	31	7		38		38	38				6	418.3	24	8,233	
24		30	18	12		30		30	30		1		11	488.1	13	1,532	
25		30	18	12		30	4	30	30		1		20	401.5	40	6,360	
26		70	46	20	2	70	3	69	66		2		9	403.3	28	7,282	
27		63	53	10		63	3	63	63		1		19	508.4	51	8,176	
28		83	62	19		83	2	82	81				4	508.4	17	12,611	
29		22	18	3		22	1	22	21				4	562.5	21	10,619	
30		26	21	4	1	26	1	26	25				17	660.0	43	7,088	
31		69	50	18		69	3	69	68		1		4	497.6	20	6,925	
32	28	23	5		28		28	28				21	520.0	40	5,072		
33	65	42	23		65	6	65	65		2		12	378.5	37	5,721		
34	54	41	11	1	54	1	54	52		2	1	88	348.3	37	5,721		
35	148	54	90	3	147	3	144	144		1		21	405.6	37	4,786		
36	75	54	21		75	2	75	75		1		28	410.9	47	6,219		
37	62	33	29		62	2	62	62				20	443.9	30	6,110		
38	47	27	20		47		47	47		1		6	545.5	26	9,146		
39	47	37	8		47		47	44				10	463.3	34	9,294		
40	44	36	8		44		44	44				9	620.0	28	9,310		
41	47	36	11		47		47	47				5	516.6	28	9,171		
42	44	35	9		44		44	43				5	558.0	18	10,777		
43	34	28	5		34		34	33				20	584.5	28	10,535		
44	57	37	20		57	2	57	57				9	548.8	29	12,672		
45	47	33	13	1	47		46	46				29	487.9	28	10,535		
23	1	30		29	1	30		29	29			29	7	604.2			
	3	7		7		7		7	7			6	6	450.0			
	4	6		6		6		6	6			6	6				
24	1	16		16		16		16	16			13	4	680.0			

¹For renter - occupied dwelling units and vacant nonseasonal not dilapidated units, for rent.
²For owner - occupied dwelling units and vacant nonseasonal not dilapidated units, for sale only.

TRENTON, NEW JERSEY, BY CENSUS TRACTS AND BLOCKS: 1950

PART 1 OF 3 PARTS



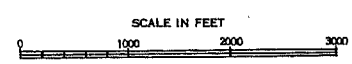
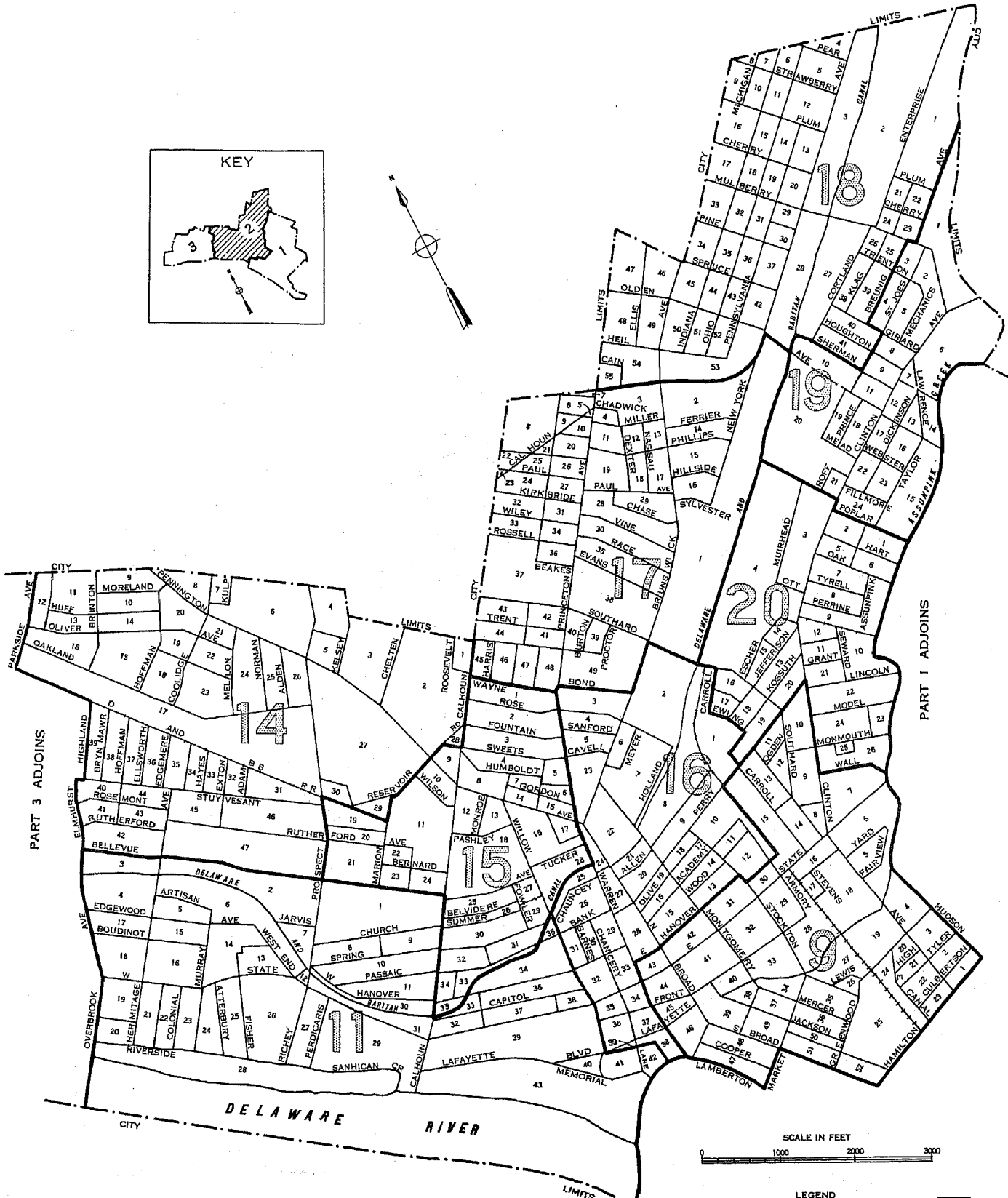
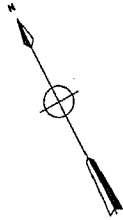
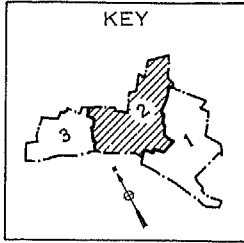
LEGEND

25
2

BLOCK NUMBERS
 TRACT NUMBERS
 TRACT BOUNDARIES
 U.S. DEPARTMENT OF COMMERCE, BUREAU OF THE CENSUS

TRENTON, NEW JERSEY, BY CENSUS TRACTS AND BLOCKS: 1950

PART 2 OF 3 PARTS



LEGEND

BLOCK NUMBERS

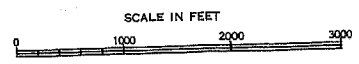
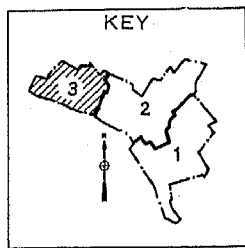
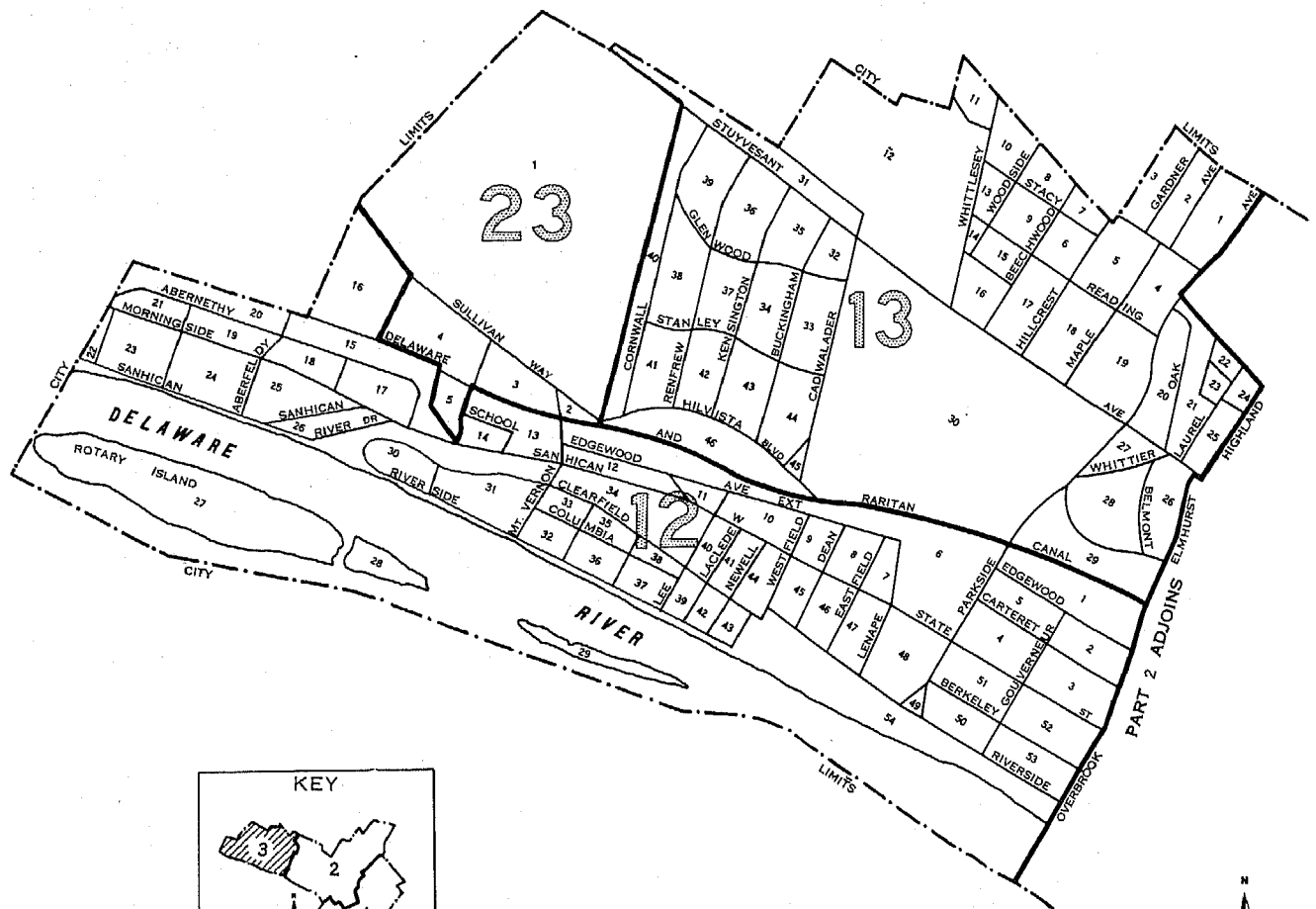
TRACT NUMBERS

TRACT BOUNDARIES

U.S. DEPARTMENT OF COMMERCE, BUREAU OF THE CENSUS

TRENTON, NEW JERSEY, BY CENSUS TRACTS AND BLOCKS: 1950

PART 3 OF 3 PARTS



LEGEND


BLOCK NUMBERS
TRACT NUMBERS
TRACT BOUNDARIES

U.S. DEPARTMENT OF COMMERCE, BUREAU OF THE CENSUS

25
2

1950 UNITED STATES CENSUS OF HOUSING

U. S. DEPARTMENT OF COMMERCE • BUREAU OF THE CENSUS



TROY, N. Y.

**BLOCK
STATISTICS**

U. S. CENSUS OF HOUSING: 1950

Volume

- I General Characteristics
- II Nonfarm Housing Characteristics
- III Farm Housing Characteristics
- IV Residential Financing
- V Block Statistics

Housing statistics for census tracts are to be included in the Population reports on census tracts.

U. S. CENSUS OF POPULATION: 1950

Volume

- I Number of Inhabitants
- II Characteristics of the Population

Succeeding volumes will cover the following subjects:

Census Tracts, Nativity and Parentage, Nonwhite Population by Race, Persons of Spanish Surname, Institutional Population, Differential Fertility, Labor Force Characteristics, Occupation, Industry, Income, Internal Migration, Education, Characteristics of Families and Households.

UNITED STATES CENSUS of HOUSING : 1950
U. S. DEPARTMENT OF COMMERCE
CHARLES SAWYER, Secretary

BUREAU OF THE CENSUS
ROY V. PEEL, Director



BLOCK STATISTICS

**TROY
NEW YORK**

*Prepared under the supervision of
Howard G. Brunsman, Chief
Population and Housing Division*

1950 HOUSING CENSUS REPORT
VOLUME V, PART 197

UNITED STATES GOVERNMENT PRINTING OFFICE 1952

BLOCKS • WARDS



BUREAU OF THE CENSUS

ROY V. PEEL, *Director*

A. ROSS ECKLER, *Deputy Director*
HOWARD C. GRIEVES, *Assistant Director*
CONRAD TAEUBER, *Assistant Director*
MORRIS H. HANSEN, *Assistant Director for Statistical Standards*
ROBERT Y. PHILLIPS, *Assistant Director for Operations*
CALVERT L. DEDRICK, *Coordinator, International Statistics*
FRANK R. WILSON, *Information Assistant to the Director*

Population and Housing Division—

HOWARD G. BRUNSMAN, *Chief*
WAYNE F. DAUGHERTY, *Assistant Chief for Housing*
ROBERT B. VOIGHT, *Assistant Chief for Operations*
HENRY S. SHRYOCK, JR., *Assistant Chief for Population*
EDWIN D. GOLDFIELD, *Program Coordinator*

Quality and Equipment Statistics—Robert C. Hamer, *Chief*
Inventory Statistics—Carl A. S. Coan, *Chief*
Developmental Programs—J. Hugh Rose, *Chief*
Residential Financing—Junia H. Honnold, *Chief*
Territories and Possessions—Joel Williams, *Chief*
Statistical Sampling—Joseph Steinberg, *Chief*
Statistical Procedure—Morton A. Meyer, *Chief*
Processing Operations—Milton D. Lieberman, *Chief*

Administrative Service Division—WALTER L. KEHRES, *Chief*
Agriculture Division—RAY HURLEY, *Chief*
Budget Officer—CHARLES H. ALEXANDER
Business Division—HARVEY KAILIN, *Acting Chief*
Field Division—LOWELL T. GALT, *Chief*
Foreign Trade Division—J. EDWARD ELY, *Chief*
Geography Division—CLARENCE E. BATSCHLET, *Chief*
Governments Division—ALLEN D. MANVEL, *Chief*
Industry Division—MAXWELL R. CONKLIN, *Chief*
Machine Tabulation Division—C. F. VAN AKEN, *Chief*
Personnel Division—HELEN D. ALMON, *Chief*

SUGGESTED IDENTIFICATION

U. S. Bureau of the Census. *U. S. Census of Housing: 1950. Vol. V, Block Statistics, Part 197.*
U. S. Government Printing Office, Washington, D. C., 1952

For sale by the Superintendent of Documents, U. S. Government Printing Office, Washington 25, D. C.,
or any of the Field Offices of the Department of Commerce - Price 15 cents

PREFACE

This report presents statistics on characteristics of dwelling units by blocks for the city. The tabulations are based on data from the 1950 Census of Housing, taken as of April 1, 1950. Authorization for the 1950 Census of Housing as part of the Seventeenth Decennial Census was provided by the Housing Act of 1949, approved July 15, 1949.

The major portion of the information compiled from the 1950 Census of Housing appears in Volume I, *General Characteristics*; Volume II, *Nonfarm Housing Characteristics*; Volume III, *Farm Housing Characteristics*; Volume IV, *Residential Financing*; and Volume V, *Block Statistics*. Volume V consists of separate reports, issued as bulletins for each of the 209 cities which in 1940 or in a subsequent census had a population of 50,000 or more. These reports will not be bound into a single publication.

The subjects covered in both the 1950 and 1940 reports on characteristics of dwelling units by blocks are substantially similar.

This report was prepared under the direction of Howard G. Brunsman, Chief, Population and Housing Division, and Wayne F. Daugherty, Assistant Chief for Housing. Robert C. Hamer, Chief, Quality and Equipment Statistics Section, was in charge of coordinating the content and the format of the report with assistance from Carl A. S. Coan, Chief, Inventory Statistics Section; Floyd D. McNaughton, Chief, Equipment and Facilities Unit; Beulah Washabaugh, Chief, Tenure and Vacancy Unit; and Walter A. Hines. The compilation of the statistics was under the supervision of Robert B. Voight, Assistant Chief for Operations.

The collection of the information on which these statistics are based was under the supervision of Lowell T. Galt, Chief, Field Division. The geographic work, including the assignment of all block numbers and the preparation of maps, was under the supervision of Clarence E. Batschelet, Chief, Geography Division. The data were tabulated under the supervision of C. F. Van Aken, Chief, Machine Tabulation Division.

March 1952.

TROY, N. Y.

CONTENTS

INTRODUCTION

	Page		Page
General.....	1	Definitions and explanations—Continued	
Related reports.....	1	Persons per room.....	2
Use of data.....	1	Color of occupants.....	2
Comparability with 1940 Housing Census data.....	1	Contract monthly rent.....	2
Definitions and explanations.....	1	Value of one-dwelling-unit structures.....	2
Dwelling unit.....	1	Number reporting.....	2
Occupancy and tenure.....	2	Block identification.....	2
Condition and plumbing facilities.....	2		

TABLES

	Page
Table 1.—Characteristics of housing for the city: 1950.....	3
Table 2.—Characteristics of housing by wards: 1950.....	3
Table 3.—Characteristics of housing for wards, by blocks: 1950.....	4

Map of city, by blocks, appears following last page of tables.

BLOCK STATISTICS

INTRODUCTION

GENERAL

Volume V of the Reports on Housing consists of a separate report for each of the 209 cities which in 1940, or in a subsequent census prior to 1950, had a population of 50,000 or more. Each report presents for the city, by blocks, tabulations for a limited number of subjects obtained in the Census of Housing. The subjects in these reports are similar to those in the block statistics supplements to Volume I of the reports of the 1940 Census of Housing. The subjects in this report present the number of dwelling units classified by occupancy and tenure, condition and plumbing facilities, persons per room, color of occupants, average contract monthly rent of renter-occupied and selected vacant units, and the average value of one-dwelling-unit owner-occupied and selected vacant structures. In table 1, the statistics for these subjects are summarized for the city. Table 2 contains the statistics for wards; these are the only statistics for wards that will be published from the 1950 Census of Housing. In table 3, the data are presented by blocks within wards and block areas. Maps identifying the location of each block and the ward boundaries are a part of this report.

Related reports.—Related statistics for this city are contained in the Reports on Housing, Volume I, *General Characteristics*; and in the Reports on Population, Volume I, *Number of Inhabitants*, and Volume II, *Characteristics of the Population*.

The Reports on Housing for each State in Volume I present data on the characteristics of dwelling units for the State by residence (urban, rural nonfarm, and rural farm), for standard metropolitan areas, urbanized areas, counties, for urban places, places of 1,000 to 2,500 inhabitants, and rural-nonfarm and rural-farm dwelling units for each county. Each report includes the following subjects: occupancy, tenure, race of occupants, type of structure, year built, condition and plumbing facilities, water supply, toilet and bathing facilities, number of rooms, number of persons, persons per room, electric lighting, heating equipment, heating and cooking fuels, refrigeration equipment, kitchen sink, radio, television, and, for nonfarm units, the contract monthly rent, gross monthly rent, and value of one-dwelling-unit structures.

Volume I of the Reports on Population shows the 1950 population of each county and of each minor civil division within the county. It also contains figures for each incorporated place, for each unincorporated place with 1,000 or more inhabitants, and for incorporated places of 5,000 or more by wards. A special series of tables presents data for each urbanized area giving the incorporated places and portions of minor civil divisions within it.

Volume II of the 1950 Population Reports contains statistics on the general characteristics of the population. Chapter A of this volume repeats the figures on number of inhabitants as shown in Volume I; Chapter B presents demographic, economic, and social characteristics of the population; and Chapter C gives more detailed cross-classifications for States and large cities and standard metropolitan areas.

Use of data.—The tabulation of housing characteristics for areas as small as city blocks provides descriptive material of considerable value for technical studies of housing in the city. The statistics will be useful in compiling totals for special types of areas that may be defined to meet the requirements of individual investigators. Users of the data should bear in mind that in

practically all cases the data for a given block represent the work of only one enumerator. Consequently, housing characteristics for blocks are subject to a wider margin of error than is to be expected in the figures for tracts or wards which represent returns made by a number of enumerators. Misinterpretation of instructions by one enumerator may cause a significant bias in the statistics for a block even though it may have a negligible effect upon the figures for larger areas. In particular, the enumeration of "condition" depended to a considerable extent upon the judgment of the individual enumerator. Also, failure to indicate the correct block number for a significant number of dwelling units may introduce errors into the block data.

Comparability with 1940 Housing Census data.—In the 1940 Census of Housing, reports entitled "Block Statistics" were issued as supplements to the first series of Housing bulletins. These supplements consisted of separate reports for each of the 191 cities which had 50,000 inhabitants or more in 1930.

In the 1950 reports, the block numbers used are different, in most cases, from those used in the 1940 reports. Therefore, to compare 1940 and 1950 data for a given block, it is necessary to locate the block on the maps to obtain the corresponding 1940 and 1950 block numbers.

The subjects in both the 1940 and 1950 reports are substantially similar. However, data on number of structures, year built, and mortgage status have been omitted from the 1950 report. Furthermore, in the 1940 reports average contract or estimated monthly rent was reported for all dwelling units while in 1950 average contract monthly rent is reported for some, and average value for other, dwelling units.

DEFINITIONS AND EXPLANATIONS

More detailed and complete definitions are presented in Volume I of the Housing Reports.

Dwelling unit.—In general, a dwelling unit is a group of rooms or a single room, occupied or intended for occupancy as separate living quarters, by a family or other group of persons living together or by a person living alone.

A group of rooms, occupied or intended for occupancy as separate living quarters, is a dwelling unit if it has separate cooking equipment or a separate entrance. A single room, occupied or intended for occupancy as separate living quarters, is a dwelling unit if it has separate cooking equipment or if it constitutes the only living quarters in the structure. Also, each apartment in a regular apartment house is a dwelling unit even though it may not have separate cooking equipment. Excluded from the dwelling unit count are large rooming houses, institutions, dormitories, and transient hotels and tourist courts.

In the 1940 Census, a dwelling unit was defined as the living quarters occupied or intended for occupancy by one household. A household consisted of a family or other group of persons living together with common housekeeping arrangements, or a person living entirely alone. However, the enumerator was not explicitly instructed to define rooms as dwelling units on the basis of cooking equipment or separate entrance.

The number of dwelling units in the 1950 Census may be regarded as comparable with the number of dwelling units in the 1940 Census. Some living quarters may have been classified as separate dwelling units in the one census and not in the other. Further, in the 1950 Census, living quarters with five or more

lodgers were not tabulated as dwelling units; generally, such quarters were included in the 1940 dwelling unit count. However, the net effect of these changes is probably small.

Occupancy and tenure.—Dwelling units are classified by occupancy and tenure into four groups: owner-occupied; renter-occupied; vacant nonseasonal not dilapidated, for rent or sale; and other vacant and nonresident. A dwelling unit is classified as owner-occupied if it was owned wholly or in part by the head of the household or by some related member of his family living in the dwelling unit. All other occupied units are classified as renter-occupied whether or not cash rent was actually paid for living quarters. Rent-free units and living accommodations received in payment for services performed are thus included with the renter-occupied units.

A dwelling unit is considered vacant if no persons are living in it at the time of enumeration. New units not yet occupied were enumerated as vacant dwelling units if construction had proceeded to the extent that all the exterior windows and doors were installed and final usable floors were in place. The classification "Vacant nonseasonal not dilapidated, for rent or sale" is descriptive of the vacant dwelling units reported in this classification. "Other vacant and nonresident" units include all dilapidated and seasonal vacant units as well as the not dilapidated units which were not for rent or sale.

Because of changes in enumeration procedures, the counts of total vacant units in 1940 and 1950 are not strictly comparable. In 1940, vacant units were enumerated if they were habitable; units uninhabitable and beyond repair were excluded from the enumeration. In 1950, units were included regardless of condition if they were intended for occupancy as living quarters. Therefore, no comparison should be made between the data on "vacant nonseasonal not dilapidated, for rent or sale" units from the 1950 Census and data in the 1940 Census reports.

In both censuses, dwelling units occupied entirely by non-residents were included with vacant units not for rent or sale. Trailers, tents, houseboats, and railroad cars which were vacant were excluded from the dwelling unit inventory in both 1950 and 1940.

Condition and plumbing facilities.—Data on condition of a dwelling unit are shown in combination with data for selected plumbing facilities and are, therefore, limited to units for which both condition and plumbing facilities are reported. Plumbing facilities include water supply, toilet facilities, and bathing facilities.

The category "with private bath" includes those dwelling units reported with both a flush toilet and a bathtub or shower inside the structure for the exclusive use of the occupants of the unit. The category "no private bath" includes those dwelling units not having private flush toilet or not having private bathing facilities. The "no running water" category includes units with only piped running water outside the structure or with only other sources such as a hand pump.

A dwelling unit is "dilapidated" when it is run-down or neglected, or is of inadequate original construction, so that it does not provide adequate shelter or protection against the elements or it endangers the safety of the occupants.

Persons per room.—The number of persons per room has been computed for each occupied dwelling unit by dividing the number of persons in the dwelling unit by the number of rooms in the dwelling unit. All persons enumerated in the Population Census as members of the household (including lodgers, servants, and other nonrelated persons) are counted in determining the number of persons that occupy the dwelling unit. The number of rooms in the dwelling unit includes all rooms available for living quarters throughout the year. Not counted as rooms are bathrooms, closets, pantries, halls, screened porches, and unfinished rooms in the basement and attic.

Color of occupants.—Occupied dwelling units are classified by color of head of household according to the definition used in the

1950 Census of Population. The group designated as "nonwhite" consists of Negroes, Indians, Japanese, Chinese, and other non-white races. Persons who are not definitely Indian or of other nonwhite race are classified as white.

Contract monthly rent.—Contract monthly rent is the rent, at the time of enumeration, contracted for by the renter regardless of whether it includes furniture, heating fuel, electricity, cooking fuel, water, or personal services.

Monthly rent for vacant dwelling units is the amount asked for the dwelling unit at the time of enumeration. The average monthly rent relates to renter-occupied dwelling units and vacant nonseasonal not dilapidated units for rent. Dwelling units which are occupied "rent-free" are not included with the units reporting rent.

Value of one-dwelling-unit structures.—Average value is shown for owner-occupied dwelling units and vacant nonseasonal not dilapidated units which are for sale only. Value is shown only if the unit is in a one-dwelling-unit structure without business and if it is the only dwelling unit included in the property. The value represents the amount for which the owner estimates that the property, including such land as belongs with it, would sell under ordinary conditions and not at a forced sale. For vacant units, value is the sale price asked by the owner.

Number reporting.—Occupancy and tenure are reported for all dwelling units, and color of occupants is reported for all occupied units. The corresponding distributions for these subjects in table 1 are based on all dwelling units and on occupied units, respectively. For all other subjects, the distributions are based on the units for which the specific characteristics are reported, that is, the "Number reporting."

The number of dwelling units for which the enumerator obtained no report on a particular item is shown for the city totals only; however, the number "not reported" can easily be derived for each area in tables 2 and 3 by subtracting the number reporting from the total number of dwelling units (or total occupied).

Block identification.—A map or series of maps is included in this report showing block numbers for each block, number and letter designations for wards and block areas, and the names of principal streets.

Blocks are identified by serial numbers, a separate series of numbers being used for each ward or for a group of wards. Thus, the location of each block for which data are presented in table 3 may be determined by referring to the ward and block number shown on the map. Similarly, data for a specific block may be located in the table by reference to the map for the identification numbers of the ward and block.

In some cities "block areas" have been established to facilitate the numbering of blocks in groups of less than 1,000. This may cause a break in the sequence of block numbers within a ward. Where this occurs each part of the ward that is in a separate block area is distinguished on the map, and in the table the data are shown for blocks in numerical order within each block area section of the ward. When a boundary of a ward cuts through a block separating the block into segments, the statistics for each segment are tabulated in the ward in which it is physically located on the map. In such cases, to obtain the statistics for the entire block it is necessary to add the statistics for all segments.

If no dwelling units are reported for a block, the block number is not listed in table 3, although it is shown on the map. Dwelling units for which the block number was not reported are indicated in the table by the symbol "NR." Detailed data are not shown for such dwelling units, nor for blocks containing fewer than three dwelling units. Average monthly rent is not shown when the monthly rent was reported for fewer than three dwelling units. Average value is not shown when the value of one-dwelling-unit properties was reported for fewer than three dwelling units. All dwelling units are included, however, in the statistics for the city and for each ward.

Table 1.—CHARACTERISTICS OF HOUSING FOR THE CITY: 1950

Subject	Number	Percent	Subject	Number	Percent
OCCUPANCY AND TENURE			PERSONS PER ROOM		
All dwelling units.....	21,013	100.0	Occupied dwelling units.....	20,586	...
Owner occupied.....	8,123	38.7	Number reporting.....	20,288	100.0
Renter occupied.....	12,463	59.3	1.50 or less.....	19,974	98.5
Vacant nonseasonal not dilapidated, for rent or sale.....	130	0.6	1.51 or more.....	314	1.5
Other vacant and nonresident.....	297	1.4	Not reported.....	298	...
CONDITION AND PLUMBING FACILITIES			CONTRACT MONTHLY RENT		
All dwelling units.....	21,013	...	Renter-occupied, and vacant nonseasonal not dilapidated units, for rent—Number reporting.....	12,023	...
Number reporting.....	20,714	100.0	Total contract monthly rent..... dollars..	369,030	...
With private bath, not dilapidated.....	17,576	84.9	Average monthly rent..... dollars..	30.69	...
No private bath, with running water, not dilapidated.....	1,964	9.5	VALUE OF ONE-DWELLING-UNIT STRUCTURES		
No private bath, with running water, not dilapidated.....	1,174	5.7	Owner-occupied, ¹ and vacant nonseasonal not dilapidated units, for sale only—Number reporting.....	3,153	...
No running water or dilapidated.....	299	...	Total value or sale price..... dollars..	29,950,000	...
Condition or plumbing facilities not reported.....	3,138	15.1	Average value..... dollars..	9,499	...
No private bath or dilapidated.....	3,138	15.1	COLOR OF OCCUPANTS		
COLOR OF OCCUPANTS			Occupied dwelling units.....		
Occupied dwelling units.....	20,586	100.0	White.....	20,328	98.7
White.....	20,328	98.7	Nonwhite.....	258	1.3
Nonwhite.....	258	1.3			

¹Restricted to 1-dwelling-unit properties.

Table 2.—CHARACTERISTICS OF HOUSING BY WARDS: 1950

Ward	All dwelling units by occupancy and tenure					All dwelling units by condition and plumbing facilities			Occupied dwelling units			Contract monthly rent ¹		Value ² of one-dwelling-unit structures		
	Total	Owner occupied	Renter occupied	Vacant non-seasonal not dilap., for rent or sale	Other vacant and non-resident	Number reporting	No private bath or dilap.	No running water or dilap.	Total	Persons per room	Occupied by non-white	Number reporting	Average monthly rent (dollars)	Number reporting	Average value (dollars)	
	21013	8123	12463	130	297	20714	3138	1174	20586	20288	314	258	12023	30.69	3153	9,499
TOTAL	21013	8123	12463	130	297	20714	3138	1174	20586	20288	314	258	12023	30.69	3153	9,499
1	893	180	665	17	31	864	191	52	845	825	14	26	640	30.61	30	8,206
2	923	175	734	6	8	909	191	49	909	894	13	85	714	28.61	27	8,129
3	356	284	284	2	11	327	42	34	343	313	3	8	267	44.34	9	7,927
4	976	207	712	11	26	957	273	166	939	925	28	62	695	35.51	43	7,927
5	1822	950	845	11	16	1784	68	34	1795	1736	13	68	788	41.89	529	12,504
6	926	465	448	4	9	921	156	6	913	913	6	30	425	24.31	231	5,705
7	1231	318	802	8	43	1225	278	190	1180	1167	15	9	783	26.49	80	6,380
8	931	218	689	10	14	928	158	33	907	901	13	9	673	30.55	36	4,969
9	759	298	455	10	12	753	236	108	747	742	9	9	450	21.40	64	3,903
10	1323	390	901	14	18	1317	279	136	1291	1284	16	14	897	24.22	58	6,131
11	669	198	458	13	13	661	182	55	656	651	8	7	443	21.67	21	6,252
12	822	373	442	2	5	820	206	36	815	810	10	4	425	19.61	109	4,165
13	1498	524	939	7	28	1481	242	87	1463	1452	41	1	896	25.51	114	8,029
14	1852	905	929	10	8	1810	22	8	1834	1801	26	1	908	38.44	568	13,611
15	1433	629	786	5	13	1423	72	16	1415	1402	18	16	755	38.70	205	10,015
16	2119	952	1142	11	14	2096	231	62	2094	2075	18	7	1098	32.32	439	8,136
17	1435	741	670	7	17	1409	154	74	1411	1386	9	1	642	32.72	372	7,834
18	1045	467	562	5	11	1029	157	28	1029	1011	6	1	524	28.66	218	10,707

¹For renter-occupied dwelling units and vacant nonseasonal not dilapidated units, for rent.
²For owner-occupied dwelling units and vacant nonseasonal not dilapidated units, for sale only.

HOUSING—BLOCK STATISTICS

Table 3.—CHARACTERISTICS OF HOUSING FOR WARDS, BY BLOCKS: 1950

[Detailed statistics not shown for blocks containing fewer than 3 dwelling units, nor for dwelling units not allocated by blocks (designated by NR)]

Ward	Block	All dwelling units by occupancy and tenure					All dwelling units by condition and plumbing facilities			Occupied dwelling units			Contract monthly rent ¹		Value ² of one-dwelling-unit structures	
		Total	Owner occupied	Renter occupied	Vacant non-seasonal not dilap., for rent or sale	Other vacant and non-resident	Number reporting	No private bath or dilap.	No running water or dilap.	Total	Persons per room		Number reporting	Average monthly rent (dollars)	Number reporting	Average value (dollars)
											Number reporting	1.51 or more				
1	471	38	5	27	2	4	36	20	32	32		27	21.66			
	474	53	18	32	1	2	33	12	50	50	2	32	21.50	6	5.033	
	477	47	9	38			47	14	47	47		36	18.41			
	489	7		7			7	7	7	7		6	22.85			
	490	28	7	17		2	26	6	24	24	1	17	27.88			
	491	107	18	85	1	3	99	2	103	97	1	80	41.52	7	9.928	
	492	51		40	3		44		48	41		35	46.82	1		
	493	67	11	53		3	67	16	64	64	2	51	27.13	1		
	494	52	15	37			50	7	52	50	1	36	32.02	2		
	495															
	496	53	11	39	1	2	53	18	50	49	2	38	27.07			
	497	72	17	51		4	71	10	68	68	1	48	26.18	2		
	498	78	12	61		5	78	36	73	73	1	61	17.90	1		
	499	31	9	22			31	12	31	31	1	22	23.54			
	500	25	4	21	1		25	6	24	24		21	24.52			
	501	17		15		2	17	3	17	17		5	34.40	2		
	502	23	2	21	1	1	22		23	21		17	37.05	1		
	503	63	17	46	1	1	63	10	62	61	2	62	43.50	2		
	504	53	12	41	1	6	50	9	47	47	1	37	40.40	5	10.100	
	505	13	2	11		3	10	2	10	9		8	15.25			
2	392	59	25	34		59	7	59	58		2	33	25.00	13	41.53	
	425	66		66		66	1	66	66		1	6	38.66			
	426	40	8	32		40		40	40	1	29	64.65	4	25.000		
	429	29		29		29		29	29	1	27	54.74				
	430	12		12		12		12	12		12	50.58				
	434	20	3	17		20	2	20	20		17	37.47				
	437	31	4	27	1		31	1	30	30		26	41.61			
	438	30	4	26		1	30	3	30	30		23	36.39	1		
	441	38	6	32	1	1	38	11	36	36	1	30	32.23			
	442	12	2	10			11	7	12	11	1	10	13.40			
	445	89	14	75			88	26	89	88	2	73	18.38	1		
	446	77	15	62		1	77	43	76	76	1	62	21.67			
	447	75	13	62			75	23	75	75	1	59	20.79			
	448	11	4	7			11	1	11	11		7	14.71			
	449	8		8			8		8	8		4	24.75			
	454	44	4	40			44	4	44	44		4	11.00			
	475	113	2	111	1	1	115	31	116	113	1	89	17.07	2	4.500	
	476	35	9	26		1	35	7	34	34		25	18.80	3		
	478	27	4	23		1	25	8	26	25		19	18.36			
	479	32	5	27	2		32	12	30	30		27	20.37			
480	32	10	22			32	3	42	42	1	32	35.93				
481	32	8	24			32	4	32	32	2	30	28.36				
482	41	8	33	1	3	40	1	37	37		29	48.03	2			
483	21	4	17			20		21	20	1	16	39.62				
484																
485	11	2	9			11	9	10	9		8	38.00				
486	11		11			11	11	11	11	3	11	15.45				
487	11	3	8			10		11	10		7	24.28	1			
488	1															
3	392	3		3					3							
	408	8	4	3		1		4	7		3	2				
	409	13	4	9			13	6	13		12	7	40.71	1	5.666	
	410	18	11	7			15	8	18		15	6	42.66	2		
	411	18	3	15			14	8	18		14	6	36.16			
	412	13		13			13		13		12	53	35.16	1		
	413	60	9	51	1	1	62	1	61	60		24	36.20			
	414	26	1	25			26		25	25		13	43.00			
	417	4		4			4	2	3	3		2				
	424	6		6			6		6	6		6	39.50			
	427	49	2	45	1	1	49		47	47	1	45	66.91	1		
	428	9		9			9		13	13		9	55.22			
	431	11	4	7			11	1	10	10		10	36.00			
	432	10		10			10		10	10		9	39.44			
	435	32	3	29		1	32		31	31		28	40.92			
439	18	6	12			18	9	18	18		18	48.22				
440	18		18			18	9	18	15	3	10	38.80				
443	1					1		1	1							
444	3		3			3	2	2	3		3	39.00				
446	25	11	14			15	3	23	25	1	9	41.44	1			
4	331	27	4	23		27	2	27	27	1	2	21	21.14			
	332	27	2	25		27	3	27	27	1	3	24	35.33			
	333	50	11	39	1		50	5	49	48	6	37	36.89	2		
	334	16	2	14			16	5	16	16		14	20.35	1		
	335	18	1	17			18	4	18	16		14	26.25	1		
	336	83	1	82		1	81	24	82	82	15	64	28.25	4	10.375	
	337	96	2	94	1	3	95	41	92	91	2	61	24.24	6	7.816	
	338	89	1	88		2	88	33	81	81	8	58	30.48	6	8.714	
	339	61	1	60			61	9	59	54	1	41	46.46	7		
	340	42	2	40			42	6	42	42	2	26	41.65	1		
	341	53	2	51	4		51	14	49	49		31	29.12	2		

¹For renter - occupied dwelling units and vacant nonseasonal not dilapidated units, for rent.
²For owner - occupied dwelling units and vacant nonseasonal not dilapidated units, for sale only.

Table 3.—CHARACTERISTICS OF HOUSING FOR WARDS, BY BLOCKS: 1950—Con.

Table with columns: Ward, Block, All dwelling units by occupancy and tenure (Total, Owner occupied, Renter occupied, Vacant non-seasonal not dilapidated, for rent or sale, Other vacant and non-resident), All dwelling units by condition and plumbing facilities (Number reporting, No private bath or dilap., No running water or dilap.), Occupied dwelling units (Total, Persons per room (Number reporting, 1.51 or more), Occupied by non-white), Contract monthly rent (Number reporting, Average monthly rent (dollars)), and Value of one-dwelling-unit structures (Number reporting, Average value (dollars)).

1For renter - occupied dwelling units and vacant nonseasonal not dilapidated units, for rent.
2For owner - occupied dwelling units and vacant nonseasonal not dilapidated units, for sale only.

HOUSING—BLOCK STATISTICS

Table 3.—CHARACTERISTICS OF HOUSING FOR WARDS, BY BLOCKS: 1950—Con.

Ward	Block	All dwelling units by occupancy and tenure					All dwelling units by condition and plumbing facilities			Occupied dwelling units			Contract monthly rent ¹		Value ² of one-dwelling-unit structures		
		Total	Owner occupied	Renter occupied	Vacant non-seasonal not dilap., for rent or sale	Other vacant and non-resident	Number reporting	No privates bath or dilap.	No running water or dilap.	Total	Persons per room		Occupied by non-white	Number reporting	Average monthly rent (dollars)	Number reporting	Average value (dollars)
											Number reporting	1.51 or more					
6	632	14	2	12		14	5	1	14	14			11	19.09	1		
	633	8	7	1		8			8	8			1		6	5333	
	634	3	2	1		3	3		3	3					1		
	635	32	18	13	1	32	8	1	31	31			10	20.20	11	5118	
	636	96	48	47		95	26	2	95	95			43	23.00	16	4968	
	637	4	3	1		4	1		4	4			1		3	6500	
	640	2															
	643	12	9	3		12	1		12	12			2		8	7417	
	673	3	1	2		3			3	3			2		1		
	700	15	11	4		15			15	15			4	26.75	8	8000	
	701	94	49	40		92	19	1	89	89	3		39	22.00	27	5222	
	702	30	20	10		30			30	30			9	25.33	11	4563	
	703	35	20	14		35	4		34	34			14	19.50	9	4800	
	704	10	5	5		10	2		10	10			5	20.40	3	5833	
	705	17	7	9	1	17	5		16	16			9	19.00	3	6333	
	706	11	11			11	1		11	11			8		8	4725	
	708	2															
	712	4	1	3		4	2		4	4			3	29.00	1		
	713	1															
	714	23	13	10		23	8		23	23			9	19.55	7	5857	
	715	13	8	4		13	2	1	12	12	1		4	19.50	6	6416	
	716	11	8	3		11	1		11	11	1		3	16.33	5	3960	
717	15	11	4		15	6		15	15	1		3	25.66	9	2333		
718	40	23	17		40	5		40	40	1		16	22.68	8	4562		
719	22	13	7	2	22	1		20	20			8	26.12	5	5900		
720	202	73	129		202	33		202	202	55		127	32.22	38	7681		
7	292	4	1	3		4	2	2	4	4			3	24.33			
	293	46	10	33	1	45	18	16	43	43			33	22.69	1		
	294	32	7	24		32	9	8	31	31			24	26.08	1		
	295	51	11	33		51	19	18	44	44			31	24.29	1		
	296	108	30	76		107	36	36	106	105	1		74	22.02	6	3850	
	297	23	10	12	1	23	2		22	22			12	22.58	4	6250	
	298	96	30	65	1	96	5	1	95	95			65	27.18	2		
	299	118	49	69		118	4	2	118	118			66	28.01	1		
	310	9	5	3		9			8	8			3	42.33	3	11000	
	311	16	6	10		16			16	16			9	42.44			
	313	16	10	6		16			16	16			6	46.50	6	10003	
	314	22	10	11		22	2	1	21	21			9	32.33	4	6000	
	315	18	11	7		18			18	18			7	36.42	5	8100	
	316	18	9	9		18	7	7	18	18	1		9	22.77	4	5375	
	317	32	15	17		32	5	5	32	32			17	28.70	3	6000	
	318	42	15	27		42	14	7	42	41	2	2	25	22.80	5	4000	
	319	32	8	24		32	12	7	32	30	1	1	24	20.08	2		
	320	46	19	27		45	12	12	46	42	1	1	25	38.12	6	8500	
	321	34	15	17	2	34	8	8	32	31	2	2	17	31.29	9	7277	
	322	73	19	47	1	73	19	16	66	66	1	1	47	33.91	6	7033	
	323	40	17	19	1	40	9	5	36	36		9	19	22.36	6	4503	
	324	83	20	56	1	81	37	28	76	76			55	23.72	3	5166	
325	88	16	69		87	22	1	85	84	2	2	69	23.28				
326	130	25	95		130	25	3	120	117	1	1	94	27.06	2			
327	51	9	41		51	11	5	50	50	3	1	38	24.50				
328	3	1	2		3			3	3			2					
8	467	10	7	3		10			10	10			3	35.00	4	1950	
	474	139	49	87		139	9		136	136			82	21.21	7	2442	
	509	52	11	40	1	52	16	2	51	51	4	6	37	27.75	1		
	510	50	5	45		50	1		50	50			44	56.50	2		
	511	27	6	21		27			27	27			21	52.42	2		
	512	36	5	30	1	36	6		35	35			30	46.76	2		
	513	35	5	30		35			35	35			30	30.20			
	514	37	11	26		37			37	37	2		26	29.11	1		
	517	22	9	13		22	9	1	22	20			13	16.30			
	518	15	8	7		15	4		15	15			7	18.28	2		
	519	22	11	11		22	8	1	22	22			9	17.77	3	2833	
	520	43	9	34		43	15	4	43	42			33	20.45	3	3833	
	521	28	8	20		27	6		28	27			20	21.30	1		
	523	35	4	30	1	35	12		34	34	2		30	17.53			
	524	74	11	59		74	20		70	70			59	18.55			
	525	28	6	22		28	7	7	28	28			21	17.09			
	526	45	11	32	2	45	9		43	42	1		31	43.25	2		
	528	51	4	45	1	49	1		49	48			44	52.90	1		
	529	107	20	80	3	107	18	16	100	100	2	2	82	33.18	2		
	530	56	12	41	1	56	13	2	53	53	2	1	40	20.95	1		
	531	4	1	3		4	2		4	4			3	16.00			
	644	12	3	9		12			12	12			7	21.85	1		
645	3	2	1		3			3	3			1		1			
9	559	20	5	15		20	11	11	20	20			15	24.00			
	560	15	10	5		15	9	8	15	15	1		5	17.60	7	2400	
	561	43	18	25		43	31	30	43	43			25	18.92	8	3250	
	562	32	15	15		32	9		30	30			15	24.60	3	4166	
	563	28	16	12		28	1	1	28	28			12	25.58	3	5333	

¹For renter-occupied dwelling units and vacant nonseasonal not dilapidated units, for rent.²For owner-occupied dwelling units and vacant nonseasonal not dilapidated units, for sale only.

Table 3.—CHARACTERISTICS OF HOUSING FOR WARDS, BY BLOCKS: 1950—Con.

Ward	Block	All dwelling units by occupancy and tenure					All dwelling units by condition and plumbing facilities			Occupied dwelling units			Contract monthly rent ¹		Value ² of one-dwelling-unit structures		
		Total	Owner occupied	Renter occupied	Vacant non-seasonal not dilap., for rent or sale	Other vacant and non-resident	Number reporting	No private bath or dilap.	No running water or dilap.	Total	Persons per room		Occupied by non-white	Number reporting	Average monthly rent (dollars)	Number reporting	Average value (dollars)
											Number reporting	1.51 or more					
9	564	47	18	29			47	8	2	47	47		29	2 006	2		
	565	26	11	15			26			26	26		15	2 440	1		
	566	9	4	5			9			9	9		5	2 100	1		
	567	27	5	21		1	27	2		26	26		21	2 238			
	568	53	17	36			53	4	3	53	53	1	36	2 122	3	6 000	
	569	25	12	13			25			25	25		13	2 576	3	7 333	
	570	20	9	11			19	3		20	20		11	1 900			
	571	44	14	28		2	44	10		42	41		27	2 481			
	572	80	20	60			79	31	1	80	78	1	58	2 025	2		
	573	40	14	26			37	11	2	40	40	1	26	1 800	1		
	574	3	1	2			3			3	3		2				
	578	26	13	12		1	26	10	1	25	24	1	12	27 58	4	4 200	
	579	80	27	51		2	79	35		78	77	2	50	2 100	2		
	580	28	18	10			28	5		28	28		10	1 810	2		
	581	37	13	24			37	10		37	37		23	2 204	1		
	583	5		5			5	2		5	5		5	2 120			
	584	24	6	17		1	24	19	18	23	23	1	17	1 658	3	3 833	
	585	22	11	10		1	22	8		21	21		10	2 060	5	3 120	
	643	25	15	8		2	25	17	17	23	23		8	2 350	12	3 633	
	10	237	12	5	7			11	1		12	11		6	1 833		
		238	2														
		239	8	5	3			8			8			3	3 166	1	
		240	35	12	22		1	35	9		34	34		22	2 322	3	4 666
		241	19	6	13			19	5		19	19		13	2 007		
		242	14	3	11			14			14	14		11	2 118	1	
		243	139	38	97		2	138	45	28	135	134	4	98	1 922	9	3 833
		246	134	52	78		3	134	14	13	130	130	5	76	2 218	9	5 777
		247	73	25	48			72	10	10	73	72		48	2 787	6	8 000
		250	25	8	15		2	25	6	6	23	23		14	2 657		
		251	31	14	14		2	31			28	28		14	4 500	4	6 875
		262	2								4	4				4	8 750
		263	4	4				4			4	4		5	4 500		
		268	15	8	5		2	15			13	13		18	4 138	1	
		269	30	11	18		1	30	1	1	29	29		24	1 554		
270		30	5	24		1	30	4	4	30	30		25	1 992	1		
271		36	11	25			36	17	17	36	36		25	2 338	1		
272		109	38	70		1	109	8		108	108	2	68	2 338	1		
273		138	38	96		4	138	27	13	134	134	1	95	2 221	2		
274		73	13	59		1	72	12	4	72	71	5	58	2 872	1		
275		43	9	33		1	43	5	1	42	42		34	4 126			
276		34	12	22			34	5	1	34	34	1	21	2 166	3	3 000	
277		28	4	24			28	5		28	28		24	2 362			
278		28	8	20			27	21	15	28	28		20	1 415	1		
279		6		6			6	4	4	6	6		6	1 516			
281		36	11	25			36	12	10	36	36		25	2 164			
282		38	9	29			38	22	10	38	38	1	29	2 272			
283		16	6	9		1	16	4	2	15	15		10	2 170	1		
284		33	8	23			33	4	2	31	31		22	3 554	3	9 333	
285		23	2	21		2	23	4	1	23	23		21	2 128			
286		10	3	7			10			10	10		7	2 457			
287		20	4	16			19	3	2	20	19		15	2 993			
288		60	8	48		4	60	35	2	56	55	1	52	1 973	3	6 166	
289		19	7	12			19	1	1	19	19		12	2 158	2		
11	533	79	26	50			78	17	3	76	76		50	2 166	1		
	534	29	6	23		3	29	14	1	29	29		22	1 777	1		
	535	27	6	20		1	27	6		26	26		19	2 468			
	536	36	7	29			36	12	3	36	36		29	1 989	1		
	537	55	15	40			55	13		55	55		39	2 151			
	538	47	10	36		1	47	16	5	46	46	2	35	2 074	2		
	539	14	3	11			14	7		14	14		11	2 272	1		
	540	51	17	34			50	18	12	51	50	2	33	2 106			
	541	72	27	45			70	21	12	72	71	2	44	2 020	5	6 800	
	542	8	3	5			8	4	4	8	8		5	1 680			
	543	37	13	22		2	37	8	1	35	35	1	22	2 322	1		
	544	22	5	16			22	1	2	21	21		16	2 581	1		
	545	32	9	21			32	2	2	30	30		20	2 480			
	546	33	11	26		1	33	4	4	37	37		22	2 736	1		
	547	15	2	12			14	7	3	14	14		12	1 683			
	548	20	6	14			20	9	3	20	20		14	1 785			
	549	1											9	2 444	1		
	550	15	5	10			15	1	1	15	15		14	2 178			
	551	18	4	14			18	4	2	18	18		2				
	552	6	3	2		1	6	6		5	5		4	1 800			
	553	5	1	4			5	2		5	5		7	1 742	2		
	554	16	8	8			15	9	4	16	15		3	2 500	1		
	555	5	2	3			5	5		5	5		10	2 660	3	8 333	
	557	21	9	12			19	4	2	21	19		10	2 660			
12	586	10	3	7			10	1	10	10		7	2 642	2			
	587	30	12	18			30	3	30	30		17	2 070				
	588	25	7	18			25	7		25	25		18	1 822	1		

¹For renter - occupied dwelling units and vacant nonseasonal not dilapidated units, for rent.
²For owner - occupied dwelling units and vacant nonseasonal not dilapidated units, for sale only.

HOUSING—BLOCK STATISTICS

Table 3.—CHARACTERISTICS OF HOUSING FOR WARDS, BY BLOCKS: 1950—Con.

Ward	Block	All dwelling units by occupancy and tenure					All dwelling units by condition and plumbing facilities			Occupied dwelling units			Contract monthly rent ¹		Value ² of one-dwelling-unit structures		
		Total	Owner occupied	Renter occupied	Vacant non-seasonal not dilap., for rent or sale	Other vacant and non-resident	Number reporting	No private bath or dilap.	No running water or dilap.	Total	Persons per room		Number reporting	Average monthly rent (dollars)	Number reporting	Average value (dollars)	
											Number reporting	1.51 or more					Occupied by non-white
12	589	90	34	55		1	90	49	2	89	89	2	55	17.58	4	4,500	
	590	24	13	11			24	11		24	24		11	25.18	1		
	591	32	15	17			32	10		32	32		17	23.00			
	592	76	27	47			76	12	7	74	73		45	19.20	3	6,100	
	593	41	21	20		2	40	1		41	41		19	21.36	7	5,614	
	594	46	14	32			46	11	7	46	45		32	18.46	1		
	595	33	18	15			33	1		33	33		15	19.53	9	4,122	
	596	21	10	11			21	1		21	21		11	25.36	4	5,500	
	597	5	2	3			5			5	5		3	15.66	1		
	598	8	5	3			8	1	1	8	8	1	3	19.00	5	3,100	
	599	17	12	5			17	1	1	17	17	1	5	24.40	2	4,000	
	600	3	3				3	1	1	3	3				8		
	601	17	8	9			16	1	1	17	15		8	16.00	7	4,500	
	602	8	5	3			8			8	8		3	15.00	5	3,800	
	603	37	22	15			37	10	7	37	37	2	14	12.35	13	3,769	
	604	4	3	1			4			4	4		1		2		
	605	9	7	2			9			9	9		2		4	3,450	
	606	10	6	4			10	1	1	10	10		3	10.00	4	3,600	
	608	4	3	1			4			4	4		1		5		
	609	5	4	1			5			5	5		1		2		
	610	9	5	4			9	5	1	9	9		4	21.00			
	611	26	10	16			26	17	1	26	26		14	16.78	2		
	612	19	12	7			19	5		19	18		7	24.14	1		
	613	32	12	18	1	1	32	8		30	30		18	22.38	1		
	614	57	27	30			57	17		57	57	1	28	22.28	1		
	616	25	12	13			25	1		25	25		10	18.30	1		
	617	9	1	8			9	4	4	9	9		8	16.50	2		
	618	32	11	20		1	32	11		31	31		19	20.15	2		
	619	13	5	8			13	4		13	13		7	18.14	1		
	636	15	7	8			15	9		15	15		7	22.85	2		
		643	30	17	12		1	30	3	2	29	29		12	19.00	10	3,700
	13	191	30	11	19			28	8	4	30	28		15	20.00	2	
		192	139	34	104		1	137	7	3	138	138	2	104	22.95	2	
		193	63	21	41		1	63	3		62	62	2	39	26.76	5	12,000
		200	137	33	104			135	8	8	137	137	31	101	33.34	12	6,933
216		10	7	2		1	10			9	9		2		5	12,000	
217		144	86	55	2	1	144	18	8	141	139		50	33.50	44	10,013	
218		65	27	35		2	65	18		62	62	1	35	25.22	6	4,083	
219		57	23	33		1	57	1		56	56		33	29.48	1		
220		108	43	63	2	1	106	26	10	106	106	1	63	23.44	4	6,300	
221		43	4	39			43	15	3	43	43		37	26.94	1		
222		73	27	43		3	71	7	2	70	69	1	41	28.41	3	4,666	
223		42	20	22			42	5	2	42	42		13	16.38	3	3,500	
224		39	12	25		2	39	5	2	37	37		22	21.59			
225		31	11	20			31	6	2	31	31		19	17.94	2		
226		2															
227		45	8	37			45	8		45	45	1	37	27.35			
228		70	28	41		1	70	13	3	69	69		41	23.41	5	7,200	
229		56	15	39	1	1	55	23	8	54	54		39	22.67	4	2,700	
230		20	13	7			20	8	2	20	20		7	22.14	6	4,750	
231		10		10			10			10	10		10	22.00			
232		48	9	36		3	48	16	6	45	45		36	25.25			
233		32	15	17			32	9	7	32	32		17	22.58	2		
234		13	1	8			13	7	2	9	9		7	14.85			
235		80	20	59		4	78	17	7	79	77	1	54	19.62	4	4,500	
244		53	21	29		3	50	13	11	50	47	1	25	23.88	2		
245	33	8	25			33	3		33	33		24	21.83	2			
248	29	12	15		2	29	5		27	26		13	25.30				
249	26	15	9		1	25	7	1	24	24		10	30.60	2			
14	205	16	11	5			16			16	16		5	43.40	8	10,375	
	206	29	13	16			28			29	28		16	49.75	6	12,000	
	207	12	5	7			12			12	12		7	65.71	5	12,000	
	208	24	10	13		1	23			23	22		14	53.21	4	15,250	
	209	2															
	210	52	29	23			51	1	1	52	51		23	51.43	12	9,808	
	211	99	76	23			97			99	97		21	55.14	52	12,153	
	212	18	13	4			18	6		17	17		4	83.50	12	15,166	
	213	6	6				6			6	6		6	13.500	6	13,500	
	214	44	43			1	44			43	43		43	13.930	43	13,930	
	215	92	68	24			88	1		92	88		22	54.18	53	13,866	
	216	1															
	253	5	5				5			5	5				4	14,750	
	254	11	5	5		1	11			10	10		4	15.750	4	15,750	
	255	24	23	1			24			24	24				22	11,613	
	256	1															
	258	1															
	259	29	20	9			29			29	29		8	46.37	15	13,800	
260	11	10	1			11			11	11		1		10	13,100		
263	2																
264	13	5	8			12	4		13	13		8	58.12	2			
265	6	5	1			6			6	6		1		2			
266	16	11	5			15			16	15		5	60.60	5	15,200		

¹For renter - occupied dwelling units and vacant nonseasonal not dilapidated units, for rent.²For owner - occupied dwelling units and vacant nonseasonal not dilapidated units, for sale only.

Table 3.—CHARACTERISTICS OF HOUSING FOR WARDS, BY BLOCKS: 1950—Con.

Ward	Block	All dwelling units by occupancy and tenure					All dwelling units by condition and plumbing facilities			Occupied dwelling units			Contract monthly rent ¹		Value of one-dwelling-unit structures		
		Total	Owner occupied	Renter occupied	Vacant non-seasonal not dilap., for rent or sale	Other vacant and non-resident	Number reporting	No private bath or dilap.	No running water or dilap.	Total	Persons per room		Occupied by non-white	Number reporting	Average monthly rent (dollars)	Number reporting	Average value (dollars)
											Number reporting	1.51 or more					
14	268	9	1	8		9			9	9	22		8	5862			
	300	49	5	44		47			49	49			44	3690	4	4,375	
	301	63	23	39	1	59	2		62	61			40	4,320	4	9,125	
	302	72	33	38	1	67	1		71	70	1		37	4,643	4	12,000	
	303	62	33	29		60	1	1	62	62			29	3,844	9	8,111	
	304	15	6	9		15			15	15			9	4,400			
	305	9	5	4		9			9	9			4	4,625	1		
	306	18	6	11		18			17	17			12	3,650	1		
	307	23	11	12	1	23			23	23			11	4,236	3	6,333	
	308	26	12	14		26			26	26			14	3,150	3	5,333	
	309	42	21	20	1	42			41	41			21	5,266	5	6,600	
	310	23	11	12		23			23	23			12	5,000	1		
	311	13	5	8		13			13	13			8	4,712	3	7,166	
	344	17	9	7	1	16			16	15			7	6,271	3	9,000	
	345	37	14	22	1	37			36	36			23	5,430	5	15,200	
	346	12	6	6		12			12	12			6	4,750	4	10,250	
	347	47	22	23	1	47		1	45	43			22	3,100	7	11,500	
	348	73	46	27	1	71		3	73	71			26	4,384	33	12,939	
	349	130		130		129			130	129	1		127	2,381			
	350	22		22		21			22	21			21	2,352			
	351	12		12		12			12	12			12	2,391			
	352	18		18		18			18	18			18	2,261			
	353	13		13		13			13	13	1		12	2,350			
	354	40		40		40			40	40			40	2,282			
	355	84		84		84	2	2	84	84			84	2,263			
	356	37		37		37			37	37			37	2,378			
	357	10	6	3		9		1	9	8			3	5,266	4	13,500	
	358	18	12	6		18			18	18			6	4,733	7	10,142	
	360	15	10	5		15			15	15			5	3,940	5	30,600	
	361	19	10	9		19			19	19			9	4,311	4	9,750	
	362	39	26	12		38	1	1	38	37	1		10	10,550	19	11,605	
	363	17	11	5		17			16	16			8	5,080	8	12,625	
	364	24	21	3		23			24	23			2		21	10,166	
	365	9	7	1		9			9	8			1		5	9,600	
	366	29	29			29			29	29			29	11,827	29	11,827	
	367	7	7			7			7	7			7	11,928	7	11,928	
	368	5	5			5			5	5			5	9,800	5	9,800	
	369	1															
	370	1															
	378	16	13	3		11			16	11			1		9	9,166	
	383	71	51	19		66			70	65	1		16	3,200	36	15,527	
	384	8	4	3	1	8			7	7			4	6,875	1		
	385	12	11	1		12		2	12	12			1		10	20,700	
	386	4	4			4			4	4			4		4	26,250	
	387	14	11	3		14			14	14			2		11	16,545	
	390	30	22	8		30			30	29			7	6,557	19	20,315	
	391	23	10	13		23			23	23	1		12	5,075	2		
	15	138	8	5	3		8			8	8			3	4,000	2	
		158	47	9	38		46	1	1	47	45	1		36	3,938	2	
		159	34	8	25		32	19	2	33	32			24	2,537	2	
		160	47	16	30	1	47	1		46	46			30	3,080	3	7,166
		161	14	9	5		13			14	13			4	4,375	4	8,625
		162	23	18	5		23			23	23			5	4,020	14	10,000
		163	10	10			10			10	10			6	4,133	10	11,250
		164	21	12	9		21			21	20			6		6	10,083
		165	41	21	20		41		2	41	41	1		19	2,742	6	7,833
		166	17	11	6		17			17	17			6	2,866	4	6,375
		167	18	8	10		18		7	18	18			10	2,470	1	
		168	2											39	3,905	6	7,083
		169	66	25	40		66		1	65	65			20	3,140	3	5,500
		170	37	16	21		37		3	37	37			10	4,500	3	13,666
		171	21	11	10		21			21	20			6	4,183	4	15,125
172		13	7	6		13			13	13			6				
174		2											4	50,25	9	10,388	
175		15	11	4		15			15	15			18	51,50	5	17,500	
176		36	14	20		36		2	36	34			28	37,46	8	10,750	
177		58	27	31		57		1	58	57			15	41,60	3	8,066	
178		30	14	15		30		1	29	29	1		13	61,46	3	16,666	
179		19	4	13		19		2	19	17			10	51,30	4	11,250	
180		28	14	12		28			26	26			16	4,343	12	10,333	
181		40	23	17		40		3	40	40	2		16	4,343	6	11,250	
182		20	14	4		19			19	17			10	4,750	3	4,666	
184		19	9	10		19		5	19	19	1		6	2,400	3	8,333	
185		12	6	6		12			12	12			6	261,6	7	10,714	
186		32	16	15	1	32			31	31			16	4,650	7	8,333	
187		86	35	51		86			86	86			47	4,308	9	12,055	
188		120	45	75		118		2	120	117			73	37,95	4	9,250	
189		101	41	59		99			100	98	1		57	43,49	8	7,400	
190		81	28	52		81		2	80	80			52	35,96			
191		55	22	32		55		13	54	54			31	36,87	2		
194		115	46	69		115		5	115	115			64	35,56	6	6,833	
195		67	33	33	1	67			66	66	1		34	46,52	12	10,833	
196	20	11	9		20			20	20			9	3,100	5	10,000		
197	1											4		7	9,571		
199	12	8	4		12			12	12				3,250				

¹For renter - occupied dwelling units and vacant nonseasonal not dilapidated units, for rent.
²For owner - occupied dwelling units and vacant nonseasonal not dilapidated units, for sale only.

HOUSING—BLOCK STATISTICS

Table 3.—CHARACTERISTICS OF HOUSING FOR WARDS, BY BLOCKS: 1950—Con.

Ward	Block	All dwelling units by occupancy and tenure					All dwelling units by condition and plumbing facilities			Occupied dwelling units			Contract monthly rent ¹		Value ² of one-dwelling-unit structures		
		Total	Owner occupied	Renter occupied	Vacant non-seasonal not dilap., for rent or sale	Other vacant and non-resident	Number reporting	No private bath or dilap.	No running water or dilap.	Total	Persons per room		Occupied by non-white	Number reporting	Average monthly rent (dollars)	Number reporting	Average value (dollars)
											Number reporting	1.51 or more					
15	200	18	2	16		18			18	18	1		16	38.62	2		
	201	4	1	3		4	1	1	4	4			2				
	202	9	5	4		9			9	9			4	28.25	5	10,200	
	203	14	11	2		14	2	2	13	13			2		10	10,300	
16	78	1															
	79	2															
	81	19	11	8		19	3	3	19	19			8	24.00	8	4,937	
	82	23	11	12		19	6		23	19	1	1	9	22.77	5	5,400	
	83	52	22	29		51	8		51	51			29	33.58	5	5,700	
	84	40	21	19		40	2		40	40			18	26.11	8	5,625	
	85	45	6	39		45	3		45	44			36	34.69	2		
	86	33	12	21		33	6	2	33	33	1	2	21	24.23	4	5,125	
	87	6	6			6			6	6					4	5,500	
	88	3	2	1		3			3	3			1		1		
	89	38	9	28		37	3	3	37	37			28	34.17	3	8,000	
	90	38	9	29		38	1	1	38	38		2	29	41.58	4	12,500	
	91	28	10	17		27	1	1	27	25			12	34.75	3	7,333	
	92	38	19	18		35	2		37	37			17	36.64	12	6,916	
	93	7	4	3		7			7	7	1		2		1		
	94	5	3	2		5	2	2	5	5			2		2		
	95																
	96	35	20	15		33	4		35	33			14	21.35	14	7,214	
	97	17	11	6		16	3	1	17	16			5	30.20	6	5,666	
	98	23	13	10		23	6		23	22			10	32.40	8	7,125	
	99	14	7	7		14	2		14	14			7	47.57	4	13,500	
	100	30	11	19		30	4	2	30	30	1	2	16	35.50	5	9,700	
	101	35	8	27		35	5	1	35	35			27	34.92	3	8,166	
	102	1															
	103	3	3			3			3	3					3	4,833	
	104	30	9	20		29	3	2	29	29			20	28.75	5	10,200	
	105	26	6	20		25	1	1	26	25			17	42.17	2		
	106	25	12	12	1	25			24	24			13	37.53	5	8,300	
	107	30	15	15		30	2		30	30			15	22.20	4	7,500	
	108	45	13	32		45	4	1	45	45	1		32	29.87	5	8,000	
	110	35	13	21		35			34	33			18	30.27	5	9,000	
	111	21	11	10		21	2		21	21			10	27.30	6	7,333	
	112	1															
	113	58	31	25	2	58			56	56		1	26	29.30	19	7,094	
	114	17	10	7		17	4		17	17			6	25.00	6	6,916	
	115	28	18	10		28	2		28	28			10	28.50	10	6,050	
	116	30	13	17		30	5	1	30	30			17	26.29	6	7,333	
	117	39	11	28		39	4	1	39	39	1	2	27	25.51	1		
	118	23	7	16		23	1	1	23	23			16	54.06	2		
	119	80	21	58		80	10		79	79	1		54	38.85	10	7,700	
	120	29	12	17		29	4	1	29	29			16	26.06	7	6,357	
	121	1															
	122	31	15	16		31	3	2	31	31		3	16	30.81	5	6,600	
	123	21	6	14		21	7	4	20	20			14	43.07	3	8,666	
	124	35	12	17	5	34	3		29	29	1		16	36.50	4	9,500	
	125	56	21	35		56	3	2	56	56		1	35	31.62	9	6,222	
	126	22	12	9		22	4		21	21		1	9	24.00	5	6,066	
127	33	19	13		33	5	3	32	32	1		12	33.00	12	7,666		
128	43	21	22		42	6	1	43	43		1	22	32.18	8	5,000		
130	23	15	8		23	14	6	23	23	3		8	30.12	3	5,766		
131	38	19	18		38	6		37	37			18	25.22	5	3,500		
132	40	17	23		40	9	3	40	40			23	23.52	3	5,666		
133	39	20	19		39	9	5	39	39	1		19	25.36	11	6,136		
134	32	15	16		31	7	5	31	30			17	26.41	8	5,537		
135	44	21	21	1	44	2		42	42			19	39.47	4	5,500		
136	42	22	19	1	42	4		41	41			19	28.73	7	7,928		
137	33	16	17		33	1		33	33			17	37.35	9	6,811		
138	28	25	3		28			28	28			3	43.66	22	10,222		
139	15	14			14			14	13			13	12.15	13	12,115		
140	40	21	19		40	4		40	40			18	25.83	10	7,250		
141	50	24	26		50	6	4	50	50			26	25.34	8	4,750		
142	43	15	28		43	5	1	43	43			28	26.21	5	7,700		
143	39	18	21		39	1	1	39	39			20	31.80	5	8,800		
144	3	3			3			3	3					2			
146	5	5			5	1	1	5	5					4	13,625		
147	8	6	2		8			8	8			2		5	9,680		
148	59	21	38		58	7		59	58	1		37	28.83	4	8,500		
149	46	15	31		46	3		46	46			31	29.87	2			
150	14	8	6		14			14	14	1		6	52.83	6	10,083		
151	25	23	2		25			25	25			2		21	11,333		
152	21	14	7		21			21	21			7	60.57	11	10,409		
153	17	13	4		15	4		17	15			3	39.33	10	11,600		
154	38	7	31		38	1		38	38			29	47.44	1			
155	38	17	21		38	1		38	38	1		20	27.95	6	23,000		
156	20	9	11		20			20	20			10	33.60	5	9,000		
157	22	18	4		21	12		22	22	2		4	32.50				
17	1																
	4	1	2					3									

¹For renter-occupied dwelling units and vacant nonseasonal not dilapidated units, for rent.
²For owner-occupied dwelling units and vacant nonseasonal not dilapidated units, for sale only.

Table 3.—CHARACTERISTICS OF HOUSING FOR WARDS, BY BLOCKS: 1950—Con.

Ward	Block	All dwelling units by occupancy and tenure					All dwelling units by condition and plumbing facilities			Occupied dwelling units			Contract monthly rent ¹		Value ² of one-dwelling-unit structures		
		Total	Owner occupied	Renter occupied	Vacant non-seasonal not dilap., for rent or sale	Other vacant and non-resident	Number reporting	No private bath or dilap.	No running water or dilap.	Total	Persons per room		Occupied by non-white	Number reporting	Average monthly rent (dollars)	Number reporting	Average value (dollars)
											Number reporting	1.51 or more					
17	5	9	5	4		9	4	1	9	9			2		2		
	6	1											1		7	4071	
	7	9	8	1		9	6	3	9	9			2		4	6000	
	8	1											2		3	7833	
	9	9	7	2		9	3	1	9	9	1		2		3	6000	
	10	7	5	2		7	2		7	7			3	2666	6	7750	
	11	3		3		3	3		3	3			7	2270	13	7423	
	12	22	11	11		22	3	2	22	22			10	2371			
	13	28	21	3	1	28	4	2	27	26			3	5100			
	14	3				3			3	3			22	3840	26	6869	
	15	52	29	22	1	51	7	2	51	51	1		40	3087	5	9000	
	18	71	30	41		71	12	10	71	71	1		15	4746	3	11000	
	19	22	7	15		22			22	22	1		1	1	3	9666	
	20	4	3	1		4	1	1	4	4			11	2936	4	10250	
	21	24	11	13		24	5	1	24	24	1		2		2		
	22	5	3	2		5	1	1	5	5	1		5	2600	11	7454	
	23	1				1			1	1							
	24	1				1			1	1							
	25	22	17	4	1	22	4		21	20	1						
	26	2				2			2	2			3	3600	8	8125	
	27	11	8	3		11			11	11			8	3450	14	10600	
	28	27	18	9		27			27	27			4	5325	5	7960	
	29	10	6	4		10			10	10			3	4666	14	10250	
	30	22	16	4	2	20			20	17					13	8846	
	31	22	16	4		20			20	17							
	32	14	13			14			13	13							
	33	2				2			2	2							
	34	1				1			1	1			2		3	8500	
	37	6	4	2		6			6	5			6	5766	16	9187	
	38	23	17	6		23			23	23			3	4033	14	10107	
	39	18	15	3		17			18	17							
	40	27	14	13		27	1		27	27	1		11	3500	10	6450	
	41	21	11	10		21	2		21	21			10	3090	4	6000	
	43	21	5	16		21			21	21	1		16	3925	1		
	44	20	8	12		20			20	16			8	7200	5	12000	
	45	23	10	13		23	3		23	22			13	2869			
	46	35	13	22		35	1		35	35			21	3157	2	6000	
	47	27	13	14		27	1	1	27	27			14	3592	4	6000	
	48	24	16	8		24			24	24			8	4425	5	11400	
	49	32	18	14		32	6	2	32	24			14	2485	7	6357	
	50	25	14	11		25	2	2	25	25			11	3354	10	6050	
	51	17	11	5		17	3		16	16			4	3825	9	7688	
	52	18	12	5		18	5	3	17	17			5	2900	8	8500	
	53	36	14	22		35	2	2	36	36			22	2968	4	11500	
	54	40	14	26		39	1	1	40	39			24	2695	4	10500	
	55	36	15	20		36	1		35	35			20	3040	4	5125	
	56	7	4	3		6	2		7	6			3	3133	1		
	57	6	4	2		6	1		6	6			2		1		
	58	36	9	23		33	2		32	30			22	2895	4	4875	
	59	21	10	11		21			21	21			10	3730	1		
	60	28	14	14		28	2	2	28	28			14	3321	9	8777	
	61	49	23	26		49	4	3	49	48			26	3915	2		
	62	27	15	11	1	27			26	26			11	3445	7	10214	
	63	37	17	19		37	9	3	36	36	1		17	2952	4	5375	
	64	42	22	19		41	8	8	41	41		1	19	2715	7	5071	
	65	38	17	20		38	8	3	37	37			18	2338	6	5083	
	66	33	16	17		33	8	7	33	33			16	2893	9	5877	
	67	22	8	12		22	3	3	20	20	1		12	3400	3	6166	
	69	4	2			4			4	4			1		1		
	70	31	9	22		30	1	1	31	30			22	3477	2		
	71	39	19	20		39	7	6	39	39			20	3200	5	4200	
	72	36	19	17		36	9	8	36	36			17	2523	10	6350	
	73	34	21	13		34	3		34	34			12	2766	13	7192	
	74	29	19	10		29	6	3	29	29			10	3780	8	5837	
	75	31	10	20		31	3	2	30	28			20	2060	4	6250	
	76	36	23	13		35	1		36	35			18	4333	15	7886	
	77	1				1			1	1			1		4	10500	
	78	10	7	1		10			10	8							
	79	2				2			2	2							
	18	376	14	12	2		14	1	1	14	14			1	11	15500	
		378	38	25	11		38	1	1	36	36			11	19	12763	
		379	19	11	6		18	6		17	17			5	9	13000	
380		127	62	64	1	124	13	4	126	123		1	61	29	11751		
381		95	59	33	1	91	4		92	88			27	32	9171		
382		22	14	8		22			22	22			8	6525	12	13666	
383		20	18	2		18			20	20					16	17093	
388		2				2			2	2					7	11714	
389		8	7	1		8			8	8			19	2494	4	5000	
450		34	13	21		34	4		34	34			20	2965	4	5375	
451		34	12	22		34	3	1	34	34			13	3453	3	6166	
452		20	7	13		20	6		20	20			35	1937	3	4500	
453		62	25	36	1	61	21	20	61	50		1	31	1906	7	5428	
454		52	19	33		52	20	4	52	44			2				
455		4				4			4	4			47	2463	1		
456	69	18	51		68	5	5	69	68			25	2172				
457	37	12	25		37	6		37	37								

¹For renter - occupied dwelling units and vacant nonseasonal not dilapidated units, for rent.
²For owner - occupied dwelling units and vacant nonseasonal not dilapidated units, for sale only.

HOUSING—BLOCK STATISTICS

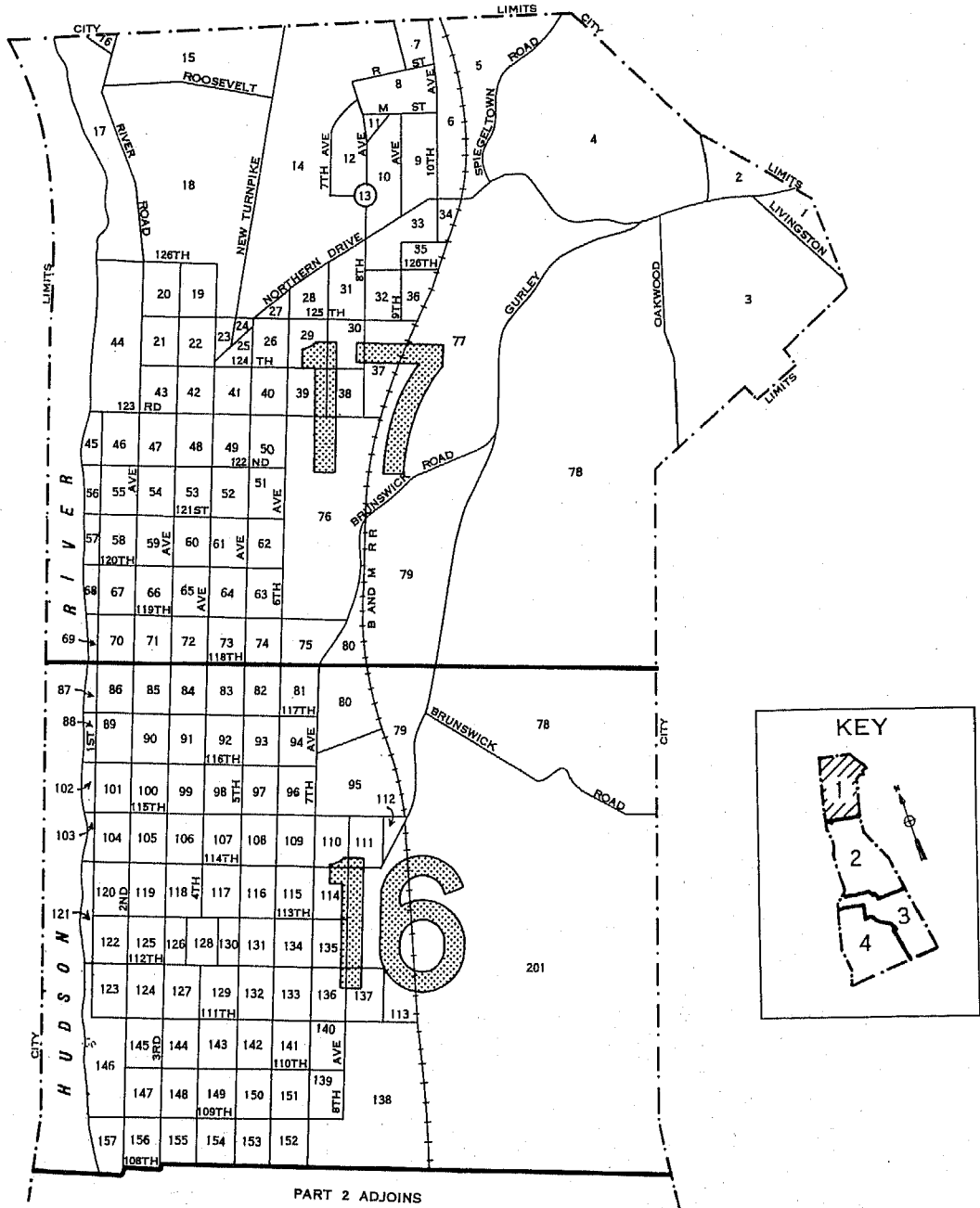
Table 3.—CHARACTERISTICS OF HOUSING FOR WARDS, BY BLOCKS: 1950—Con.

Ward	Block	All dwelling units by occupancy and tenure					All dwelling units by condition and plumbing facilities			Occupied dwelling units			Contract monthly rent ¹		Value ² of one-dwelling-unit structures		
		Total	Owner occupied	Renter occupied	Vacant non-seasonal not dilap., for rent or sale	Other vacant and non-resident	Number reporting	No private bath or dilap.	No running water or dilap.	Total	Persons per room		Occupied by non-white	Number reporting	Average monthly rent (dollars)	Number reporting	Average value (dollars)
											Number reporting	1.51 or more					
18	458	27	10	17					27	27			17	25.05	2		
	459	27	10	17				27	26			13	18.38	1			
	460	45	16	28		1		45	44			28	32.14	6	6,666		
	461	40	22	17	1			40	39			17	53.64	12	10,225		
	462	10	6	4				9	10			3	65.00	4	15,000		
	463	22	15	7				22	22			7	51.71	10	12,100		
	464	15	9	6				15	15			6	30.83	3	6,000		
	465	21	10	9		2		21	19			9	36.55	4	7,875		
	466	97	36	58	1	2		97	94	8		54	26.01	16	6,925		
	467	29	10	19				26	14	10		2	16.35	2			
	468	21	4	17				21	7				16	21.87	1		
	469	4	2	2				4	4			2					
	470	30	3	27				30	4	1		1	27	21.96			

¹For renter - occupied dwelling units and vacant nonseasonal not dilapidated units, for rent.²For owner - occupied dwelling units and vacant nonseasonal not dilapidated units, for sale only.

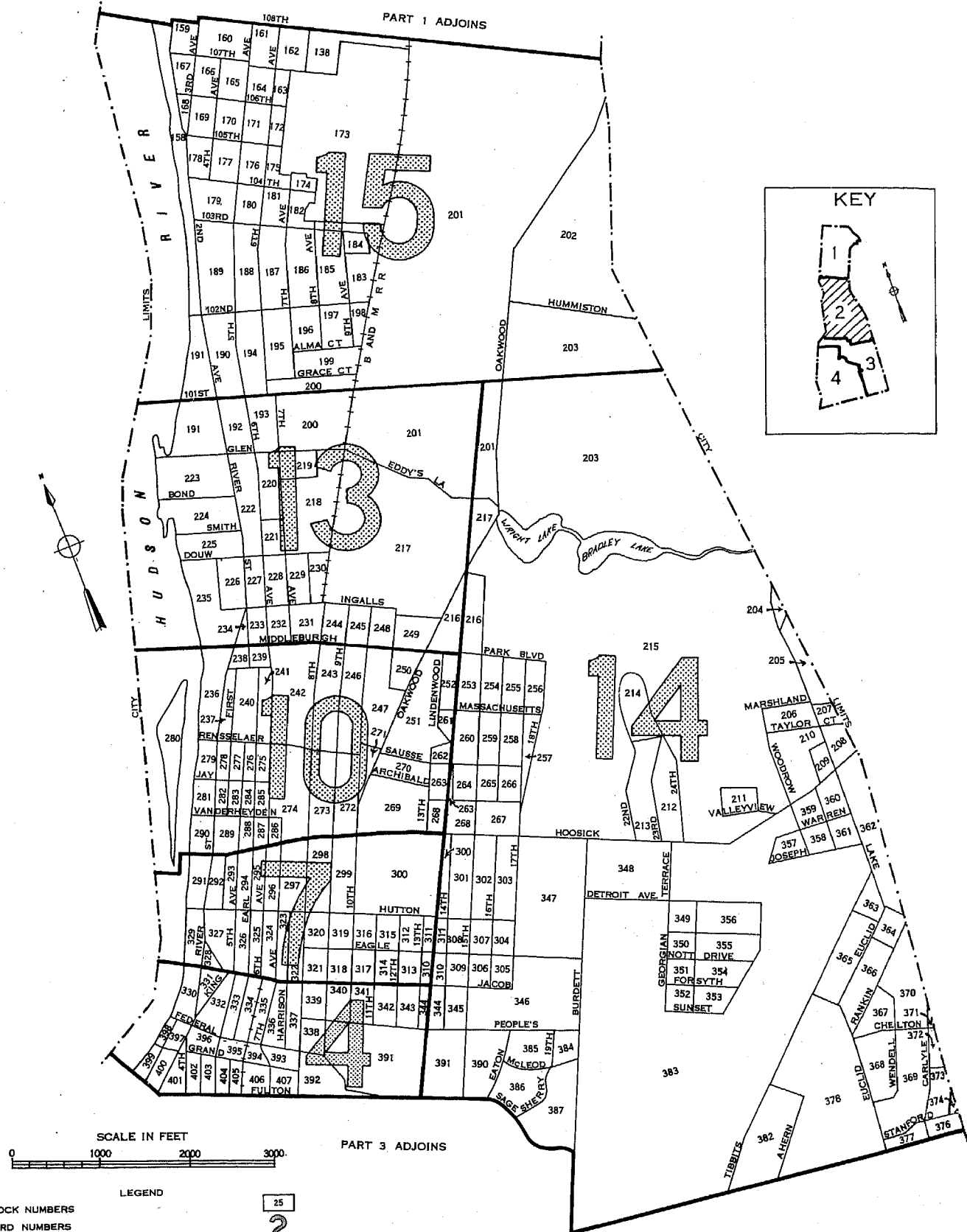
TROY, NEW YORK, BY WARDS AND BLOCKS: 1950

PART 1 OF 4 PARTS



TROY, NEW YORK, BY WARDS AND BLOCKS: 1950

PART 2 OF 4 PARTS



LEGEND

BLOCK NUMBERS

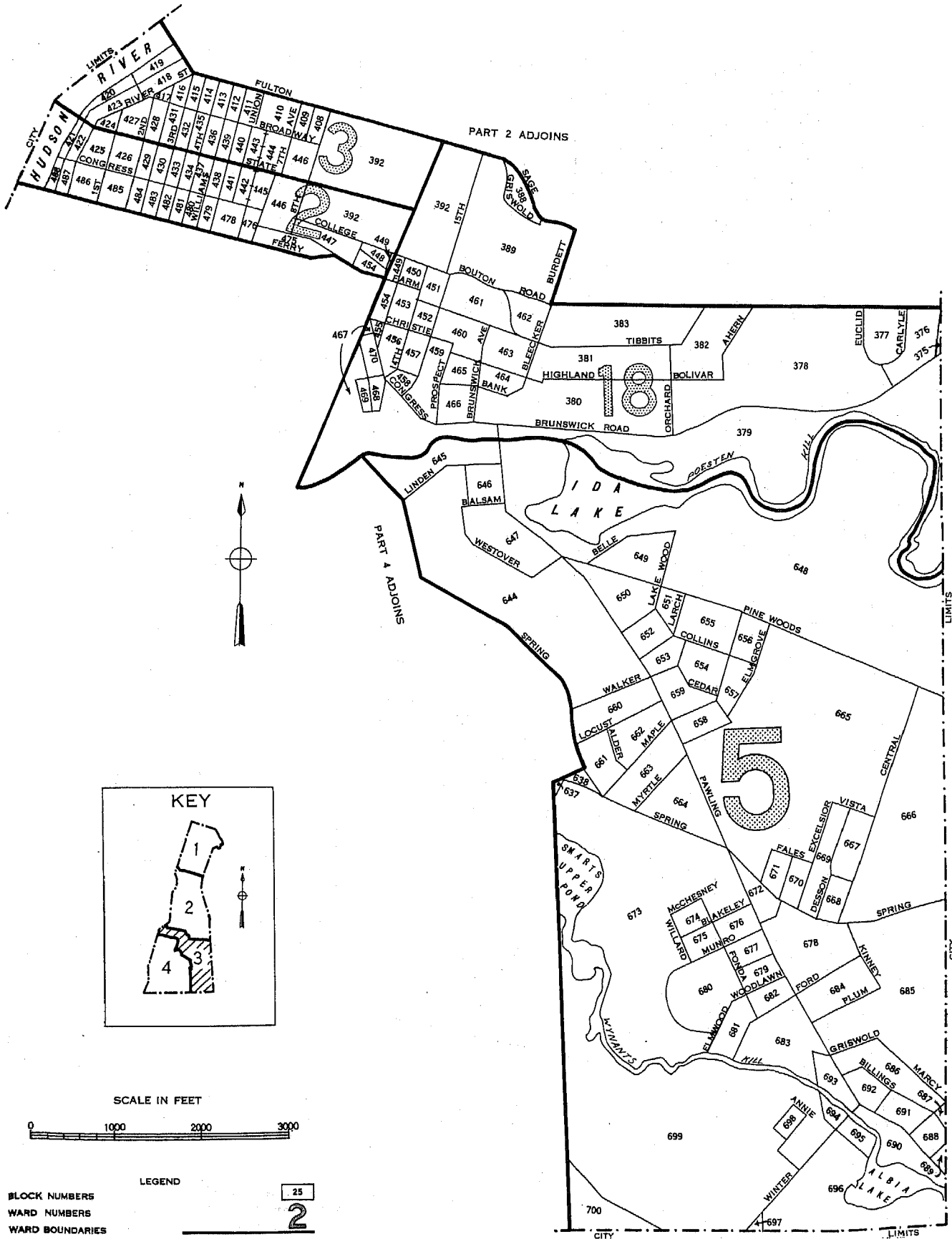
WARD NUMBERS

WARD BOUNDARIES

U.S. DEPARTMENT OF COMMERCE, BUREAU OF THE CENSUS

TROY, NEW YORK, BY WARDS AND BLOCKS: 1950

PART 3 OF 4 PARTS



LEGEND

BLOCK NUMBERS 25

WARD NUMBERS 2

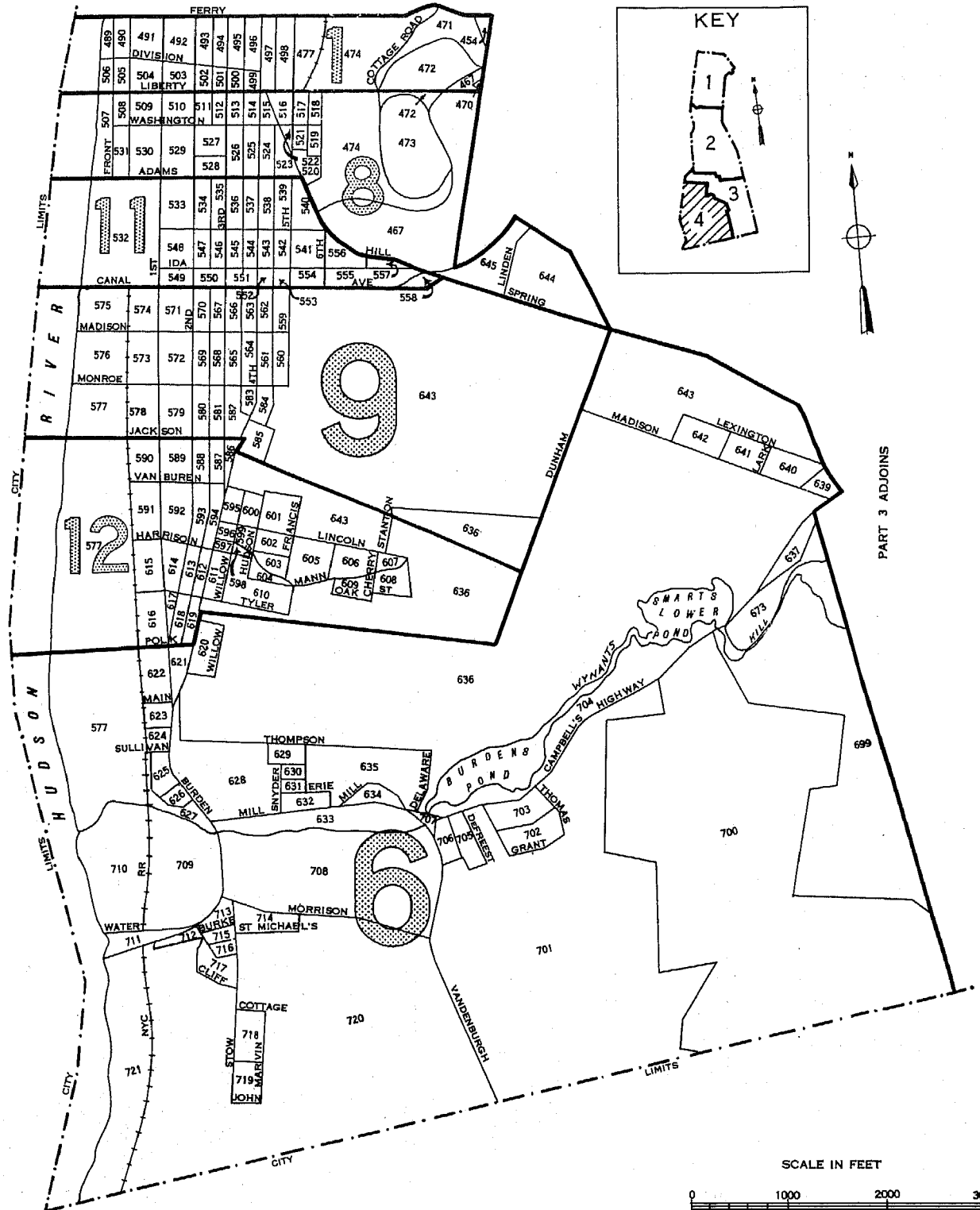
WARD BOUNDARIES

U.S. DEPARTMENT OF COMMERCE, BUREAU OF THE CENSUS

TROY, NEW YORK, BY WARDS AND BLOCKS: 1950

PART 4 OF 4 PARTS

PART 3 ADJOINING




LEGEND

BLOCK NUMBERS
 WARD NUMBERS
 WARD BOUNDARIES
 U.S. DEPARTMENT OF COMMERCE, BUREAU OF THE CENSUS

1950 UNITED STATES CENSUS OF HOUSING

U. S. DEPARTMENT OF COMMERCE • BUREAU OF THE CENSUS



TULSA, OKLA.

**BLOCK
STATISTICS**

U. S. CENSUS OF HOUSING: 1950

Volume

- I General Characteristics
- II Nonfarm Housing Characteristics
- III Farm Housing Characteristics
- IV Residential Financing
- V Block Statistics

Housing statistics for census tracts are to be included in the Population reports on census tracts.

U. S. CENSUS OF POPULATION: 1950

Volume

- I Number of Inhabitants
- II Characteristics of the Population

Succeeding volumes will cover the following subjects:

Census Tracts, Nativity and Parentage, Nonwhite Population by Race, Persons of Spanish Surname, Institutional Population, Differential Fertility, Labor Force Characteristics, Occupation, Industry, Income, Internal Migration, Education, Characteristics of Families and Households.

UNITED STATES CENSUS of HOUSING : 1950
U. S. DEPARTMENT OF COMMERCE
CHARLES SAWYER, Secretary

BUREAU OF THE CENSUS
ROY V. PEEL, Director



BLOCK STATISTICS


**TULSA
OKLAHOMA**

*Prepared under the supervision of
Howard G. Brunsman, Chief
Population and Housing Division*

1950 HOUSING CENSUS REPORT
VOLUME V, PART 198

UNITED STATES GOVERNMENT PRINTING OFFICE 1951

BLOCKS





BUREAU OF THE CENSUS

ROY V. PEEL, *Director*

A. ROSS ECKLER, *Deputy Director*
HOWARD C. GRIEVES, *Assistant Director*
CONRAD TAEUBER, *Assistant Director*
MORRIS H. HANSEN, *Assistant Director for Statistical Standards*
ROBERT Y. PHILLIPS, *Assistant Director for Operations*
CALVERT L. DEDRICK, *Coordinator, International Statistics*
FRANK R. WILSON, *Information Assistant to the Director*

Population and Housing Division—

HOWARD G. BRUNSMAN, *Chief*
WAYNE F. DAUGHERTY, *Assistant Chief for Housing*
ROBERT B. VOIGHT, *Assistant Chief for Operations*
HENRY S. SHRYOCK, Jr., *Assistant Chief for Population*
EDWIN D. GOLDFIELD, *Program Coordinator*

Quality and Equipment Statistics—Robert C. Hamer, *Chief*
Inventory Statistics—Carl A. S. Coan, *Chief*
Developmental Programs—J. Hugh Rose, *Chief*
Residential Financing—Junia H. Honnold, *Chief*
Territories and Possessions—Joel Williams, *Chief*
Statistical Sampling—Joseph Steinberg, *Chief*
Statistical Procedure—Morton A. Meyer, *Chief*
Processing Operations—Milton D. Lieberman, *Chief*

Administrative Service Division—WALTER L. KEHRES, *Chief*
Agriculture Division—RAY HURLEY, *Chief*
Budget Officer—CHARLES H. ALEXANDER
Business Division—HARVEY KAILIN, *Acting Chief*
Field Division—LOWELL T. GALT, *Chief*
Foreign Trade Division—J. EDWARD ELY, *Chief*
Geography Division—CLARENCE E. BATSCHELET, *Chief*
Governments Division—ALLEN D. MANVEL, *Chief*
Industry Division—MAXWELL R. CONKLIN, *Chief*
Machine Tabulation Division—C. F. VAN AKEN, *Chief*
Personnel Division—HELEN D. ALMON, *Chief*

SUGGESTED IDENTIFICATION

U. S. Bureau of the Census. *U. S. Census of Housing: 1950. Vol. V, Block Statistics, Part 198.*
U. S. Government Printing Office, Washington, D. C., 1951.

For sale by the Superintendent of Documents, U. S. Government Printing Office, Washington 25, D. C.,
or any of the Field Offices of the Department of Commerce - Price 25 cents

PREFACE

This report presents statistics on characteristics of dwelling units by blocks for the city. The tabulations are based on data from the 1950 Census of Housing, taken as of April 1, 1950. Authorization for the 1950 Census of Housing as part of the Seventeenth Decennial Census was provided by the Housing Act of 1949, approved July 15, 1949.

The major portion of the information compiled from the 1950 Census of Housing appears in Volume I, *General Characteristics*; Volume II, *Nonfarm Housing Characteristics*; Volume III, *Farm Housing Characteristics*; Volume IV, *Residential Financing*; and Volume V, *Block Statistics*. Volume V consists of separate reports, issued as bulletins for each of the 209 cities which in 1940 or in a subsequent census had a population of 50,000 or more. These reports will not be bound into a single publication.

The subjects covered in both the 1950 and 1940 reports on characteristics of dwelling units by blocks are substantially similar.

This report was prepared under the direction of Howard G. Brunsman, Chief, Population and Housing Division, and Wayne F. Daugherty, Assistant Chief for Housing. Robert C. Hamer, Chief, Quality and Equipment Statistics Section, was in charge of coordinating the content and the format of the report with assistance from Carl A. S. Coan, Chief, Inventory Statistics Section; Floyd D. McNaughton, Chief, Equipment and Facilities Unit; Beulah Washabaugh, Chief, Tenure and Vacancy Unit; and Walter A. Hines. The compilation of the statistics was under the supervision of Robert B. Voight, Assistant Chief for Operations.

The collection of the information on which these statistics are based was under the supervision of Lowell T. Galt, Chief, Field Division. The geographic work, including the assignment of all block numbers and the preparation of maps, was under the supervision of Clarence E. Batschelet, Chief, Geography Division. The data were tabulated under the supervision of C. F. Van Aken, Chief, Machine Tabulation Division.

November 1951.

TULSA, OKLA.

CONTENTS

INTRODUCTION

	Page		Page
General.....	1	Definitions and explanations—Continued	
Related reports.....	1	Persons per room.....	2
Use of data.....	1	Color of occupants.....	2
Comparability with 1940 Housing Census data.....	1	Contract monthly rent.....	2
Definitions and explanations.....	1	Value of one-dwelling-unit structures.....	2
Dwelling unit.....	1	Number reporting.....	2
Occupancy and tenure.....	2	Block identification.....	2
Condition and plumbing facilities.....	2		

TABLES

	Page
Table 1.—Characteristics of housing for the city: 1950.....	3
Table 2.—Characteristics of housing by wards: 1950.....	-
Table 3.—Characteristics of housing for block areas, by blocks: 1950.....	4

Map of city, by blocks, appears following last page of tables.

BLOCK STATISTICS

INTRODUCTION

GENERAL

Volume V of the Reports on Housing consists of a separate report for each of the 200 cities which in 1940 or in a subsequent census prior to 1950, had a population of 50,000 or more. Each report presents for the city, by blocks, tabulations for a limited number of subjects obtained in the Census of Housing. The subjects in these reports are similar to those in the block statistics supplements to Volume I of the reports of the 1940 Census of Housing. The subjects in this report present the number of dwelling units classified by occupancy and tenure, condition and plumbing facilities, persons per room, color of occupants, average contract monthly rent of renter-occupied and selected vacant units, and the average value of one-dwelling-unit owner-occupied and selected vacant structures. In table 1, the statistics for these subjects are summarized for the city. Table 2 of the standard series is omitted, as this city was not reported by wards or tracts. In table 3, the data are presented by blocks within block areas. Maps identifying the location of each block and the block area boundaries are a part of this report.

Related reports.—Related statistics for this city are contained in the Reports on Housing, Volume I, *General Characteristics*; and in the Reports on Population, Volume I, *Number of Inhabitants*, and Volume II, *Characteristics of the Population*.

The Reports on Housing for each State in Volume I present data on the characteristics of dwelling units for the State by residence (urban, rural nonfarm, and rural farm), for standard metropolitan areas, urbanized areas, counties, for urban places, places of 1,000 to 2,500 inhabitants, and rural-nonfarm and rural-farm dwelling units for each county. Each report includes the following subjects: occupancy, tenure, race of occupants, type of structure, year built, condition and plumbing facilities, water supply, toilet and bathing facilities, number of rooms, number of persons, persons per room, electric lighting, heating equipment, heating and cooking fuels, refrigeration equipment, kitchen sink, radio, television, and, for nonfarm units, the contract monthly rent, gross monthly rent, and value of one-dwelling-unit structures.

Volume I of the Reports on Population shows the 1950 population of each county and of each minor civil division within the county. It also contains figures for each incorporated place, for each unincorporated place with 1,000 or more inhabitants, and for incorporated places of 5,000 or more by wards. A special series of tables presents data for each urbanized area giving the incorporated places and portions of minor civil divisions within it.

Volume II of the 1950 Population Reports contains statistics on the general characteristics of the population. Chapter A of this volume repeats the figures on number of inhabitants as shown in Volume I; Chapter B presents demographic, economic, and social characteristics of the population; and Chapter C gives more detailed cross-classifications for States and large cities and standard metropolitan areas.

Use of data.—The tabulation of housing characteristics for areas as small as city blocks provides descriptive material of considerable value for technical studies of housing in the city. The statistics will be useful in compiling totals for special types

of areas that may be defined to meet the requirements of individual investigators. Users of the data should bear in mind that in practically all cases the data for a given block represent the work of only one enumerator. Consequently, housing characteristics for blocks are subject to a wider margin of error than is to be expected in the figures for tracts or wards which represent returns made by a number of enumerators. Misinterpretation of instructions by one enumerator may cause a significant bias in the statistics for a block even though it may have a negligible effect upon the figures for larger areas. For example, the enumeration of "condition" depended to a considerable extent upon the judgment of the individual enumerator. Also, failure to indicate the correct block number for a significant number of dwelling units may introduce errors into the block data.

Comparability with 1940 Housing Census data.—In the 1940 Census of Housing, reports entitled "Block Statistics" were issued as supplements to the first series of Housing bulletins. These supplements consisted of separate reports for each of the 191 cities which had 50,000 inhabitants or more in 1930.

In the 1950 reports, the block numbers used are different, in most cases, from those used in the 1940 reports. Therefore, to compare 1940 and 1950 data for a given block, it is necessary to locate the block on the maps to obtain the corresponding 1940 and 1950 block numbers.

The subjects in both the 1940 and 1950 reports are substantially similar. However, data on number of structures, year built, and mortgage status have been omitted from the 1950 report. Furthermore, in the 1940 reports average contract or estimated monthly rent was reported for all dwelling units while in 1950 average contract monthly rent is reported for some, and average value for other, dwelling units.

DEFINITIONS AND EXPLANATIONS

More detailed and complete definitions are presented in Volume I of the Housing Reports.

Dwelling unit.—In general, a dwelling unit is a group of rooms or a single room, occupied or intended for occupancy as separate living quarters, by a family or other group of persons living together or by a person living alone.

A group of rooms, occupied or intended for occupancy as separate living quarters, is a dwelling unit if it has separate cooking equipment or a separate entrance. A single room, occupied or intended for occupancy as separate living quarters, is a dwelling unit if it has separate cooking equipment or if it constitutes the only living quarters in the structure. Also, each apartment in a regular apartment house is a dwelling unit even though it may not have separate cooking equipment. Excluded from the dwelling unit count are large rooming houses, institutions, dormitories, and transient hotels and tourist courts.

In the 1940 Census, a dwelling unit was defined as the living quarters occupied or intended for occupancy by one household. A household consisted of a family or other group of persons living together with common housekeeping arrangements, or a person living entirely alone. However, the enumerator was not explicitly

instructed to define rooms as dwelling units on the basis of cooking equipment or separate entrance.

The number of dwelling units in the 1950 Census may be regarded as comparable with the number of dwelling units in the 1940 Census. Some living quarters may have been classified as separate dwelling units in the one census and not in the other. Further, in the 1950 Census, living quarters with five or more lodgers were not tabulated as dwelling units; generally, such quarters were included in the 1940 dwelling unit count. However, the net effect of these changes is probably small.

Occupancy and tenure.—Dwelling units are classified by occupancy and tenure into four groups: owner-occupied; renter-occupied; vacant nonseasonal not dilapidated, for rent or sale; and other vacant and nonresident. A dwelling unit is classified as owner-occupied if it was owned wholly or in part by the head of the household or by some related member of his family living in the dwelling unit. All other occupied units are classified as renter-occupied whether or not cash rent was actually paid for living quarters. Rent-free units and living accommodations received in payment for services performed are thus included with the renter-occupied units.

A dwelling unit is considered vacant if no persons are living in it at the time of enumeration. New units not yet occupied were enumerated as vacant dwelling units if construction had proceeded to the extent that all the exterior windows and doors were installed and final usable floors were in place. The classification "Vacant nonseasonal not dilapidated, for rent or sale" is descriptive of the vacant dwelling units reported in this classification. "Other vacant and nonresident" units include all dilapidated and seasonal vacant units as well as the not dilapidated units which were not for rent or sale.

Because of changes in enumeration procedures, the counts of total vacant units in 1940 and 1950 are not strictly comparable. In 1940, vacant units were enumerated if they were habitable; units uninhabitable and beyond repair were excluded from the enumeration. In 1950, units were included regardless of condition if they were intended for occupancy as living quarters. Therefore, no comparison should be made between the data on "vacant nonseasonal not dilapidated, for rent or sale" units from the 1950 Census and data in the 1940 Census reports.

In both censuses, dwelling units occupied entirely by nonresidents were included with vacant units not for rent or sale. Trailers, tents, houseboats, and railroad cars which were vacant were excluded from the dwelling unit inventory in both 1950 and 1940.

Condition and plumbing facilities.—Data on condition of a dwelling unit are shown in combination with data for selected plumbing facilities and are, therefore, limited to units for which both condition and plumbing facilities are reported. Plumbing facilities include water supply, toilet facilities, and bathing facilities.

The category "with private bath" includes those dwelling units reported with both a flush toilet and a bathtub or shower inside the structure for the exclusive use of the occupants of the unit. The category "no private bath" includes those dwelling units not having private flush toilet or not having private bathing facilities. The "no running water" category includes units with only piped running water outside the structure or with only other sources such as a hand pump.

A dwelling unit is "dilapidated" when it is run-down or neglected, or is of inadequate original construction, so that it does not provide adequate shelter or protection against the elements or it endangers the safety of the occupants.

Persons per room.—The number of persons per room has been computed for each occupied dwelling unit by dividing the number of persons in the dwelling unit by the number of rooms in the dwelling unit. All persons enumerated in the Population Census as members of the household (including lodgers, servants, and

other nonrelated persons) are counted in determining the number of persons that occupy the dwelling unit. The number of rooms in the dwelling unit includes all rooms available for living quarters throughout the year. Not counted as rooms are bathrooms, closets, pantries, halls, screened porches, and unfinished rooms in the basement and attic.

Color of occupants.—Occupied dwelling units are classified by color of head of household according to the definition used in the 1950 Census of Population. The group designated as "non-white" consists of Negroes, Indians, Japanese, Chinese, and other nonwhite races. Persons who are not definitely Indian or of other nonwhite race are classified as white.

Contract monthly rent.—Contract monthly rent is the rent, at the time of enumeration, contracted for by the renter regardless of whether it includes furniture, heating fuel, electricity, cooking fuel, water, or personal services.

Monthly rent for vacant dwelling units is the amount asked for the dwelling unit at the time of enumeration. The average monthly rent relates to renter-occupied dwelling units and vacant nonseasonal not dilapidated units for rent. Dwelling units which are occupied "rent-free" are not included with the units reporting rent.

Value of one-dwelling-unit structures.—Average value is shown for owner-occupied dwelling units and vacant nonseasonal not dilapidated units which are for sale only. Value is shown only if the unit is in a one-dwelling-unit structure without business and if it is the only dwelling unit included in the property. The value represents the amount for which the owner estimates that the property, including such land as belongs with it, would sell under ordinary conditions and not at a forced sale. For vacant units, value is the sale price asked by the owner.

Number reporting.—Occupancy and tenure are reported for all dwelling units, and color of occupants is reported for all occupied units. The corresponding distributions for these subjects in table 1 are based on all dwelling units and on occupied units, respectively. For all other subjects, the distributions are based on the units for which the specific characteristics are reported, that is, the "Number reporting."

The number of dwelling units for which the enumerator obtained no report on a particular item is shown for the city totals only; however, the number "not reported" can easily be derived for each area in tables 2 and 3 by subtracting the number reporting from the total number of dwelling units (or total occupied).

Block identification.—A map or series of maps is included in this report showing block numbers for each block, letter designations for block areas, and the names of principal streets.

Blocks are identified by serial numbers, a separate series of numbers being used for each block area. Thus, the location of each block for which data are presented in table 3 may be determined by referring to the identification of the block area and block shown on the map. Similarly, data for a specific block may be located in the table by reference to the map for the identification numbers of the block area and block.

A block area is an arbitrary subdivision established to facilitate numbering blocks in groups of less than 1,000. In some cities this division was not necessary and the blocks are numbered within the city as a whole.

If no dwelling units are reported for a block, the block number is not listed in table 3, although it is shown on the map. Dwelling units for which the block number was not reported are indicated in the table by the symbol "NR." Detailed data are not shown for such dwelling units, nor for blocks containing fewer than three dwelling units. Average monthly rent is not shown when the monthly rent was reported for fewer than three dwelling units. Average value is not shown when the value of one-dwelling-unit properties was reported for fewer than three dwelling units. All dwelling units are included, however, in the statistics for the city.

Table 1.—CHARACTERISTICS OF HOUSING FOR THE CITY: 1950

Subject	Number	Percent	Subject	Number	Percent
OCCUPANCY AND TENURE			PERSONS PER ROOM		
All dwelling units.....	60,659	100.0	Occupied dwelling units.....	58,680	...
Owner occupied.....	33,979	56.0	Number reporting.....	57,778	100.0
Renter occupied.....	24,701	40.7	1.50 or less.....	54,951	95.1
Vacant nonseasonal not dilapidated, for rent or sale.....	1,095	1.8	1.51 or more.....	2,827	4.9
Other vacant and nonresident.....	884	1.5	Not reported.....	902	...
CONDITION AND PLUMBING FACILITIES			CONTRACT MONTHLY RENT		
All dwelling units.....	60,659	...	Renter-occupied, and vacant nonseasonal not dilapidated units, for rent—Number reporting.....	23,519	...
Number reporting.....	59,096	100.0	Total contract monthly rent..... dollars..	948,204	...
With private bath, not dilapidated.....	47,199	79.9	Average monthly rent..... dollars..	40.32	...
No private bath, with running water, not dilapidated.....	7,406	12.5	VALUE OF ONE-DWELLING-UNIT STRUCTURES		
No running water or dilapidated.....	4,491	7.6	Owner-occupied, ¹ and vacant nonseasonal not dilapidated units, for sale only—Number reporting.....	28,356	...
Condition or plumbing facilities not reported.....	1,563	...	Total value or sale price..... dollars..	255,261,600	...
No private bath or dilapidated.....	11,897	20.1	Average value..... dollars..	9,002	...
COLOR OF OCCUPANTS					
Occupied dwelling units.....	58,680	100.0			
White.....	53,395	91.0			
Nonwhite.....	5,285	9.0			

¹ Restricted to 1-dwelling-unit properties.

(Table 2 of the standard series is omitted, as this city was not reported by wards or tracts)

HOUSING—BLOCK STATISTICS

Table 3.—CHARACTERISTICS OF HOUSING FOR BLOCK AREAS, BY BLOCKS: 1950

(Detailed statistics not shown for blocks containing fewer than 3 dwelling units, nor for dwelling units not allocated by blocks (designated by NR))

Block area	Block	All dwelling units by occupancy and tenure					All dwelling units by condition and plumbing facilities			Occupied dwelling units			Contract monthly rent ¹		Value ² of one-dwelling-unit structures		
		Total	Owner occupied	Renter occupied	Vacant non-seasonal not dilapidated, for rent or sale	Other vacant and non-resident	Number reporting	No private bath or dilap.	No running water or dilap.	Total	Persons per room		Occupied by non-white	Number reporting	Average monthly rent (dollars)	Number reporting	Average value (dollars)
											Number reporting	1.51 or more					
A	3	9		9					9	9			9	23.88			
	4	1															
	5	1															
	6	7	4	3		7	2	1	7	6	1		3	38.00	2		
	8	4	2	2		4	4	4	4	4	1		1		2		
	9	18	13	5		18	4	4	18	18			5	24.60	9	3,677	
	10	28	11	15	2	25	7	5	26	26	1	2	14	33.85	8	3,700	
	11	7	2	5		6	6		7	7	1		5	22.20			
	12	14		13	1	14	12		13	13	2		13	22.53			
	13	12		12		12			12	12			12	22.16			
	14	7		7		7			7	7			7	16.57			
	15	2															
	16	5	1	4		5	2		5	5			2				
	17	17	2	15		15	14	10	17	17	2		13	41.07			
	18	27	5	19	3	27	13	8	24	24	1		18	27.05	3	4,666	
	19	22	8	13	1	21	8	4	21	21	1		12	25.83	5	1,800	
	20	15	4	11		15	6	2	15	15	2		10	28.30	4	4,625	
	21	19	4	15		18	13	7	19	19	5		14	24.42	4	2,325	
	22	23	7	16		23	11	11	23	23	4		16	21.87	4	3,200	
	23	32	7	24		32	11	5	31	31	1		23	30.82	5	3,940	
	24	17	4	13	1	17	6	1	17	17			12	23.66	2		
	25	19	2	17		19	9	4	19	19	3		15	23.53			
	26	3	2	1		3	1	1	3	3			1		1		
	27	13		13		13			13	13			13	25.38			
	28	15	2	12	1	15	11	4	14	13			11	32.00	2		
	29	9	5	4		9	4	2	9	9	2		4	18.50	4	2,875	
	30	10	3	7		9	3		10	10			6	28.16	3	3,000	
	31	21	10	11		21	9	5	21	21	2		11	32.72	8	3,000	
	32	24	14	10		23	11	7	24	24	3		10	25.60	14	3,278	
	33																
	34	20	8	8		16	9	9	16	16	3		8	22.37	8	3,312	
	35	49	14	33	1	46	22	7	47	47	5	3	33	30.21	12	3,766	
	36	24	6	17	1	20	5	4	23	23	4		14	25.21	4	2,925	
	37	22	10	12		22	9	1	22	22	2	2	12	26.91	6	3,416	
	38	35	2	24	2	35	22	9	33	33	3	1	25	26.40	5	3,020	
	39	8	2	6		8	8		8	7			6	31.66			
	40	3	2	1		3	2		3	3			1		2		
	41	21	12	8	1	21	2	1	20	19	1		9	26.55	10	4,330	
	42	49	21	27	1	49	22	3	48	48	8		26	28.23	14	3,385	
	43	21	7	11	3	21	18	10	18	17	5		10	20.50	4	4,025	
	44																
	45	21	9	12		21	15	11	21	21	5		11	17.18	8	2,625	
	46	2															
	47	34	12	21	1	32	30	28	33	33	14		21	12.66	10	1,990	
	48	15	9	6		15	8	2	15	15	1		5	27.60	8	3,562	
	49	21	9	12		21	8	8	21	21			11	33.81	6	5,333	
	50	9	5	4		9	6	3	9	9			4	25.75	4	5,200	
	51	13	6	6	1	12	9		12	12			6	27.66	1		
	52	18	5	13		18	11	1	18	18	1		12	35.83	2		
	53	53	15	37	1	51	38	1	52	50	1		36	28.77	7	5,457	
	54	36	19	16	1	36	11	1	35	35	2		15	27.93	15	4,486	
	55																
	56	20	13	6		20	5	1	19	19	2		5	27.80	10	3,350	
	57	15	7	6	2	15	10	6	13	13	3		6	16.50	6	3,383	
	58	14	9	5		13	11	10	14	14	4		4	13.75	7	1,628	
	59	18	6	12		17	16	8	18	17	5		11	18.36	3	2,233	
	60	17	4	13		16	14	11	17	17	8		12	18.58	3	2,000	
	61	13	5	8		13	5	4	13	13	3		6	19.50	4	5,175	
	62	10	4	4		10	3	2	10	10	1		4	33.75	5	2,980	
	63	15	6	9		15	8	3	15	14	1		8	32.00	3	3,666	
	64	16	6	9		16	9	5	13	13			6	22.00	3	1,900	
	65	16	6	9	2	16	9	5	13	13			6	22.00	3	1,900	
	66	13	6	7	1	13	8	6	13	13	2		7	18.71	4	4,750	
	67																
	68																
	69	27	11	15	1	27	4	2	26	26			15	33.33	5	3,600	
	70	49	24	24		49	10	3	48	48	2		23	31.50	13	4,584	
	71	34	17	14	3	34	14	8	31	31	1	1	14	34.21	14	4,042	
	72	13	7	4		13	4	1	13	13	2		4	27.00	7	3,071	
	73	8	9	1		8	5	3	8	8	2		5	30.40	5	3,040	
	74	27	7	16	1	25	25	20	25	24	9		14	17.57	4	1,100	
	75	9	5	4		9	8		9	9	4		3	11.00	4	1,625	
	76	18	10	7		18	14	10	17	17	2		7	18.57	7	2,000	
	77	18	14	4	1	18	14	8	18	18	1		4	13.00	10	4,120	
	78	22	9	13		22			22	22	1		12	37.83	6	5,250	
	79	30	10	19	1	30	5	1	29	29	1		20	34.05	8	3,737	
	80	9	6	3		9	7		9	9			1	51.00	5	5,100	
	81	9	6	3		9	7		9	9			3	40.66	6	4,300	
	82	9	5	4		9	4		9	9			1	46.00	5	4,600	
	83	7	1	6	1	6	1	1	6	6			1		6		
	84	29	16	12	1	28	4	2	28	27	1	10	9	32.11	15	4,820	
	85	47	20	25	2	45	13	4	45	44			21	29.71	18	3,911	
	86	33	16	15	1	31	10	3	31	31	7		14	34.50	13	3,284	
	87	9	5	2	2	9	3	2	7	7	2		2		5	3,200	
	88	9	6	3		9	4	4	9	9	3		3	25.33	5	3,300	
	89	1				1			1	1							
	90	12	10	2		11	7	5	12	12	2		2		9	2,711	
	91	26	14	10	2	23	14	12	24	24	5		9	18.88	14	2,492	
	92	11	5	6		9	4		11	11	2		5	22.80	4	4,825	
	93	2				2			2	2							
	94	2				2			2	2							
	95	1				1			1	1							
	100	17	2	12	1	16	12	8	14	13	4		10	24.50	2	2,450	
	102	10	6	4	2	10	5		10	9	1		4	24.50	5	4,900	

¹For renter - occupied dwelling units and vacant nonseasonal not dilapidated units, for rent.
²For owner - occupied dwelling units and vacant nonseasonal not dilapidated units, for sale only.

Table 3.—CHARACTERISTICS OF HOUSING FOR BLOCK AREAS, BY BLOCKS: 1950—Con.

Block area	Block	All dwelling units by occupancy and tenure					All dwelling units by condition and plumbing facilities			Occupied dwelling units			Contract monthly rent ¹		Value ² of one-dwelling-unit structures	
		Total	Owner occupied	Renter occupied	Vacant non-seasonal not dilap., for rent or sale	Other vacant and non-resident	Number reporting	No private bath or dilap.	No running water or dilap.	Total	Persons per room		Number reporting	Average monthly rent (dollars)	Number reporting	Average value (dollars)
											Number reporting	1.51 or more				
A	104	1							7	7	1		27.50	2		
	105	1	3	4		6	4									
	106	1														
	107	1						2	5	5	2			4	3,325	
	108	4	4	2		4	3		4	4		1		1	4,141	
	109	4	2	2		4	3		4	4		2		12	4,141	
	110	16	13	3		16	9	1	16	15	4	1	283.3	6	1,366	
	111	7	6		1	6	6		6	6	2			1	3,080	
	112	6	2	4		6	3		6	6	3			5	4,625	
	113	6	1	5		6	5		6	6	1			4	1,660	
	114	6	1	5		6	5		6	6				4		
	115	6	1	5		6	5		6	6				4		
	116	6	1	5		6	5		6	6				4		
	117	6	1	5		6	5		6	6				4		
	118	1			1	1			8	8	1	1		7	3,757	
	119	9	8	1		8	1		8	8		1		7	4,557	
	120	7	3	4		7	3		7	7	2	4	25.00	2	3,200	
	121	7	3	4		7	3		7	7		3		3	3,650	
	122	3	3			3	3		3	3		1		2		
	123	9	8	1		9	1		9	9		1		2		
	124	4	3	1		4	1		4	4		8	31.00	7	5,214	
	125	4	3	1		4	1		4	4	1			2		
	126	16	7	9		15	10	5	15	15	1			7		
	127	2	1	1		2	1		2	2		3	25.00	4	5,125	
	128	1	8	3		9	4	1	8	8	3	2		7	8,571	
	129	9	8	1		9	1		9	9	8	3	25.00	7	5,125	
	130	6	2	4		6	2		6	6		1		7	8,571	
	131	3	3		3	3			3	3		3	37.21	18	4,100	
	132	3	3			3	3		3	3		3		3	4,833	
	133	7	4	3		7	4		7	7		4		4	6,375	
	134	7	4	3		7	4		7	7		5		5	4,120	
	135	10	7	3		10	4	2	10	10		1		5	5,200	
	136	10	7	3		10	4	2	10	10		2		10	5,500	
	137	9	6	3		9	3		9	9	1			4	4,875	
	140	2	2			2			2	2				2		
	141	2							11	11	1	4	25.25	4	2,825	
	142	1	7	4		8	2		11	11	1	4		4	4,625	
	143	7	5	2		7	2		7	7	2	1		3	6,000	
	144	8	5	3		8	3		8	8		5		5	3,640	
	145	8	7	1		8	1		8	8	1	2		7	3,257	
	146	10	8	2		10	5	3	10	10				8	9,750	
	147	2							8	8		4	27.50	12	4,916	
	148	8	8			8			19	19		3		3	9,333	
	151	19	14	5		19	3	1	19	19		4		7	5,428	
	152	4	4			4			4	4				7		
	153	8	8			8			8	8				7		
	154	2							10	10	1	4	37.75	3	4,033	
	155	10	6	4		9	4		10	10	1	4	27.25	2		
	156	7	3	4		7	2		7	7		1		7	4,785	
	157	10	8	2	1	10	4		10	10		1		6	5,250	
	158	10	7	3		10	3	1	10	10		4	38.75	7	5,914	
	159	13	8	5		13	2		13	13		1		2		
	160	4	3	1		4			4	4				2		
	162	2	2			2										
	164	1														
	165	6	6			6			6	6				6	8,000	
	166	8	6	2		8	2		11	11	1	3	38.33	5	8,400	
	167	11	8	3		11	2		10	10		1		4	7,375	
	168	10	9	1		10			10	10		1		9	6,277	
	169	10	6	4		10	6		6	6		1		3	4,000	
	170	5	4	1		5	3	2	5	5		1		4	6,375	
	171	5	3	2		5	1		5	5		1		4	3,750	
	172	5	3	2		5	1		5	5		1		5	7,800	
	173	9	3	6		9	3		9	9		3	41.66	5	7,800	
	175	13	9	4		13	1	1	13	13	1	3	31.66	7	7,442	
	176	12	10	2		12			11	11		1		9	9,555	
	177	22	15	7		22	4		22	22		7	32.14	13	5,384	
	178	25	19	6		25	1	1	25	25		6	54.16	17	8,841	
	179	21	16	5		21			21	21		5	35.40	15	9,366	
	180	15	10	5		15			14	14		4	35.00	9	9,222	
	181	16	12	4		16			14	14		3	30.00	11	7,818	
	182	14	10	4		14			14	14		3	47.00	9	5,555	
	183	4	3	1		4			3	3		1		1		
	184	3	3			3			3	3				10	7,230	
	185	10	10			10			10	10				8	5,512	
	186	10	9	1		10			10	10		1		3	7,633	
	187	8	5	3		8	1		8	8		3	34.33	3	5,400	
	188	5	3	2		5			5	5		4	32.75	4	6,375	
	189	14	8	6	1	14	3		12	12	1	1				
	190	2														
	191	2							11	11		1		8	5,312	
	192	1	9	2		10	2		8	8		1		7	6,900	
	193	8	7	1		8			8	8		9	40.88	47	5,393	
	194	6	5	1	1	6	5	1	6	6	3			4		
	195	1														
	196	5	1	4		6			6	6		1		3	8,500	
	197	4	4			4			4	4				3	5,333	
	199	4	17	2	3	41	8		39	39	9	24	40.79	17	5,647	

¹For renter - occupied dwelling units and vacant nonseasonal not dilapidated units, for rent only.
²For owner - occupied dwelling units and vacant nonseasonal not dilapidated units, for sale only.

HOUSING—BLOCK STATISTICS

Table 3.—CHARACTERISTICS OF HOUSING FOR BLOCK AREAS, BY BLOCKS: 1950—Con.

Block area	Block	All dwelling units by occupancy and tenure					All dwelling units by condition and plumbing facilities			Occupied dwelling units			Contract monthly rent ¹		Value ² of one-dwelling-unit structures	
		Total	Owner occupied	Renter occupied	Vacant non-seasonal not dilap. for rent or sale	Other vacant and non-resident	Number reporting	No private bath or dilap.	No running water or dilap.	Total	Persons per room	Occupied by non-white	Number reporting	Average monthly rent (dollars)	Number reporting	Average value (dollars)
A	200	17	10	6		1	16			16	16	1	4	26.50	10	4,800
	201	8	8				8			8	8				8	5,182
	202	6	5	1			6			6	6		1		5	9,000
	203	4	2	2			4			4	4		2		2	
	207	8	6	2			8			8	8		2		6	8,000
	208	21	15	3		3	14			18	14		2		11	5,590
	209	5	4	1			5			5	5	1	1		4	4,125
	210	8	6	2			8			8	8		2		3	4,666
	211	9	8	1			9	1		9	9	1	1		7	5,000
	212	6	4	2			6		1	6	6	1	1		4	5,750
	213	9	6	3			9			9	9	2	2		3	6,500
	214	12	9	2	1		12	4	4	11	11	4	3	21.66	8	3,275
	215	5	4	1			5		1	5	5		1		4	4,475
	216	2	2				2			2	2					
	217	5	5				5	1	1	5	5				5	5,200
	218	9	5	4			9	1		9	9	1	4	45.00	3	5,500
	219	1					1			1	1					
	220	14	2	9	3		14	7		11	11	1	11	32.36	1	
	221	20	17	3			20	3	1	20	19		3	26.00	15	6,086
	222	30	26	3	1		29	2		29	28		3	47.00	25	7,340
	223	21	18	3			21			21	21		1		18	6,583
	224	24	19	5			22			24	23		4	40.00	17	4,517
	226	13	9	3		1	12			12	12		2		9	6,500
	228	8	4	4			8			8	8	2	4	28.50	3	4,500
	230	10	7	3			10	3	1	10	10		4	25.00	7	5,714
	232	42	40		2		40	2	2	40	40		3		42	6,990
	235	1					1			1	1					
	236	6	3	3			5	1	1	6	6	3	3	30.00		
	244	4	1	3			4			4	4		2	40.00		
	245	14	9	5			14	1	1	14	14	1	3		8	5,337
	246	13	9	4			13	2		13	13	1	2		8	4,187
	247	10	7	3			10	1	1	10	8		2		6	7,100
	248	6	6				6	1	1	6	6				6	7,183
	250	24	21	3			23	6	2	24	24	1	1		16	5,731
	251	19	19				19			19	19				18	6,161
	252	15	15				15	1	1	15	15				15	6,000
	253	23	22	1			23			23	23	1	1		18	6,122
	254	17	15	2			17	3	1	17	17		2		13	5,753
	255	22	13	8		1	22	4	2	21	21	1	7	52.14	10	4,700
	256	22	16	6			22	4	4	22	22	1	6	38.33	10	6,040
	257	13	11	1	1		13	2	1	12	12	1	1		11	5,163
	258	16	15	1			16			16	16				12	6,025
	259	14	11	3			14	2		14	14		3	35.00	11	6,954
	260	22	20	2			22			22	22	2	2		19	6,400
	261	17	11	5	1		17	1		16	16		1		11	4,481
	262	22	16	6			21	1		22	22	3	4	42.75	12	5,591
	263	19	17	1	1		19			18	18	2	1		16	7,056
	264	18	16	2			18			18	18		1		15	6,220
	265	25	24	1			24			25	24		1		23	7,195
	266	13	13				13			13	13				13	7,069
	267	10	10				10			10	10				9	6,866
	270	19	15	4			19	2	1	19	19	2	1		13	4,992
	271	16	12	2		2	16			14	14		2		9	6,355
	272	33	20	11		2	32	12		31	31	2	8	30.37	14	6,171
	273	21	20				20			21	20		1		18	6,716
	274	18	13	5			18	1	1	18	18	2	5	36.00	12	6,616
	275	22	16	4	2		22			20	20	2	4	73.75	16	6,056
	276	14	12	1	1		14	1	1	13	12	1			13	6,407
	278	12	12				12			12	12				12	6,366
	279	24	23		1		23			23	23				23	6,613
	280	22	18	3		1	22			21	21		3	68.33	15	6,853
	281	16	15	1			16			16	16		1		15	6,526
	282	21	18	2	1		21	1		20	19	2	2		16	6,175
	283	17	17				17			17	17				17	5,782
	284	14	10	3	1		13	2	1	13	13	2	2		11	5,927
	285	25	22	3			25	8	1	25	25		3	26.66	22	5,195
	286	2					2			2	2					
	287	13	10	2	1		13	4	3	12	12		3	46.66	10	3,850
	288	17	13	1	2		15			14	13	1			14	6,485
	289	16	14	1		1	15			15	15		1		14	6,321
	290	8	7		1		8			7	7	1			8	5,537
	291	6	3	2		1	5	5		5	5	4	2		3	7,66
	292	18	14	4			18			18	18	5	3	18.33	13	1,353
	293	11	6	4	1		11	11	11	10	10	2	4	19.75	6	2,083
	296	1					1			1	1					
	297	2					2			2	2					
	298	1					1			1	1					
	309	9	3	5	1		9	9	9	8	8	5	3	14.33	3	2,566
	311	21	11	8		2	19	13	11	19	19	2	6	23.66	11	2,900
	312	63	42	15			57	31	26	57	57	14	13	33.00	38	3,065
	313	10	7			3	10	4	2	7	7	1			6	10,000
	314	8	8				8			8	8				8	6,250
	317	11	10	1			11	1		11	11	1	1		9	8,166
	318	5	4	1			5			5	5		1		3	7,333
	319	20	14				20	4		20	20	1	14	26.14	5	6,180
	321	1					1			1	1					

¹For renter - occupied dwelling units and vacant nonseasonal not dilapidated units, for rent.
²For owner - occupied dwelling units and vacant nonseasonal not dilapidated units, for sale only.

Table 3.—CHARACTERISTICS OF HOUSING FOR BLOCK AREAS, BY BLOCKS: 1950—Con.

Block area	Block	All dwelling units by occupancy and tenure					All dwelling units by condition and plumbing facilities			Occupied dwelling units				Contract monthly rent ¹		Value ² of one-dwelling-unit structures	
		Total	Owner occupied	Renter occupied	Vacant non-seasonal not dilap., for rent or sale	Other vacant and non-resident	Number reporting	No private bath or dilap.	No running water or dilap.	Total	Persons per room	Occupied by non-white	Number reporting	Average monthly rent (dollars)	Number reporting	Average value (dollars)	
B	1	8	1	7		8			8	8	2	7	341.4	1			
	2	5	3	2		5			5	5		2					
	3	1															
	4	22	15	4		22			19	19		3	55.00	12	6.733		
	5	15	10	3	2	15			13	12		3	56.60	10	7.500		
	6	9	5	4		9			9	9		3	58.33	3	12.000		
	7	17	14	3		17			17	17		3	53.66	14	7.500		
	8	14	11	3		14			14	14		3	43.33	8	9.500		
	9	7	4	3		7			6	6		3		3	9.833		
	10	6	3	3	1	6			6	6	1	2	43.33	3	6.333		
	11	13	11	2		13			13	13		2		11	8.418		
	12	15	12	1	1	15	1		13	13		1		12	5.475		
	13	7	6	1		7			7	7		1		6	5.000		
	14	11	8	3		11			11	11		3	48.33	6	5.500		
	15	9	7	2		9			9	9	2	1		6	6.500		
	16	21	14	7		21	1		21	21		7	40.57	12	5.750		
	17	1				1			1	1		1		6	8.550		
	18	21	11	9	1	20	3		20	19	2	1	33.37	6			
	19	8	3	2		8	1		5	5		2	46.00	4	8.125		
	20	11	7	4		11			11	11		1		4			
	21	22	13	7	1	22	3		20	20	1	7	41.28	8	8.975		
	22	17	10	7		17			17	17		7	40.57	7	9.857		
	23	20	14	6		20			20	20		5	59.00	10	7.230		
	24	40	15	24	1	40	20	8	39	38	4	24	27.58	5	3.425		
	25	35	8	27		35	15		35	35	1	2	32.96	8	7.500		
	26	31	11	19	1	31	14		30	30	1	1	38.00	4	6.625		
	27	52	14	38		52	21		52	52	2	3	34.76	8	4.812		
	28	56	12	44		56	19	5	56	54	3	3	40.27	3	4.833		
	29	29	15	11	3	29	14	3	26	26	4	1	32.16	12	4.500		
	30	21	16	5		21	2		21	21		5	47.00	11	7.363		
	31	24	12	10		24	3	1	22	22		10	36.60	8	7.000		
	32	18	13	4		18			16	16		3	46.66	10	8.150		
	33	11	7	4		11			11	11		3	51.66	5	8.800		
	34	11	6	5		11	1		11	10		4	53.25	2			
	35	8	7	1		8			8	8		2		6	12.083		
	36	15	11	3		15			14	14		1		11	7.227		
	37	23	16	6	1	23			22	22		4	53.25	15	7.166		
	38	14	9	5		14			14	14		4	46.25	8	7.187		
	39	12	6	6		12	1	1	12	12		5	60.00	6	6.750		
	40	13	10	3		13			13	13		3	39.00	9	6.277		
	41	19	12	7		19	2		19	19		6	35.33	8	8.000		
	42	14	8	6		14			14	14		6	48.00	7	6.571		
	43	17	7	10		17			17	17		10	39.30	6	7.216		
	44	30	13	17		30	2	2	28	28		5	44.00	8	7.812		
	45	30	12	18		30	2		28	28		14	39.42	5	7.940		
	46	28	11	17		28	4		28	28		17	39.82	5	7.600		
	47	70	22	46		70	4		66	66	1	7	32.27	8	5.600		
	48	34	6	27	1	34	2	13	33	33	3	1	30.39	3	5.333		
	49	6	4	2		6			6	6		1	22.50	6	6.750		
	50	32	9	23		32	4	4	32	32		2	34.86	9	6.277		
	51	56	7	48	1	56	3	15	55	55	6	48	37.04	4	4.850		
	52	32	10	21	2	32	1		31	31		5	32.57	6	3.750		
	53	41	8	30		41			38	37		5	30.31	5	4.000		
	54	26	15	11		26			26	26		3	30.07	6	3.000		
	55	20	12	8		20			20	20		8	40.75	9	5.222		
	56	50	29	21		50	4		49	49		19	43.31	27	6.362		
	57	41	26	15		41	2		41	41		14	36.50	17	5.970		
	58	41	32	9		41	4		41	41		9	35.77	30	5.926		
	59	13	10	2		13			12	12		2		7	6.042		
	60	8	6	2		8	3	1	8	8		1		4	6.000		
	61	23	18	4	1	22			22	22		4	41.25	16	4.862		
	62	13	11	2		13			13	13		1		9	4.111		
	63	4	4			4			4	4		3		3	4.666		
	64	6	5	1		6			6	6		1		5	5.100		
	65	8	5	3		8			8	8		2		4	5.250		
	66	65	33	30	1	65	5	18	62	62	1	2	24.21	23	2.339		
	67	31	16	14		31	2		30	30	11	10	25.90	14	3.807		
	68	31	17	13	1	31	2		30	30		4	32.00	12	2.016		
	69	26	18	8		26	1		26	26		8	25.12	17	2.594		
	70	26	10	14		26	1	10	24	24		4	21.63	9	2.977		
	71	2				2			2	2		2		4	3.000		
	72	6	4	2		6			6	6		1		4	3.000		
	73	28	17	8	2	27	5	3	25	25		6	36.83	15	5.793		
	74	9	9			9			9	9		9		9	5.111		
	75	12	10	2		12	2		12	12		2	45.87	9	4.777		
	76	19	11	8		19			19	19		8		9	6.055		
	77	26	10	16		26	4	1	26	26		3	28.62	4	2.400		
	78	21	8	13		21	5	4	21	21		2	24.38	6	4.916		
	79	26	13	13		26	8		26	26		1	35.15	8	3.312		
	80	33	9	23		33	2	6	32	32		4	27.60	5	3.600		
	81	32	6	23	2	32	9	3	29	29		25	27.52	3	3.500		
	82	46	11	32	3	46	1		43	43	5	34	35.29	8	4.312		
	83	1				1			1	1		1		7	5.485		
	84	42	14	28		42	2	13	42	41	3	28	30.46	4	3.875		
	85	38	10	28	2	38	3	24	32	32		24	27.45	7			
	86	2				2			2	2		13		4			
	88	15	2	13		13	1	1	15	13		12	19.91	1			

¹For renter - occupied dwelling units and vacant nonseasonal not dilapidated units, for rent.
²For owner - occupied dwelling units and vacant nonseasonal not dilapidated units, for sale only.

HOUSING—BLOCK STATISTICS

Table 3.—CHARACTERISTICS OF HOUSING FOR BLOCK AREAS, BY BLOCKS, 1950—Con.

Block area	Block	All dwelling units by occupancy and tenure					All dwelling units by condition and plumbing facilities			Occupied dwelling units			Contract monthly rent ¹		Value ² of one-dwelling-unit structures	
		Total	Owner occupied	Renter occupied	Vacant non-seasonal not dilap., for rent or sale	Other vacant and non-resident	Number reporting	No. private bath or dilap.	No running water or dilap.	Total	Persons per room	Occupied by non-white	Number reporting	Average monthly rent (dollars)	Number reporting	Average value (dollars)
B	89	13	2	10	1	1	13	11	11	12	12	4	10	29.00	2	
	92	44	5	38			44	22	12	43	42	5	38	31.34	1	
	93	38	12	25	1		37	15		37	37	1	28	35.96	7	5,357
	94	37	11	26			36	15		37	37	7	28	36.24	5	6,000
	95	23	13	9		1	22	6		22	22		28	38.00	6	6,216
	96	43	14	27	1	1	42	26	3	41	41	1	28	20.52	6	4,000
	97	25	12	13			23	13	5	25	22	1	13	25.61	7	3,328
	98	23	9	14			22	13	8	23	21	2	13	19.38	5	2,860
	99	22	8	14			22	10	5	22	22	5	14	28.42	4	3,250
	100	19	15	4			19	4		19	19		4	47.00	1	4,500
	101	18	12	6			17		2	18	17	1	6	43.33	10	6,100
	102	8	4	4			8	3		8	8	1	3	33.33	4	3,825
	103	1														
	106	19	12	7			18	6	4	19	19	8	7	16.42	12	6,316
	107	20	3	17			19	19	13	20	20	8	17	17.11	1	
	109	16	10	6			16	10	3	16	16	6	6	27.83	8	2,850
	110	20	11	9			20	7		20	20		9	31.77	9	4,600
	111	27	15	10		2	26	18	6	25	25	5	10	26.60	14	3,250
	112	24	17	7			24	16	5	24	24	1	6	27.50	15	2,800
	113	14	9	3	1	1	14	9	2	12	12		3	26.00	6	2,816
	114	14	9	5			14	11	1	14	13	2	5	22.80	9	3,344
	115	13	11	2			13	9		13	13	1	2		11	3,818
	116	20	19	1			20	8	2	20	20	2	1		19	4,015
	117	19	16	3			19	4	1	19	19	4	1	54.00	16	4,606
	118	13	9	4			13	3	1	13	13	1	4	41.00	9	4,833
	119	9	9				9	1		9	9		9		9	6,211
	120	19	16	2	1		19	4	1	18	18	1	3	26.66	16	5,193
	121	25	19	6			25	3	1	25	25	1	3	40.00	18	5,300
	122	87	61	22	2	2	86	32	11	83	83	2	5	71.08	55	4,200
	123	43	38	5			43	6	2	43	42	1	5	29.80	37	4,445
	124	8	7	1			8			8	8	2	1		7	4,514
	125	31	20	11			31	17	8	31	31	1	10	27.20	16	4,237
	126	18	13	4	1		18	7	2	17	17	2	4	26.25	13	3,823
	127	11	8	3			11	10		11	11		2		7	3,385
	128	7	6	1			7	5		7	7		1		5	3,000
	129	3	3				3			3	3		3		3	5,166
	130	14	11	2		1	14	3	2	13	13	1	1		10	4,640
	131	19	16	3			19	1	1	19	18	1	3	46.66	15	4,873
	132	17	14	3			17	1	1	17	17	1	3		13	6,476
	133	10	5	3	2		10			8	8		3	27.33	3	5,133
	134	22	18	4			21	8	1	22	22		3	25.00	15	4,400
	135	19	13	6			19	7		19	19		3	21.50	11	4,027
	136	14	11	2			14	3	1	13	13	2	6		10	4,360
	137	28	21	7		1	25	12	4	28	28	1	2	30.57	20	4,350
	138	11	5	6			11	8	3	11	11	1	1	30.16	4	4,250
	139	15	10	5			14	4	3	15	14		4	23.00	9	4,855
	140	16	11	4			16	6	2	15	15		3	41.33	11	4,345
	141	11	8	3	1		11	5	4	11	11	3	3	20.66	7	3,857
	142	17	12	5			16	3	2	17	17	2	5	37.20	10	5,300
	143	19	11	7	1		19	2	1	18	17	3	7	36.85	10	4,560
	144	19	14	3	2		19	7	2	17	17		3	20.00	16	4,531
	145	1														
	146	16	11	5			16	1		16	16		5	34.60	9	4,366
	147	26	12	14			26	4		26	26	3	12	23.16	10	4,130
	148	32	14	18			32	12	1	32	32	2	16	26.50	10	3,710
	149	18	10	8			17	4		18	18		7	29.14	7	4,671
	150	5	2	3			5			5	5		3	25.00	2	
	152	14	1	13			14	9		14	14	4	12	30.33	3	
	153	11	2	9			11	8	1	11	11	4	8	22.25	8	
	154	50	18	27	2	3	49	19	4	45	45	4	26	32.73	11	3,709
	155	33	20	13			33	4	1	33	33	1	12	29.75	18	4,827
	156	20	13	7			20	6	4	20	20	2	7	21.42	12	4,458
	157	27	17	10			27	13	2	27	27		9	28.33	13	3,738
	158	28	21	7			28	10		28	28	2	6	40.50	18	3,627
	159	26	18	7		1	26	10	3	25	25		6	31.83	13	4,500
	160	24	10	14		1	24	11	3	24	24	3	4	31.78	6	3,716
	161	25	7	18			25	11	3	25	25	2	11	30.40	5	5,100
	162	42	18	24			39	17	8	42	40	7	2	22.18	28	2,866
	163	16	9	7			16	2	1	16	15		2	34.00	9	4,750
	164	26	17	8		1	26	10	6	25	24	2	8	23.75	15	3,846
	165	25	16	7		2	25	10	1	23	23	4	6	25.00	10	3,420
	166	17	9	8			17	14	2	17	17	3	8	25.25	8	3,025
	167	35	14	21			35	32	3	35	35		2	23.90	13	3,084
	168	37	20	15	2		35	24	6	35	35	6	15	22.53	17	3,011
	169	16	12	4			16	9	1	16	16		4	25.75	8	3,200
	170	10	5	2	2	1	10	3	1	7	7	2	2		7	2,414
	171	40	24	14	1	1	39	27	7	38	37	4	1	25.75	21	2,919
	172	19	15	3		1	19	11	1	18	18	1	2		13	3,492
	173	36	22	14			35	25	18	36	36	3	14	20.00	18	2,766
	174	23	15	6	2		23	14	4	21	21	3	8	28.12	11	2,636
	175	28	14	12		2	27	16	10	26	26	4	10	23.50	12	2,441
	176	10	5	5			10	9	5	10	10	2	4	13.75	3	2,400
	177	26	13	13			25	15	11	26	26	7	9	19.00	11	3,636
	178	33	22	10		1	30	19	6	32	29	2	9	28.11	12	3,766
	179	57	41	16			57	44	11	57	55	18	16	26.62	13	3,269
	181	3		2		1	3			2	2		1			
	182	2														

¹For renter - occupied dwelling units and vacant nonseasonal not dilapidated units, for rent.

²For owner - occupied dwelling units and vacant nonseasonal not dilapidated units, for sale only.

Table 3.—CHARACTERISTICS OF HOUSING FOR BLOCK AREAS, BY BLOCKS: 1950—Con.

Block area	Block	All dwelling units by occupancy and tenure					All dwelling units by condition and plumbing facilities			Occupied dwelling units			Contract monthly rent ¹		Value ² of one-dwelling-unit structures		
		Total	Owner occupied	Renter occupied	Vacant non-seasonal not dilap., for rent or sale	Other vacant and non-resident	Number reporting	No private bath or dilap.	No running water or dilap.	Total	Persons per room	Occupied by non-white	Number reporting	Average monthly rent (dollars)	Number reporting	Average value (dollars)	
B	183	5	1	4			5		5	5			4	372.5			
	184	18	13	5			18	4	18	18	1	1	4	367.5	12	512.5	
	185	23	4	18	1		20	16	22	22	8		18	249.4	4	3,000.0	
	186	20	5	15			19	17	20	20	7		15	220.6	3	2,233.3	
	187	30	8	21	1		29	15	29	29	1		22	310.0	4	5,500.0	
	188	30	6	24			29	9	30	30			24	393.3			
	189	19	9	10			19	4	19	19			10	420.0	3	5,000.0	
	190	32	11	20	1		30	11	31	31			20	297.5	3	6,833.3	
	191	28	8	19	1		28	20	27	27			19	308.4	5	3,500.0	
	192	19	2	16	1		16	12	18	18	3		15	353.3	1		
	193	46	10	33	2	1	44	23	9	43	42	4	1	32	366.5	5	6,900
	194	27	2	24	1		27	21	16	26	26	11		23	313.9	1	
	195	22	1	21			22	14	4	22	22	3	2	21	310.9		
	198	21	4	15	2		21	20	5	19	18		1	17	301.7		
	199	24	9	13	2	1	24	10	2	22	22	3	1	13	335.2	3	6,266
	200	16	8	8			16	5	1	16	16	1		4	412.5	4	7,000
	201	30	11	18	1		30	9	2	29	29	1		19	418.4	4	7,000
	202	17	11	5		1	16	3	3	16	16	1		5	482.2	1	6,333
	203	6	2	4			6	2		6	6			4	625.5	5	5,520
	204	16	8	7		1	16	1	1	15	15	2		6	341.6		
	205	28	14	14			28	7	2	28	28	3	1	13	290.0	6	4,650
	206	20	11	9			20	3	2	20	20	1	1	8	364.4	10	6,950
	207	11	3	8			11	1	1	11	10			17	237.5		
	209	20	3	17			19	10	1	20	20	2		17	308.8		
	210	59	7	38	8	6	59	36	1	45	45	2		46	327.3	4	4,750
	211	33	7	24	1	1	33	21	9	31	31	2		23	327.3	1	6,875
	212	109	5	101	2	1	106	16	4	106	105		1	101	433.2	4	
213	135	8	126	1	1	131	40	10	134	133			121	414.5	1		
214	71	3	65	1		71	36	2	70	67	6	1	66	318.6	1		
215	11	5	8			10	1		11	10			7	424.2	2		
216	82	7	74		1	81	5	2	81	78		1	74	474.4	4	10,375	
218	39	4	35			39	13	1	39	37	1		35	342.0			
219	34	6	28			33	12	1	34	33			27	410.3	3	5,766	
220	56	9	45	2		54	34	2	53	53	1		44	306.3	3	5,833	
221	30	6	23	1		29	12		29	29	1		24	447.5	1		
222	13	5	8			13	3	1	13	13	1		8	350.0	3	7,833	
223	52	9	40	1	2	48	20		49	47			40	351.7	5	8,300	
225	51	6	43	2		49	40	3	49	49	10		44	310.9	2		
226	1																
227	2																
228	17	9	8			17	5		17	17			8	391.2	8	6,937	
229	20	15	5			20	3	1	20	20	2		4	390.0	11	6,300	
230	12	8	3	1		12	4		11	11			4	337.5	6	4,500	
231	2																
232	32	13	18		1	32	8		31	31	1		17	389.4	10	5,770	
233	51	20	29	1	1	50	15	1	49	49	1		28	347.1	9	6,777	
234	10	5	5			10	5	1	10	10	5		5	338.0	4	6,875	
235	8		8			8	8		8	8			8	313.7			
236	6	2	4			6	2		6	6			4	360.0			
237	35	10	23	2		35	21	3	33	33	4	1	21	326.1	4	5,375	
239	17	5	12			17	6		17	17			12	504.1	1		
240	23	5	18			23	4		23	22		1	17	432.9	2		
241	8		4		2	8	2		8	8			4	387.5	1		
242	19	5	14			19	5		19	19			14	397.8	3	5,333	
243	57	9	45	2	1	55	13	1	54	53			44	382.2	2		
244	52	6	45		1	51	14		50	50	1		41	527.5	3	6,833	
245	37	8	27	2	2	37	14	1	36	35	5		27	417.7	6	5,300.0	
246	33	9	22	2	2	33	4	1	31	31			23	445.6	3	9,000.0	
247	28	8	19		1	28	10		27	27			19	398.9	6	5,916	
248	15	7	8			15	8		15	15			8	327.5	5	8,600	
249	18	11	6	1		18	6		17	17		1	6	333.3	8	6,062	
250	26	4	22			26	13		25	25	3		21	341.9	2		
251	56	13	40	2	1	55	11		53	53	2		40	464.5	9	6,433	
252	27	4	20	3		27	16	2	24	24	2		19	312.6	2		
253	9	1	8			9	6	6	9	9	4	1	8	290.0	1		
254	1																
255	19	8	10		1	19	13	2	18	18			10	367.0	3	5,133	
256	5	1	4			5	4		5	5			7	332.5			
257	10	2	8			10	5	4	10	10			4	311.4			
258	19	10	8	1		19	5	3	18	18		1	8	480.0	6	10,416	
259	10	8	2			10			10	10			2	242.5	3	13,875	
260	12	4	8			12	5		12	12	1		8	377.5	8	8,333	
261	5	1	4			5			5	5			4	370.6	1		
262	36	7	27	2		36	12	1	35	34			29	432.5	4	6,200	
263	33	11	22			33	5		32	32			12	432.5	9	6,888	
264	33	11	22			33	5		32	32			19	503.1	5	6,960	
265	23	18	5			23	3		23	23			4	437.5	16	8,250	
266	38	18	19	1		38	16	2	37	37	1		19	355.2	13	6,984	
267	33	19	14		1	33	12		32	32			9	412.2	1		
268	12	3	9			12	2		12	12	1		8	453.7	7	7,428	
269	20	11	9			20	2		20	20			8	453.7			
270	22	16	5		1	21	4		21	20			5	416.0	9	9,877	
271	13	5	8		2	13	2		11	11			5	445.0	2		
272	11	2	9			11	1		11	11			8	518.0	3	9,833	
273	3	2	1			3	3		3	3			1		1		
274	7	4	3		1	7	1	1	6	6			50	689.6	10	8,850	
275	20	13	7			20	2		20	20	1		7	457.1	7	10,857	

¹For renter - occupied dwelling units and vacant nonseasonal not dilapidated units, for rent.
²For owner - occupied dwelling units and vacant nonseasonal not dilapidated units, for sale only.

HOUSING—BLOCK STATISTICS

Table 3.—CHARACTERISTICS OF HOUSING FOR BLOCK AREAS, BY BLOCKS: 1950—Con.

Block area	Block	All dwelling units by occupancy and tenure					All dwelling units by condition and plumbing facilities			Occupied dwelling units				Contract monthly rent ¹		Value ² of one-dwelling-unit structures	
		Total	Owner occupied	Renter occupied	Vacant non-seasonal not dilap., for rent or sale	Other vacant and non-resident	Number reporting	No private bath or dilap.	No running water or dilap.	Total	Persons per room		Occupied by non-white	Number reporting	Average monthly rent (dollars)	Number reporting	Average value (dollars)
											Number reporting	1.51 or more					
B	2776	8	7	1		8			8	7							
	2777	10	7	3		10			10	10	1	1	1		5	10,620	
	2778	11	6	4	1	11			10	10			4		5	14,700	
	2779	21	12	7		20	1		19	19			6	5,250	4	13,125	
	2800	7	6	1		7			7	7			1	4,916	8	15,375	
	2801	10	7	2		10			9	9			2		6	10,833	
	2802	4	4			4			4	4					2		
	2803	6	4	2		6			6	6	1		3	5,833	4	21,250	
	2804	3	2	1		3			3	2			1				
	2805	1															
	2806	18	6	12		17	5		18	18	1		10	4,050	4	12,000	
	2807	16	6	9		16			15	14			7	4,757	5	9,560	
	2808	74	11	62		73	1	1	73	71			59	11,345	6	16,000	
	2809	6	5	3		6	2	1	6	6	1		2		2		
	2810	14	3	9		12	11	7	14	13	3		2	18.77	3	2,500	
	2811	14	9	7	5	14			9	9			14		5	6,678	
	2812	9	7	2		9			9	9	1		2			5,600	
	2813	4	3	1		4			4	4			1		2		
	2814	4	3	1		4			4	4			1		2		
	2815	11	8	3		11	3	1	11	11			3	3,333	6	5,500	
	2816	6	4	2		6	4		6	6			2		3	2,466	
	2817	7	5	2		7	4	2	7	7	3		2		5	2,600	
	2818	12	9	3		12	4		12	12	1		3	4,166	9	3,444	
	2819	8	4	4	1	8	3		8	6			3	3,666	3	6,833	
	2820	5	4	1		5			5	5	1		1		3	8,000	
	2821	16	10	6		16	2		16	16			6	5,000	9	6,333	
	2822	9	7	2	2	9			9	7			9		9	6,711	
	2823	13	12	1	1	13			12	12			13		13	6,800	
	2824	10	10			10			10	10			10		10	7,470	
	2825	16	13	3		16			16	15	1		3	4,833	12	8,625	
	2826	16	13	3		16	3		16	16			2		13	5,638	
	2827	11	9	2	1	11			10	10	1		1		10	6,360	
	2828	16	12	4		15	1	1	16	16	2		4	2,950	12	4,133	
	2829	21	14	6		19	4		20	18			5	4,100	11	6,090	
	2830	9	8	1		9	3		9	9	1		1		7	3,757	
	2831	17	13	4		17	6	2	17	17			2		12	3,250	
	2832	11	5	6		11	7		11	11	1		5	3,140	5	2,900	
	2833	6	1	5		6	4	1	6	4			3	2,666			
	2834	10	8	2		10	4		10	10			2		7	2,600	
	2835	18	17	1		18	18	16	18	18	10		2		16	1,293	
	2836	17	14	3		17			17	17	2		3	4,766	14	6,164	
	2837	25	23	2	1	25	1	1	24	24			2		22	6,318	
	2838	19	16	3		19			19	19			2		16	6,212	
	2839	20	13	7	1	20			19	19	1		6	4,583	13	4,792	
	2840	10	2	8		10	8	25	10	10	4		8	2,000			
	2841	29	2	27		28	26	25	29	28	5	1	26	2,000			
C	1	1															
	2	15	8	7		23			23	22			8	5,675	13	11,176	
	3	14	14			28			28	28			14	4,407	10	9,450	
	4	15	10	5	1	22			22	22			6	5,233	13	9,423	
	5	17	10	7		20			20	20			11	4,781	10	7,450	
	6	18	10	8		19			20	18			3	5,666	14	10,821	
	7	26	10	16		24			24	24			5	6,000	16	11,625	
	8	20	11	9		22	1		26	26			10	6,650	13	10,115	
	9	31	11	20		31	2	1	31	31			10	5,020	16	10,437	
	10	28	18	4		22			22	22			4	4,750	18	12,277	
	11	1															
	12	1															
	13	25	17	8	1	25			24	23			7	7,285	12	11,916	
	14	19	14	5		19	1	1	19	19			5	6,520	14	12,285	
	15	1															
	16	6	4	2		6			6	6			2		4	15,125	
	17	23	16	7		20			22	22			6	5,250	11	14,272	
	18	17	15	2	1	17			17	17		1	2		12	10,025	
	19	9	6	3		9			9	9			3	4,833	6	13,833	
	20	14	4	10		14			14	14			10	5,000	3	8,366	
	21	11	8	3		11			11	11			3	8,000	8	9,750	
	22	20	20			22			22	22			2		19	9,110	
	23	17	9	8		17	1		17	17			8	5,025	8	9,625	
	24	19	19	7	1	27			26	26			8	7,012	15	10,466	
	25	20	5	15		25			25	25			4	6,000	20	9,950	
	26	18	13	5		18			18	18			5	5,940	12	12,166	
	27	33	15	18		33			33	33	1		18	5,777	12	10,708	
	28	37	19	18		36			27	26			6	6,200	11	16,545	
	29	28	2	26	2	28			26	25		1	2		22	13,681	
	30	50	36	14		50			50	50			2		28	9,221	
	31	21	9	12		21			21	21	1		12	4,983	28	9,221	
	32	49	12	37		49			21	21			8	4,225	9	10,166	
	33	21	12	9	1	21	4		49	49	1	1	37	5,254	4	9,200	
	34	24	7	16	1	24	1	1	20	20			9	3,355	6	9,916	
	35	29	10	19		28			23	23			16	4,587	6	10,750	
	36	2					3	1	29	29			18	3,822	9	9,000	
	37	26	7	18	1	25			25	24			18	6,038	4	9,875	
	38	1															
	39	23	13	9		22			22	22	2	1	6	4,466	9	9,666	

¹For renter - occupied dwelling units and vacant nonseasonal not dilapidated units, for rent.
²For owner - occupied dwelling units and vacant nonseasonal not dilapidated units, for sale only.

Table 3.—CHARACTERISTICS OF HOUSING FOR BLOCK AREAS, BY BLOCKS: 1950—Con.

Block area	Block	All dwelling units by occupancy and tenure					All dwelling units by condition and plumbing facilities			Occupied dwelling units			Contract monthly rent ¹		Value ² of one-dwelling-unit structures	
		Total	Owner occupied	Renter occupied	Vacant non-seasonal not dilap., for rent or sale	Other vacant and non-resident	Number reporting	No private bath or dilap.	No running water or dilap.	Total	Persons per room		Number reporting	Average monthly rent (dollars)	Number reporting	Average value (dollars)
											Number reporting	1.51 or more				
C	40	28	15	9		4	28		24	24	1	8	51.75	9	121.66	
	41	31	20	10		1	31	1	30	29	2	9	39.88	12	8.583	
	42	29	19	10			29		29	28	1	10	43.60	9	11.111	
	43	29	13	14		2	27	1	27	27	1	11	47.54	9	9.260	
	44	36	13	21	1	1	36	4	34	34	1	17	46.58	5	8.444	
	45	12	7	4		1	11	4	11	11	1	4	40.00	5	8.600	
	46	13	6	6		1	13	6	12	12		6	31.66	4	9.125	
	47	21	4	15		2	21	3	19	19		16	50.06	2		
	48	17	5	12			16	3	17	16		11	68.36	4	10.000	
	49	22	5	16		2	21		20	19		17	60.88	2		
	50	17	8	8		1	17	1	16	16		9	54.11	3	11.000	
	51	17	10	6			17	1	16	16		6	43.66	4	10.000	
	52	33	17	13	1	2	33	3	30	29	1	13	54.07	6	12.666	
	53	16	10	6			18		18	18		8	49.37	2		
	54	31	17	14			31	3	31	30	2	10	50.10	10	13.250	
	55	14	8	6			14	1	14	14	1	5	36.00	3	9.833	
	56	8	6	2			7	2	8	6		2		4	14.000	
	57	28	18	7		3	27	2	25	24	1	7	63.28	3	12.666	
	58	30	9	19		3	30	7	28	28	3	18	48.88	4	8.500	
	59	52	13	35		3	44	5	48	40	1	27	58.88	10	6.350	
	60	91	13	73		2	89	4	86	86	6	75	42.45	6	17.716	
	61	44	17	27		3	39	3	44	39		25	49.40	7	10.500	
	62	40	18	22			40	5	40	40	1	21	40.23	9	9.166	
	63	16	10	6			16		16	16	1	6	37.50	9	8.622	
	64	13	9	4			13		13	13		4	44.50	3	10.000	
	65	14	9	4		1	14		13	13	1	4	42.00	5	14.300	
	66	10	10			1	10		11	11		3	40.00	5	11.750	
	67	12	8	3		1	12		14	14	1	9	59.22	1		
	68	14	5	9			14		32	32		26	43.65	1		
	69	32	6	26			32	1	1	1						
	70	28	13	15			28	1	28	28		14	51.28	11	10.636	
	71	11	8	3			11		11	11		3	58.33	8	8.375	
	72	19	11	8		2	19		19	19		8	49.00	10	8.000	
	73	21	13	6		2	21		19	19		8	44.12	10	8.100	
	74	17	16	1			17		17	17		1		15	9.050	
	75	44	13	31			44		44	44		30	59.30	8	11.500	
	76	46	11	35			46	3	46	45		33	53.39	6	9.366	
	77	84	6	78		1	84		83	82	1	11	72.81	62	9.366	
	78	21	14	7			20		21	20		7	60.14	10	12.100	
	79	125	106	18		1	125	1	124	124	3	15	60.66	103	12.400	
	80	11	11	3			11		11	11		3	75.00	10	15.500	
	81	16	13	1			16		16	16		1		10	12.860	
	82	17	16	1			17		17	17		1		16	16.031	
	83	25	24	1			24		25	25	1	3		24	14.416	
	84	23	22	1			23		23	23		3	69.33	19	12.236	
	85	23	19	4			23		23	23		4	70.75	19	12.236	
	86	17	16	1			17		17	17		1		15	10.166	
	87	21	20	1			21	1	21	21		1		17	11.441	
	88	25	22	3			25	2	25	25		3	42.33	20	10.075	
	89	25	16	9			24		25	25		9	51.00	15	9.300	
	90	15	10	5			15	1	15	15		5	45.20	7	11.714	
	91	25	19	6			25		25	25		6	45.16	14	9.271	
	92	23	17	6			23		23	22		13	42.50	13	7.730	
	93	29	17	12			29		29	29		12	54.90	12	10.041	
	94	193	193				188	1	193	193	3	193	35.52	35	10.222	
	97	44	40	4			43		44	43	1	4	39.50	5	13.200	
	95	8	7	1			7		8	8		1		19	10.210	
	96	21	20	1			21		21	21		1		11	9.590	
	98	16	14	2			16		16	16		2		9	9.666	
	99	15	12	3			15		15	15						
	100	14	10	4			14		14	14		4	46.25	6	9.916	
	101	20	9	11		2	20		18	18		4	44.72	7	9.542	
	102	36	12	24			36	2	36	35		21	58.00	7	9.857	
	103	23	9	13		1	23		22	22		12	49.33	8	9.625	
	104	21	10	11			21		21	21	1	11	50.00	6	10.416	
	105	35	8	26		1	32	1	34	32	1	24	46.50	6	10.333	
	106	1							16	16		5	29.80	3	19.166	
	107	17	10	6		1	17		13	12	1	2	47.16	6	14.750	
	108	13	10	3			13		15	15		6		4	13.175	
	109	16	9	6		1	16		15	15	1					
	110	15	12	3			15		15	15		3	44.00	9	12.611	
	111	15	10	5		2	15		12	12		2	45.00	7	14.000	
	112	8	5	3			8		8	8		3		3	20.500	
	113	34	15	19		1	34	7	33	32	1	16	49.06	11	12.181	
	114	42	22	20		2	42	8	40	40		18	39.05	10	10.850	
	115	39	11	28		2	38	4	38	38	1	26	40.65	10	9.900	
	116	26	12	14		1	26	8	26	25		14	43.35	5	15.600	
	117	87	10	77		1	87	4	84	84	1	66	50.89	3	9.833	
	118	52	17	35		1	49	3	52	49	2	33	61.51	6	10.916	
	119	41	17	24		2	37	2	38	34		18	49.50	4	11.625	
	120	8	4	4			8		8	8		3	44.00	1		
	121	2	2				2		5	5		1		3	16.333	
	122	5	4	1			5		5	5		1		1		
	123	4	4				4		4	4		1		1		
	124	3	3	2			3		4	4		1		1		
	125	16	11	5		1	16		15	15	1	4	41.75	4	15.500	

¹For renter - occupied dwelling units and vacant nonseasonal not dilapidated units, for rent.
²For owner - occupied dwelling units and vacant nonseasonal not dilapidated units, for sale only.

HOUSING—BLOCK STATISTICS

Table 3.—CHARACTERISTICS OF HOUSING FOR BLOCK AREAS, BY BLOCKS: 1950—Con.

Block area	Block	All dwelling units by occupancy and tenure					All dwelling units by condition and plumbing facilities			Occupied dwelling units			Contract monthly rent ¹		Value ² of one-dwelling-unit structures	
		Total	Owner occupied	Renter occupied	Vacant non-seasonal not dilap. for rent or sale	Other vacant and non-resident	Number reporting	No private bath or dilap.	No running water or dilap.	Total	Persons per room	Occupied by non-white	Number reporting	Average monthly rent (dollars)	Number reporting	Average value (dollars)
C	127	32	11	20	1				31	29		19	71.89	4	10,625	
	129	29	3	25	1				27	28		26	49.07	1	15,000	
	130	12	9	2		1			11	10				6		
	131	11	6	5					11	11		3	39.00	2		
	132	12	5	4	2				12	9				1		
	133	7	5	2					7	7		1		2		
	134	14	8	5		1			13	13		2		1		
	135	9	7	2					9	9		2		5	11,900	
	136	10	9	1					10	10		1		9	11,111	
	137	16	9	7					16	15	1	7	37.14	4	13,000	
	138	15	11	4					15	15	2	4	65.00	8	10,000	
	139	48	22	26					48	48		25	60.00	15	14,733	
	141	50	35	14		1			49	49	1	14	76.28	32	15,650	
	142	23	19	4					23	23		4	78.75	17	9,970	
	143	26	23	3					26	26		3	62.66	22	11,090	
	144	31	20	10	1				31	30		8	75.25	18	10,194	
	145	26	24	2					26	26		1		21	11,476	
	146	19	16	2		1			19	18		2		15	11,333	
	147	22	20	1		1			22	21		1		19	11,473	
	148	22	17	5					22	21		5	55.60	15	10,433	
	149	22	20	2					22	21		1		18	10,766	
	150	17	16	1					17	17		1		16	13,500	
	151	19	17	2					19	19		2		17	13,352	
	152	21	20	1					21	20		1		19	14,368	
	153	21	21						21	21				21	14,095	
	154	13	12		1				12	12				11	13,536	
	155	19	19						18	18				17	14,088	
	156	10	6	4					7	7				6	14,416	
	157	18	16	2					18	18		1		16	14,375	
	158	21	21						21	21		2		21	15,714	
	159	23	19	3		1			22	21		1	46.66	14	14,500	
	160	21	19					2	19	19		3		14	13,821	
	161	27	18	4		5		1	27	22		3	36.66	10	14,100	
	162	27	17	7		3			27	24		7	63.42	13	12,807	
	163	31	22	4		5		1	30	26		4	37.75	14	9,671	
	164	16	11	5					16	15		5	63.60	10	9,400	
	165	1														
	166	24	18	6					24	24	1	6	49.00	15	6,646	
	167	20	17	2	1				20	19		2		17	11,117	
	168	21	20	1					20	21		1		20	16,350	
	169	18	17	1					18	18		1		16	11,156	
	170	14	14						14	14				13	13,192	
	171	24	21	3					23	24		3	57.00	21	11,785	
	172	24	13	10	1			1	22	21		8	50.00	12	9,083	
	173	28	14	14					28	28		13	61.92	9	11,055	
	174	23	17	4	1			1	22	21		5	44.20	16	13,343	
	175	17	15						17	15				13	11,153	
	176	21	18	1	1				20	19		1		15	13,406	
	177	25	17	2				1	24	19		2		12	14,083	
	178	25	20	3		2			25	23	2	2		15	14,633	
	179	20	20						20	20				18	15,833	
	180	5	5						5	5				5	17,500	
	181	5	5						4	5				5	13,600	
	182	23	23						23	23				23	14,456	
	183	18	18						18	18				18	15,111	
	184	19	19						19	19				18	14,877	
	185	14	14						14	14				13	15,038	
	186	19	19						19	19				19	14,036	
	187	18	17	1					18	18		1		12	10,791	
	188	13	12	1				1	13	13				12	17,833	
	189	19	17	2					19	19		2		17	10,235	
	190	18	18						18	18				17	13,264	
	191	13	12	1				1	13	13		1		11	12,181	
	192	16	13	3				1	16	16		3	57.66	12	12,125	
	193	27	23	4				1	25	27		3	53.33	22	12,763	
	194	15	9	5					14	14		3	49.33	8	9,375	
	195	78	56	22	1				77	76	2	1	57.75	45	13,520	
	196	29	21	6		2			29	26		6	74.83	16	12,612	
	197	36	29	7				1	36	36	1	1	57.83	23	13,195	
	198	10	5	4	1			1	10	9		3	24.00	2		
	199	17	8	2					13	13	2	1	53.00	1		
	200	16	8	8		4			10	10		1		4		
	201	8	6	2		6			8	8		1		4	18,750	
	202	12	6	5	1				11	11		1		2		
	203	14	7	4		3			11	11		3	32.66	2		
	204	8	4	2		2			6	6						
	205	10	6	3	1				9	9		3	38.33	1		
	206	23	12	9	1	1			23	21		7	51.42	7	12,357	
	207	20	9	10		1			20	19		7	65.42			
	208	66	18	46	1	1		1	65	62	1	1	51.53	9	10,833	
	209	13	5	7		1			13	12		6	62.50	3	10,666	
	211	55	5	47	3				52	50	2	49	69.85	3	15,333	
	214	9	9					5	9	9				9		
	215	5	3	2					5	5		2		9		
	216	84	14	63	4	3			81	75		66	71.48	9	16,333	
	217	20	10	6		4			20	16		5	33.60			
	218	6	3		1				6	3		1				

¹For renter-occupied dwelling units and vacant nonseasonal not dilapidated units, for rent.²For owner-occupied dwelling units and vacant nonseasonal not dilapidated units, for sale only.

Table 3.—CHARACTERISTICS OF HOUSING FOR BLOCK AREAS, BY BLOCKS: 1950—Con.

Block area	Block	All dwelling units by occupancy and tenure					All dwelling units by condition and plumbing facilities			Occupied dwelling units			Contract monthly rent ¹		Value ² of one-dwelling-unit structures		
		Total	Owner occupied	Renter occupied	Vacant non-seasonal not dilap., for rent or sale	Other vacant and non-resident	Number reporting	No private bath or dilap.	No running water or dilap.	Total	Persons per room		Occupied by non-white	Number reporting	Average monthly rent (dollars)	Number reporting	Average value (dollars)
											Number reporting	1.51 or more					
C	219	14	7	3		4	14		10	10	.1	3					
	220	11	6	3		2	11		9	9	1		1				
	221	14	6	3	1	2	14		11	11	1	1	1	3333	1		
	222	10	9	1			10		10	10			1		8	18250	
	223	13	12	1			13		13	13	1	1	1		11	22863	
	225	1															
	226	51	35	13	1	2	51	1	48	48	1	1	10	67.60	31	16564	
	227	6	3	3			6		6	6			3	45.00	3	21666	
	228	51	49	2			51		51	51			1		47	12621	
	229	22	21	1			20		22	20					20	13250	
	230	18	16	2			16		18	16					16	13093	
	231	14	12	1		1	12		13	11					10	13950	
	232	7	7				7		7	7					6	11516	
	233	21	20			1	21		20	20					19	16447	
	234	14	8	5	1		14		13	13		5	10120	9	14277		
	235	1															
	236	7	7				7		7	7					7	13142	
	237	8	8				8		8	8					8	12437	
	238	16	16				16		16	16					16	13612	
	239	15	15				15		15	15					15	10200	
	241	12	12				12		12	12					12	8100	
	242	23	22	2	1	1	23		22	22		2			21	8304	
	243	43	38	4		1	43		42	42		3	66.66	38	7950		
	244	1															
	245	7	7				7		7	7					7	7714	
	246	14	14				14		14	14					14	8035	
	247	5	5				5		5	5					5	8000	
	248	12	11	1			12		12	12		1			11	8172	
	249	19	18			1	19		18	18					18	9616	
	250	16	15	1			16		16	16		1			15	12600	
	251	19	18			1	19		18	18					18	12055	
	252	16	16				16		16	16					16	12843	
	253	10	10				10		10	10					10	13100	
	254	15	12	1			15		13	13					11	14500	
	255	37	28	3	1	5	37		31	30					28	15207	
	256	22	21				22		22	21					19	13384	
	257	25	24			1	25		24	24					23	13739	
	258	5	5				5		5	5					5	17000	
	259	5	5				5		5	5					3	19333	
	260	3	3				3		3	3					3	19333	
	261	29	26	1		2	29		27	27					25	19720	
	262	35	32	2			35		34	33		1			32	15781	
	263	28	26			2	28		26	26					25	19400	
	264	22	20			2	22		20	19					19	19684	
	265	6	6				6		6	6					5	24000	
	266	15	12	3			15		14	14		3	101.56	12	22833		
	267	15	15				15		15	15					15	19533	
	268	7	7				7		7	6					6	21833	
	269	5	4			1	5		4	4					4	17500	
	270	21	18	2			21		20	20		1			16	18625	
	271	23	20	3			23		22	22		2			17	17970	
	272	11	10	1			11		11	11					9	17777	
	273	24	20	3	1		24		23	23		1			14	22035	
	274	26	23				26		26	26					22	21863	
	276	2	2				2		2	2					2	17500	
	277	8	7	1			8		8	8					6		
	278	18	9	4	2	3	18		13	13		3	63.33	1			
	279	14	7	2		5	14		9	9		1			1		
	280	19	9	5		5	19		14	14		1			3	62.33	
	281	20	7	5	1		20		14	14		3			2		
	282	9	5	2		2	9		7	7		1			1		
	283	18	9	3			17		12	12		1			2		
	284	19	9	4	1	6	19	1	13	13		1			3	110.00	
	285	8	4	1			8		5	5					1		
	286	19	10	3		3	17		13	11		2			1		
	287	39	32	7			36		39	36		2			4	67.75	
	288	1															
	289	1															
	290	5	3	2			5		5	5		1			3	20000	
	291	5	4	1			5		5	5					3	20000	
	292	11	10				10		11	10					10	18300	
	293	25	18	5		2	23		23	21					13	16000	
	294	10	7	3			10		10	10		1			6	19333	
	295	18	12	6			18		18	18		2			9	22833	
	296	4	3	1			4		4	4		1			2		
	297	7	6	1			7	1	7	7		1			5	20600	
	298	6	6				6		6	6					5	45000	
	299	8	7			1	8		7	7					6	27666	
	300	19	15	4			19	1	19	19		1			11	25909	
	301	6	4	2			6	1	6	6		2			7		
	302	13	10	3			13		13	13		2			2	18571	
	303	13	12	1			13		13	13					12	15791	
	304	10	9		1		10		9	9					10	20450	
	305	18	16				18		18	18					18	18805	
	306	52	44	4		4	50		48	48		1			43	19463	
	307	15	15				15		15	15					15	15266	
	308	20	18	1		1	18		19	17					17	15058	
	309	14	14				14		14	14					14	16000	

¹For renter - occupied dwelling units and vacant nonseasonal not dilapidated units, for rent.
²For owner - occupied dwelling units and vacant nonseasonal not dilapidated units, for sale only.

HOUSING—BLOCK STATISTICS

Table 3.—CHARACTERISTICS OF HOUSING FOR BLOCK AREAS, BY BLOCKS: 1950—Con.

Block area	Block	All dwelling units by occupancy and tenure					All dwelling units by condition and plumbing facilities			Occupied dwelling units			Contract monthly rent ¹		Value ² of one-dwelling-unit structures	
		Total	Owner occupied	Renter occupied	Vacant non-seasonal not dilap., for rent or sale	Other vacant and non-resident	Number reporting	No private bath or dilap.	No running water or dilap.	Total	Persons per room		Number reporting	Average monthly rent (dollars)	Number reporting	Average value (dollars)
											Number reporting	1.51 or more				
C	310	11	11						11	11						
	311	10	9						10	9					11	18272
	312	11	11			1			11	11				8	18125	
	313	12	11						12	11				9	13944	
	314	18	18						18	18				18	16172	
	315	23	23						23	23				23	12195	
	316	8	8						8	8				8	9937	
	317	1														
	318	13	12						13	13				10	8260	
	319	31	25			1			31	27			1	23	14673	
	320	13	10			2			12	9			2	6	15833	
	321	13	12						13	12				10	16100	
	322	13	12						13	13			1	12	16333	
	323	16	16						16	16				16	16375	
	324	22	22						22	21				21	17714	
	325	10	10						10	10				10	20000	
	326	28	26						27	27				27	15880	
	327	29	28						29	28				28	15946	
	328	15	14						15	15				13	23461	
	329	13	11						13	13				11	18863	
	330	21	18						21	21				15	18300	
	331	16	15						16	16				14	20392	
	332	16	16						16	16				16	18750	
	333	10	10						10	10				8	25125	
	334	32	25						31	30				21	18309	
	335	27	20						27	26			1	16	19375	
	336	12	9						12	9				6	20956	
	337	35	28						33	33			4	2	23250	
	338	32	30						32	32			2	2	24913	
	339	26	23						26	26				20	28550	
	340	12	11						12	12				10	26000	
	341	26	22						26	26				18	24027	
	342	7	6						7	7				6	20333	
	343	3	3						3	3				3	16666	
	344	2														
	345	28	26						27	28				24	16012	
	346	53	45						52	52			2	41	13304	
	347	18	17						18	17				17	16147	
	348	15	13						15	14				12	17991	
	349	11	8						11	10				8	18750	
	350	8	4						8	6				4	14750	
	352	25	22						25	25				20	17075	
	353	31	28						30	30				25	16280	
	354	10	9						10	10				8	16280	
	355	20	19						20	20				17	24529	
	356	38	32						37	37				27	21777	
	357	27	20						27	27				19	26947	
	358	16	10						16	14				9	28888	
	359	13	12						13	13				12	42666	
	360	3	3						3	3				3	35666	
	361	3	1						2	2				1		
	362	11	10						10	10				9	36888	
	363	14	12						13	12				12	23583	
	364	13	13						13	13				13	25769	
	366	25	19						20	20				21	23738	
	367	18	17						18	18				16	31156	
	368	13	13						13	13				11	34454	
	369	14	11						13	13				8	36275	
	370	10	6						7	7				5	48500	
	371	5	4						5	5				4	30225	
	372	1														
	373	5	4						5	5				4	36000	
	374	16	15						15	14				14	30000	
	375	12	9						11	11				8	50500	
	376	5	5						5	5				5	53000	
	377	2														
	378	1														
	380	6	5						6	6				5	29400	
	381	7	7						7	7				4	48000	
	382	1														
	383	2														
	384	17	7						16	15				4	5375	
	385	7	7						7	7				2	28142	
	386	11	10						10	10				8	18812	
	387	23	16						22	21				14	19035	
	388	36	30						32	32				26	17461	
	389	23	20						23	23				19	16842	
	390	17	16						17	17				15	20733	
	391	22	21						22	22				19	15773	
	392	18	17						18	16				14	15321	
	393	22	20						21	21				21	18095	
	394	34	33						34	34				33	14521	
	395	23	20						23	23				18	14805	
	396	16	15						16	16				14	12000	
	397	8	8						8	8				8	11437	
	399	11	11						11	11				11	12545	
	400	16	15						16	16				15	12000	
	401	18	17						18	18				17	12500	

¹For renter - occupied dwelling units and vacant nonseasonal not dilapidated units, for rent.
²For owner - occupied dwelling units and vacant nonseasonal not dilapidated units, for sale only.

Table 3.—CHARACTERISTICS OF HOUSING FOR BLOCK AREAS, BY BLOCKS: 1950—Con.

Block area	Block	All dwelling units by occupancy and tenure					All dwelling units by condition and plumbing facilities			Occupied dwelling units			Contract monthly rent ¹		Value ² of one-dwelling-unit structures		
		Total	Owner occupied	Renter occupied	Vacant non-seasonal not dilap. for rent or sale	Other vacant and non-resident	Number reporting	No private bath or dilap.	No running water or dilap.	Total	Persons per room		Occupied by non-white	Number reporting	Average monthly rent (dollars)	Number reporting	Average value (dollars)
											Number reporting	1.51 or more					
C	402	19	19			1	19		19	18					19	13,026	
	403	5	5				5		4	4					4	17,000	
	404	8	8				8		7	7		1			8	13,312	
	405	20	20				20		22	22					20	16,175	
	406	22	21	1			22		11	10			1		21	16,680	
	407	11	11				10	1	11	10					9	23,888	
	408	18	15	2	1		17		17	17			1		14	32,071	
	409	2	2				2		2	2					2	25,742	
	410	25	23	2			23	2	25	25					20	32,750	
	411	23	23				21		23	22							
	412	2	2				2		12	12					11	27,000	
	413	12	12				6		5	5					6	34,166	
	414	6	5		1		6										
	415	1					1										
	416	1					7		5	5					5	52,800	
	417	7	5			2	7										
	418	3					3		3	3					3	63,333	
	419	3					3		18	18	1	1		16	32,062		
	420	18	17	1			18										
	421	1					1										
	422	4	4				4		4	4		1	1		4	51,250	
	423	10	10				10		10	10	1			8	46,625		
	424	6	3				6		6	6					3	22,666	
	425	6	5	3			5		5	5					8	28,250	
	426	8	8				8		8	8					11	26,363	
	427	11	11				9		11	11					14	22,285	
	428	15	15				15	1	15	15					10	27,000	
	429	13	13				13		13	13					3	21,166	
	430	4	4				4		4	4					17	22,176	
	431	2	2	1			2	1	2	2							
	432	9	9				9		9	9					9	24,000	
	433	15	14			1	12		14	14					12	23,500	
	434	14	14	1			14		15	14					12	19,166	
	435	15	15				14		15	15					15	16,933	
	436	26	26				26		28	28		1		25	19,200		
	437	11	11	2		1	13		12	10				11	15,954		
	438	12	12	1	1		12		12	12				9	14,211		
	439	17	15	1	1		17		16	16				15	12,600		
	440	11	11	4			15	1	15	15			3	6	12,250		
	441	18	14	4			18	1	18	18			4	14	12,707		
	442	23	22	1			22		23	23		1		22	12,295		
	443	5	4			1	5		4	4				3	11,166		
	444	19	17				18	1	19	19			2	16	12,468		
	445	21					20		20	20			21				
	446	12	10	2	1		12		12	12			17	82.38	93	11,524	
	447	14	18	1			13		14	14			2	78.23	12	9,916	
	448	47	45	2			47		47	47		1		44	10,900		
	449	9	6	3			9		9	9			3	6	10,633		
	450	11	7	4			11		11	11			4	7	12,371		
	451	29	23	5	1		28	2	28	27		2	2	20	12,075		
	452	12	11	1			12		12	12				11	11,481		
	453	24	23	1			23		24	24			1	1	22	13,431	
	454	24	23			1	23		23	23				21	11,442		
	455	14	13	1			14	1	14	14			1	12	16,750		
	456	6	6				6		6	6				6	6	13,083	
	457	6	6				6		6	6				6	6	21,000	
	458	25	23	1		1	25		24	24			1	23	18,782		
	459	12	12				12		12	12				12	20,250		
	460	91	78	3	4	6	87	4	81	81		1	2	62	22,662		
	461	20	20				20		20	20				20	18,950		
	462	9	9				9		9	9				9	19,222		
	463	14	13			1	14		13	13				12	18,583		
	464	13	12	1			13		13	13			1	10	13,150		
	465	23	22	1			23	1	23	23		1		22	13,068		
	466	24	18	6			24		24	24				16	11,843		
	467	22	17	4	1		22		21	21			3	18	12,094		
	468	14	9	5			14		14	14				8	10,062		
	469	19	19				19		19	19				19	10,163		
	470	9	7	2			9		9	9			2	6	11,050		
	471	12	11	1			12		12	12			1	11	10,090		
	472	16	11	4	1		16		15	15			4	11	7,763		
	473	18	16	2			17		18	18			2	15	11,720		
	474	73	62	10	1		70	2	72	72			10	58	10,248		
	475	33	31	2			33		33	33			1	31	9,841		
	476	31	29	2			31		31	31			2	29	8,417		
	477	30	28	2			30		30	30			1	27	1,976		
	478	30	27	3			30		30	30		1	3	27	9,633		
	479	21	20			1	19		20	20				23	10,326		
	480	25	22	1		1	25		23	23			7	13	10,653		
	481	23	16	6			23		22	22							
	482	18	11	7			18		18	18			6	10	10,450		
	483	22	14	7	1		22		21	21		1	15	5	13,300		
	484	17	12	4		1	17		16	16			3	12	10,750		
	486	11	10	1			11		11	10			1	10	13,400		
	487	13	11	2			13		13	13			1	11	16,100		
	488	15	14	1			15		15	15			1	14	13,821		
	489	14	13	1	1		14		13	13			1	14	25,107		

¹For renter - occupied dwelling units and vacant nonseasonal not dilapidated units, for rent.
²For owner - occupied dwelling units and vacant nonseasonal not dilapidated units, for sale only.

HOUSING—BLOCK STATISTICS

Table 3.—CHARACTERISTICS OF HOUSING FOR BLOCK AREAS, BY BLOCKS: 1950—Con.

Block area	Block	All dwelling units by occupancy and tenure					All dwelling units by condition and plumbing facilities			Occupied dwelling units			Contract monthly rent ¹		Value ² of one-dwelling-unit structures	
		Total	Owner occupied	Renter occupied	Vacant non-seasonal not dilap., for rent or sale	Other vacant and non-resident	Number reporting	No private bath or dilap.	No running water or dilap.	Total	Persons per room		Number reporting	Average monthly rent (dollars)	Number reporting	Average value (dollars)
											Number reporting	1.51 or more				
C	4 9 0	2														
	4 9 1	12	11	1		12			12	12		1		11	24409	
	4 9 2	17	16	1		17			17	17	1	1		15	21233	
	4 9 3	10	10			10			10	10				10	21300	
	4 9 4	10	9		1	10			9	9				10	21330	
	4 9 5	9	7	1		9			8	8	1	1		7	37500	
	4 9 6	9	8		1	9			8	8				9	29888	
	4 9 7	9	9			9			9	9				9	29722	
	4 9 8	4	4			4			4	4				4	24125	
	4 9 9	7	7			7			7	7				7	26285	
	5 0 0	8	7			8		1	7	7				7	30357	
	5 0 1	7	5		2	7			5	5		1		6	28666	
	5 0 2	7	7			7			7	7				7	22714	
	5 0 3	13	13			13			13	13				13	14692	
	5 0 4	13	13			13			13	13				13	14692	
	5 0 5	17	15	2		17	1	1	17	17		2		15	10120	
	5 0 6	10	9		1	10			9	9				9	11311	
	5 0 7	25	7		1	25			25	23		17	67.70	6	10166	
	5 0 8	10	8			10		1	10	10		2		8	12625	
	5 0 9	12	10	2		12			12	12		2		10	10600	
	5 1 0	11	11			11			11	11				11	9445	
	5 1 1	11	7	4		11			11	11		4	61.25	5	7780	
	5 1 2	19	16	2	1	19			18	18		2		17	10529	
	5 1 3	30	11	18	1	29			29	28		19	106.94	4	11000	
	5 1 4	20	5	15		20			20	20		15	126.66	5	8200	
	5 1 5	7	6	1		7			7	7		1		9	6477	
	5 1 6	9	6		3	9		1	6	6		1		9	25000	
	5 1 7	7	1	7		7		1	7	7		68	102.42	3	30833	
	5 1 8	22	22			22			22	22		22	68.27	3	36666	
	5 1 9	13	13			13			13	13		13	116.30	3	36666	
	5 2 0	108		108		108			108	108		1	66.09	15	12686	
	5 2 1	16	15	1		16			16	16		1		10	12450	
	5 2 2	12	11	1		12			12	12		1		15	15520	
	5 2 3	15	15			15			15	15				16	18093	
	5 2 4	16	16			16			16	16				14	21714	
	5 2 5	18	16	2		18			18	18		2		1	25000	
	5 2 6	4	2	1		4		1	3	3		1		3	30833	
	5 2 7	5	3	2		5			3	3		1		3	36666	
	5 2 8	6	4	2		6			6	5		1		3	36666	
	5 2 9	7	5	2		7			7	7		1		3	36666	
	5 3 0	1	2			1			2	2				5	15400	
	5 3 1	5	4		1	5			4	3				13	11853	
	5 3 2	14	13		1	13			13	13				17	10682	
	5 3 3	19	18	1		18			18	18		1		15	8280	
	5 3 4	18	15	2		18		1	17	17		2		22	8563	
	5 3 5	24	22	2		24		1	24	24		1		8	21625	
	5 3 6	8	8			8			8	7				16	10718	
	5 3 7	18	16	2		18			18	18		2		17	10605	
	5 3 8	4	1	1		4			3	3		1		1	25000	
	5 3 9	5	3	2		5			3	3		1		3	30833	
	5 3 0	7	5	2		7			7	7		1		3	36666	
	5 4 1	16	13	3		16			16	16		3	74.00	13	10230	
	5 4 2	13	10	3		12			13	13		3	70.00	9	9333	
	5 4 3	35	14	15		31			29	29		15	74.86	13	5169	
	5 4 4	18	16	2		18			18	18		2		15	6800	
	5 4 5	8	8			8			8	8				8	10000	
	5 4 6	10	9	1		10			10	10		1		9	13277	
	5 4 7	20	19	1		20			20	20		1		19	9842	
	5 4 8	19	18	1		19			18	18		1		17	9547	
	5 4 9	9	9			9			9	9				9	10666	
	5 4 0	8	7	1		8			8	8		1		6	9733	
	5 5 1	13	12	1		13			13	13		1		12	10275	
	5 5 2	7	6	1		7			7	7		1		6	10333	
	5 5 3	17	17			17			17	17				16	8487	
	5 5 4	9	9			9			9	9				9	8066	
	5 5 5	8	7			8		1	7	7				6	7650	
	5 5 6	6	6			6		1	6	6				6	8333	
	5 5 7	24	23	1		24			24	24		1		23	8660	
	5 5 8	34	32	2		34			32	32				34	8814	
	5 5 9	28	27	1		28			28	28		1		27	8659	
	5 6 0	26	17	9		26			17	17				25	8972	
	5 6 1	48	37	4	7	47			41	40		1		43	9309	
	5 6 2	24	13	1	10	24			14	13		1		23	8047	
	5 6 3	5	5			5			5	5				3	8833	
	5 6 4	17	14	2	1	17			16	16		2		15	10160	
	5 6 5	38	35	1	2	38			36	36		1		37	7891	
	5 6 6	6	6			6			6	6				6	7633	
	5 6 7	35	33		1	34			33	33				34	7867	
	5 6 8	85	69	8	8	85			77	73		8	67.50	76	7946	
	5 6 9	14	3			5			3	3				3	9100	
	5 7 0	180	12	151	15	177	1		163	163	3	163	79.20	12	8833	
	5 7 1	5	5			5			5	5				5	8680	
	5 7 2	1				1										
	5 7 3	13	12			13			12	12				12	25500	
	5 7 4	5	5			5			5	5				5	17000	
	5 7 5	20		8	12	20			8	8		5	46.95	3	3666	
	5 7 6	4	3	1		4			3	3		1		3	3666	
	5 7 7	16	12	2	1	13		1	14	13		1		18	4516	

¹For renter - occupied dwelling units and vacant nonseasonal not dilapidated units, for rent.
²For owner - occupied dwelling units and vacant nonseasonal not dilapidated units, for sale only.

Table 3.—CHARACTERISTICS OF HOUSING FOR BLOCK AREAS, BY BLOCKS: 1950—Con.

Block area	Block	All dwelling units by occupancy and tenure					All dwelling units by condition and plumbing facilities			Occupied dwelling units			Contract monthly rent ¹		Value ² of one-dwelling-unit structures		
		Total	Owner occupied	Renter occupied	Vacant non-seasonal not dilap., for rent or sale	Other vacant and non-resident	Number reporting	No private bath or dilap.	No running water or dilap.	Total	Persons per room		Occupied by non-white	Number reporting	Average monthly rent (dollars)	Number reporting	Average value (dollars)
											Number reporting	1.51 or more					
C	586	12	10	1	1	7	11	3	1	11	11	2	1		8	4,512	
	588	11	4	2		7	11			4	4				4	14,900	
	589	4	2	2						4	4						
	590	6	3	1		2	6			6	4	1	1		3	15,233	
	591	13	12	1			13			13	13		1		8	5,500	
	592	13	6	4	1	2	9	6		10	10	1	5	26.60	5	3,900	
	593	10	7	2		1	8	3		9	9	2	2		7	4,814	
	594	2															
	595	7	6	1			7			7	7				5	6,020	
	596	2															
	597	14	12	1		1	14			13	13		1		10	16,950	
	598	1															
	599	4	4				3			4	4	2			3	4,666	
	600	9	6	1		2	9	1	1	7	7		1		4	7,375	
	601	8	6	1		1	7			7	7		1		6	6,666	
	602	2															
	603	1															
	604	14	10	2		2	14			12	12	1	2		8	6,950	
	605	28	27	1			28	1	1	28	28				26	35,769	
	606	2															
	607	1								7	7				7	24,857	
	609	7	5				5			5	5				5	22,000	
	610	5	6				6			6	6				6	22,333	
	611	2															
	612	2															
	613	1															
	614	1			1					7	7				7	22,757	
	615	13	12	1			12			13	12	1			11	21,690	
	617	5	5				3			5	5				4	27,250	
	620	6	5	1			4			6	6				5	45,800	
	622	12	12				10			12	12				12	28,166	
	623	17	15				17			17	15				15	7,446	
	624	3	3				2			3	3				2	7,410	
625	4	4				2			4	4				2	8,429		
626	3	3				2			3	3				2	7,608		
627	1	1				1			1	1				1	8,388		
D	1	21	7	13		1	21	5		20	20	1	13	3	2,233	6	6,250
	2	29	10	19		2	29	7		29	29	1	19	2	2,311	5	5,888
	3	7	7	13			20	4	1	20	19		12	3	7,037	6	6,000
	4	12	18	9			30			30	30		18	3	6,777	5	6,937
	5	9	9	18			18			18	18		9	3	7,770	4	5,925
	6	7	7	17			24	1		24	24		16	4	0,377	5	5,600
	7	24	26	26			32	4		33	32		24	4	0,255	3	4,333
	8	48	28	28			48	17	7	48	48		28	14	2	7,750	
	9	24	4	20			24	9		24	24		18	10	10	7,530	
	10	51	11	38	2		50	2		49	46	2	39	3	4,922	10	7,530
	11	5	16	36			49	1		52	48	5	34	15	2	7,466	
	12	6	8	49	3	1	58	24		57	56	3	49	3	2	5,166	
	13	19	6	13			19	2		19	19		13	3			
	14	11	1	10			11	9		11	11		6	10			
	15	1															
	16	1															
	17	1															
	18	1															
	19	1															
	20	1															
	21	1															
	22	1															
	23	1															
	24	21		21			21	6		21	21		4	21	5	2,338	
	25	29		28	1		25	23	2	28	25	18	1	29	2	2,700	
	26	5		48	2	2	48	32		48	48	8	2	49	3	3,853	
	27	3	2	42	2	1	43	39		43	43	9	1	42	3	3,030	
	28	3	1	32	1	1	29	24	1	34	34	5		31	4	3,722	
	29	6		66			59	5		66	65	1		65	4	4,920	
	30	5	3	2			5			5	5		5	5	2	3,220	
	31	5		5													
	32	2		2													
	33	7		6			7	5		7	7	1	6	6	1	3,600	
34	17	1	14	1		17	11		16	15	2	14	2	2	2,785		
35	29	8	21			28	10	1	29	29		20	2	1	3,665		
36																	
37																	
38																	
39																	
40																	
41																	
42																	
43																	
44																	
45																	
46																	
47																	
48																	
49																	
50																	
51																	
52																	
53																	
54																	
55																	
56																	
57																	
58																	
59																	
60																	
61																	
62																	
63																	
64																	

¹For renter - occupied dwelling units and vacant nonseasonal not dilapidated units, for rent.
²For owner - occupied dwelling units and vacant nonseasonal not dilapidated units, for sale only.

HOUSING—BLOCK STATISTICS

Table 3.—CHARACTERISTICS OF HOUSING FOR BLOCK AREAS, BY BLOCKS: 1950—Con.

Block area	Block	All dwelling units by occupancy and tenure					All dwelling units by condition and plumbing facilities			Occupied dwelling units			Contract monthly rent ¹		Value ² of one-dwelling-unit structures	
		Total	Owner occupied	Renter occupied	Vacant non-seasonal not dilap., for rent or sale	Other vacant and non-resident	Number reporting	No private bath or dilap.	No running water or dilap.	Total	Persons per room		Number reporting	Average monthly rent (dollars)	Number reporting	Average value (dollars)
											Number reporting	1.51 or more				
D	65	23	6	15		2	21	7	21	20	2		14	47.54	4	4,000
	66	2														
	69	17		17			17		17	17			17	56.17		
	70	2														
	74	1														
	75	1														
	76	29	3	25	1		28	7	28	25		21	23	34.26	1	
	77	11		9	1	1	10	2	9	8	3	2	10	34.60		
	78	36	5	29		2	28		34	30		2	26	45.96	1	
	84	15		13	2		15		13	13		2	14	30.14		
	87	29	4	25			29	15	29	29			25	32.40	2	
	88	19		12	1		18		18	18	1		11	26.00	5	4,400
	89	21		14			21	7	21	21	2		13	29.52	4	5,375
	90	17	4	13			17	7	17	17	1		13	29.92	2	
	91	49	4	43		2	40	1	47	41	2		38	37.59	7	
	92	31	9	22			31	21	31	25	2		21	22.99	2	3,928
	93	4		3			4		4	4			2	22.99	1	
	94	4		2			4	1	4	4			2	36.66	1	
	95	22	11	11			21	2	22	21	1		10	35.20	6	4,250
	96	40	17	22		1	40	16	39	38	2		22	32.81	12	4,558
	97	22	7	14	1		22	8	21	21	1		15	36.13	4	4,125
	98	17	4	11	2		17	3	15	15	1		12	44.91	4	5,800
	99	10	8	2			10		10	10			10	10	6	5,750
	100	60	24	36			58	13	60	58	1		3	35.62	14	6,250
	101	53	28	24	1		50	15	52	51	1		3	31.07	19	6,100
	102	41	27	14			39	3	41	39	2		1	44.75	19	6,331
	103	42	26	16			39	10	42	42			15	43.60	15	6,333
	104	37	25	12			37	2	37	37	2		1	36.18	18	6,583
	105	44	26	18			44	4	44	44			1	38.64	16	6,706
	106	24	16	7	1		24		23	23	1		8	46.50	10	7,580
	107	20	10	10			19		20	19	1		9	37.00	8	7,500
	108	20	8	12			20		20	18	1		10	49.30	7	8,300
	109	19	16	3			19		19	19			2	2	13	7,500
	110	31	26	5			31	2	31	31			5	45.40	24	7,583
	111	35	19	12	1	3	35	9	31	28			13	44.46	15	7,146
	112	56	23	31	1	1	52	14	54	51	1		29	44.89	11	6,581
	113	31	17	14			31	6	31	30	1		14	36.07	13	5,807
	114	26	10	13	2	1	26	8	23	23	1	1	14	29.28	7	6,000
	115	18	6	12			17	7	18	18	1		12	34.58	5	6,000
	116	10	3	6		1	10	1	9	9			6	43.16	1	5,500
	119	13	5	8			12	8	13	12			8	18.25	8	2,575
	120	30	9	21			30	3	30	27			21	39.76	7	5,928
	121	26	11	15			25	9	26	26			14	34.92	3	6,700
	122	37	7	29		1	34	7	36	35	8		28	41.57	4	6,300
	123	23	6	17			23	5	23	23	1	1	15	30.60	4	5,075
	124	13	4	9			13	4	13	13	1		9	37.55	3	4,666
	127	3	1	2			2	1	3	3			2	2		
	128	23		23			21		23	20		2	20	31.75		
	133	4		4			4	1	4	4		3	4	50.00		
	134	25	7	15	3		18	6	22	17	2	17	14	45.92	3	12,666
	135	45	6	36	3		43	13	42	40	4		38	41.97	3	12,600
	136	32	1	31			32		32	32			31	47.77		
	137	1														
	138	44		40	3	1	44	44	40	40	6		42	27.78		
	139	2														
	142	17		17			16	6	17	16	1		16	39.50		
	143	58	2	56			53	1	58	54			53	43.41		
	145	10	2	8			10	2	10	10	1		8	38.25	1	
	146	9	3	6			9	5	9	9	3		6	40.00	1	
	147	24	8	16			23	8	24	23	1	13	13	46.69	5	5,000
	148	30	7	23			30	8	30	30	4		23	34.65		
	149	31	6	25			30	15	31	31	4		22	37.59		
	151	36	8	26	2		33	8	34	32	1		27	32.51	6	6,833
	152	36	4	32			33	16	36	34	2		32	31.96	2	
	153	28	10	18			25	12	28	28	1		17	41.00	5	6,060
	154	12	2	10			11	9	12	12	3		10	27.40	1	
	156	35	12	23			35	11	35	35	1		22	45.22	9	11,166
	157	61	22	35	4		59	25	57	55	1		37	47.51	18	9,572
	158	16	11	5			16		16	15	1	1	5	51.60	11	7,954
	159	10	5	4		1	10	2	9	9		1	3	45.00	4	7,125
	160	3		2			3	2	3	3			2	2	1	
	161	2				1	2		2	2					2	
	163	107	34	69	2	2	105	46	103	101	4	3	68	32.11	23	4,347
	165	51	14	36		1	50	24	50	49			31	33.09	5	5,440
	166	7		7			7		7	7	1		7	33.71		
	167	17	8	9			16	4	17	17			9	35.00	7	4,171
	168	23	9	14			23	9	23	23			14	27.57	5	4,200
	169	17	10	7			17	4	17	17	1		7	36.42	5	5,500
	170	36	10	26			34	12	36	36	2		26	36.34	2	
	171	64	16	48			59	8	64	64			47	36.17	6	6,666
	172	63	11	49	3		60	3	60	58	1		49	44.18	8	6,337
	174	24	39	85			121	26	124	120	3	3	81	34.86	19	5,947
	175	40	11	29			40	23	40	40			27	34.03	4	5,500
	176	21	1	20			19	15	21	20			19	31.26		
	177	55	1	54			49	7	55	54	2		19	31.26		
	178	19	2	17			17	3	19	16	3	1	14	42.13		
	179	2							19	16				36.57		

¹For renter - occupied dwelling units and vacant nonseasonal not dilapidated units, for rent.
²For owner - occupied dwelling units and vacant nonseasonal not dilapidated units, for sale only.

Table 3.—CHARACTERISTICS OF HOUSING FOR BLOCK AREAS, BY BLOCKS: 1950—Con.

Block area	Block	All dwelling units by occupancy and tenure					All dwelling units by condition and plumbing facilities			Occupied dwelling units			Contract monthly rent ¹		Value ² of one-dwelling unit structures	
		Total	Owner occupied	Renter occupied	Vacant non-seasonal not dilap., for rent or sale	Other vacant and non-resident	Number reporting	No private bath or dilap.	No running water or dilap.	Total	Persons per room		Number reporting	Average monthly rent (dollars)	Number reporting	Average value (dollars)
											Number reporting	1.51 or more				
0	181	8					8		8	8		8	31.87			
	182	13	1		1		13	2	12	12	1	11	33.81	1		
	183	111					111		107	103		101	48.45			
	184	92	1				93	18	97	94	2	89	49.47			
	185	92	4				80	21	78	78	1	75	40.85	2		
	187	134	4				113	22	118	132	1	126	50.15	1		
	189	22					22	21	21	18		18	28.88			
	190	37			1		36	4	36	36	1	34	38.11			
	191	4	7			2	41	3	41	39	1	33	52.15	4	18750	
	192	6					6		6	6		6	36.66			
	193	5	7	4		1	51	21	4	51	51	40	32.40	4	3875	
	195	33					33	4	28	33	2	22	36.77	7	7285	
	196	28					28	2	28	27		18	37.33	5	4800	
	197	11					24	3	24	21		13	35.15	6	5416	
	198	12					25	2	25	25	1	13	36.23	9	5500	
	199	12			1		31	12	2	31	31	19	34.73	8	5550	
	200	3			1		32	3	31	31	1	26	36.88	4	6375	
	201	3				2	9	7	4	7	7	4	16.50	2		
	202	3					7		8	8	1	5	29.40			
	203	4	2	1		1	40		39	38		16	43.56	2	7673	
	204	36	29	7			35	1	36	36		7	47.14	26	7269	
	205	18	12	5	1		17	1	17	16		6	31.83	9	6211	
	207	12	12	14	2		28		26	26	1	16	46.75	10	5630	
	208	31	19	19	1		31	2	30	30		19	36.78	9	4644	
	209	100	33	67	1		100	40	99	99	3	68	33.66	17	5535	
	210	17	10	9			17	2	17	17		5	52.40	7	7500	
	211	19	10	9			19	1	19	19		9	43.33	9	7800	
	212	19					25	9	25	24		16	31.93	3	7166	
	213	22			1		22	6	21	19	1	20	32.55	1		
	214	18	9	9			16	1	18	15		8	36.50	5	7300	
	215	18	10	8			18	4	18	18		8	42.75	4	7750	
	216	11					11		13	13		11	32.81			
	217	13	2	11			17	8	16	16		17	35.11			
	218	17		16	1		17	1	16	16		15	52.60	1		
	219	16	1	15			16		16	16		28	36.31			
	220	32		30		2	32	8	30	30	6	38	79.97			
	221	42		32	9		39		32	29	2	38				
	222	10		10		1	9		9	1		1	42.82	1		
	223	40		37			40	25	40	40	3	35	42.82	3	7666	
	224	84	7	73	4		82	11	80	80		75				
	225	36	4	32			36	9	36	36	1	31	38.16	1		
	226	24	7	17			23	1	24	23		16	45.37	4	6125	
	227	111	8	111	3		119	11	119	119	5	104	44.55	3	7000	
	228	40	8	30	2		38		38	38		29	52.96	4	8250	
	229	34	5	28		1	32	13	33	31		27	40.07	1		
	230	5		5			5	2	5	5		4	40.75			
	232	75		74	1		74		74	74	5	75	35.18			
	233	72	3	69			70	8	72	69	5	68	43.19	1		
	234	1														
	235	19	1	18			19	4	19	19		18	46.94	1		
	236	26	1	25			26	6	26	26	1	25	44.28	1		
	237	81	21	58	2		73	11	79	69		56	43.19	6	8833	
	238	21	2	19			20	4	21	20		16	46.62			
	239	62	26	35	1		48	15	61	45	1	33	49.69	5	7500	
	240	30	12	18			25	5	30	27		17	41.52	9	7777	
	241	77	32	44	1		69	22	76	73	1	43	43.06	24	10416	
	243	22	18	4			20		22	21		4	46.00	16	10187	
	243	11	11	3			11		14	14	1	3	33.00	10	8160	
	244	14	11	4			12		12	12	1	4	33.25	7	10314	
	245	12	8	4			12	3	12	12	1	3	31.25	10	8235	
	246	58	22	36			56		58	56		34	44.44	17		
	247	70	13	56		1	70	5	69	65	1	54	39.48	9	7777	
	248	38	18	20			38		38	35		18	41.16	10	7350	
	249	42	19	23			39	9	42	40	1	21	36.28	15	7200	
	250	43	15	26	1		42	2	41	40		26	44.38	12	7175	
	251	66	55	59		1	64		64	63		57	50.75	4	6250	
	252	20	15	14		1	19		19	19	1	9	49.88	5	5000	
	253	33	15	18			32		33	32		17	46.94	13	5976	
	254	40	19	20	1		40		39	39	1	19	39.84	13	6369	
	254	14		20			34		34	34		20	44.40	9	7800	
	255	34		9			25	1	25	25		8	45.00	13	6692	
	256	26	16			1										
	257	39	10	27	2		39	3	37	37		27	48.92	6	7750	
	258	28	13	14	1		27	6	27	27	1	15	37.00	11	5272	
	259	4	1	3			4	1	4	4		3	28.33			
	260	2														
	261	31	19	11	1		31	1	30	30		11	46.45	17	7841	
	262	34	26	8			34	2	34	34		6	54.16	26	7996	
	263	30	28	2			29		30	30		31	58.2	28	9332	
	264	52	20	31	1		51		51	51		31	58.2	16	8781	
	264	78	4	70	4		73	1	74	74	1	73	74.00			
	265	4	20	8		1	28	1	1	28		8	40.37	15	9366	
	266	29														
	267	74	28	43	1		73	1	71	71	1	41	51.02	23	9108	
	268	37	15	20		2	35	1	35	35		17	39.70	9	7166	
	269	47	12	32		3	41		44	43	1	30	50.56	8	6750	
	270	30	14	15			29		29	29		14	47.07	9	7666	
	271	42	16	24	2		41	1	40	38	1	23	42.13	5	9700	
	272	43	15	26	1		39	7	41	40	1	25	38.16	11	7863	
	273	19	10	8		1	19	3	18	16		7	39.28	6	6650	

¹For renter - occupied dwelling units and vacant nonseasonal not dilapidated units, for rent.
²For owner - occupied dwelling units and vacant nonseasonal not dilapidated units, for sale only.

HOUSING—BLOCK STATISTICS

Table 3.—CHARACTERISTICS OF HOUSING FOR BLOCK AREAS, BY BLOCKS: 1950—Con.

Block area	Block	All dwelling units by occupancy and tenure					All dwelling units by condition and plumbing facilities			Occupied dwelling units			Contract monthly rent ¹		Value ² of one-dwelling-unit structures		
		Total	Owner occupied	Renter occupied	Vacant non-seasonal not dilap., for rent or sale	Other vacant and non-resident	Number reporting	No private bath or dilap.	No running water or dilap.	Total	Persons per room		Occupied by non-white	Number reporting	Average monthly rent (dollars)	Number reporting	Average value (dollars)
											Number reporting	1.51 or more					
D	274	21	16	5					21	21			5	41.40	11	15681	
	275	30	18	12				30	30			1	41.40	7	13000		
	276	47	5	42				47	47			4	38.20	2	7875		
	277	41	10	31				41	41			2	38.20	4	9250		
	278	34	4	30				34	34			2	38.20	4	22000		
	279	36	4	32				36	36			1	45.50	4	11500		
	280	34	7	27				34	34			1	18.18	5	10800		
	281	16	7	9				16	16			2	45.50	5	7000		
	282	28	19	9				28	28			2	77.77	5	14388		
	283	64	16	48				64	64			4	43.99	9	7666		
	284	89	9	80				89	89			4	83.83	11	7500		
	285	104	14	90				104	104			1	67.67	6	6666		
	286	93	22	71				93	93			2	52.47	3	7583		
	287	77	33	44				77	77			2	49.61	3	6666		
	288	34	4	30				34	34			3	9.69	2	7000		
	289	10	4	6				10	10			1	46.47	2	13000		
	290	10	4	6				10	10			1	64.77	2	7000		
	291	10	4	6				10	10			1	30.9	2	7500		
	292	13	4	9				13	13			1	64.77	2	6666		
	293	15	5	10				15	15			2	42.87	2	7000		
	294	17	5	12				17	17			1	40.15	2	7620		
	295	33	9	24				33	33			1	33.33	5	6200		
	296	51	11	40				51	51			1	44.44	2	7620		
	297	33	3	30				33	33			1	41.99	1	10118		
	298	33	3	30				33	33			1	49.98	1	8300		
	299	30	1	29				30	30			1	55.55	1	8625		
	300	11	1	10				11	11			1	44.44	2	6900		
	301	15	1	14				15	15			1	48.53	1	7272		
	302	39	14	25				39	39			5	51.45	10	7200		
	303	58	14	44				58	58			1	42.42	13	6307		
	304	58	19	39				58	58			1	52.94	13	6307		
	305	38	22	16				38	38			2	47.83	15	10120		
	306	24	18	6				24	24			2	47.83	17	9029		
	307	24	18	6				24	24			3	45.00	18	9333		
	308	22	25					22	22			3	46.66	22	8909		
	309	24	21	3				24	24			2	46.66	20	10100		
	310	24	21	3				24	24			1	45.00	23	9139		
	311	22	23					22	22			1	50.00	24	10875		
	312	24	23	1				24	24			2	53.33	24	10875		
	313	26	23	3				26	26			1	45.00	21	10014		
	314	29	24	5				29	29			1	53.33	21	10222		
	315	28	22	6				28	28			1	37.83	9	10222		
	316	17	10	7				17	17			6	54.33	21	13000		
	317	18	16	2				18	18			1	37.83	13	14710		
	318	24	19	5				24	24			1	39.00	19	10500		
319	20	16	4				20	20			1	35.66	15	10500			
320	60	46	14				60	60			1	55.55	11	11195			
321	37	28	9				37	37			1	41.00	4	11380			
322	40	21	19				40	40			2	41.00	21	11666			
323	57	21	36				57	57			2	53.33	13	10153			
324	56	18	38				56	56			1	54.33	11	11227			
325	50	19	31				50	50			3	50.13	11	6727			
326	52	11	41				52	52			2	45.38	6	10333			
327	32	15	17				32	32			1	45.00	9	8333			
328	66	8	58				66	66			1	70.84	2	7600			
329	15	7	8				15	15			1	36.14	2	7500			
330	10	5	5				10	10			5	62.40	2	8437			
331	10	8	2				10	10			2	62.40	6	13250			
332	14	10	4				14	14			7	76.25	7	14285			
333	14	10	4				14	14			4	31.50	8	11875			
334	16	9	7				16	16			1	52.44	3	11500			
335	33	15	18				33	33			17	45.41	6	10583			
336	31	16	15				31	31			15	52.40	11	10563			
337	58	10	47				58	58			1	32.40	5	7600			
338	31	12	19				31	31			16	41.34	6	7500			
339	41	13	28				41	41			1	38.20	8	7500			
340	13	4	9				13	13			1	27.27	6	8437			
341	32	4	28				32	32			1	42.00	1	7600			
342	112	27	85				112	112			9	41.66	1	8437			
343	9	1	8				9	9			1	42.20	8	8437			
344	46	8	38				46	46			4	40.37	1	7600			
345	54	16	38				54	54			2	47.58	5	11000			
346	50	22	28				50	50			2	45.08	12	9350			
347	14	11	3				14	14			1	34.00	6	8416			
E	1	1					1	1						9	6155		
	3	1					3	3						8	6737		
	4	11	5				11	11						29	6575		
	5	3	1				3	3						39	7494		
	6	35	32				35	35						13	6946		
	7	48	44				48	48						16	6687		
	8	20	17				20	20						11	9000		
	9	19	18				19	19						11	9000		
	10	13	11				13	13						11	9000		
	11	35	30	4			35	35					4	49.50	30	7696	

¹For renter - occupied dwelling units and vacant nonseasonal not dilapidated units, for rent.
²For owner - occupied dwelling units and vacant nonseasonal not dilapidated units, for sale only.

Table 3.—CHARACTERISTICS OF HOUSING FOR BLOCK AREAS, BY BLOCKS: 1950—Con.

Block area	Block	All dwelling units by occupancy and tenure					All dwelling units by condition and plumbing facilities			Occupied dwelling units			Contract monthly rent ¹		Value ² of one-dwelling-unit structures		
		Total	Owner occupied	Renter occupied	Vacant non-seasonal not dilap., for rent or sale	Other vacant and non-resident	Number reporting	No private bath or dilap.	No running water or dilap.	Total	Persons per room		Occupied by non-white	Number reporting	Average monthly rent (dollars)	Number reporting	Average value (dollars)
											Number reporting	1.51 or more					
E	12	3	2	1		3	3	1	3	3			1		2		
	13	3	2			3	1		3	3	1		1		1		
	14	6	3			6			5	5					5	71.00	
	15	5	3			5	1	1	3	3					4	527.5	
	16	5	4			5			5	5			1		4	762.5	
	17	9	4			8	1		7	7			1		2		
	18	4	2			2			4	4			2	47.00	2		
	19	29	25			28			27	27			2		24	709.5	
	20	17	15			17			17	17			2		15	873.3	
	22	1															
	23	16	15			16			16	16			1		15	900.6	
	24	8	8			8	5	3	8	7			3	46.66	5	4000	
	25	12	6		1	11	2		11	11		11	6	283.33	5	7400	
	26	8	6			7			8	8		8	2		4	9750	
	27	7	6		1	7			6	6		1			6	6750	
	29	12	10			12	1		12	12			2		9	685.5	
	30	13	12			13			13	13			1		11	754.5	
	32	2															
	33	15	14			15			15	15			1		12	917.5	
	34	17	14			17			17	17			2		14	1039.2	
	35																
	36	22	20			20			21	21			1		20	1010.0	
	37	24	18			24	1		23	23			5	43.40	15	8000	
	38	39	29		1	39			38	38			8	47.25	27	7540	
	39	14	8			14			14	14		1			6	6150	
	40	25	19			25			25	24			6	521.6	18	7038	
	41	34	31			34	8	3	34	32	3	5	3	423.33	30	6266	
	42	2															
	43	22	16		1	22	9	4	21	21	3	21	5	29.00	15	5220	
	44	19	16			18	8	6	19	18	3	18	3	32.00	14	3735	
	45	126	73		2	124	87	51	122	122	17	122	46	183.0	47	341.2	
	46	1															
	47	10	9			10			10	10			1		9	7700	
	48	16	15			16	1	1	16	16		1			14	7714	
	49	24	20			24			24	24			4	4625	19	6578	
	50	24	20			24			24	24			4	50.00	19	6736	
	51	17	17			19			19	18			2		15	6480	
	52	38	30		1	37			37	37		1	7	37.85	28	7657	
	53	130	118			130			130	130			2		17	7717	
	54	22	21			22	2	2	20	20			2		20	8040	
	55	24	19			24			24	24			5	42.00	16	7168	
	56	20	20			20			21	21			8		19	8315	
	57	35	28			35	2		36	35			1	58.37	26	9973	
	58	28	28			28			28	28					28	9071	
	59	17	17			17			17	17					17	8823	
	60	4	4			4			4	4					4	10125	
	61	1															
	62	5	3			5			5	5			1		3	10666	
	63	5	5			5			5	5			3		5	19000	
	64	57	52			56	1		57	56			1	446.6	50	10200	
	65	9	7			9			9	9					6	12166	
	66	9	8		1	9			8	7					9	12833	
	67	16	14			16			16	16			2		13	9946	
	68	10	9			10			10	10			1		7	9142	
	69	42	33			41	1		42	41			5	4822	31	6874	
	70	22	17			22			22	22			5	6100	16	7018	
	71	17	13			17			17	17			4	6375	13	7746	
	72	1															
	73	4	4			4		3	4	4			4		3	4000	
	75	1															
	76	51	34		2	48	19	13	49	47	6	47	14	2150	25	3440	
	77	7	7			7	2	2	9	9			2		5	7000	
	78	19	14			19			19	19		1	3	2333	9	4844	
	79	28	18			27	13	9	28	28			10	2370	8	3962	
	81	3	2			3			3	3			3		2		
	82	14	5			14	12	8	14	14			1	2044	5	2080	
	83	30	18		2	30	29	28	26	26			14	1311	17	2394	
	84	11	10			11			11	11			26		10	4970	
	85	58	48		7	57	1		51	50			5		52	6142	
	86	22	17			22	3	3	22	22			2	4580	14	6414	
	87																
	88	39	35		1	39			37	36			3	37.66	33	5860	
	89	46	38			46			46	46			7	39.00	37	6586	
	90	51	41		1	51			50	50			9	5322	39	6128	
	91	10	8		1	10		1	8	8			1		6	9166	
	92	12	11			12			12	12			1		11	7454	
	93	13	12		1	13			12	12			1		12	11100	
	94	16	14			16			16	16			1		13	11153	
	95	6	5			6			6	6			1		4	13750	
	96	23	17			23	3		20	20			3	3333	13	10346	
	97	12	9		1	12			10	10			2		9	9111	
	98	21	16		2	20			18	18			1		17	9900	
	99	24	20			23			24	24			4	7125	19	9973	
	100	5	5			5			5	5					5	9100	
	101	11	11			11			11	10					11	7390	
	102	49	28			47	2		47	47			2	4255	18	6266	
	103	20	9		2	20			20	20			11	4127	5	4700	
	104	20	9			11			17	16			2		18	6266	
	105	17	15			17	1	1	17	16			2		12	5833	

¹For renter - occupied dwelling units and vacant nonseasonal not dilapidated units, for rent.
²For owner - occupied dwelling units and vacant nonseasonal not dilapidated units, for sale only.

HOUSING—BLOCK STATISTICS

Table 3.—CHARACTERISTICS OF HOUSING FOR BLOCK AREAS, BY BLOCKS: 1950—Con.

Block area	Block	All dwelling units by occupancy and tenure					All dwelling units by condition and plumbing facilities			Occupied dwelling units			Contract monthly rent ¹		Value ² of one-dwelling-unit structures	
		Total	Owner occupied	Renter occupied	Vacant non-seasonal not dilap., for rent or sale	Other vacant and non-resident	Number reporting	No private bath or dilap.	No running water or dilap.	Total	Persons per room		Number reporting	Average monthly rent (dollars)	Number reporting	Average value (dollars)
											Number reporting	1.51 or more				
E	106	5	4	1					5	5						
	107	245	150	92	1	2	239	92	35	242	241	29	127	1	4	3,800
	108	20	10	10			20	17	13	20	20		19	89	140	4,092
	109	14	6	7		1	14	12	8	13	13	2	13	7	7	1,623
	110	11	6	5			11	5	3	11	11	2	11	5	3	1,823
	111	12	6	6			12	7	6	12	12	2	12	6	5	3,200
	112	15	7	6	1	1	15	9	8	13	13	4	13	6	7	4,028
	113	9	7	2			9	5	3	9	9		9	2	7	3,500
	114	5	4			1	5	1		4	4		4	4	4	6,900
	115	23	16	7			23	4	3	23	23	1	23	6	13	4,192
	116	27	15	12			27	19	12	27	27	4	27	12	9	2,566
	117	23	7	14	1	1	21	14	12	21	17	4	21	13	7	3,288
	118	18	10	6		2	17	2		16	16		6	6	5	4,700
	119	40	21	18		1	39	5		39	38		17	17	18	6,366
	120	17	13	4			17			17	17		3	3	13	6,397
	121	12	7	4			12			11	11		3	3	7	5,914
	122	19	18			1	18			18	18				16	1,530
	123	17	16				17			17	17			1	15	1,033
	124	31	21	8	2		30			29	28			9	17	8,117
	125	24	17	6		1	24			23	23			6	15	1,320
	126	35	20	14		1	35			34	34			14	17	9,423
	127	1														
	128	18	15	3			18			18	18		1	3	13	8,900
	129	24	23	1			24			24	24			1	23	8,478
	130	27	23	4			25			27	24			3	20	7,450
	131	19	14	5			18	3	1	19	19		4	4	13	6,453
	132	4	1	3			4			4	4			3	1	
	133	60	40	20			60	4		60	60	2		16	28	5,871
	134	43	20	21	1	1	42	5		41	40		20	9	6	4,250
	135	18	13	5			18	7	5	18	18	3	3	3	11	3,581
	136	11	6	4		1	11	4	1	10	10		10	4	5	4,000
	137	7	3	3		1	7	4	4	6	6		3	3	3	2,233
	138	43	17	25		1	42	29	20	42	40	2	42	21	14	4,000
	139	23	11	11		1	23	17	8	22	22		9	9	10	3,020
	140	30	18	11		1	27	20	14	29	27	5	28	9	13	3,023
	141	27	20	6		1	27	14	5	26	26	1	26	6	19	3,836
	142	1														
	143	35	23	12			34	12	5	35	34	3	35	8	19	3,815
	144	58	42	1	1		102	52	26	100	100	11	98	40	43	3,260
	145	53	31	22			53	20	13	53	52	5	51	21	30	4,043
	146	35	17	17		1	34	18	6	34	33	2	34	16	13	4,915
	147	28	13	5			15	3	2	18	18		18	3	11	3,000
	148	16	16	7			22	10	8	23	22		23	7	10	2,800
	149	33	19	16	1		34	17	10	35	35	2	34	17	18	3,266
	150	33	20	13	1	1	35	15	8	33	33	1	33	13	17	4,417
	151	18	10	8			12	4	2	12	12		12	1	10	2,570
	152	10					10			10	10		10	1	8	3,137
	153	21	14	6		1	21	7	5	20	20		20	6	13	3,330
	154	31	13	8			20	8	1	21	21		21	8	13	2,546
	155	38	22	16			37	17	10	38	38	4	38	15	22	3,100
	156															
	157	12	7	5			10	8	6	12	11	3	12	5	7	3,214
	158	17	9	8			16	5	3	17	17		13	8	7	4,500
	159	11	9	2			11	3		11	11	1	2	2	5	4,600
	160	15	14	1			13			15	13				13	5,430
	161	22	16	6			22	5		22	22		3	6	14	5,650
	162	10	4	6			8	1		10	10		1	5	3	3,700
	163	5	3	2			5			5	5			1	2	
	164	10	7	3			10			10	10			1	3	
	165	11	3	8			11			11	11		1	3	6	7,083
	166	25	17	8			25	2		25	25			8	2	4,100
	167	17													15	5,700
	168	29	12	16			29	3		29	29			8	15	
	169	27	20	7			27	3	1	27	27	2		11	11	4,518
	170	29	22	7			27			27	27		7	7	19	6,268
	171	27	20	7			29			29	29		7	7	21	7,463
	172	13	7	4			27			27	27		6	6	21	8,542
	173	36	23	12	2	2	33	11		33	33		4	4	19	8,894
	174	27	14	9			36	35		35	35		4	4	9	7,300
	175	28	19	9			25	35		23	23		12	12	18	8,050
	176	26	11	15			27			28	27	1	10	10	10	8,650
	177	28	17	11			27			28	27		9	9	16	8,950
	178	19	11	8			28	2		27	27			8	9	7,455
	179	29	17	12	1		28	14		27	27			11	12	7,866
	180	21	15	6			21	2		21	21		5	5	17	7,517
	181	24	11	13			23	1		21	21		5	5	14	4,892
	182	26	16	10			25		1	24	24		11	11	15	6,033
	183	33	16	17			31	26		26	26		10	10	10	5,050
	184	39	12	27			31	17	11	33	33	2	33	16	13	4,730
	185	43	12	30			40	29	9	39	39	2	39	26	12	4,730
	186	4	1	3		1	4	3	13	4	4	5	4	29	8	2,725
	187	39	15	22		2	39	26	13	4	4		4	3	8	3,262
	188	31	13	18			31	26	19	37	35		37	21	7	3,750
	189	21	5	15		1	21	14	5	31	31	3	31	17	9	2,142
	190	24	14	10			23	9	10	20	20		20	13	3	3,888
	191	23	14	9			23	9	9	24	24		9	9	11	4,066
	192	24	15	8			24	11	7	23	23		9	9	12	3,981
	193	19	9	10		1	15	8	3	19	19	4	23	8	12	4,525
												1	18	10	14	3,078
															7	3,414

¹For renter - occupied dwelling units and vacant nonseasonal not dilapidated units, for rent.
²For owner - occupied dwelling units and vacant nonseasonal not dilapidated units, for sale only.

Table 3.—CHARACTERISTICS OF HOUSING FOR BLOCK AREAS, BY BLOCKS: 1950—Con.

Block area	Block	All dwelling units by occupancy and tenure					All dwelling units by condition and plumbing facilities			Occupied dwelling units				Contract monthly rent ¹		Value ² of one-dwelling-unit structures	
		Total	Owner occupied	Renter occupied	Vacant non-seasonal not dilap., for rent or sale	Other vacant and non-resident	Number reporting	No private bath or dilap.	No running water or dilap.	Total	Persons per room		Occupied by non-white	Number reporting	Average monthly rent (dollars)	Number reporting	Average value (dollars)
											Number reporting	1.51 or more					
E	194	50	20	30					50	50	10	50	26	18.23	11	4,363	
	195	32	20	12					32	32	1	32	26	22.50	17	4,935	
	196	49	28	21					49	49	4	49	19	20.10	20	4,290	
	197	49	27	21					48	48	3	47	19	19.52	19	3,610	
	198	80	38	40		1	2	2	78	78	11	78	27	18.50	27	4,481	
	199	67	36	28	1	2	3	3	64	64	10	64	28	17.78	28	3,525	
	200	85	36	46					82	82	11	82	19	21.50	19	3,631	
	201	21	11	10					21	20	1	21	7	25.71	7	3,285	
	202	35	10	22	2	1			32	31	1	32	6	27.34	6	6,333	
	203	34	12	22					34	34	2	34	8	13.30	8	1,925	
	204	37	16	20	1				36	36	3	36	20	17.45	11	3,545	
	205	8	7			1			7	7		7	6	30.00	6	3,000	
	206	10	6	4					10	10	1	10	6	21.66	6	3,583	
	207	11	9	2					11	11	1	11	8	33.00	8	3,300	
	208	24	17	7					24	24	1	24	17	51.35	17	5,135	
	209	18	8	9	1				17	17	1	17	8	41.11	8	4,250	
	210	34	27	5	2				34	32		32	27	49.66	27	6,418	
	211	33	26	7					33	33		33	23	38.50	23	7,343	
	212	35	24	11					35	35		35	21	37.45	21	7,595	
	213	38	26	11		1			38	37	2	37	19	43.27	19	7,678	
	214	37	28	8		1			36	34		34	21	33.00	21	7,261	
	215	31	26	4	1				30	30		30	22	47.50	22	7,977	
	216	13	9	4					13	13		13	8	38.00	8	8,187	
	217	10	7	3					10	10		10	6	79.16	6	7,916	
	218	36	24	12					36	36	1	36	20	49.09	20	7,590	
	219	32	24	8					32	32		32	19	52.42	19	8,347	
	220	28	23	5			1	1	28	28	1	28	21	49.00	21	7,738	
	221	27	20	6	1				27	26		26	19	43.50	19	7,715	
	222	34	24	9		1		1	34	33		33	21	45.00	21	6,714	
	223	29	19	9	1				29	28	1	28	17	44.11	17	6,382	
	224	30	13	14	3				29	27	5	27	8	30.33	8	3,725	
	225	17	8	9					17	17	2	17	6	23.22	6	2,083	
	226	14	4	10					14	14	3	14	4	19.60	4	2,625	
	227	40	17	20		3			37	37	3	37	20	17.70	14	3,150	
	228	36	18	17	1				35	35	2	35	18	19.27	14	3,864	
	229	54	19	34	1	1			53	53	2	53	31	17.87	6	3,583	
	230	39	19	20					39	39	3	39	15	17.88	15	3,500	
	231	34	7	27					34	34	3	34	3	17.81	3	5,000	
	232	25	8	15	2				23	23	5	23	4	22.73	4	3,875	
	233	69	31	33	5	2			67	64	6	64	20	17.28	20	2,425	
	234	164	100	59	1	4			160	149	21	149	88	26.96	88	4,193	
	235	23	15	8					22	22	3	22	10	20.85	10	2,260	
	236	207	72	131	1	3			203	200	23	195	46	17.86	46	2,143	
	237	40	12	27	1				37	37	3	37	8	24.00	8	3,687	
	238	37	14	23					37	37	6	37	11	18.13	11	2,390	
	239	71	19	52					71	71	12	70	13	20.90	13	3,384	
	240	30	16	14					30	30	5	29	10	18.38	10	6,250	
	241	39	13	26					39	39	1	39	6	17.80	6	6,250	
	242	20	10	7					20	17	14	17	6	18.66	6	3,666	
	243	14	8	5		1			13	13	2	13	6	23.75	6	1,566	
	244	37	19	18					36	36	7	36	18	28.58	18	4,077	
	245	20	10	9	1				20	19	2	19	8	27.60	8	2,825	
	246	54	19	30	4	1			54	49	3	50	15	35.50	15	5,186	
	247	36	32	4					36	36		36	31	73.75	31	6,593	
	248	24	20	4					24	24	4	24	17	41.00	17	6,435	
	249	50	23	25		2			49	48	1	48	18	42.72	18	7,333	
	250	55	33	17	4				51	50	3	48	23	41.41	23	8,434	
	251	47	34	12	1				47	46	2	46	26	52.33	26	8,403	
	252	43	32	10	1				43	42	1	42	25	46.63	25	8,700	
	253	22	21	1					21	21	1	21	17	46.63	17	8,494	
	254	17	5	11	1				16	16		16	5	34.50	5	8,260	
	255	16	10	5	1				16	15	1	15	7	40.20	7	6,142	
	256	22	3	19					22	22	1	22	3	28.36	3	5,833	
	257	17	9	8					17	17		17	7	37.14	7	7,214	
	258	33	6	24	3				33	30	3	30	3	44.47	3	5,666	
	259	16	4	12					16	16	2	16	2	38.33	2	5,560	
	260	13	4	4	3	2			13	13	3	13	7	44.33	7	2,357	
	261	13	10	3					13	13	3	13	5	30.66	5	2,606	
	262	77	27	47	1	2			74	71	8	71	15	18.00	15	2,606	
	263	57	15	41	1				57	56	4	56	11	19.56	11	1,927	
	264	34	17	16	1				34	33	1	32	12	21.21	12	3,583	
	265	23	17	5		1			23	22	2	21	16	24.50	16	4,081	
	266	38	14	21	2	1			36	35	4	34	9	30.59	9	3,133	
	267	23	12	11					23	23	5	23	10	29.40	10	4,200	
	268	30	10	18	2				30	28	2	28	6	30.40	6	4,200	
	269	22	13	7		2			22	20	3	20	11	24.60	11	4,190	
	270	78	28	45	4				77	73	6	70	15	18.87	15	2,373	
	271	198	58	136	1	4			181	188	1	193	36	16.98	36	2,780	
	272	37	22	13	2				35	35	1	35	17	37.80	17	7,129	
	273	35	17	17					35	34		34	12	45.05	12	8,008	
	274	27	11	16					27	27	1	27	6	39.53	6	6,333	
	275	18	11	7					18	18		18	7	37.28	7	9,200	
	276	20	10	10					20	20		20	7	39.66	7	6,929	
	277	16	11	5					16	16		16	7	45.00	7	7,071	
	278	6	3	3					6	6		6	8	49.83	8	7,500	
	279	16	10	6					16	16		16	1	43.11	1	7,750	
	280	32	21	10	1				31	31		31	9	43.11	9	7,750	

¹For renter - occupied dwelling units and vacant nonseasonal not dilapidated units, for rent.
²For owner - occupied dwelling units and vacant nonseasonal not dilapidated units, for sale only.

HOUSING—BLOCK STATISTICS

Table 3.—CHARACTERISTICS OF HOUSING FOR BLOCK AREAS, BY BLOCKS: 1950—Con.

Block area	Block	All dwelling units by occupancy and tenure					All dwelling units by condition and plumbing facilities			Occupied dwelling units				Contract monthly rent ¹		Value ² of one-dwelling-unit structures	
		Total	Owner occupied	Renter occupied	Vacant non-seasonal not dilap., for rent or sale	Other vacant and non-resident	Number reporting	No private bath or dilap.	No running water or dilap.	Total	Persons per room		Occupied by non-white	Number reporting	Average monthly rent (dollars)	Number reporting	Average value (dollars)
											Number reporting	1.51 or more					
E	281	52	19	28	5	50	21	1	47	45	3	2	31	342.9	7	8,428	
	282	45	13	32		44	9		45	45	1	1	32	408.1	5	6,640	
	283	30	9	20		28	10	3	29	29			19	345.2	1		
	284	31	11	20		31	9		31	31	2	1	20	393.5	1		
	285	37	20	17		37	3		37	37			17	431.7	15	8,400	
	286	30	19	10		29	2	2	29	29	1	1	8	405.0	18	7,644	
	287	39	20	18		38	4		38	37	2	1	18	422.7	15	7,466	
	288	5	1	4		5	2	2	5	5			4	32.75	1		
	289	35	12	23		35	24	17	35	35	6	33	23	22.47	10	2,130	
	290	45	13	31		45	30	27	44	44	4	44	29	152.4	11	1,861	
	291	22	12	10		22	12	5	22	22	1	21	9	19.00	8	3,125	
	292	41	7	30		41	38	21	37	37	6	37	30	19.00	4	1,250	
	293	38	17	19		38	9	5	36	36	8	1	20	34.60	8	4,687	
	294	44	17	25		40	15	1	42	40	3	24	24	30.50	9	3,333	
	295	30	15	15		30	18		30	30	3	3	15	34.00	12	4,183	
	296	44	19	22		43	27	10	41	40	4	21	21	22.33	13	3,276	
	297	35	7	25	1	35	30	12	32	32	1	32	25	22.44	6	1,433	
	298	36	5	29	1	35	30	19	34	33	3	34	30	23.63	1		
	299	8		8		7	5	5	8	8			8	22.25			
	300	9	1	8		8	6	1	9	9	1	8	8	25.12			
	301	14	6	8		13			14	14	2	13	7	27.57	4	7,750	
	302	31	7	24		31	7		31	31			24	41.79	4	6,250	
	303	35	18	17		35	3		35	35	5		16	36.81	14	5,500	
	304	46	3	42	1	46	7		45	45			43	37.41	3	6,166	
	305	43	6	34	2	38	15	5	40	39	4	1	36	40.58	4	7,875	
	306	33	12	20	1	33	8		32	32	3	20	20	41.25	8	8,937	
	307	28	9	16	2	26	3	1	25	23			17	41.29	7	7,928	
	308	9	6	3		8	1		9	9			3	36.66	5	6,340	
	309	16	7	8	1	14	1		15	15			7	42.85	6	9,503	
	310	28	3	25		26	8		28	28	5		25	42.24			
	311	61	7	52	1	46	9		59	51			48	37.60	2		
	312	20	5	15		19	3		20	19			13	34.38	2		
	313	94	14	75	4	82	40	5	89	86	13	1	74	36.06	7	6,385	
	314	48	5	42	1	48	34	5	47	46	6		39	29.25	3	5,166	
	315	40	10	29	1	39	12		39	39			3	39.96	6	5,916	
	316	19	3	16		18			19	19			16	30.00	3	3,666	
	317	18	4	13	1	17	8	2	17	17	2		13	26.84	2		
	318	44	13	31		41	14		44	44	1	1	28	29.96	3	6,966	
	319	20	5	15		20	5		20	20			15	29.33	3	4,833	
	321	56	14	42		56	16		56	56	3	56	39	21.46	12	8,125	
	322	44	10	33		42	24	6	43	42	4	43	30	21.40	3	5,333	
	324	33	5	28		30	21	16	33	33	2	32	25	17.36	2		
	325	145	26	118	1	140	64	52	144	143	27	144	116	21.91	15	1,800	
	327	20	4	16		19	12		20	20	1		13	22.07	3	4,666	
	328	35	14	20		34	16	1	34	33	3		20	29.75	11	3,127	
	329	48	14	34		48	19		48	46	7		34	34.11	10	3,520	
	330	42	10	31	1	42	17	2	41	40	2		30	32.46	4	4,375	
	331	48	16	31		46	34	6	47	47	5	1	31	27.41	8	3,500	
	332	2															
	333	4	1	3		4	3	3	4	4	1		3	16.00	1		
	334	61	9	51	1	55	31	12	60	58	3	59	50	20.34	4	3,750	
	335	20	21	59		79	36	13	80	80	7	80	56	22.55	7	4,828	
	336	26	3	23		24	13		26	25			26	23.31			
	337	16	4	11		15	5		15	15			11	19.45	2		
	338	31	9	22		30	14		31	31	2	30	19	21.89	6	4,583	
	339	30	7	24	2	29	25	5	27	27	6	6	26	27.92			
	340	72	3	64	1	71	51	2	71	70	21	12	64	26.92			
	341	16		16		16	9		16	16			16	42.81			
	343	49	7	42		49	38		49	49			42	20.57	3	5,166	
	344	105	15	83	7	96	58	2	98	96	6		81	35.67	6	5,166	
	345	25		24	1	25	7	5	24	24	2		23	33.78			
	346	43	11	28	3	43	18	2	39	39	4	1	30	31.76	3	4,666	
	347	25	7	17		22	8		24	23			16	37.43	5	7,200	
	348	26	6	20		26	9		26	26	2		20	41.65	5	6,600	
	349	26	8	16	2	26	10		24	23	3		17	36.76	4	7,250	
	350	11	5	6		9			11	10			6	33.33	3	4,900	
	351	31	6	25		31	8	1	31	31			25	34.56	5	7,600	
	352	30	8	22		30	20	8	30	30	3		22	32.50	4	5,250	
	353	16	3	12		16	1	1	15	15			12	27.50	3	4,666	
	354	2															
	355	6		6		6	4	4	6	6	3		6	23.50			
	356	24	2	21	1	24	3	3	23	23	3		21	25.95	2		
	357	7	1	6		7	1	1	7	7			5	25.00	1		
	358	11		10		10	5	4	10	10			11	21.63			
	359	27		21	1	27	25	19	21	21	8		18	23.11			
	360	51	5	39	4	51	43	25	44	44	6	6	40	24.20	4	8,500	
	361	35		36		35	11		36	36	1		36	29.38			
	364	14	1	13		14	11	1	14	14	3		12	28.00			
	368	12	2	8	2	11	7	1	10	9			8	30.33			
	369	31	1	29		30	25	10	30	29	1	30	29	20.27	1		
	371	6	1	5		6	3	1	6	6	2		5	16.60			
	372	11	7	10	1	11	11		10	10		10	11	24.18			
	373	9	7	2		2			9	2			2				
	374	19	8	9		18	16	14	17	17	6	16	7	17.00	7	3,214	
	377	18	7	15		18	14	8	18	18	3		15	30.00	1		
	378	28	7	20	1	28	10	2	27	27	1		20	34.00	7	7,428	
	379	20	2	16	2	20	17	6	18	18	7		18	35.05	1		

¹For renter - occupied dwelling units and vacant nonseasonal not dilapidated units, for rent.
²For owner - occupied dwelling units and vacant nonseasonal not dilapidated units, for sale only.

Table 3.—CHARACTERISTICS OF HOUSING FOR BLOCK AREAS, BY BLOCKS: 1950—Con.

Block area	Block	All dwelling units by occupancy and tenure					All dwelling units by condition and plumbing facilities			Occupied dwelling units			Contract monthly rent ¹		Value ² of one-dwelling-unit structures			
		Total	Owner occupied	Renter occupied	Vacant non-seasonal not dilap., for rent or sale	Other vacant and non-resident	Number reporting	No private bath or dilap.	No running water or dilap.	Total	Persons per room	Occupied by non-white	Number reporting	Average monthly rent (dollars)	Number reporting	Average value (dollars)		
E	380	19	1	18					19	17	8	19	19	4	18	37.05		
	381	24		24					24	22	14	24	24	9	24	31.79		
	382	5		5					5	2	1	5	5	1	5	28.80		
	383	2																
	384	42		42					42	42	42	42	42	4	42	24.16		
	385	13		13					13	13	13	13	13	6	13	19.30		
	386	14		14					14	14	14	14	14	5	14	27.14		
	389	37		29	6	2			35	33	20	29	29	15	33	33.06		
	392	24	2	22					20	19	19	24	24	3	22	17.05		
	393	1																
	394	2																
	F	1	6	3	3					6	4	2	6	6	1	6	25.00	3
		2	14	12	2					14	2	1	14	14	1	14		11
		3	11	6	5					11	1		11	11	4	11	31.50	5
4		6	4	2					6	3	2	6	6	3	6		4	
5		19	17	2		1			19	3		18	18	1	18		17	
6		19	19						22	22		22	22	3	22		19	
7		21	16	5					21	3	3	21	21	3	21		14	
8		3	2	1					3	3	3	3	3	3	3		2	
9		7	6	1					7	7	7	7	7	3	7		4	
10		17	7	9		1			16	13	9	16	15	3	15	14.42	4	
11		38	30	8					38	13	6	38	37	2	38	19.71	27	
12		19	16	3					18	2	2	18	18	1	18		14	
13		13	6	7		2			13	7	4	11	11	2	11	22.40	6	
14		5	3	2					5	4		5	5	3	5		3	
15		11	6	5					11	4		11	11	3	11	32.20	6	
16		8	8						8	8	8	8	8	8	8		7	
17		9	5	4					7	1	5	7	7	4	7	41.25	4	
18		12	9	3					12	8	3	12	12	2	12		8	
19		14	11	3					13	8	5	13	13	3	13		10	
20		8	2	5		1			7	5	5	7	7	4	7	25.60	2	
21		10	9	1					10	7	4	10	10	1	10		9	
22		9	6	3					9	9	4	9	9	5	9	24.33	5	
23		15	11	4					15	14	7	15	15	1	15		9	
24		14	6	8					12	8	4	14	14	1	14	16.57	6	
25		9	8	1					9	8	2	9	9	6	9		8	
26		15	11	4					14	11	4	15	15	4	15	21.25	11	
27		8	3	5					8	7	3	8	8	1	8	28.60	3	
28		8	6	2		1			8	6	3	8	8	2	8		5	
29		12	10	2					12	8	1	12	12	2	12		9	
30		4	4						4	3	3	4	4	1	4	25.60	4	
31		7	6	1					7	6	2	7	7	2	7		6	
32		5	1	4					4	4	4	5	5	4	5	16.00	1	
33		10	8	2					10	5	4	10	10	4	10		6	
34		3	2	1					3	2	2	3	3	2	3		2	
35		11	5	6					11	2	1	11	11	6	11	51.66	5	
36		7	6	1					7	6	6	7	7	3	7		6	
37		6	5	1					6	4	4	6	6	1	6		5	
38		20	16	4					19	13	6	20	19	5	20	19.33	14	
39		10	9	1					10	10	3	10	10	2	10		9	
40		4	4						4	3	3	4	4	2	4	25.50	4	
41		8	6	2					8	5	8	8	8	1	8		6	
42		15	8	7					15	14	9	15	15	5	15	37.85	8	
43		18	9	9		1			18	10		17	17	3	17	35.62	7	
44		13	9	4					13	6	6	13	13	3	13	32.50	6	
45		13	13						13	13	13	13	13	1	13		13	
46		18	11	7		1			17	11	3	16	16	1	16	22.83	10	
47		12	9	3					11	4	4	11	11	2	11		9	
48		12	8	4					10	6	3	11	11	3	11	23.66	7	
49		14	12	2					14	6	3	14	14	1	14		12	
50		18	15	3					18	2	1	18	18	1	18	30.33	14	
51	16	14	2					16	3	1	16	16	1	16		12		
52	12	11	1					12	2	1	12	12	1	12		10		
53	11	6	5					11	4	4	11	11	2	11	26.25	5		
54	13	11	2					13	5	3	13	13	2	13		8		
55	12	7	5		1			12	9	8	11	11	2	11	17.00	7		
56	9	8	1					9	5	5	9	9	1	9		7		
57	5	4	1					5	4	4	5	5	4	5		4		
58	10	8	2		1			10	9	9	10	10	2	10		8		
59	8	7	1					8	8	8	8	8	1	8		7		
60	170	109	54	3	4			157	58	22	163	162	21	25	31.53	88		
61	20	19	1					20	3	1	19	19	1	19		20		
62	8	7	1		1			8	4	1	8	8	2	8		5		
63	13	12	1					13	3	1	13	13	1	13		11		
64	28	15	13					26	15	3	28	27	2	28	29.16	10		
65	11	9	2					11	5	1	11	11	1	11		8		
66	10	9	1					9	5	1	9	9	1	9		10		
67	6	3	3		1			6	1	1	6	6	2	6		3		
68	3	2	1					3	1	1	3	3	1	3		2		
69	6	4	2					6	6	7	6	6	1	6		4		
70	8	8			1			8	8	8	8	8	1	8		6		
71	4	3	1					4	1	1	4	4	1	4		3		
72	6	6						6	1	1	6	6	1	6		6		
73	4	4						4	1	1	4	4	1	4		4		

¹For renter - occupied dwelling units and vacant nonseasonal not dilapidated units, for rent.
²For owner - occupied dwelling units and vacant nonseasonal not dilapidated units, for sale only.

HOUSING—BLOCK STATISTICS

Table 3.—CHARACTERISTICS OF HOUSING FOR BLOCK AREAS, BY BLOCKS: 1950—Con.

Block area	Block	All dwelling units by occupancy and tenure					All dwelling units by condition and plumbing facilities			Occupied dwelling units			Contract monthly rent ¹		Value of one-dwelling-unit structures		
		Total	Owner occupied	Renter occupied	Vacant non-seasonal not dilapidated, for rent or sale	Other vacant and non-resident	Number reporting	No private bath or dilapid.	No running water or dilapid.	Total	Persons per room		Occupied by non-white	Number reporting	Average monthly rent (dollars)	Number reporting	Average value (dollars)
											Number reporting	1.51 or more					
F	74	5	4		1	5			4	4					5	7300	
	75	7	5	2		7			7	7			2		5	5700	
	76	11	7	4		11	4	1	11	11			2	23.00	5	5000	
	77	5	6	1		7			7	7			1		4	5400	
	78	5	4			5	1		5	5			1		4	4500	
	79	15	13	2		14	7	3	15	15	4		1		11	3188	
	80	15	11	4		15	8		15	15	3		2	27.50	9	3188	
	81	15	12	3		15	10	3	15	15	1		2		11	2244	
	82	14	11	3		13	6	2	14	14	5	1	3	46.66	11	3818	
	83	13	12	1		12	1		13	13			1		12	4873	
	84	20	20			20			20	20		1			20	7330	
	85	45	41	2	2	44	1	1	43	42	1		2		38	7442	
	88	12	8	4		12	12		12	12		12	4	18.00	8	2675	
	89	114	65	17	31	112	48	42	82	80	11	74	46	40.02	59	3705	
	90	28	18	10		28	7		28	26	4	21	9	26.11	13	4900	
	91	18	17		1	18			17	16		2	16		17	5711	
	92	11	9		1	11			9	9		1	8		9	6000	
	94	25	24		2	25			24	24					24	8250	
	95	2			1												
	96	37	37			37			37	37					37	8210	
	97	52	34	17	1	49	19	7	51	51	8	2	17	35.17	26	4596	
	98	91	58	17	15	86	11	5	75	74	4	6	16	41.93	66	6213	
	99	15	5	7	1	15	5		12	12		1	8	38.37	4	5250	
	100	9	6	3		9	2		9	9	1		3	30.00	4	5950	
	101	10	8	2		10			10	10			2		6	5333	
	102	8	6	2		8		1	8	8		1	1		5	2940	
	103	13	11	1	1	13	3	1	12	12			1		11	4154	
	104	9	6	2		9	1		8	8		1	2		4	4078	
	105	9	4	5		9			9	9			5		3	5286	
	106	8	6	1		8	2	1	7	7	1		1	47.00	6	5483	
	107	5	4		1	5			4	4					4	8750	
	108	5	4			5	3		5	5	1		1		3	5000	
	109	3	2	1		3	1		3	3					2		
	110	3	2	1		3	1		3	3					2		
	111	6	6			6			6	6					6	5750	
	112	40	31	5	3	40	1	1	36	36	1		5	68.00	33	6475	
	113	14	11	3	1	14	4		14	14	3		3	30.66	11	4945	
	114	15	10	5		15	6		15	15			5	33.40	8	3487	
	115	9	9			9	4		9	9					7	3185	
	116	13	10	3		12	5		13	13	1		3	27.66	10	2580	
	117	12	8	3	1	12	2		11	11	2		4	40.00	5	2540	
	118	11	10	1		10	3		11	11		1	1		7	3528	
	119	11	8	3		11	3	2	11	11		1	3	26.66	7	5014	
	120	10	7	2	1	10	1		9	9		1	1		7	5471	
	121	17	14	3		17	2		17	17			3	36.66	11	4481	
	122	13	9	3	1	13			12	12			3	30.00	7	5485	
	123	14	11	3		14	1		14	14			3	39.00	10	6150	
	124	13	8	5		13			13	13			5	42.00	7	4757	
	125	33	14	19		32	15	3	33	32	1		17	37.29	5	5860	
	126	4	3	1		4			4	4			1		3	4766	
	127	13	9	4		13	3		13	13		2	3	45.00	7	5628	
	128	14	9	4	1	13			13	12		1	3	44.33	7	4928	
	129	21	16	5		21			21	21			4	37.75	15	8966	
	130	12	8	1	2	12	7	6	9	7			1		7	4157	
	131	1															
	132	1															
	134	6	5	1		6			6	5		2	6		4	5500	
	136	18	12	6		18	4		18	17	2	15	6	28.00	12	4541	
	137	23	13	10		21	5		23	23	4	22	10	34.90	12	4091	
	138	17	13	3	1	16	6	2	16	15	1	11	2		10	4400	
	139	28	10	18		28	11	4	28	28	2	17	17	32.88	7	4300	
	140	2															
	141	6	5	1		6	1	1	6	6					5	6100	
	143	17	15	2		17	3		17	17			2		15	6060	
	143	3	1	2		3	2		3	3	1		2		1		
	144	13	7	4	1	13	10	5	11	11	3		5	27.60	5	2780	
	145	10	4	6	1	10	6	2	10	10	1	1	5	31.00	3	2833	
	146	13	11	2		13	5	4	13	13			2		9	3033	
	147	25	12	13		25	12	4	25	25	3		12	29.83	6	3200	
	148	32	11	17	3	32	22	4	28	28	11		19	47.36	8	3637	
	149	21	10	9		21	11	5	19	19		4	6	35.66	6	4433	
	150	51	30	17	3	51	6	1	47	47	1		20	39.15	22	6131	
	151	28	20	8		27	3	1	28	28		1	8	27.37	19	6631	
	152	15	9	6		15	1		15	15			6	34.16	7	8628	
	153	28	20	8		28			28	28			7	47.28	17	8335	
	154	12	11	1		12	3	1	12	12		1	1		11	5654	
	155	30	30			30			30	30					30	7763	
	156	5	4	1		5			5	5		1	1		4	8000	
	157	10	10			10			10	10					10	8170	
	158	9	1	7	1	9	2		8	8		1	7	38.14			
	159	17	16		1	16			16	16					17	8011	
	160	23	21	2		23			23	23			1		21	7357	
	161	16	15	1		16	1		16	16			1		15	7720	
	162	14	11	3		14			14	14			3	70.00	11	8390	
	163	30	21	8	1	30	1	1	29	29			6	27.50	21	8290	
	164	10	9	1		10			10	10			1		9	8077	
	165	20	20			20			20	20					19	7884	

¹For renter - occupied dwelling units and vacant nonseasonal not dilapidated units, for rent.
²For owner - occupied dwelling units and vacant nonseasonal not dilapidated units, for sale only.

Table 3.—CHARACTERISTICS OF HOUSING FOR BLOCK AREAS, BY BLOCKS: 1950—Con.

Block area	Block	All dwelling units by occupancy and tenure					All dwelling units by condition and plumbing facilities			Occupied dwelling units			Contract monthly rent ¹		Value ² of one-dwelling-unit structures		
		Total	Owner occupied	Renter occupied	Vacant non-seasonal not dilap., for rent or sale	Other vacant and non-resident	Number reporting	No private bath or dilap.	No running water or dilap.	Total	Persons per room		Occupied by non-white	Number reporting	Average monthly rent (dollars)	Number reporting	Average value (dollars)
											Number reporting	1.51 or more					
F	166	3	3						3	3					3	7400	
	167	29	28	1					29	29			1	37.40	28	7850	
	168	30	24	6				2	30	28	1		5	56.66	19	8115	
	169	16	13	3					16	16			3		11	8290	
	170	17	15	2					17	17			2	27.09	13	8915	
	171	95	69	24	1	1		19	95	40	19	8	22		62	4653	
	173	3	2	1					3	1			1		2		
	174	9	5	4					9	6			2	27.83	7	4742	
	175	14	8	6					14	14			5	26.00	6	3916	
	176	14	7	7					14	14			1				
	177	14	10	4					14	6			3	35.00	8	4125	
	178	9	7	2					9	6			3		6	3700	
	179	12	7	5					12	9			3	15.00	5	4400	
	180	18	11	7					18	8			7	27.85	8	3650	
	181	12	5	7					12	11			3	10.00	4	3250	
	182	1															
	183	43	32	11					43	22	9		10	21.90	29	3631	
	184	33	23	10					33	10	4		10	32.70	20	4400	
	185	8	5	3					8	1			2		4	3175	
	186	20	16	3		1			20	3	1		3	43.33	15	4006	
	187	26	16	9	1				26	14	5		9	20.22	13	3307	
	188	9	8	1					9	1			4		6	4100	
	190	28	20	8	1				27	17			7	22.42	18	2327	
	191	85	54	25	1	5			81	59	3	1	21	28.19	37	2932	
	192	15	11	4					15	8			4	33.75	8	3287	
	194	13	3	10		1			13	7			9	27.55	2		
	196	41	14	25		2			41	26	4		20	23.30	8	2675	
	197	45	15	29		1			44	24	6		28	27.10	11	2700	
	198	42	18	24					42	24	8		24	27.16	9	3388	
	199	35	17	18					35	19	9		17	31.00	12	4316	
	200	23	14	9					23	16	11		9	19.11	13	2853	
	201	30	21	9					30	6	4		1	25.28	21	3766	
	202	9	6	3					9	4	1		1		2		
	203	2															
	204	1															
	205	8	7			1			8	6					7	5014	
	206	6	4	2					6	3	3		1		3	3700	
	207	16	8	8					16	7			7	35.42	4	4625	
	208	3	2	1					3	5			1		2		
	209	21	13	7		1			21	11	8		7	33.71	9	3744	
	210	41	23	15		2			40	13	9		15	26.73	18	4455	
	211	42	21	21					42	29	19		21	26.28	13	4107	
	212	23	8	15					22	17	8		14	22.28	3	3333	
	213	34	5	29					34	32	13		28	21.07	3	1666	
	214	13	7	6					13	11	7		5	24.40	4	2875	
	216	15	7	8					15	6	1		8	34.12	6	3166	
	217	33	11	22					33	15	5		20	27.40	4	2825	
	218	42	11	30		1			42	26	11		28	23.10	7	2871	
	219	31	9	19		2			30	19	10		18	22.33	7	2614	
	220	30	11	18		1			29	16	2		18	27.22	7	3500	
	221	19	9	10					19	2			10	31.80	8	4500	
	222	44	23	21					44	19	11		17	33.88	18	4122	
	223	20	13	7		1			20	15	5		5	34.60	11	2536	
	224	27	11	15		1			27	20	7		14	24.21	6	5416	
	225	1															
	226	4	4						4	2	2		4	18.75			
	229	18	13	4		1			18	4			4	38.75	10	4130	
	230	15	6	7					15	2			5	24.60	7	6171	
	231	10	8	4					10	4			4	38.25	5	5000	
	232	34	11	23					34	5			23	35.95	7	7357	
	233	21	13	8					21	3			8	29.50	11	5863	
	234	22	14	8					22	3			6	35.83	11	5081	
	235	27	16	11		1			26	3			8	42.00	15	5320	
	236	26	14	12					26	2			11	38.54	12	7539	
	237	9	8	1					9	9			1		8	5875	
	238	15	9	6					15	4			6	43.33	6	6000	
	239	33	12	20		1			33	23	19		20	27.05	10	3255	
	240	25	11	14					25	10	1		13	29.07	9	3788	
	241	77	35	42					77	48	42		41	25.86	28	3728	
	242	39	18	20		1			39	20	18		20	34.55	14	4678	
	243	23	9	14					23	4	1		13	35.46	7	7928	
	244	19	10	9					19	4			1	33.57	5	2800	
	245	17	14	3					17	2	1		2		14	6714	
	246	30	13	17					30	2			15	50.40	12	6711	
	247	33	18	12		1			32	5			11	35.45	13	6346	
	248	19	10	9		2			19	5			9	39.00	6	7416	
	249	33	11	22					33	4			21	47.90	8	5750	
	250	20	6	14					20	6			13	34.92	6	6916	
	251	67	25	39		1			67	21	8		39	32.82	17	6411	
	252	46	27	18		1			46	8	2		15	38.00	18	6455	
	253	58	26	31		1			56	13	2		27	44.03	17	6211	
	254	46	27	19					43	5	2		13	32.00	19	6684	
	255	72	27	45					72	18	2		44	37.77	9	6833	
	256	21	9	12					21	2			11	41.00	5	7540	
	257	23	7	16					21	2			15	47.40	4	4875	
	258	55	20	34		1			55	25	13		33	35.33	7	4771	
	259	59	7	46		6			59	49	44		44	35.77	4	5750	

¹For renter - occupied dwelling units and vacant nonseasonal not dilapidated units, for rent.
²For owner - occupied dwelling units and vacant nonseasonal not dilapidated units, for sale only.

HOUSING—BLOCK STATISTICS

Table 3.—CHARACTERISTICS OF HOUSING FOR BLOCK AREAS, BY BLOCKS: 1950—Con.

Block area	Block	All dwelling units by occupancy and tenure					All dwelling units by condition and plumbing facilities			Occupied dwelling units			Contract monthly rent ¹		Value of one-dwelling-unit structures			
		Total	Owner occupied	Renter occupied	Vacant non-seasonal not dilap., for rent or sale	Other vacant and non-resident	Number reporting	No private bath or dilap.	No running water or dilap.	Total	Persons per room		Occupied by non-white	Number reporting	Average monthly rent (dollars)	Number reporting	Average value (dollars)	
											Number reporting	1.51 or more						
F	260	48	14	32	2		46	31	24	46	45	3	3	33	28.60	5	5480	
	261	57	8	46	1	2	57	44	21	54	54	3	3	46	33.45	3	5833	
	262	40	10	30			48	19	12	48	47	3	3	36	32.22	5	6400	
	263	82	13	67	1	1	81	61	39	80	79	2	2	67	36.13	6	6750	
	264	33	17	33			51	21	14	50	49	2	2	33	46.45	11	6465	
	265	34	12	18	4	1	34	5	5	30	29	1	1	19	41.15	8	6187	
	266	38	12	16			37	9	5	38	27	1	1	15	40.40	5	6660	
	267	35	14	19	1	1	33	11	6	33	33	1	1	20	29.85	6	6233	
	268	34	17	15	1	1	34	12	2	32	32			16	38.37	9	5277	
	269	29	17	12			29			29	29			12	38.08	10	6550	
	270	19	11	8			19	1	1	19	19			7	29.71	9	7000	
	271	11	5	6			11			11	11			6	41.50	4	5875	
	272	22	22				22			22	22					22	81.81	
	273	90	83	2		5	89			85	84			2		87	82.34	
	274	21	21	2			21			21	21					21	84.71	
	275	13	10	2		1	13			12	12			2		11	8300	
	276	20	20				19			20	20					20	8505	
	277	17	16	1			16			17	17			1		16	8693	
	G	1	11	5	5	1		9	3	3	10	10	1		3	40.00	6	3700
		2	7	6	1			7	1	1	7	7			1		6	4083
		3	8	8				7			8	8		2	1		8	6037
		4	14	7	7			10			14	14	1		7	45.85	4	8125
		5	7	4	3			7			7	7	1		3	60.00	3	8333
		6	11	6	5			10			11	11	1		5	40.40	4	6750
		7	10	8	2			10			10	10			2		7	5200
		8	20	20				19			20	20					20	6870
		9	23	22	1			23			23	23	1	1	1		22	6913
		10	18	14	4			17	1		18	18	1	1	3	56.66	14	6800
11		46	36	9	2		41	27	21	45	44	10	1	9	25.66	31	3632	
12		66	22	2			66			4	4			3	36.66	2		
13		12	5	7			11	7	7	12	12	4		6	21.50	5	3600	
14		5	2	1	2		5	1	1	3	3			1		4	5725	
15		7	5	2			7	1	1	7	7			2		5	5500	
16		3	2	1		1	3			2	2					2		
17		28	28				27		1	28	28			1		28	6853	
18		23	22	1			23			23	23			1		22	6945	
19		23	19	3		1	21			22	22			3	63.33	20	6765	
20		25	22	3			25			25	25		2	2		21	6571	
21		21	18	1	1	1	19			19	19			1		19	6694	
22		16	16				16			16	16	1	1	1		15	6900	
23		11	10	1			10	1		11	11					9	6855	
24		9	6	3			9	1		9	9	1		3	68.33	6	5666	
25		140	122	15	3		133	1	1	137	137	1	1	15	57.46	123	6775	
26		9	6	3			9			9	9			3	38.33	6	6333	
27		3	3				3			3	3					3	5000	
28		25	19	6			23	7	3	25	25		1	5	29.80	18	5522	
29		5	5				5			5	5					5	4660	
30		45	37	5	2	1	45	10	2	42	42	5		5	46.00	35	6617	
31		32	27	4		1	25			31	31		1	4	73.75	27	6803	
32		34	31	3			33	3	2	34	34		2	3	61.66	28	6264	
33		4	3	1			4			4	4			1		3	3833	
34		50	40	7	1	2	50	11	4	47	47			5	41.60	33	7351	
35		8	8				8			8	8			3		6	7500	
38		4	2	1		1	4			3	3			1		1		
40		2	2				2			2	2							
41		24	21	2	1		24	1		23	23					19	10105	
42		9	7	2			9	2		9	9			2		6	6283	
43		32	24	7	1		30	8	5	31	29		2	6	38.00	16	4093	
44		37	28	8	1		36	5	1	36	34	3		7	37.57	22	6259	
45		10	7	3			10	6	1	10	10			2		5	3000	
46		8	6	2			8			8	8			1		5	3500	
47		15	10	5			15	8	2	15	15			5		8	2500	
48		20	8	12			20	15	5	20	20			6	43.00	8	4300	
49		9	8				9			9	9			11	36.18	5		
50		9	1	8			9	4		9	9			9	41.66			
53		1					1			1	1			8	34.62			
55		8	7	1			8			8	8			1		7	6971	
56		1					1			1	1							
57		64	44	18	1	1	64	2		62	62		1	19	39.84	36	7422	
58		46	39	6	1		46	6	2	45	45			6	58.00	35	7282	
59		23	18	5			23	1	1	23	23			4	56.50	15	7580	
60		14	10	2	1	1	14			12	12			2		11	6718	
61		22	19	3			22			22	22			3	51.66	19	7531	
62		49	36	13			49	5	1	49	49		2	11	43.09	31	6996	
63	46	35	9	2		45	2	1	44	43			6	37.50	35	6542		
64	46	38	6	2		46			44	44			4	58.75	36	7466		
65	42	37	4	1		42			41	41			5	49.00	35	7825		
66	51	37	12	1	1	50	3		49	48			12	42.08	32	7065		
67	69	63	5	1		61	2		68	68	1	2	5	59.60	63	7177		
68	8	8				7		1	8	8					8	6012		
69	14	14				14			14	14					14	11921		
70	9	9				9			9	9					9	7100		
71	17	14	2		1	17	1		16	15		1	2		13	6176		
72	36	31	5			36	5	1	36	36			4		30	6873		
73	18	17		1		17			17	17					18	7794		

¹For renter-occupied dwelling units and vacant nonseasonal not dilapidated units, for rent.

²For owner-occupied dwelling units and vacant nonseasonal not dilapidated units, for sale only.

Table 3.—CHARACTERISTICS OF HOUSING FOR BLOCK AREAS, BY BLOCKS: 1950—Con.

Block area	Block	All dwelling units by occupancy and tenure					All dwelling units by condition and plumbing facilities			Occupied dwelling units			Contract monthly rent ¹		Value ² of one-dwelling-unit structures		
		Total	Owner occupied	Renter occupied	Vacant non-seasonal not dilap., for rent or sale	Other vacant and non-resident	Number reporting	No private bath or dilap.	No running water or dilap.	Total	Persons per room		Number reporting	Average monthly rent (dollars)	Number reporting	Average value (dollars)	
											Number reporting	1.51 or more					Occupied by non-white
G	74	16	14	2		16	1		16	16				2	14	71.78	
	75	10	8	2		10			10	10				2	8	68.75	
	76	10	10			10			10	10					10	71.10	
	77	14	14			14			14	14					14	73.42	
	78	11	11			11			11	11					11	81.72	
	79	10	8	2		10			10	10	1			2	7	62.57	
	80	8	8			8			8	8					7	73.57	
	81	14	10	3	1	14			13	13	1		633.3	11	89.27		
	82	20	19			20			19	19				2	20	85.25	
	83	22	20	2		22			22	22					19	81.84	
	84	21	14	6	1	21	1		20	13	1		552.0	13	97.15		
	85	13	13			13			13	13				13	11.29	2	
	86	20	20			20			20	20				20	9.55	0	
	87	19	19			19			19	19		1		19	8.70	0	
	88	22	22			22			22	22				22	10.38	6	
	89	22	20	2		22			22	22				19	7.97	8	
	90	18	15	2		17	1		17	17	1			14	7.02	8	
	91	32	26	6		31		1	32	32			47.50	20	66.15		
	92	39	22	16	1	39		6	41.29	37		17	41.29	14	18.67	8	
	93	23	19	4		22			23	23			37.66	16	5.09	3	
	94	10	5	4		10	1	1	9	8				2	4	3.75	0
	96	1												8	10	9.95	0
	98	25	15	10		24		4	25	24	1	2	29.87	12	61.08		
	99	40	16	23	1	39			39	39	2		40.28	12	61.08		
	100	29	18	11		29	8		29	29	2		31.50	12	65.83		
	101	31	19	10		31	2		29	29		10	46.44	17	72.35		
	102	35	22	13		34	1	2	35	34	1	1	46.33	15	73.60		
	103	18	14	3		18	2		17	17				12	6.95	8	
	104	46	24	21	1	46			45	45	1		39.70	16	72.18		
	105	18	15	3		16	2		18	18			50.00	15	7.97	3	
	106	57	43	13		57	1	1	56	56	2	1	51.66	37	8.66	4	
	107	64	59	5		62			64	62	2		79.20	54	8.33	3	
	108	70	34	35	1	68			69	68	1		73.47	30	8.83	3	
	109	11	10			10			11	11		2		7	8.01	4	
	110	19	19			19			19	19				19	11.71	0	
	111	20	20			20			20	20				20	11.52	5	
	112	16	16			16			16	16				16	11.09	3	
	113	13	13			13			13	13				13	10.65	3	
	114	20	17	2	1	20			19	19			52.56	14	8.22	8	
	115	21	18	3		21	2		21	21			56.00	16	7.61	8	
	116	6	6			6			6	5				6	6.75	0	
	117	17	16		1	17			16	16				17	7.58	2	
	118	28	25	1	2	28	3	1	26	26	2			12	6.68	3	
	119	16	12	4		16	1	1	16	16			31.66	12	4.94	1	
	120	19	10	4	1	18	1	1	16	16	1		46.50	8	5.21	2	
	121	30	27	2	1	30	2		29	29				26	7.85	0	
	122	16	7	3	2	16	5		10	10	1		41.66	8	4.36	2	
	123	18	17	1		18	2		18	18				16	5.96	8	
	124	24	20	3	1	24	2		23	23	1			20	7.23	0	
	125	29	26	2	1	28			28	27	1			27	7.40	3	
	126	19	18	1		19			19	19				1	18	7.75	5
	127	19	19			19			19	19				17	8.32	9	
	128	14	14			14			14	14				14	10.78	5	
	129	14	12	1	1	14			13	13				13	11.34	6	
	131	9	7	2		9			9	9				6	9.46	6	
	132	7	7			7			7	7				7	9.57	1	
	133	34	23	11		33			34	34		11	56.45	21	6.42	8	
	134	87	49	36		78	3	1	85	84	1		54.05	42	7.50	7	
	135	30	20	10		30			30	30			51.60	18	7.82	7	
	136	29	19	10		29			29	29			51.70	16	7.12	5	
	137	24	13	10	1	24			23	23	1		51.50	12	7.25	0	
	138	20	13	7		20			20	20		1	44.83	12	6.45	8	
	139	73	35	36	2	72	1	1	71	71		34	37.82	27	6.59	2	
	140	9	6	3		9			9	8		3	46.66	3	10.33	3	
	141	26	13	12		26	2	2	25	25		11	40.45	9	5.77	7	
	142	38	17	19	2	36			36	36	1		37.81	12	6.77	5	
	143	38	13	23		38	3		36	36		3	37.80	10	6.53	0	
	144	11	1	10		10	1		11	11			44.30	10			
	145	30	19	11		30	4		30	28			36.00	15	6.23	3	
	146	41	22	19		39	7	2	41	40		2	38.70	14	6.70	0	
	147	36	14	21	1	36			35	33	1		41.09	12	6.54	1	
	148	34	18	15		34			33	32	1	1	37.46	12	5.62	5	
	149	40	18	22		40			40	39			40.40	10	6.10	0	
	150	85	58	26	1	84			84	83			45.70	38	7.16	5	
	151	78	42	33	1	76			75	74	2	1	44.00	34	7.61	4	
	152	97	68	28		92	2	2	96	89	2		40.57	56	6.74	4	
	153	7	7			7			7	7				7	12.14	2	
	154	5	3	2		5			5	5				5	11.00	0	
	155	13	6	7		11			13	13			49.80	5	11.90	0	
	156	8	8			8			8	8				8	11.50	0	
	157	20	18	2		20			20	20				2	18	10.36	1
	158	12	10	2		12			12	12				2	10	10.20	0
	159	16	12	2	1	16	1		14	14				13	8.88	4	
	160	19	13	5		19			18	18			46.60	8	7.72	5	
	161	22	16	5	1	22		1	21	21	1		38.40	16	6.04	3	
	162	25	21	4		25			25	25			39.50	19	6.47	3	
	169	4	4			4			4	4				4	10.37	5	

¹For renter - occupied dwelling units and vacant nonseasonal not dilapidated units, for rent.
²For owner - occupied dwelling units and vacant nonseasonal not dilapidated units, for sale only.

HOUSING—BLOCK STATISTICS

Table 3.—CHARACTERISTICS OF HOUSING FOR BLOCK AREAS, BY BLOCKS: 1950—Con.

Block area	Block	All dwelling units by occupancy and tenure					All dwelling units by condition and plumbing facilities			Occupied dwelling units			Contract monthly rent ¹		Value ² of one-dwelling-unit structures	
		Total	Owner occupied	Renter occupied	Vacant non-seasonal not dilap., for rent or sale	Other vacant and non-resident	Number reporting	No private bath or dilap.	No running water or dilap.	Total	Persons per room	Occupied by non-white	Number reporting	Average monthly rent (dollars)	Number reporting	Average value (dollars)
										Number reporting	1.51 or more					
G	170	16	15			1	16		15	15					14	9857
	171	14	14				14		14	14					14	10271
	172	11	9	2			11		11	11		2		8	11062	
	173	8	7	1			8		8	8		1		7	12171	
	174	19	18	1			19		19	19		1		18	10416	
	175	12	9	2	1		12	1	11	11		2		9	7111	
	176	6	5	1			6		6	6		1		4	10425	
	177	11	6	5			11	4	11	11		5	41.60	5	6140	
	178	17	15	1	1		17	1	16	16		1		15	6780	
	179	26	15	10	1		26	4	25	25		2	44.37	13	6900	
	180	25	22	2	1		25		24	24		2		23	7100	
	181	48	37	11			48	3	48	48	1	10	46.40	33	7339	
	182	44	31	13			44	3	44	44		12	46.83	23	6665	
	183	41	25	16			37	8	41	38	2	13	40.61	17	7394	
	184	2														
	185	39		32	7		39		32	32	1	39	77.12			
	186	24	8	12	4		24		20	20		16	76.56	8	11000	
	187	19	13	5	1		19		18	18		5	95.00	14	11321	
	188	19	14	5			19		19	19		4	96.25	14	11242	
	189	14	3	11			14		14	14		11	83.18	2		
	190	16	1	13	2		15		14	13		15	77.13			
	191	2														
	192	10	1		9		10		1	1				10	8720	
	193	5	5				5		5	5				5	8400	
	194	18	9	1	7	1	18	1	10	10	1	7	73.85	8	7552	
	195	20	13	6	1		20		19	19		7	46.71	12	9208	
	196	12	10	2			12		12	12		2		10	9100	
	197	11	9	1	1		11		10	10		1		10	9550	
	198	31	25	6			31		31	31		6	48.50	21	9428	
	199	6	2	4			5		6	6		4	51.50	2		
	200	7	5	2			7		7	7		2		5	9700	
	201	32	27	5			31		32	31		5	77.20	26	12250	
	202	36	31	5			35	4	36	36	1	5	54.40	28	12142	
	203	8	8				8		8	8				7	9428	
	204	14	7	6	1		14		13	13		6	38.50	8	10350	
	205	28	25	3			28		28	28		3	51.66	24	9333	
	206	34	27	7			31	1	34	34	1	7	54.71	26	9123	
	208	37	24	13			37		37	36		13	38.61	21	9347	
	209	38	31	7			36		38	38	1	7	64.14	26	8711	
	210	21	16	5			20		21	21		5	50.80	12	9691	
	211	8	7	1			7		8	8		1		6	8750	
	212	21	19	2			20		21	21		2		18	9861	
	213	23	20	2			23		22	22		2		19	10752	
	214	27	18	6	1		23		24	23		5	42.60	11	8245	
	215	51	19	31	1	1	47	11	50	46		32	47.21	10	7050	
	216	27	12	14	1		27	2	26	26	2	13	33.00	11	7318	
	217	36	22	12	2		36	3	34	33	1	11	43.45	14	7071	
	218	23	20	1	2		20		21	18				20	11495	
	219	19	18	1			19		19	19		1		17	9970	
	220	24	14	10			24		24	24		8	43.00	10	8500	
	221	30	17	12		1	30		29	29	1	12	38.83	13	8653	
	222	27	12	14		1	26	5	26	26	1	14	39.28	9	7055	
	223	35	12	20		3	34	10	32	32	4	23	40.04	7	7857	
	224	14	13		1		14		13	13				14	9807	
	225	13	12	1			13		13	12		1		12	9400	
	226	24	19	5			24		24	24		3	52.66	18	10250	
	227	20	20				20		20	20				20	11775	
	228	22	16	4	2		22		20	20		6	77.50	15	11066	
	229	28	21	6		1	28	1	27	27		6	40.00	18	6944	
	230	15	9	6			15	2	15	15	1	6	38.33	7	7528	
	231	22	17	4	1		22	2	21	21		5	39.40	14	6607	
	232	15	9	6			15	3	15	15		6	40.66	9	11566	
	233	33	26	7			31	1	33	33	1	7	60.42	24	10979	
	234	32	28	4			32	2	32	32		4	62.50	27	11018	
	235	16	14	1			16	2	15	15		1		13	11615	
	236	6	4	2		1	6		6	6		2		3	8833	
	237	16	13	3			16	1	16	16	1	2		10	10050	
	238	16	14	1	1		16		15	15		1		15	9453	
	239	8	6	2			8		8	8		2		5	8900	
	240	11	6	5			11		11	11		5	96.00	6	12583	
	241	2														
	242	8	8				8		8	8				8	8437	
	243	14	9	2	3		14		11	11		1		12	8975	
	244	15	14	1			15		15	14				13	13500	
	245	17	16	1			17		17	15		1		15	11766	
	246	16	16				15		16	15				14	12178	
	247	13	13				13		13	13				13	14807	
	248	11	10				11		11	11				10	11850	
	249	14	12	1	2		13		14	14	1	1		12	11416	
	250	10	10				10		10	10		1		10	12850	
	251	17	16	1			17		17	17		1		15	5933	
	252	14	11	2	1		14	1	13	13		2		11	6681	
	253	10	10				10		10	10				10	7400	
	254	11	10	1			11		11	11				10	7650	
	255	27	26	1			26		27	26		1		24	6708	
	256	28	24	4			28		28	28	1	4	39.25	24	7520	
	257	28	27	1			28		28	28				27	8118	

¹For renter - occupied dwelling units and vacant nonseasonal not dilapidated units, for rent.

²For owner - occupied dwelling units and vacant nonseasonal not dilapidated units, for sale only.

Table 3.—CHARACTERISTICS OF HOUSING FOR BLOCK AREAS, BY BLOCKS: 1950—Con.

Block area	Block	All dwelling units by occupancy and tenure					All dwelling units by condition and plumbing facilities			Occupied dwelling units			Contract monthly rent ¹		Value ² of one-dwelling-unit structures	
		Total	Owner occupied	Renter occupied	Vacant non-seasonal not dilap. for rent or sale	Other vacant and non-resident	Number reporting	No private bath or dilap.	No running water or dilap.	Total	Persons per room	Occupied by non-white	Number reporting	Average monthly rent (dollars)	Number reporting	Average value (dollars)
										Number reporting	1.51 or more					
G	258	27	24	2	1	27			26	26		2		23	6939	
	259	32	28	4		32	1		32	32		4	5625	25	7360	
	263	4	4			4			4	4				4	15375	
	264	13	11	2		13	2	2	13	12		2		9	7166	
	265	19	13	6		19			19	18		5	5260	11	7072	
	266	35	27	8		34	1	1	35	35		8	4312	26	11423	
	267	27	18	8		26			26	26	1	8	6037	16	9225	
	268	28	21	7		28			28	28		7	4671	21	7985	
	269	18	13	5		18			18	18		5	6800	10	10300	
	270	17	15	2		16			17	17		1		15	7200	
	271	30	21	9		30			30	30		8	3487	20	6865	
	272	25	23	2		25	1		25	25		1		21	8423	
	273	15	9	6		15	2		15	15		6	5916	8	6812	
	274	9	5	4		9	1		9	9		4	2650	4	6000	
	275	32	19	11		32	3	2	30	30		13	4084	15	6480	
	276	20	15	5		20			18	18		4	9250	15	11233	
	277	20	19	1		20			19	19		1		19	11831	
	278	54	43	9		54	6		52	52		10	4920	40	8952	
	279	36	27	9		35			36	36		9	3377	25	7484	
	280	23	21	2		23	4		23	23		2		21	10500	
	281	15	12	3		15	1		15	15		3	6400	11	9272	
	282	19	14	5		18	1	1	19	19		4	5050	13	7907	
	283	31	13	18		31	7		31	30		17	4229	10	5100	
	284	34	18	16		34	4		34	34		15	4086	14	6285	
	285	35	24	10	1	34	4	1	34	33	1	9	4544	18	6222	
	286	35	27	9	1	36	1	1	36	36	1	8	4512	25	6688	
	287	25	16	10		26	1		26	26		9	4166	12	6041	
	288	19	7	12		19	3		19	19		11	4072	7	6057	
	289	29	11	17		29	14		28	28	1	15	3833	5	6400	
	290	29	20	9		28			29	29		8	4662	19	6310	
	291	32	22	10		32	1		32	32		10	4290	17	6941	
	292	27	18	9		27			27	27	1	9	4977	12	8625	
	293	35	30	5		35			35	33		4	4875	28	8525	
	295	1														
	297	24	19	5		24	2	2	24	24	2	5	4100	16	6925	
	298	19	18	1		19			19	19		1		17	8352	
	299	21	19	2		21			21	21				18	9072	
	300	20	19	1	1	20	1	1	19	19				19	8315	
	301	17	13	3	1	17			16	16	1	3	7000	13	8876	
	302	17	16	1		17			17	17		1		16	8168	
	303	16	15	1		16			16	16		1		15	7566	
	304	16	13	2	1	16			15	15		2		14	8650	
	305	14	12	2		14	1	1	14	14		2		11	12381	
	306	20	18	2		20			20	20		2		17	12823	
	307	17	15	2		17			17	17		2		15	11333	
	308	19	19			19			19	19				19	10473	
	309	22	20	2		22			22	22		2		20	16000	
	310	11	11			11			11	11				11	13863	
	311	4	4			4			4	4				4	16625	
	312	13	11	1		13			12	12				10	15450	
	313	17	16			17	1		16	16				16	13137	
	314	15	14			15	1	1	14	14				14	13071	
	315	20	14	6		20			20	20		5	4700	13	12692	
	316	22	17	4	1	22			21	21		5	4300	15	8280	
	317	25	22	3		25	1		25	25		2		18	7938	
	318	19	18	1		19			19	19	1	1		17	9311	
	319	20	20			20			20	20				19	9263	
	320	28	23	1	4	26			24	24		2		26	12907	
	321	23	20	3		23	2		23	23				18	7750	
	322	23	17	3	2	23	2	2	20	20	1	2		18	9277	
	323	13	12	1		13			13	13				12	10733	
	324	12	12			12			12	12				12	14350	
	325	13	11	2		13			13	13		2		11	10590	
	326	10	8	1		10			9	9		1		8	9875	
	328	16	13	3		16			16	16		2		12	8775	
	329	19	18	1		19			19	19		1		17	8311	
	330	23	20	3		23		1	23	23	2	3	3166	20	8400	
	331	22	21	1		22			22	22		1		20	9705	
	332	25	17	8		25	1	2	25	25		7	3985	16	7081	
	333	25	17	8		25	2	2	25	25	1	8	4187	15	6166	
	334	30	17	13		30	5		30	30	1	11	3790	9	6944	
	335	82	1		1	79			79	79	2	74	3755	1		
	336	39	20	19		39	14		39	39		18	3788	15	6700	
	337	40	26	13	1	40	7	2	39	39	1	14	3928	18	6144	
	338	30	17	10	3	30	2	3	27	27		10	3890	15	6533	
	339	30	25	4	1	28	3		29	29		4	2575	22	6331	
	340	29	21	8		29	2		29	29		7	3457	17	6747	
	341	42	22	19	1	41	14		41	40		19	3742	15	6633	
	342	41	17	24		41	8		41	40		24	3775	10	7500	
	343	34	19	15		34	7		34	34		15	3933	17	5870	
	344	45	19	25	1	44	4		44	44	2	26	4584	11	6045	
	345	38	18	19	1	38	6		37	36		20	5295	15	5620	
	346	31	23	8		31			31	30		7	5085	22	7290	
	347	40	22	17		40	8		39	39	1	16	4343	16	7275	
	348	40	11	26	3	40	6	2	37	37	3	28	5057	10	7400	
	349	50	34	14	1	49	6	3	48	48	1	13	4315	23	6217	
	350	1														

¹For renter - occupied dwelling units and vacant nonseasonal not dilapidated units, for rent.
²For owner - occupied dwelling units and vacant nonseasonal not dilapidated units, for sale only.

HOUSING—BLOCK STATISTICS

Table 3.—CHARACTERISTICS OF HOUSING FOR BLOCK AREAS, BY BLOCKS: 1950—Con.

Block area	Block	All dwelling units by occupancy and tenure					All dwelling units by condition and plumbing facilities			Occupied dwelling units			Contract monthly rent ¹		Value ² of one-dwelling-unit structures	
		Total	Owner occupied	Renter occupied	Vacant non-seasonal not dilap., for rent or sale	Other vacant and non-resident	Number reporting	No private bath or dilap.	No running water or dilap.	Total	Persons per room	Occupied by non-white	Number reporting	Average monthly rent (dollars)	Number reporting	Average value (dollars)
G	351	47	13	33	1	47	7		46	46	2	32	43.40	7	6,928	
	352	35	12	23		35	10		35	33	2	21	43.19	10	6,630	
	353	15	9	6		14			15	15		6	40.66	6	9,250	
	354	18	9	9		18	1		18	18		6	45.55	6	8,916	
	355	22	16	5		21			21	20		4	50.00	15	6,473	
	356	34	19	15		34			34	32		14	37.28	16	6,631	
	357	29	13	16		29			29	29		16	45.87	9	6,611	
	358	11	11			11			11	11				11	9,227	
	359	11	11			11			11	11				11	8,800	
	360	25	21	3	1	25			24	24		4	80.00	21	10,047	
	361	10	10			10			10	10				10	10,010	
	362	20	20			20			20	20				20	12,475	
	363	21	20	1		21	1	1	21	20		1		19	12,526	
	364	17	17			17			17	17				17	11,832	
	365	20	20			20			20	20				18	12,020	
	366	20	20			20			20	20				19	14,444	
	367	17	17	1	2	20			18	18				20	12,222	
	368	20	20			20			20	20				18	10,525	
	369	19	19			19			19	19				16	12,555	
	370	22	21	1		22			22	22		1		21	12,509	
	371	17	17			17			17	17				17	10,341	
	372	17	12	5		17			17	7		5	50.60	9	11,777	
	373	7	7			7			7	7				7	17,142	
	375	6	6			6	1		6	6				4	13,375	
	376	8	8	1	7	25			25	25	1	17	51.94	1	12,722	
	377	11	11			11			11	10		1		10	13,520	
	378	11	11			14	1	1	13	13		1		10	13,326	
	379	13	13			15			15	15				13	11,800	
	380	6	5			6			6	6				5	11,800	
	381	17	10			17			17	17		9	55.11	6	13,500	
	382	15	11	4		15			15	15		4	71.75	10	11,200	
	383	14	14		1	15			15	15	1	4		15	11,720	
	384	18	18			19			19	19		1		17	11,588	
	385	16	16			17			17	17				16	11,722	
	386	14	14			16			16	16		2		15	9,922	
	387	16	16			18			18	18				15	10,222	
	388	13	13		1	15			14	14		1		14	11,022	
	389	12	12			16			16	16		1	86.66	12	11,833	
	390	14	14			15			15	15		1		14	11,734	
	391	15	15			15			15	15		1		14	11,534	
	392	9	9			8			9	8				8	8,937	
	393	22	22	12		34			34	34	1	11	70.72	19	10,026	
	394	22	22	3		25			25	25		3	60.00	21	10,238	
	395	27	27	3		30			30	30		3	85.00	26	10,973	
396	24	24	12		36			36	36		12	40.66	13	10,515		
397	17	17	8		25			25	24		8	50.25	10	11,220		
398	17	17	3		20			20	20		1	62.33	16	11,531		
400	13	13	6		13			13	13		1	38.80	6	8,200		
401	9	6	3		9			9	9		3	27.33	4	10,500		
402	32	19	13		31	5		32	32		12	39.25	10	8,600		
403	20	12	8		20	2		20	20		8	48.00	6	7,166		
404	22	15	7		22	1		22	22		7	41.28	9	5,955		
405	8	5	3		8			8	8		3	43.33	4	8,500		
406	30	15	15		30	8	2	30	29		14	40.50	9	7,666		
407	16	13	3		14			16	14		2		11	6,909		
408	23	11	10	1	23	1	1	21	21		10	40.40	9	7,666		
409	29	15	14		28	1		29	29		11	45.09	12	6,908		
410	32	18	13	1	32			31	31	1	14	43.71	17	6,558		
411	25	16	9		25	4		25	23		14	47.12	13	6,292		
412	34	27	6	1	34			33	32		6	37.66	25	6,100		
413	26	9	16	1	26	7	1	25	24	1	17	43.64	7	6,285		
414	23	17	6		23			23	23		6	41.66	13	7,961		
415	23	17	6		22			23	23		6	37.83	16	7,437		
416	16	7	9		16			16	16	1	9	53.66	5	6,820		
417	15	8	7		15	4	1	15	15		7	31.71	6	7,750		
418	11	7	3	1	11			10	10		3	29.00	8	9,062		
419	16	4	12		16			16	16	4	11	34.09	3	8,000		
420	24	15	9		21	1	1	24	23		8	76.50	14	7,500		
421	23	17	6		21			23	21		4	76.50	15	8,866		
423	13	11	1	1	13			12	12		2	60.50	10	10,600		
424	13	10	3		13			13	13		3	60.00	9	13,611		
425	22	15	6	1	22			21	21		6	52.50	13	10,615		
426	25	15	9		25			24	24		8	49.00	10	9,060		
427	31	20	11		30			31	31	1	11	36.27	18	7,194		
428	21	16	4		20			20	20	1	4	40.25	14	8,500		
429	18	17	1		17			18	17		1		17	8,311		
430	15	10	5		15			15	15		5		8	8,500		
431	35	28	7		35	1		35	34		7	66.00	22	11,086		
432	15	10	5		15	1		15	15		4	80.28	8	14,375		
433	14	12	1	1	13		1	13	12		1	52.50	11	12,727		
434	21	21			21			21	21				19	9,247		
435	20	18	2		18			20	20		2		17	9,605		
436	22	19	3		20			22	21		2		19	9,000		
437	15	13	1		14			14	14		1		13	8,807		
438	15	12	2		15			14	14		1		12	11,983		
439	14	14			14			14	14				12	12,041		
440	15	15			15			15	14		1		15	12,100		

¹For renter - occupied dwelling units and vacant nonseasonal not dilapidated units, for rent.

²For owner - occupied dwelling units and vacant nonseasonal not dilapidated units, for sale only.

Table 3.—CHARACTERISTICS OF HOUSING FOR BLOCK AREAS, BY BLOCKS: 1950—Con.

Block area	Block	All dwelling units by occupancy and tenure					All dwelling units by condition and plumbing facilities			Occupied dwelling units			Contract monthly rent ¹		Value ² of one-dwelling-unit structures	
		Total	Owner occupied	Renter occupied	Vacant non-seasonal not dilap., for rent or sale	Other vacant and non-resident	Number reporting	No private bath or dilap.	No running water or dilap.	Total	Persons per room	Occupied by non-white	Number reporting	Average monthly rent (dollars)	Number reporting	Average value (dollars)
										Number reporting	1.51 or more					
G	441	6	1	5		6			6	5		5	48.20	1	11,750	
	443	21	12	7		21			19	15		5	71.00	10	11,066	
	444	15	15			15			15	6		2		4	10,375	
	445	7	5	2		7			7	9				9	9,633	
	446	9	9			9			9	9				16	9,718	
	447	17	16	1		17			17	17				14	11,642	
	448	16	14	2		16			16	15		2		13	9,846	
	449	16	14	2		16			16	18		2		14	10,892	
	450	18	15	3		18			18	18	1	2		18	11,000	
	451	17	17		1	17			17	16				19	12,484	
	452	21	20	1		21			21	21				17	11,325	
	453	21	21			21			21	19	1	1		17	12,264	
	454	20	19	1		20			20	20		2		19	10,752	
	455	20	20			20			20	19				23	9,413	
	456	24	22	1	1	24	1	1	23	23				20	10,250	
	457	21	20	1		21			21	21	1	1	65.00	11	10,109	
	458	16	11	5		16			16	20		1		19	13,894	
	459	20	19	1		20			20	26		1		21	13,028	
	460	26	23	3		26		2	26	34		1		30	12,333	
	461	34	34			34			34	34						
	462	22	22			22			22	22				19	12,552	
	463	19	18	1		19			19	19		1		18	11,294	
	464	21	19	2		21			21	21		2		15	11,453	
	465	21	17	3		21			20	20		3	66.66	13	12,330	
	466	24	21	1		24			22	22	1	1		20	11,425	
	467	49	39	9		49			48	45		8	54.37	36	11,075	
	468	9	7	2		9			9	9		1		6	9,666	
	469	28	24	4		28			28	28		4	58.75	23	9,473	
	470	25	20	5		25			25	25		5	58.20	18	8,888	
	471	30	24	6		30		2	30	30		4	44.00	21	8,976	
	472	27	21	6		27		2	27	27		5	49.80	18	8,705	
	473	26	20	4		26			25	25	1	5	62.40	16	11,500	
	474	22	18	4		22			22	22	1	3	68.33	17	12,470	
	475	14	13	1		14			14	14				13	12,461	
	476	29	15	13	1	28		1	28	28		12	47.16	14	7,664	
	477	30	23	7		30			30	30		7	49.14	18	10,777	
	478	19	19			19		4	19	19				19	14,421	
	479	20	20			20			20	20				20	12,775	
	480	28	14	14		28			28	28		14	49.21	10	11,750	
	481	26	17	9		26			26	26		8	41.12	11	10,172	
	482	13	9	4		13			13	13		4	40.25	8	7,437	
	483	43	26	16	1	42			42	42		17	53.47	24	8,154	
	484	15	10	5		15			15	13		5	43.00	9	11,055	
	485	26	15	11		26			26	26		10	43.40	10	10,600	
	486	41	25	16		39			41	39		14	56.71	22	10,181	
	487	1				1			1	1				17	13,058	
	488	24	18	6		24			24	24		6	47.66	35	13,457	
	489	50	38	12		46			50	50		11	62.36	22	12,681	
	490	23	22	1		23			23	23		1		22	8,181	
	491	28	19	8	1	28		1	27	27		8	44.62	16	9,058	
	492	24	19	5		24			24	24		4	38.50	17	9,916	
	493	25	20	5		25			25	25		5	57.80	18	9,916	
	494	29	21	8		29			29	29		6	53.50	17	9,970	
	495	24	19	5		24			24	24	1	4	56.50	17	10,117	
	496	25	23	2		24			25	25		2		22	9,409	
	497	25	20	4		24			24	23		5	62.40	19	9,894	
	498	24	12	11	1	24		1	23	23		12	41.58	10	8,000	
	499	21	14	6		21			20	20		6	61.66	11	9,181	
	500	27	21	6		27			27	27		4	45.75	19	10,173	
	501	26	24	2		23			26	26		2		21	9,952	
	502	21	18	3		21			21	21		3	71.66	16	11,812	
	503	11	11			10			11	11				11	10,818	
	504	29	27	2		26			29	28		2		24	10,079	
	505	18	15	3		18			18	17	1	3	53.33	14	8,321	
	506	23	21	1		20			22	22		1		21	7,971	
	507	24	24		1	23			24	24				23	9,239	
	508	22	21	1		21			21	20				21	9,738	
	509	22	21	1		22			22	21				21	11,285	
	510	13	13			13			13	12				13	12,330	
	511	18	15	2	1	18			17	17		2		16	12,156	
	512	18	16	2		18			18	18		2		14	10,857	
	513	18	16	2		18			18	18		2		15	10,718	
	514	21	20	1		20			21	19	1			19	11,368	
	515	19	16	3		19			19	19		3	88.33	14	10,357	
	516	19	19			19			19	19				19	12,973	
	517	16	12	3	1	16		1	15	15		4	57.50	12	8,141	
	518	8	8			8			8	8				8	8,937	
	519	9	8	1		9			9	9		1		8	8,500	
	520	11	10	1		11			11	11		1		10	9,050	
	521	18	17	1		18			18	18		1		17	8,600	
	522	17	16	1	1	17			16	16		1		15	8,470	
	523	16	15	1		16			16	16		1		15	8,800	
	524	16	14	2		16			16	16		2		14	8,192	
	525	15	12	3		15		3	15	15		5		10	9,760	
	526	26	25	1		26			25	25		2		24	9,897	
	527	9	9			9			9	9				9	8,344	
	528	7	7			7			7	7				6	8,656	

¹For renter—occupied dwelling units and vacant nonseasonal not dilapidated units, for rent only.
²For owner—occupied dwelling units and vacant nonseasonal not dilapidated units, for sale only.

HOUSING—BLOCK STATISTICS

Table 3.—CHARACTERISTICS OF HOUSING FOR BLOCK AREAS, BY BLOCKS: 1950—Con.

Block area	Block	All dwelling units by occupancy and tenure					All dwelling units by condition and plumbing facilities			Occupied dwelling units			Contract monthly rent ¹		Value ² of one-dwelling-unit structures	
		Total	Owner occupied	Renter occupied	Vacant non-seasonal not dilap., for rent or sale	Other vacant and non-resident	Number reporting	No private bath or dilap.	No running water or dilap.	Total	Persons per room	Occupied by non-white	Number reporting	Average monthly rent (dollars)	Number reporting	Average value (dollars)
C	529	21	20	1					21		2				18	10250
	530	17	16	1					17						16	9812
	531	18	18						18						18	9322
	532	20	19		1				19						19	9515
	533	15	15						15						15	9800
	534	21	19	2					21			2			17	9361
	535	19	16	2					16						16	10362
	536	19	18	1	1				18						18	12050
	537	22	20	2		1			22						22	10300
	538	28	20	8					28				6285		16	9125
	539	21	15	6					21						14	9507
	540	14	10	4					14						9	10166
	541	27	15	12				1	1						13	10807
	542	25	21	4					25						10	10297
	543	27	17	10					27						10	9375
	544	27	17	9		2			27		1				11	9066
	545	25	18	7					25						11	9052
	546	23	14	9					23						12	7816
	547	24	19	5					24						11	8605
	548	23	17	6		1			23		2				13	8207
	549	23	17	6		1			23						15	12133
	550	29	18	11					29						11	12828
	551	6	4	2					6						11	9546
	552	23	20	3		1			23						18	11333
	553	12	6	6		1			12						5	12330
	554	6	6	0					6						6	9958
	555	26	10	16					26						12	9958
	556	34	13	21					34						12	11714
	557	3	3	0					3						3	11714
	558	16	11	5		1			16		2				3	1766
	559	11	7	4					11		3				6	2116
	560	18	9	9					18		4				6	2050
	561	9	9	0					9		2				3	2325
	562	11	10	1					11		3				3	1200
	563	11	5	6					11		2				3	1333
	564	6	6	0					6		1				3	1680
	565	6	6	0					6		2				3	3276
	566	7	4	3		1			7		1				3	2323
	567	20	16	4					20		2				13	2666
	568	3	3	0					3						3	2666
	569	7	7	0					7						7	1080
	570	2	2	0					2		6				5	1080
	571	14	8	6					14		4				6	3033
	572	11	7	4					11		5				6	3280
	573	18	11	7					18		3				8	2900
	574	1	1	0					1		4				1	3800
	575	12	8	4		2			12		4				8	2500
	576	5	5	0					5		4				4	4500
	577	2	2	0					2		1				1	4250
	578	23	13	10					23		3				12	5166
	579	41	21	20		1			41		6				9	6555
	580	34	8	26					34		2				6	7533
	581	33	11	22					33		2				7	7214
	582	4	4	0					4		2				2	4000
	583	11	5	6		1			11		2				5	4166
	584	15	4	11					15		2				10	4300
	585	8	6	2					8		1				3	2500
	586	2	2	0					2		2				2	2745
	587	9	4	5					9		1				11	2740
	588	11	6	5		2			11		6				5	2740
	589	13	6	7		3			13		1				4	4250
	590	17	10	7					17		1				8	2950
	591	30	19	11		1			30		2				1	7331
	592	13	8	5					13		3				4	5666
	593	19	11	8					19		2				3	7755
	594	26	16	10		2			26		1				1	6638
	595	28	22	6					28		2				1	6813
	596	33	27	6					33		1				2	6673
	597	30	20	10		1			30		2				1	6673
	598	20	13	7					20		1				1	2766
	599	13	8	5					13		4				6	2312
	600	13	8	5					13		1				8	4250
	601	8	5	3					8		3				5	7400
	602	4	4	0					4		2				2	7400
	603	11	8	3		2			11						8	7625
	604	16	15	1					16		1				14	8500
	605	1	1	0					1						15	13133
	606	10	6	4					10						7	9071
	607	12	5	7		1			12		5				6	7800
	608	19	17	2					19		2				15	7546
	609	14	7	7					14		1				17	7117
	610	39	32	7		1			39		3				3	4654
	611	8	8	0					8		1				5	7862
	612	16	13	3					16		1				8	8785
	613	17	13	4					17		1				8	8785
	614	19	9	10					19		1				9	6300
	615	16	15	1					16		1				9	6355
	616	20	7	13					20		1				6	5000

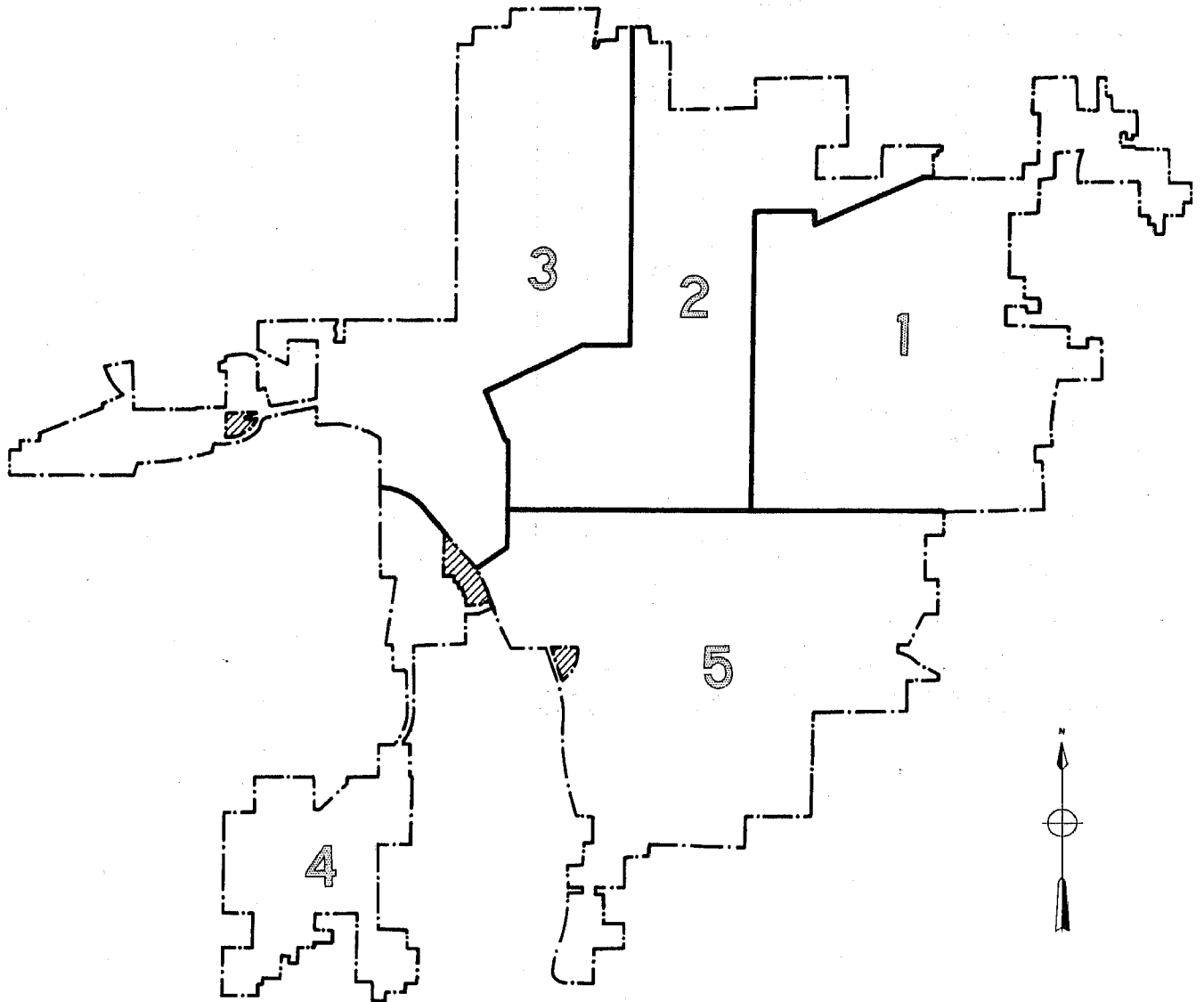
¹For renter - occupied dwelling units and vacant nonseasonal not dilapidated units, for rent.
²For owner - occupied dwelling units and vacant nonseasonal not dilapidated units, for sale only.


Table 3.—CHARACTERISTICS OF HOUSING FOR BLOCK AREAS, BY BLOCKS: 1950—Con.

Block area	Block	All dwelling units by occupancy and tenure					All dwelling units by condition and plumbing facilities			Occupied dwelling units			Contract monthly rent ¹		Value ² of one-dwelling-unit structures		
		Total	Owner occupied	Renter occupied	Vacant non-seasonal not dilap., for rent or sale	Other vacant and non-resident	Number reporting	No private bath or dilap.	No running water or dilap.	Total	Persons per room		Occupied by non-white	Number reporting	Average monthly rent (dollars)	Number reporting	Average value (dollars)
											Number reporting	1.51 or more					
G	6221	17	11	1		5	17		12	12					11	6 481	
	6222	13	12	1			13		13	13		2	1		12	6 308	
	6223	5	4	1			5		5	5			1		4	7 800	
	6224	22	17	4		1	22		21	21	1		4	4 1.25	17	6 211	
	6225	13	12			1	13	1	12	12	1				12	6 009	
	6227	12	11	1			12		12	12			1		11	6 400	
	6229	20	20				19		20	20					18	6 400	
	6300	8	7			1	8		7	7					7	5 222	
	6311	11	10	1			11		11	11			3	7 5.00	17	7 522	
	6322	20	17	3			19		20	20			3	7 5.00	17	9 329	
	6333	27	20	6	1		27	6	26	25			2	3 0.83	18	6 194	
	6344	21	19	2			21		21	21			2		19	7 442	
	6355	21	21				21		21	21	1	1			21	7 442	
	6366	10	10				10		10	10					9	7 333	
	6377	11	11				11		11	11					9	7 177	
	6388	22	21			1	22		21	21					21	7 171	
	6399	10	9			1	10		9	9					9	7 066	
	6400	16	14	2			16		16	16			2		14	9 471	
	6411	18	18				18		18	18					18	9 555	
	6422	18	15	3			18		18	18			3	8 8.33	15	7 520	
	6433	7	7				7		7	7					7	7 142	
	6444	6	6				6		6	6					6	7 033	
	6455	15	13	1	1		15		14	14			1		14	9 957	
	6466	16	16				16		16	16					16	10 531	
	6477	5	5				5		5	5					5	7 880	
	6488	8	8				8		8	8					8	15 437	
	6499	18	4	13	1		18		17	17			14	8 6.42	4	8 000	
	6500	18	16	2			18		18	18			2		16	9 681	
	6511	17	17				17		17	17					17	14 523	
	6522	18	14	2	2		18		16	16			4	8 6.25	14	7 814	
	6533	9	8	1			8		9	8					8	7 400	
	6544	6	6				6		6	6					6	8 950	
	6555	13	13				13		13	13					12	10 416	
	6566	12	12				12		12	12					12	11 841	
	6577	5	4	1			5		5	5			1		4	8 300	
	6588	8	8				8		8	8					8	7 737	
	6599	18	14	4			18		18	18			4	8 5.00	13	7 930	
	6600	18	18				18		18	18					18	9 788	

¹For renter-occupied dwelling units and vacant nonseasonal not dilapidated units, for rent.
²For owner-occupied dwelling units and vacant nonseasonal not dilapidated units, for sale only.

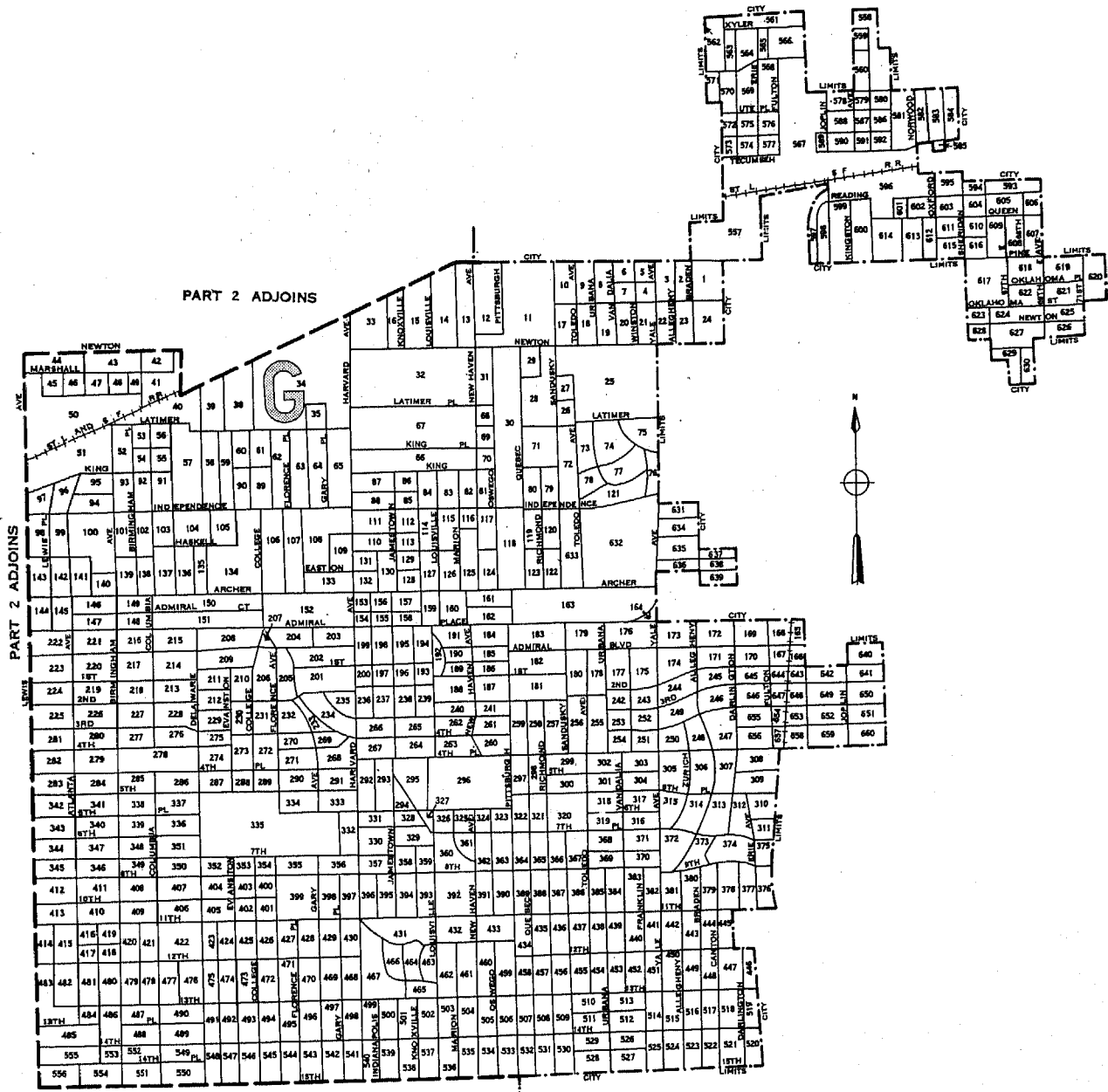
TULSA, OKLAHOMA, BY BLOCKS: 1950
KEY MAP



LEGEND
PART NUMBER 1
OUTSIDE OF CITY 

TULSA, OKLAHOMA, BY BLOCKS: 1950

PART 1 OF 5 PARTS



PART 5 ADJOINS



LEGEND

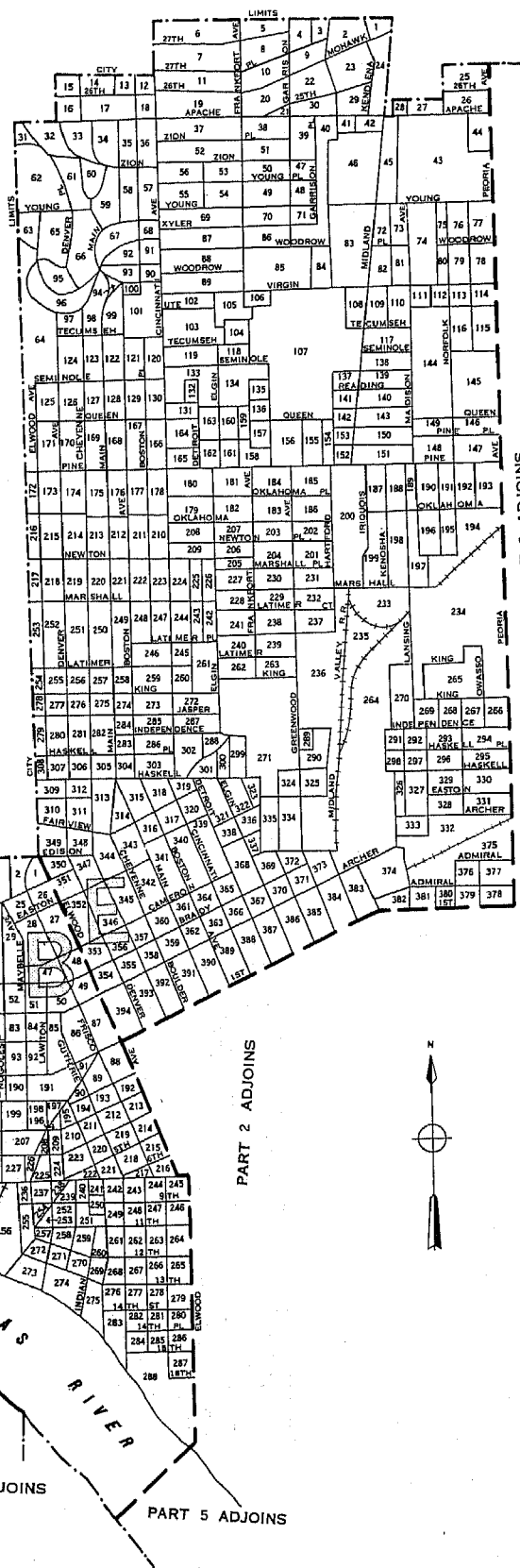
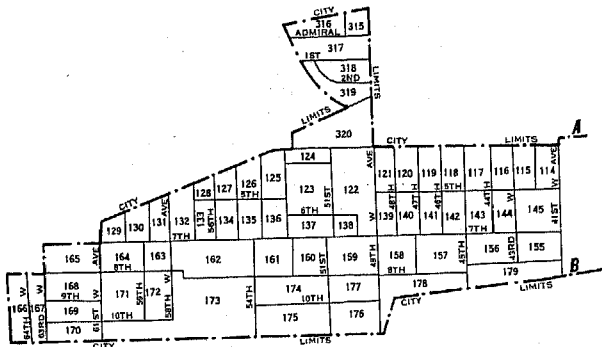
- BLOCK NUMBERS
- BLOCK AREA LETTERS
- BLOCK AREA BOUNDARIES
- U.S. DEPARTMENT OF COMMERCE, BUREAU OF THE CENSUS



TULSA, OKLAHOMA, BY BLOCKS: 1950

PART 3 OF 5 PARTS

INSET



PART 2 ADJOINS

PART 2 ADJOINS

PART 4 ADJOINS

PART 5 ADJOINS



LEGEND

- BLOCK NUMBERS
- BLOCK AREA LETTERS
- BLOCK AREA BOUNDARIES
- U.S. DEPARTMENT OF COMMERCE, BUREAU OF THE CENSUS



TULSA, OKLAHOMA, BY BLOCKS: 1950

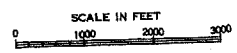
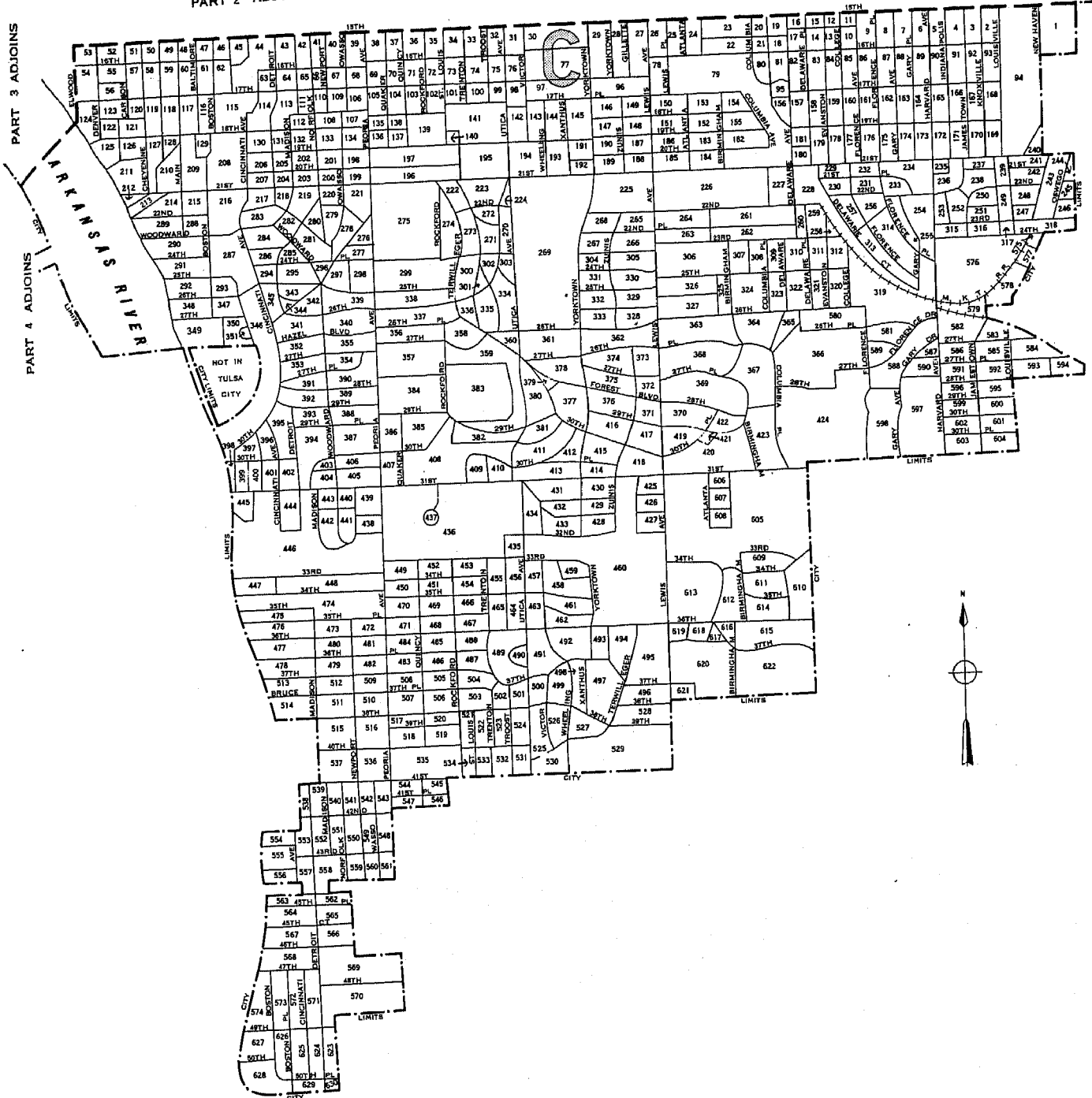
PART 5 OF 5 PARTS

PART 1 ADJOINS

PART 2 ADJOINS

PART 3 ADJOINS

PART 4 ADJOINS



LEGEND

BLOCK NUMBERS

BLOCK AREA LETTERS

BLOCK AREA BOUNDARIES

U.S. DEPARTMENT OF COMMERCE, BUREAU OF THE CENSUS

