


1950 UNITED STATES CENSUS OF HOUSING

U. S. DEPARTMENT OF COMMERCE • BUREAU OF THE CENSUS



UNION CITY, N. J.

**BLOCK
STATISTICS**

U. S. CENSUS OF HOUSING: 1950

Volume

- I General Characteristics
- II Nonfarm Housing Characteristics
- III Farm Housing Characteristics
- IV Residential Financing
- V Block Statistics

Housing statistics for census tracts are to be included in the Population reports on census tracts.

U. S. CENSUS OF POPULATION: 1950

Volume

- I Number of Inhabitants
- II Characteristics of the Population

Succeeding volumes will cover the following subjects:

Census Tracts, Nativity and Parentage, Nonwhite Population by Race, Persons of Spanish Surname, Institutional Population, Differential Fertility, Labor Force Characteristics, Occupation, Industry, Income, Internal Migration, Education, Characteristics of Families and Households.

UNITED STATES CENSUS of HOUSING : 1950
U. S. DEPARTMENT OF COMMERCE BUREAU OF THE CENSUS
CHARLES SAWYER, Secretary ROY V. PEEL, Director



BLOCK STATISTICS

UNION CITY
NEW JERSEY

Prepared under the supervision of
Howard G. Brunzman, Chief
Population and Housing Division

1950 HOUSING CENSUS REPORT
VOLUME V, PART 199

UNITED STATES GOVERNMENT PRINTING OFFICE 1951

BLOCKS • CENSUS TRACTS



BUREAU OF THE CENSUS

ROY V. PEEL, *Director*

A. ROSS ECKLER, *Deputy Director*
HOWARD C. GRIEVES, *Assistant Director*
CONRAD TAEUBER, *Assistant Director*
MORRIS H. HANSEN, *Assistant Director for Statistical Standards*
ROBERT Y. PHILLIPS, *Assistant Director for Operations*
CALVERT L. DEDRICK, *Coordinator, International Statistics*
FRANK R. WILSON, *Information Assistant to the Director*

Population and Housing Division—

HOWARD G. BRUNSMAN, *Chief*
WAYNE F. DAUGHERTY, *Assistant Chief for Housing*
ROBERT B. VOIGHT, *Assistant Chief for Operations*
HENRY S. SHRYOCK, Jr., *Assistant Chief for Population*
EDWIN D. GOLDFIELD, *Program Coordinator*

Quality and Equipment Statistics—Robert C. Hamer, *Chief*
Inventory Statistics—Carl A. S. Coan, *Chief*
Developmental Programs—J. Hugh Rose, *Chief*
Residential Financing—Junia H. Honnold, *Chief*
Territories and Possessions—Joel Williams, *Chief*
Statistical Sampling—Joseph Steinberg, *Chief*
Statistical Procedure—Morton A. Meyer, *Chief*
Processing Operations—Milton D. Lieberman, *Chief*

Administrative Service Division—WALTER L. KEHRES, *Chief*
Agriculture Division—RAY HURLEY, *Chief*
Budget Officer—CHARLES H. ALEXANDER
Business Division—HARVEY KAILIN, *Acting Chief*
Field Division—LOWELL T. GALT, *Chief*
Foreign Trade Division—J. EDWARD ELY, *Chief*
Geography Division—CLARENCE E. BATSCHLET, *Chief*
Governments Division—ALLEN D. MANVEL, *Chief*
Industry Division—MAXWELL R. CONKLIN, *Chief*
Machine Tabulation Division—C. F. VAN AKEN, *Chief*
Personnel Division—HELEN D. ALMON, *Chief*

SUGGESTED IDENTIFICATION

U. S. Bureau of the Census. *U. S. Census of Housing: 1950. Vol. V, Block Statistics, Part 199.*
U. S. Government Printing Office, Washington, D. C., 1952.

For sale by the Superintendent of Documents, U. S. Government Printing Office, Washington 25, D. C.,
or any of the Field Offices of the Department of Commerce - Price 10 cents

PREFACE

This report presents statistics on characteristics of dwelling units by blocks for the city. The tabulations are based on data from the 1950 Census of Housing, taken as of April 1, 1950. Authorization for the 1950 Census of Housing as part of the Seventeenth Decennial Census was provided by the Housing Act of 1949, approved July 15, 1949.

The major portion of the information compiled from the 1950 Census of Housing appears in Volume I, *General Characteristics*; Volume II, *Nonfarm Housing Characteristics*; Volume III, *Farm Housing Characteristics*; Volume IV, *Residential Financing*; and Volume V, *Block Statistics*. Volume V consists of separate reports, issued as bulletins for each of the 200 cities which in 1940 or in a subsequent census had a population of 50,000 or more. These reports will not be bound into a single publication.

The subjects covered in both the 1950 and 1940 reports on characteristics of dwelling units by blocks are substantially similar.

This report was prepared under the direction of Howard G. Brunsman, Chief, Population and Housing Division, and Wayne F. Daugherty, Assistant Chief for Housing. Robert C. Hamer, Chief, Quality and Equipment Statistics Section, was in charge of coordinating the content and the format of the report with assistance from Carl A. S. Coan, Chief, Inventory Statistics Section; Floyd D. McNaughton, Chief, Equipment and Facilities Unit; Beulah Washabaugh, Chief, Tenure and Vacancy Unit; and Walter A. Hines. The compilation of the statistics was under the supervision of Robert B. Voight, Assistant Chief for Operations.

The collection of the information on which these statistics are based was under the supervision of Lowell T. Galt, Chief, Field Division. The geographic work, including the assignment of all block numbers and the preparation of maps, was under the supervision of Clarence E. Batschelet, Chief, Geography Division. The data were tabulated under the supervision of C. F. Van Aken, Chief, Machine Tabulation Division.

January 1952.

UNION CITY, N. J.

CONTENTS

INTRODUCTION

	Page		Page
General.....	1	Definitions and explanations—Continued	
Related reports.....	1	Condition and plumbing facilities.....	2
Census tracts.....	1	Persons per room.....	2
Use of data.....	1	Color of occupants.....	2
Comparability with 1940 Housing Census data.....	1	Contract monthly rent.....	2
Definitions and explanations.....	1	Value of one-dwelling-unit structures.....	2
Dwelling unit.....	1	Number reporting.....	2
Occupancy and tenure.....	2	Block identification.....	2

TABLES

	Page
Table 1.—Characteristics of housing for the city: 1950.....	3
Table 2.—Characteristics of housing by census tracts: 1950.....	3
Table 3.—Characteristics of housing for census tracts, by blocks: 1950.....	4

Map of city, by blocks, appears following last page of tables.

BLOCK STATISTICS

INTRODUCTION

GENERAL

Volume V of the Reports on Housing consists of a separate report for each of the 209 cities which in 1940, or in a subsequent census prior to 1950, had a population of 50,000 or more. Each report presents for the city, by blocks, tabulations for a limited number of subjects obtained in the Census of Housing. The subjects in these reports are similar to those in the block statistics supplements to Volume I of the reports of the 1940 Census of Housing. The subjects in this report present the number of dwelling units classified by occupancy and tenure, condition and plumbing facilities, persons per room, color of occupants, average contract monthly rent of renter-occupied and selected vacant units, and the average value of one-dwelling-unit owner-occupied and selected vacant structures. In table 1, the statistics for these subjects are summarized for the city. Table 2 contains the statistics for census tracts. In table 3, the data are presented by blocks within census tracts. Maps identifying the location of each block and the census tract boundaries are a part of this report.

Related reports.—Related statistics for this city are contained in the Reports on Housing, Volume I, *General Characteristics*; and in the Reports on Population, Volume I, *Number of Inhabitants*, and Volume II, *Characteristics of the Population*.

The Reports on Housing for each State in Volume I present data on the characteristics of dwelling units for the State by residence (urban, rural nonfarm, and rural farm), for standard metropolitan areas, urbanized areas, counties, for urban places, places of 1,000 to 2,500 inhabitants, and rural-nonfarm and rural-farm dwelling units for each county. Each report includes the following subjects: occupancy, tenure, race of occupants, type of structure, year built, condition and plumbing facilities, water supply, toilet and bathing facilities, number of rooms, number of persons, persons per room, electric lighting, heating equipment, heating and cooking fuels, refrigeration equipment, kitchen sink, radio, television, and, for nonfarm units, the contract monthly rent, gross monthly rent, and value of one-dwelling-unit structures.

Volume I of the Reports on Population shows the 1950 population of each county and of each minor civil division within the county. It also contains figures for each incorporated place, for each unincorporated place with 1,000 or more inhabitants, and for incorporated places of 5,000 or more by wards. A special series of tables presents data for each urbanized area giving the incorporated places and portions of minor civil divisions within it.

Volume II of the 1950 Population Reports contains statistics on the general characteristics of the population. Chapter A of this volume repeats the figures on number of inhabitants as shown in Volume I; Chapter B presents demographic, economic, and social characteristics of the population; and Chapter C gives more detailed cross-classifications for States and large cities and standard metropolitan areas.

Census tracts.—Census tracts are small areas into which certain large cities have been subdivided for statistical and local administrative purposes. In most cases the tracts are permanently established, so that comparison may be made from census to census. The boundaries of tracts are established so as to include approximately equal numbers of inhabitants or equal areas; and each tract is designed to represent an area that is fairly

homogeneous in population characteristics. Although the tracted areas of some cities extend into the suburbs, the data shown in this report are restricted to the tracts within the corporate limits of the city.

Use of data.—The tabulation of housing characteristics for areas as small as city blocks provides descriptive material of considerable value for technical studies of housing in the city. The statistics will be useful in compiling totals for special types of areas that may be defined to meet the requirements of individual investigators. Users of the data should bear in mind that in practically all cases the data for a given block represent the work of only one enumerator. Consequently, housing characteristics for blocks are subject to a wider margin of error than is to be expected in the figures for tracts or wards which represent returns made by a number of enumerators. Misinterpretation of instructions by one enumerator may cause a significant bias in the statistics for a block even though it may have a negligible effect upon the figures for larger areas. In particular, the enumeration of "condition" depended to a considerable extent upon the judgment of the individual enumerator. Also, failure to indicate the correct block number for a significant number of dwelling units may introduce errors into the block data.

Comparability with 1940 Housing Census data.—In the 1940 Census of Housing, reports entitled "Block Statistics" were issued as supplements to the first series of Housing bulletins. These supplements consisted of separate reports for each of the 191 cities which had 50,000 inhabitants or more in 1930.

In the 1950 reports, the block numbers used are different, in most cases, from those used in the 1940 reports. Therefore, to compare 1940 and 1950 data for a given block, it is necessary to locate the block on the maps to obtain the corresponding 1940 and 1950 block numbers.

The subjects in both the 1940 and 1950 reports are substantially similar. However, data on number of structures, year built, and mortgage status have been omitted from the 1950 report. Furthermore, in the 1940 reports average contract or estimated monthly rent was reported for all dwelling units while in 1950 average contract monthly rent is reported for some, and average value for other, dwelling units.

DEFINITIONS AND EXPLANATIONS

More detailed and complete definitions are presented in Volume I of the Housing Reports.

Dwelling unit.—In general, a dwelling unit is a group of rooms or a single room, occupied or intended for occupancy as separate living quarters, by a family or other group of persons living together or by a person living alone.

A group of rooms, occupied or intended for occupancy as separate living quarters, is a dwelling unit if it has separate cooking equipment or a separate entrance. A single room, occupied or intended for occupancy as separate living quarters, is a dwelling unit if it has separate cooking equipment or if it constitutes the only living quarters in the structure. Also, each apartment in a regular apartment house is a dwelling unit even though it may not have separate cooking equipment. Excluded from the dwelling unit count are large rooming houses, institutions, dormitories, and transient hotels and tourists courts.

In the 1940 Census, a dwelling unit was defined as the living quarters occupied or intended for occupancy by one household.

A household consisted of a family or other group of persons living together with common housekeeping arrangements, or a person living entirely alone. However, the enumerator was not explicitly instructed to define rooms as dwelling units on the basis of cooking equipment or separate entrance.

The number of dwelling units in the 1950 Census may be regarded as comparable with the number of dwelling units in the 1940 Census. Some living quarters may have been classified as separate dwelling units in the one census and not in the other. Further, in the 1950 Census, living quarters with five or more lodgers were not tabulated as dwelling units; generally, such quarters were included in the 1940 dwelling unit count. However, the net effect of these changes is probably small.

Occupancy and tenure.—Dwelling units are classified by occupancy and tenure into four groups: owner-occupied; renter-occupied; vacant nonseasonal not dilapidated, for rent or sale; and other vacant and nonresident. A dwelling unit is classified as owner-occupied if it was owned wholly or in part by the head of the household or by some related member of his family living in the dwelling unit. All other occupied units are classified as renter-occupied whether or not cash rent was actually paid for living quarters. Rent-free units and living accommodations received in payment for services performed are thus included with the renter-occupied units.

A dwelling unit is considered vacant if no persons are living in it at the time of enumeration. New units not yet occupied were enumerated as vacant dwelling units if construction had proceeded to the extent that all the exterior windows and doors were installed and final usable floors were in place. The classification "Vacant nonseasonal not dilapidated, for rent or sale" is descriptive of the vacant dwelling units reported in this classification. "Other vacant and nonresident" units include all dilapidated and seasonal vacant units as well as the not dilapidated units which were not for rent or sale.

Because of changes in enumeration procedures, the counts of total vacant units in 1940 and 1950 are not strictly comparable. In 1940, vacant units were enumerated if they were habitable; units uninhabitable and beyond repair were excluded from the enumeration. In 1950, units were included regardless of condition if they were intended for occupancy as living quarters. Therefore, no comparison should be made between the data on "vacant nonseasonal not dilapidated, for rent or sale" units from the 1950 Census and data in the 1940 Census reports.

In both censuses, dwelling units occupied entirely by non-residents were included with vacant units not for rent or sale. Trailers, tents, houseboats, and railroad cars which were vacant were excluded from the dwelling unit inventory in both 1950 and 1940.

Condition and plumbing facilities.—Data on condition of a dwelling unit are shown in combination with data for selected plumbing facilities and are, therefore, limited to units for which both condition and plumbing facilities are reported. Plumbing facilities include water supply, toilet facilities, and bathing facilities.

The category "with private bath" includes those dwelling units reported with both a flush toilet and a bathtub or shower inside the structure for the exclusive use of the occupants of the unit. The category "no private bath" includes those dwelling units not having private flush toilet or not having private bathing facilities. The "no running water" category includes units with only piped running water outside the structure or with only other sources such as a hand pump.

A dwelling unit is "dilapidated" when it is run-down or neglected, or is of inadequate original construction, so that it does not provide adequate shelter or protection against the elements or it endangers the safety of the occupants.

Persons per room.—The number of persons per room has been computed for each occupied dwelling unit by dividing the number

of persons in the dwelling unit by the number of rooms in the dwelling unit. All persons enumerated in the Population Census as members of the household (including lodgers, servants, and other nonrelated persons) are counted in determining the number of persons that occupy the dwelling unit. The number of rooms in the dwelling unit includes all rooms available for living quarters throughout the year. Not counted as rooms are bathrooms, closets, pantries, halls, screened porches, and unfinished rooms in the basement and attic.

Color of occupants.—Occupied dwelling units are classified by color of head of household according to the definition used in the 1950 Census of Population. The group designated as "non-white" consists of Negroes, Indians, Japanese, Chinese, and other nonwhite races. Persons who are not definitely Indian or of other nonwhite race are classified as white.

Contract monthly rent.—Contract monthly rent is the rent, at the time of enumeration, contracted for by the renter regardless of whether it includes furniture, heating fuel, electricity, cooking fuel, water, or personal services.

Monthly rent for vacant dwelling units is the amount asked for the dwelling unit at the time of enumeration. The average monthly rent relates to renter-occupied dwelling units and vacant nonseasonal not dilapidated units for rent. Dwelling units which are occupied "rent-free" are not included with the units reporting rent.

Value of one-dwelling-unit structures.—Average value is shown for owner-occupied dwelling units and vacant nonseasonal not dilapidated units which are for sale only. Value is shown only if the unit is in a one-dwelling-unit structure without business and if it is the only dwelling unit included in the property. The value represents the amount for which the owner estimates that the property, including such land as belongs with it, would sell under ordinary conditions and not at a forced sale. For vacant units, value is the sale price asked by the owner.

Number reporting.—Occupancy and tenure are reported for all dwelling units, and color of occupants is reported for all occupied units. The corresponding distributions for these subjects in table 1 are based on all dwelling units and on occupied units, respectively. For all other subjects, the distributions are based on the units for which the specific characteristics are reported, that is, the "Number reporting."

The number of dwelling units for which the enumerator obtained no report on a particular item is shown for the city totals only; however, the number "not reported" can easily be derived for each area in tables 2 and 3 by subtracting the number reporting from the total number of dwelling units (or total occupied).

Block identification.—A map or series of maps is included in this report showing block numbers for each block, number and letter designations for tracts, and the names of principal streets.

Blocks are identified by serial numbers, a separate series of numbers being used for each tract. Thus, the location of each block for which data are presented in table 3 may be determined by referring to the tract and block number shown on the map. Similarly, data for a specific block may be located in the table by reference to the map for identification numbers of the tract and block.

If no dwelling units are reported for a block, the block number is not listed in table 3, although it is shown on the map. Dwelling units for which the block number was not reported are indicated in the table by the symbol "NR." Detailed data are not shown for such dwelling units, nor for blocks containing fewer than three dwelling units. Average monthly rent is not shown when the monthly rent was reported for fewer than three dwelling units. Average value is not shown when the value of one-dwelling-unit properties was reported for fewer than three dwelling units. All dwelling units are included, however, in the statistics for the city and for each tract.

Table 1.—CHARACTERISTICS OF HOUSING FOR THE CITY: 1950

Subject	Number	Percent	Subject	Number	Percent
OCCUPANCY AND TENURE			PERSONS PER ROOM		
All dwelling units.....	18,100	100.0	Occupied dwelling units.....	17,859	...
Owner occupied.....	3,754	20.7	Number reporting.....	17,767	100.0
Renter occupied.....	14,105	77.9	1.50 or less.....	17,394	97.9
Vacant nonseasonal not dilapidated, for rent or sale.....	140	0.8	1.51 or more.....	373	2.1
Other vacant and nonresident.....	101	0.6	Not reported.....	92	...
CONDITION AND PLUMBING FACILITIES			CONTRACT MONTHLY RENT		
All dwelling units.....	18,100	...	Renter-occupied, and vacant nonseasonal not dilapidated units, for rent—Number reporting.....	13,803	...
Number reporting.....	17,830	100.0	Total contract monthly rent..... dollars.....	501,753	...
With private bath, not dilapidated.....	15,484	86.8	Average monthly rent..... dollars.....	36.35	...
No private bath, with running water, not dilapidated.....	1,805	10.1	VALUE OF ONE-DWELLING-UNIT STRUCTURES		
No running water or dilapidated.....	541	3.0	Owner-occupied, ¹ and vacant nonseasonal not dilapidated units, for sale only—Number reporting.....	684	...
Condition or plumbing facilities not reported.....	270	...	Total value or sale price..... dollars.....	6,366,200	...
No private bath or dilapidated.....	2,346	13.2	Average value..... dollars.....	9,307	...
COLOR OF OCCUPANTS					
Occupied dwelling units.....	17,859	100.0			
White.....	17,838	99.9			
Nonwhite.....	21	0.1			

¹Restricted to 1-dwelling-unit properties.

Table 2.—CHARACTERISTICS OF HOUSING BY CENSUS TRACTS: 1950

Census tract	All dwelling units by occupancy and tenure					All dwelling units by condition and plumbing facilities			Occupied dwelling units				Contract monthly rent ¹		Value ² of one-dwelling-unit structures	
	Total	Owner occupied	Renter occupied	Vacant nonseasonal not dilap., for rent or sale	Other vacant and nonresident	Number reporting	No private bath or dilap.	No running water or dilap.	Total	Persons per room		Occupied by non-white	Number reporting	Average monthly rent (dollars)	Number reporting	Average value (dollars)
										Number reporting	1.51 or more					
TOTAL	18100	3754	14105	140	101	17830	2346	541	17859	17767	373	21	13803	3635	684	9307
C-61	1212	197	997	3	15	1191	126	80	1194	1187	30	4	969	3981	25	9836
C-62	1225	288	937	3	2	1213	48	18	1220	1220	20	2	918	4219	67	9389
C-63	1113	222	891	15	3	1108	101	79	1098	1094	20	857	3755	36	6819	
C-64	945	167	777	6	5	913	147	46	934	903	28	1	708	3480	42	7059
C-65	955	145	803	5	2	843	80	17	948	943	18	2	779	3604	33	9839
C-66	838	255	583	9	7	833	110	35	822	819	8	1	554	3838	55	8663
C-67	513	115	398	5	3	513	86	1	505	504	13	3	378	3566	19	11631
C-68	1074	152	922	17	8	1060	399	25	1049	1047	35	3	895	3179	22	7477
C-69	809	176	633	5	2	802	114	16	802	800	12	2	612	3591	17	14511
C-70	1317	198	1103	10	6	1309	256	72	1301	1295	33	2	1086	3211	9	9222
C-71	1455	472	955	14	14	1438	79	20	1427	1421	13	1	924	4237	84	11779
C-72	929	207	711	5	6	893	100	1	918	913	16	1	694	3559	35	10200
C-73	625	158	467	3	3	610	42	23	625	620	10	451	3540	45	9522	
C-74	760	179	575	3	3	754	58	10	754	751	15	559	3953	41	9236	
C-75	1087	172	915	6	9	1077	172	15	1072	1065	24	883	3383	48	7202	
C-76	903	182	721	2	5	898	83	21	886	886	18	1	700	3339	19	6878
C-77	900	95	805	2	10	850	226	35	888	885	26	1	780	3289	5	8700
C-78	1440	346	1070	20	4	1425	119	27	1416	1414	34	1	1056	3658	82	9258

¹For renter-occupied dwelling units and vacant nonseasonal not dilapidated units, for rent.
²For owner-occupied dwelling units and vacant nonseasonal not dilapidated units, for sale only.

HOUSING—BLOCK STATISTICS

Table 3.—CHARACTERISTICS OF HOUSING FOR CENSUS TRACTS, BY BLOCKS: 1950

[Detailed statistics not shown for blocks containing fewer than 8 dwelling units, nor for dwelling units not allocated by blocks (designated by NR)]

Census tract	Block	All dwelling units by occupancy and tenure					All dwelling units by condition and plumbing facilities			Occupied dwelling units			Contract monthly rent ¹		Value ² of one-dwelling-unit structures	
		Total	Owner occupied	Renter occupied	Vacant non-seasonal not dilap., for rent or sale	Other vacant and non-resident	Number reporting	No private bath or dilap.	No running water or dilap.	Total	Persons per room		Number reporting	Average monthly rent (dollars)	Number reporting	Average value (dollars)
											Number reporting	1.51 or more				
C-61	1	26	8	18		26	2		26	26		18	37.72	1	9,500	
	2	51	18	33		51			51	51		32	44.37	1		
	3	15	14	1		15	1		15	15		15	44.73	1		
	4	22	21	1	2	22	93	29	92	91	3	1	71	51.12		2
	5	22	18	4	1	21	4	3	21	21	7	1	19	36.03		1
	6	33	14	19		33	35	1	33	37		23	43.69			
	7	60	54	6		60	59		60	60		50	33.62			
	8	39	13	26		39	98	3	99	99	1	4	81	41.66		
	9	79	11	68		79	23	23	77	77	3	66	35.59			
	10	136	28	108		133			136	135	2	108	41.07	12		
	11	203	33	170		200	41	39	203	202	4	163	38.40	2		
	12	23	2	19		23	7		21	21		18	50.27	1		
	13	51		47		50	5	5	50	49	1	47	38.08			
	14	55	7	47		54	10	10	54	52	5	45	40.46			
	15	44	2	42		44			44	44		41	40.92			
C-62	1	23	6	17		21			23	23		17	59.88	1		
	2	65	22	43		63			65	65		42	54.88	1		
	3	175	40	133	1	175	1	1	173	173	2	134	49.48	13		
	4	126	10	116	1	126			125	125	1	109	37.08	8		
	5	45	18	27	1	45	1		43	43	1	18	48.05	11		
	6	121	27	94		121	3	3	121	121		92	42.11	2		
	7	89	14	75		87	3	2	89	89	3	75	39.97	2		
	8	62	22	37		60	8		62	62	2	30	38.63	7		
	9	90	22	64		89	4	1	90	90	4	60	36.51	6		
	10	48	15	33		48	5	1	48	48	1	30	40.83	2		
	11	79	9	70		78	15	9	79	79	2	68	36.85	2		
	12	26	6	20		26	3		26	26		19	40.73	2		
	13	49	16	33		48	4	1	49	49		33	40.96	5		
	14	44	2	42		44			44	44	1	22	32.95			
	15	17	4	13		17			17	17		13	42.69	2		
	16	48	4	44		47			48	48	1	44	47.09			
	17	46	9	37		46	1		46	46		37	34.45			
	18	40	3	37		40			40	40		37	42.59			
	19	52	14	38		52			52	52		38	41.97	1		
C-63	1	193	31	162		193	3		193	193	3	154	38.01	2		
	2	145	42	101	2	143	1		143	143		98	39.91	2		
	3	128	16	110	2	127			126	125	2	104	43.60			
	4	51	14	37		51	1		51	50	1	36	42.75	5		
	5	107	14	92	1	107	4	4	106	105	1	93	31.01	2		
	6	69	15	54		69	1		69	69		52	30.07	2		
	7	29	11	18		29	6	6	29	29		18	36.94	2		
	8	29	9	20		29	9		29	29	1	19	30.21	1		
	9	51	12	39		51			51	51	2	38	38.94	1		
	10	79	16	63		79	3	1	79	79	1	61	40.26	5		
	11	8	2	6		7	2		8	7	4	6	28.33	5		
	12	59	10	41	8	58	9	3	51	51	2	47	38.44	4		
	13	77	15	62		77	18	18	77	77	2	59	33.08	4		
	14	88	15	71	2	88	44	38	86	86	3	72	38.80			
C-64	1	122	33	89		122	7		122	122	1	86	37.96	7		
	2	48	9	39		48	11	2	48	47	3	38	28.50	1		
	3	81	13	63	3	81	38	19	76	76	1	63	30.17	3		
	4	14	3	9		14	7		12	12		9	32.00	1		
	5	13		13		13			13	13		13	29.07			
	6	54	11	43		54	3		54	54	1	42	37.40	2		
	7	39	12	27		35	1	1	39	36	2	22	34.45	1		
	8	10	2	8		9			10	9	1	5	48.00			
	9	66	10	55		66	12		65	65	2	54	29.73	3		
	10	47	11	36		46	8	1	47	44	2	35	33.17	2		
	11	22	3	19		22	1		22	22	1	17	36.94	1		
	12	58	7	51		57	26		58	58	2	51	25.09	2		
	13	34	10	23	1	31	7	3	33	30	2	22	24.54	2		
	14	32	5	25	2	26	10	5	30	25	5	24	38.75			
	15	63	21	42		55	11		63	56	3	34	31.32	8		
	16	110	12	98		103			110	103	1	89	40.55	3		
	17	46	7	39		46	4		46	46		38	27.89			
	18	86	18	68		85	1		86	85	1	66	49.66	6		
C-65	1	53	7	46		52	2	2	53	52	3	44	27.22	1		
	2	18	5	13		17	1		18	18		10	43.70	3		
	3	75	11	64		73	21	3	75	75	3	61	28.04	2		
	4	63	3	60		63			63	63		59	32.11			
	5	25	6	19		25	6		25	25		18	30.55	4		
	10	70	9	61		70	11	9	70	70	2	60	32.53	2		
	11	22	5	17		20	6		22	20	2	16	34.50	1		
	12	53	7	45	1	52	5		52	52	2	44	38.97	1		
	13	53	8	45		53			53	53	2	44	41.70	1		
	14	66	19	46		64	3	1	65	65	1	42	38.42	7		
	15	58	18	39	2	57	4	1	57	57	1	35	29.77	4		
	16	95	21	72		94	9	1	93	92	1	72	36.34	5		

¹For renter - occupied dwelling units and vacant nonseasonal not dilapidated units, for rent.
²For owner - occupied dwelling units and vacant nonseasonal not dilapidated units, for sale only.

Table 3.—CHARACTERISTICS OF HOUSING FOR CENSUS TRACTS, BY BLOCKS: 1950—Con.

Census tract	Block	All dwelling units by occupancy and tenure					All dwelling units by condition and plumbing facilities			Occupied dwelling units			Contract monthly rent ¹		Value ² of one-dwelling-unit structures		
		Total	Owner occupied	Renter occupied	Vacant non-seasonal not dilap., for rent or sale	Other vacant and non-resident	Number reporting	No private bath or dilap.	No running water or dilap.	Total	Persons per room		Occupied by non-white.	Number reporting	Average monthly rent (dollars)	Number reporting	Average value (dollars)
											Number reporting	1.51 or more					
C-65	17	72	14	58		72	4	1	72	72	2		58	35.89	1		
	18	173		171	2	172	2		171	170	1		172	43.28			
	20																
	21	57	12	45		57	6		57	57			42	32.26	1		
C-66	1	26	13	12		26	13	12	25	25			12	38.94	6	51.66	
	2	85	14	71	3	85	13	12	82	82	1		40	44.55	3	7.66	
	3	107	40	66	1	106	15	6	106	105	4		66	36.82	8	80.62	
	4	74	31	42	1	74	15	6	73	73			43	34.20	7	60.00	
	5	46	19	26		45	7	1	45	44			24	28.75	1		
	6	23	2	16		23			22	22			14	47.01	2		
	7	65	2	63		65			65	65			14	47.01	1		
	8	36	20	16		36	1		36	36	1		14	46.14	7	120.71	
	9	73	18	53	1	73	8	2	71	71			51	31.29	3	65.00	
	10	64	30	32	1	64	4	1	62	62			31	46.25	7	91.42	
	11																
	12	77	29	47		77	3	1	76	76			47	38.80	10	109.00	
	13	26	3	21	1	24	5		24	24	1		22	41.63			
	14	27	6	21		27	4		27	27			21	41.90			
	15	32	7	25		32	5		32	32		1	25	30.52	1		
	16	14	3	11		14	1		14	14			10	29.40			
	17	9	2	7		9	1		9	9			5	47.80			
	84	11	72	1	83	20	3	83	82	1		68	38.02				
C-67	1	14	6	8		14	2		14	14			6	56.66	1	2	
	2	44	8	35	1	44	10	1	43	43	1		35	33.34	2		
	3	10	4	6		10	4		10	10	1		6	23.16	2		
	4	52	23	27	1	52	4		50	50	1		27	41.33	2		
	5																
	6	29	14	14		29	3		28	28			14	40.64	2		
	7	80	16	63		80	3		79	79	1		63	37.34	4	132.50	
	8	42	9	33		42	1		42	42			32	43.34	1		
	9	73	19	54		73	11		73	73	1		52	33.63	1		
	10	49	5	41	3	49	13		46	46			42	34.95	1		
	11	119	17	102		119	38		119	118	8		100	31.55	3	63.33	
C-68	1	79	9	69	1	78	32	2	78	78	4	1	68	29.66	2		
	3	108	20	85	2	104	27		105	105			85	28.58	10	6.70	
	4	93	20	72	1	93	50	1	92	92	2		71	24.32	5	62.00	
	5	135	24	111		133	43	5	135	135	4	1	111	33.33	2		
	6	183	19	150	11	182	69		169	169	12		158	34.31	1		
	7	35	7	28		33	14	9	35	35			26	31.96			
	8	92	8	82		90	23	8	90	88	1		81	34.06	1		
	12	18	3	15		18	1		18	18			15	30.73			
	13	178	8	168	2	176	106		176	176	6	1	167	27.19			
	14	57	14	43		57	5		57	57			42	38.02			
	15	96	22	72	1	96	29		94	94	6		71	41.84	1		
	C-69	1	95	13	81	1	95	36	6	94	94	4		79	32.02	2	
		2	65	11	52	2	65	22	1	63	63	1		54	26.83		
		3	59	12	46		59	8	1	58	58	1		45	30.08		
		5	83	11	72		83	23	3	83	82	1		70	28.31		
6		54	13	41		53	2	2	54	54		1	39	41.87	1		
7		77	12	63	2	77	5	2	75	75	1		61	34.90			
8		66	13	52		66	8	1	65	65			52	35.38			
9		54	15	39		54	1	1	54	54	3		38	32.34	2		
10		74	7	67		74	8	1	74	73	1	1	65	35.24			
11		48	23	25		48			48	48			24	45.91	2		
12		73	13	60		73			73	73			58	50.62	1		
14		23	11	12		23			23	23			12	62.91	5	17.50	
15		38	22	16		38	1		38	38			15	50.20	4	192.50	
C-70		2	9	4	5		8	1		9	9			5	48.80	1	
		3	18	5	13		18	3	1	18	18	1		11	33.54		
	4	92	3	88	1	92	1	1	91	91	2		85	40.44			
	5	65	4	61		65	1	1	65	65	1		60	40.38			
	6	76	4	70	2	76	9	2	74	74	1		69	30.95	1		
	7	47	15	31	1	47	1		46	46	1		31	33.61	1		
	9	68	14	52	2	68	1		66	66			52	41.44	1		
	10	124	17	105	2	124	24	22	122	122	2	2	102	38.16			
	11	21	8	12		21	6	1	20	20			12	30.00	2		
	12	78	10	64	2	78	28	14	74	74	1		64	28.10			
	13	141	20	120	1	140	58	20	140	140	5		118	28.73	1		
	14	107	11	96		104	20		107	106	2		94	26.73	1		
	15	101	13	86	1	100	24		99	98	5		86	31.48			
	16	80	15	65		80	9		80	80	3		65	30.78			
	17	85	14	71		85	7		85	83	1		69	31.82			
	18	74	10	64		72	30		74	73	1		64	33.85	1		
	19	21	8	13		21			21	20			13	36.23			
20	58	11	47		58	28	9	58	58	5		46	24.54				
21	52	12	40		52	6	1	52	52	2		40	27.02				

¹For renter - occupied dwelling units and vacant nonseasonal not dilapidated units, for rent.
²For owner - occupied dwelling units and vacant nonseasonal not dilapidated units, for sale only.

HOUSING—BLOCK STATISTICS

Table 3.—CHARACTERISTICS OF HOUSING FOR CENSUS TRACTS, BY BLOCKS: 1950—Con.

Census tract	Block	All dwelling units by occupancy and tenure					All dwelling units by condition and plumbing facilities			Occupied dwelling units			Contract monthly rent ¹		Value ² of one-dwelling-unit structures	
		Total	Owner occupied	Renter occupied	Vacant non-seasonal not dilap., for rent or sale	Other vacant and non-resident	Number reporting	No private bath or dilap.	No running water or dilap.	Total	Persons per room		Number reporting	Average monthly rent (dollars)	Number reporting	Average value (dollars)
											Number reporting	1.51 or more				
C-71	1	40	18	22					40	40			21	47.38	2	
	2	87	24	62	1				86	85			61	49.55	4	16.750
	3	75	30	45	1				74	74			39	47.82	2	
	4	98	36	62	1				97	96			29	49.77	6	10.500
	5	57	28	29		1			56	55			29	44.08	4	11.500
	6	16	4	11					15	15			12	55.00		
	7	54	10	42	1				53	51			12	41.77	2	
	8	15	10	4		2			15	15			11	41.77	2	
	9	79	19	60					77	77		1	4	41.77	2	
	10	76	15	61		2			76	76			2	41.77	1	11.800
	11	35	11	24					35	35			2	40.99	5	
	12	68	24	42					66	66			39	41.35	2	
	13	69	23	45	1		2		68	68			46	44.33	1	
	14	54	27	27				2	54	54			26	40.57	4	16.500
	15	68	18	48	1	1			66	66		1	48	42.04	2	
	17	105	27	77		1			104	104		2	70	44.48	3	8.666
	18	49	10	37	1	1			47	47		1	36	38.33		
	19	59	25	31	1	3			56	55			32	40.08	6	10.666
	20	69	15	52	1	1			67	67		2	48	33.99	2	
	21	55	15	39		1			54	54			37	33.69	4	8.250
	22	27	12	15					27	27			14	39.91	4	11.500
	23	64	24	40					64	64			39	40.51	8	12.875
	24	42	24	16	2				40	40			14	53.78	10	14.150
	25	32	17	13	1	1			30	30			12	50.33	8	8.750
	26	77	28	48		1			76	74			46	36.82	4	13.500
	C-72	1	94	10	84				94	94			81	26.66	1	
2		109	20	87	1	1		107	104		5	80	33.60	2		
3		89	19	69	1			88	88		1	70	44.55	2		
4		39	9	29		1		38	38		4	28	40.55	2		
5		134	14	118	2			132	132		1	118	28.20	5	6.500	
6		76	14	61	2			75	74		2	60	33.33	1		
7		48	17	31		1		48	48			31	33.55	1	9.833	
8		126	22	101		3		123	123		2	98	55.19	6	12.800	
9		63	30	32	1			62	62			31	51.28	5		
10		55	22	33				55	54		1	30	46.03	5		
11		35	15	20				35	35			20	43.30	8	11.375	
12		61	15	46				61	61		1	44	41.34	2		
C-73	1	173	61	112				173	173			109	36.81	19	8.684	
	2	42	9	33				42	42			32	31.18	1		
	3	33	7	26				33	31			25	31.88	1		
	4	111	15	96				105	110		2	92	38.46	3	12.000	
	5	92	13	79				89	90		1	75	30.95	3	15.000	
	6	24	7	17				24	24		1	17	27.76	3	11.000	
	7	26	15	11				26	26		2	11	35.54	6	6.083	
	8	64	18	46				64	64		1	45	35.84	5	9.200	
	9	60	13	47				57	60		2	45	39.15	4	9.250	
C-74	1	47	17	29	1			47	46			28	43.89	7	6.214	
	2	25	15	10				25	25			10	48.00	1		
	3	60	14	45		1		58	58		3	42	35.92	4	8.875	
	4	47	16	31				47	47		3	30	33.70	5	9.600	
	5	38	11	27				38	38			25	32.32			
	6	85	16	69				85	85		4	68	33.33	3	11.000	
	7	89	8	80		1		89	87		3	79	43.22	2		
	8	71	17	53		1		70	70		2	51	31.21	1		
	9	97	17	79	1			97	96		2	78	37.51	2	7.500	
	10	32	16	16				32	32		2	16	46.56	8	8.960	
	11	120	13	106	1			118	118		3	104	41.13	1		
	12	49	19	30				48	49		3	29	44.72	4	12.000	
C-75	1	33	6	27				33	33			26	33.88	2		
	2	29	10	18	1			28	28			18	33.20	3		
	3	114	12	97		5		110	109		3	96	28.57	3	5.000	
	4	80	14	66				80	77		4	63	30.68			
	5	91	13	75	3			91	88		1	76	28.03			
	6	83	15	68				83	83		1	68	30.57	4	6.000	
	7	88	11	76	1			87	87		1	75	37.16	4	6.250	
	8	108	14	94	1			107	108		1	92	37.16	9	7.888	
	9	59	12	46		1		59	58		1	46	28.58	1		
	10	30	11	19				30	30		1	17	32.15	2		
	11	48	6	41		1		47	47		6	41	24.17	1		
	12	36	11	25				36	36		1	25	24.44	1	9.166	
	13	79	17	61	1			79	78		3	61	42.00	12	6.100	
	14	99	18	80		1		99	98		1	79	36.11	2	8.000	
	15	110	8	101		1		107	109		2	100	48.97	2		
C-76	1	45	7	38				45	45			37	32.21	1		
	2	56	11	44		1		56	55		1	43	33.37	1		
	3	69	17	52				69	69		1	51	39.56	2		

¹For renter - occupied dwelling units and vacant nonseasonal not dilapidated units, for rent.

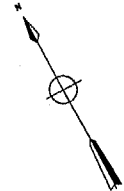
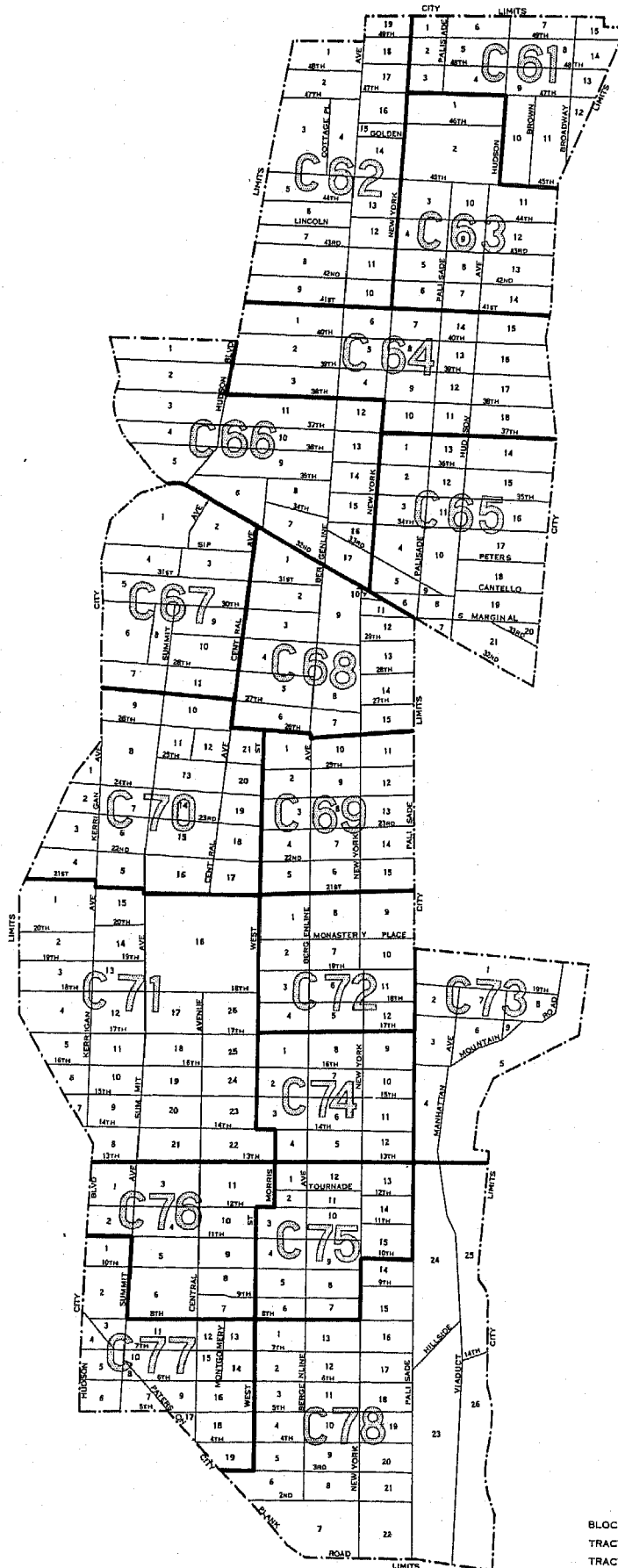
²For owner - occupied dwelling units and vacant nonseasonal not dilapidated units, for sale only.

Table 3.—CHARACTERISTICS OF HOUSING FOR CENSUS TRACTS, BY BLOCKS: 1950—Con.

Census tract	Block	All dwelling units by occupancy and tenure					All dwelling units by condition and plumbing facilities			Occupied dwelling units			Contract monthly rent ¹		Value ² of one-dwelling-unit structures		
		Total	Owner occupied	Renter occupied	Vacant non-seasonal not dilap., for rent or sale	Other vacant and non-resident	Number reporting	No private bath or dilap.	No running water or dilap.	Total	Persons per room		Occupied by non-white	Number reporting	Average monthly rent (dollars)	Number reporting	Average value (dollars)
											Number reporting	1.51 or more					
C-76	4	72	24	47	1			3	71	71			48	31.72	4	8,925	
	5	114	20	101		71	6		111	111	1		100	33.92	2		
	6	131	22	109	1	2	2		131	131	3		107	32.10	1		
	7	77	13	64					77	77	2		60	29.96	1		
	8	52	10	42				8	52	52	2		41	26.73			
	9	74	16	55	3			8	71	71	2		57	35.61	3		
	10	90	19	69	2			19	88	88	3		70	27.91	4		
	11	123	33	83	5	2	121	11	3	116	116	4		86	40.69		1
	C-77	1	41	5	36		41	7	2	41	41			36	31.41		
		2	110	7	102		110	16		109	109			102	31.87		
		3	82		6					8	8			6	77.16		
4		58	6	50		58	5		56	56			49	28.89			
5		44		34		42			44	44			33	28.09	1		
6		17	10	12		17	4	4	15	15	2		12	32.16			
7		32	6	26		30	10		32	32	1		25	29.64			
8		119	14	104		119	50		118	118	3		100	33.33			
9		86	10	75		85	29	2	85	85	2	1	74	41.55	1		
10		20		20		20	2		20	20	3		20	30.40			
11		46	3	42		46	10		45	45	1		39	42.07			
12		47	4	40	1	47	26	5	44	44	2		40	45.37			
13		49	4	45		49	21	1	49	49	3		44	39.63	1		
14		39	2	36	1	38	15		38	38	1		37	24.72			
15		10		10		10	10		10	10			10	27.70			
16		96	9	87		96	27	21	96	94	7		85	28.47	2		
17		76	10	66		64	2		76	75	1		66	28.16			
C-78		1	68	20	46	2	68	28	11	66	66	5		47	22.51	5	
		2	44	11	37		48			48	48			37	35.35	1	
	3	44	16	38		54	1		54	54	1		38	38.60	8		
	4	65	13	52		65	1		65	65	2		51	34.76	3		
	5	39	8	31		39			39	39	1		31	31.96	5		
	6	34	10	23	1	34	1	1	33	33			22	33.59	7		
	7	1															
	8	63	15	44	4	63	1	1	59	59	3		45	30.26	1		
	9	57	27	30		57			57	57	2		30	32.06	7		
	10	77	9	68		77	15		77	77	6		67	32.58	3		
	11	93	18	74	1	91	13		92	91	5		73	28.30	2		
	12	88	23	63	2	88	24	7	86	86	4		64	26.35	2		
	13	70	15	53	1	69	12	2	68	68			50	30.25	1		
	14	48	19	28		45	2		47	47			26	39.46	1		
	15	59	11	47	1	57	7		58	58			46	39.21	3		
	16	107	3	104		105			107	107			102	36.41			
	17	45	16	27	2	44	4	1	43	43		1	26	39.46	7		
	18	86	18	65		85	3		83	83			64	35.82	5		
	19	46	13	30	3	46	1	1	43	43			30	40.10			
	20	66	15	51		65			66	66			49	46.57	1		
	21	59	22	37		57	3	3	59	58			36	53.58	9		
	22	71	17	54		71			71	71			53	51.54	5		
	23	96	26	68	2	96	3		94	94			69	50.95	5		

¹For renter - occupied dwelling units and vacant nonseasonal not dilapidated units, for rent.
²For owner - occupied dwelling units and vacant nonseasonal not dilapidated units, for sale only.


UNION CITY, NEW JERSEY, BY CENSUS TRACTS AND BLOCKS: 1950



LEGEND
 BLOCK NUMBERS
 TRACT NUMBERS
 TRACT BOUNDARIES
 U.S. DEPARTMENT OF COMMERCE, BUREAU OF THE CENSUS

1950 UNITED STATES CENSUS OF HOUSING

U. S. DEPARTMENT OF COMMERCE • BUREAU OF THE CENSUS



UTICA, N. Y.

**BLOCK
STATISTICS**

U. S. CENSUS OF HOUSING: 1950

Volume

- I General Characteristics
- II Nonfarm Housing Characteristics
- III Farm Housing Characteristics
- IV Residential Financing
- V Block Statistics

Housing statistics for census tracts are to be included in the Population reports on census tracts.

U. S. CENSUS OF POPULATION: 1950

Volume

- I Number of Inhabitants
- II Characteristics of the Population

Succeeding volumes will cover the following subjects:

Census Tracts, Nativity and Parentage, Nonwhite Population by Race, Persons of Spanish Surname, Institutional Population, Differential Fertility, Labor Force Characteristics, Occupation, Industry, Income, Internal Migration, Education, Characteristics of Families and Households.

UNITED STATES CENSUS of HOUSING : 1950
U. S. DEPARTMENT OF COMMERCE
CHARLES SAWYER, Secretary

BUREAU OF THE CENSUS
ROY V. PEEL, Director



BLOCK STATISTICS

**UTICA
NEW YORK**

*Prepared under the supervision of
Howard G. Brunzman, Chief
Population and Housing Division*

1950 HOUSING CENSUS REPORT
VOLUME V, PART 200

UNITED STATES GOVERNMENT PRINTING OFFICE 1952

BLOCKS • CENSUS TRACTS



BUREAU OF THE CENSUS

ROY V. PEEL, *Director*

A. ROSS ECKLER, *Deputy Director*
HOWARD C. GRIEVES, *Assistant Director*
CONRAD TAEUBER, *Assistant Director*
MORRIS H. HANSEN, *Assistant Director for Statistical Standards*
ROBERT Y. PHILLIPS, *Assistant Director for Operations*
CALVERT L. DEDRICK, *Coordinator, International Statistics*
FRANK R. WILSON, *Information Assistant to the Director*

Population and Housing Division—

HOWARD G. BRUNSMAN, *Chief*
WAYNE F. DAUGHERTY, *Assistant Chief for Housing*
ROBERT B. VOIGHT, *Assistant Chief for Operations*
HENRY S. SHRYOCK, Jr., *Assistant Chief for Population*
EDWIN D. GOLDFIELD, *Program Coordinator*

Quality and Equipment Statistics—Robert C. Hamer, *Chief*
Inventory Statistics—Carl A. S. Coan, *Chief*
Developmental Programs—J. Hugh Rose, *Chief*
Residential Financing—Junia H. Honnold, *Chief*
Territories and Possessions—Joel Williams, *Chief*
Statistical Sampling—Joseph Steinberg, *Chief*
Statistical Procedure—Morton A. Meyer, *Chief*
Processing Operations—Milton D. Lieberman, *Chief*

Administrative Service Division—WALTER L. KEHRES, *Chief*
Agriculture Division—RAY HURLEY, *Chief*
Budget Officer—CHARLES H. ALEXANDER
Business Division—HARVEY KAILIN, *Acting Chief*
Field Division—LOWELL T. GALT, *Chief*
Foreign Trade Division—J. EDWARD ELY, *Chief*
Geography Division—CLARENCE E. BATSCHELET, *Chief*
Governments Division—ALLEN D. MANVEL, *Chief*
Industry Division—MAXWELL R. CONKLIN, *Chief*
Machine Tabulation Division—C. F. VAN AKEN, *Chief*
Personnel Division—HELEN D. ALMON, *Chief*

SUGGESTED IDENTIFICATION

U. S. Bureau of the Census. *U. S. Census of Housing: 1950. Vol. V, Block Statistics, Part 200.*
U. S. Government Printing Office, Washington, D. C., 1952

For sale by the Superintendent of Documents, U. S. Government Printing Office, Washington 25, D. C.,
or any of the Field Offices of the Department of Commerce - Price 15 cents

PREFACE

This report presents statistics on characteristics of dwelling units by blocks for the city. The tabulations are based on data from the 1950 Census of Housing, taken as of April 1, 1950. Authorization for the 1950 Census of Housing as part of the Seventeenth Decennial Census was provided by the Housing Act of 1949, approved July 15, 1949.

The major portion of the information compiled from the 1950 Census of Housing appears in Volume I, *General Characteristics*; Volume II, *Nonfarm Housing Characteristics*; Volume III, *Farm Housing Characteristics*; Volume IV, *Residential Financing*; and Volume V, *Block Statistics*. Volume V consists of separate reports, issued as bulletins for each of the 209 cities which in 1940 or in a subsequent census had a population of 50,000 or more. These reports will not be bound into a single publication.

The subjects covered in both the 1950 and 1940 reports on characteristics of dwelling units by blocks are substantially similar.

This report was prepared under the direction of Howard G. Brunzman, Chief, Population and Housing Division, and Wayne F. Daugherty, Assistant Chief for Housing. Robert C. Hamer, Chief, Quality and Equipment Statistics Section, was in charge of coordinating the content and the format of the report with assistance from Carl A. S. Coan, Chief, Inventory Statistics Section; Floyd D. McNaughton, Chief, Equipment and Facilities Unit; Beulah Washabaugh, Chief, Tenure and Vacancy Unit; and Walter A. Hines. The compilation of the statistics was under the supervision of Robert B. Voight, Assistant Chief for Operations.

The collection of the information on which these statistics are based was under the supervision of Lowell T. Galt, Chief, Field Division. The geographic work, including the assignment of all block numbers and the preparation of maps, was under the supervision of Clarence E. Batschelet, Chief, Geography Division. The data were tabulated under the supervision of C. F. Van Aken, Chief, Machine Tabulation Division.

March 1952.

UTICA, N. Y.

CONTENTS

INTRODUCTION

	Page		Page
General.....	1	Definitions and explanations—Continued	
Related reports.....	1	Condition and plumbing facilities.....	2
Census tracts.....	1	Persons per room.....	2
Use of data.....	1	Color of occupants.....	2
Comparability with 1940 Housing Census data.....	1	Contract monthly rent.....	2
Definitions and explanations.....	1	Value of one-dwelling-unit structures.....	2
Dwelling unit.....	1	Number reporting.....	2
Occupancy and tenure.....	2	Block identification.....	2

TABLES

	Page
Table 1.—Characteristics of housing for the city: 1950.....	3
Table 2.—Characteristics of housing by census tracts: 1950.....	3
Table 3.—Characteristics of housing for census tracts, by blocks: 1950.....	4

Map of city, by blocks, appears following last page of tables.

BLOCK STATISTICS

INTRODUCTION

GENERAL

Volume V of the Reports on Housing consists of a separate report for each of the 209 cities which in 1940, or in a subsequent census prior to 1950, had a population of 50,000 or more. Each report presents for the city, by blocks, tabulations for a limited number of subjects obtained in the Census of Housing. The subjects in these reports are similar to those in the block statistics supplements to Volume I of the reports of the 1940 Census of Housing. The subjects in this report present the number of dwelling units classified by occupancy and tenure, condition and plumbing facilities, persons per room, color of occupants, average contract monthly rent of renter-occupied and selected vacant units, and the average value of one-dwelling-unit owner-occupied and selected vacant structures. In table 1, the statistics for these subjects are summarized for the city. Table 2 contains the statistics for census tracts. In table 3, the data are presented by blocks within census tracts. Maps identifying the location of each block and the census tract boundaries are a part of this report.

Related reports.—Related statistics for this city are contained in the Reports on Housing, Volume I, *General Characteristics*; and in the Reports on Population, Volume I, *Number of Inhabitants*, and Volume II, *Characteristics of the Population*.

The Reports on Housing for each State in Volume I present data on the characteristics of dwelling units for the State by residence (urban, rural nonfarm, and rural farm), for standard metropolitan areas, urbanized areas, counties, for urban places, places of 1,000 to 2,500 inhabitants, and rural-nonfarm and rural-farm dwelling units for each county. Each report includes the following subjects: occupancy, tenure, race of occupants, type of structure, year built, condition and plumbing facilities, water supply, toilet and bathing facilities, number of rooms, number of persons, persons per room, electric lighting, heating equipment, heating and cooking fuels, refrigeration equipment, kitchen sink, radio, television, and, for nonfarm units, the contract monthly rent, gross monthly rent, and value of one-dwelling-unit structures.

Volume I of the Reports on Population shows the 1950 population of each county and of each minor civil division within the county. It also contains figures for each incorporated place, for each unincorporated place with 1,000 or more inhabitants, and for incorporated places of 5,000 or more by wards. A special series of tables presents data for each urbanized area giving the incorporated places and portions of minor civil divisions within it.

Volume II of the 1950 Population Reports contains statistics on the general characteristics of the population. Chapter A of this volume repeats the figures on number of inhabitants as shown in Volume I; Chapter B presents demographic, economic, and social characteristics of the population; and Chapter C gives more detailed cross-classifications for States and large cities and standard metropolitan areas.

Census tracts.—Census tracts are small areas into which certain large cities have been subdivided for statistical and local administrative purposes. In most cases the tracts are permanently established, so that comparison may be made from census to census. The boundaries of tracts are established so as to include approximately equal numbers of inhabitants or equal areas; and each tract is designed to represent an area that is fairly

homogeneous in population characteristics. Although the tracted areas of some cities extend into the suburbs, the data shown in this report are restricted to the tracts within the corporate limits of the city.

Use of data.—The tabulation of housing characteristics for areas as small as city blocks provides descriptive material of considerable value for technical studies of housing in the city. The statistics will be useful in compiling totals for special types of areas that may be defined to meet the requirements of individual investigators. Users of the data should bear in mind that in practically all cases the data for a given block represent the work of only one enumerator. Consequently, housing characteristics for blocks are subject to a wider margin of error than is to be expected in the figures for tracts or wards which represent returns made by a number of enumerators. Misinterpretation of instructions by one enumerator may cause a significant bias in the statistics for a block even though it may have a negligible effect upon the figures for larger areas. In particular, the enumeration of "condition" depended to a considerable extent upon the judgment of the individual enumerator. Also, failure to indicate the correct block number for a significant number of dwelling units may introduce errors into the block data.

Comparability with 1940 Housing Census data.—In the 1940 Census of Housing, reports entitled "Block Statistics" were issued as supplements to the first series of Housing bulletins. These supplements consisted of separate reports for each of the 191 cities which had 50,000 inhabitants or more in 1930.

In the 1950 reports, the block numbers used are different, in most cases, from those used in the 1940 reports. Therefore, to compare 1940 and 1950 data for a given block, it is necessary to locate the block on the maps to obtain the corresponding 1940 and 1950 block numbers.

The subjects in both the 1940 and 1950 reports are substantially similar. However, data on number of structures, year built, and mortgage status have been omitted from the 1950 report. Furthermore, in the 1940 reports average contract or estimated monthly rent was reported for all dwelling units while in 1950 average contract monthly rent is reported for some, and average value for other, dwelling units.

DEFINITIONS AND EXPLANATIONS

More detailed and complete definitions are presented in Volume I of the Housing Reports.

Dwelling unit.—In general, a dwelling unit is a group of rooms or a single room, occupied or intended for occupancy as separate living quarters, by a family or other group of persons living together or by a person living alone.

A group of rooms, occupied or intended for occupancy as separate living quarters, is a dwelling unit if it has separate cooking equipment or a separate entrance. A single room, occupied or intended for occupancy as separate living quarters, is a dwelling unit if it has separate cooking equipment or if it constitutes the only living quarters in the structure. Also, each apartment in a regular apartment house is a dwelling unit even though it may not have separate cooking equipment. Excluded from the dwelling unit count are large rooming houses, institutions, dormitories, and transient hotels and tourists courts.

In the 1940 Census, a dwelling unit was defined as the living quarters occupied or intended for occupancy by one household.

A household consisted of a family or other group of persons living together with common housekeeping arrangements, or a person living entirely alone. However, the enumerator was not explicitly instructed to define rooms as dwelling units on the basis of cooking equipment or separate entrance.

The number of dwelling units in the 1950 Census may be regarded as comparable with the number of dwelling units in the 1940 Census. Some living quarters may have been classified as separate dwelling units in the one census and not in the other. Further, in the 1950 Census, living quarters with five or more lodgers were not tabulated as dwelling units; generally, such quarters were included in the 1940 dwelling unit count. However, the net effect of these changes is probably small.

Occupancy and tenure.—Dwelling units are classified by occupancy and tenure into four groups: owner-occupied; renter-occupied; vacant nonseasonal not dilapidated, for rent or sale; and other vacant and nonresident. A dwelling unit is classified as owner-occupied if it was owned wholly or in part by the head of the household or by some related member of his family living in the dwelling unit. All other occupied units are classified as renter-occupied whether or not cash rent was actually paid for living quarters. Rent-free units and living accommodations received in payment for services performed are thus included with the renter-occupied units.

A dwelling unit is considered vacant if no persons are living in it at the time of enumeration. New units not yet occupied were enumerated as vacant dwelling units if construction had proceeded to the extent that all the exterior windows and doors were installed and final usable floors were in place. The classification "Vacant nonseasonal not dilapidated, for rent or sale" is descriptive of the vacant dwelling units reported in this classification. "Other vacant and nonresident" units include all dilapidated and seasonal vacant units as well as the not dilapidated units which were not for rent or sale.

Because of changes in enumeration procedures, the counts of total vacant units in 1940 and 1950 are not strictly comparable. In 1940, vacant units were enumerated if they were habitable; units uninhabitable and beyond repair were excluded from the enumeration. In 1950, units were included regardless of condition if they were intended for occupancy as living quarters. Therefore, no comparison should be made between the data on "vacant nonseasonal not dilapidated, for rent or sale" units from the 1950 Census and data in the 1940 Census reports.

In both censuses, dwelling units occupied entirely by non-residents were included with vacant units not for rent or sale. Trailers, tents, houseboats, and railroad cars which were vacant were excluded from the dwelling unit inventory in both 1950 and 1940.

Condition and plumbing facilities.—Data on condition of a dwelling unit are shown in combination with data for selected plumbing facilities and are, therefore, limited to units for which both condition and plumbing facilities are reported. Plumbing facilities include water supply, toilet facilities, and bathing facilities.

The category "with private bath" includes those dwelling units reported with both a flush toilet and a bathtub or shower inside the structure for the exclusive use of the occupants of the unit. The category "no private bath" includes those dwelling units not having private flush toilet or not having private bathing facilities. The "no running water" category includes units with only piped running water outside the structure or with only other sources such as a hand pump.

A dwelling unit is "dilapidated" when it is run-down or neglected, or is of inadequate original construction, so that it does not provide adequate shelter or protection against the elements or it endangers the safety of the occupants.

Persons per room.—The number of persons per room has been computed for each occupied dwelling unit by dividing the number

of persons in the dwelling unit by the number of rooms in the dwelling unit. All persons enumerated in the Population Census as members of the household (including lodgers, servants, and other nonrelated persons) are counted in determining the number of persons that occupy the dwelling unit. The number of rooms in the dwelling unit includes all rooms available for living quarters throughout the year. Not counted as rooms are bathrooms, closets, pantries, halls, screened porches, and unfinished rooms in the basement and attic.

Color of occupants.—Occupied dwelling units are classified by color of head of household according to the definition used in the 1950 Census of Population. The group designated as "non-white" consists of Negroes, Indians, Japanese, Chinese, and other nonwhite races. Persons who are not definitely Indian or of other nonwhite race are classified as white.

Contract monthly rent.—Contract monthly rent is the rent, at the time of enumeration, contracted for by the renter regardless of whether it includes furniture, heating fuel, electricity, cooking fuel, water, or personal services.

Monthly rent for vacant dwelling units is the amount asked for the dwelling unit at the time of enumeration. The average monthly rent relates to renter-occupied dwelling units and vacant nonseasonal not dilapidated units for rent. Dwelling units which are occupied "rent-free" are not included with the units reporting rent.

Value of one-dwelling-unit structures.—Average value is shown for owner-occupied dwelling units and vacant nonseasonal not dilapidated units which are for sale only. Value is shown only if the unit is in a one-dwelling-unit structure without business and if it is the only dwelling unit included in the property. The value represents the amount for which the owner estimates that the property, including such land as belongs with it, would sell under ordinary conditions and not at a forced sale. For vacant units, value is the sale price asked by the owner.

Number reporting.—Occupancy and tenure are reported for all dwelling units, and color of occupants is reported for all occupied units. The corresponding distributions for these subjects in table 1 are based on all dwelling units and on occupied units, respectively. For all other subjects, the distributions are based on the units for which the specific characteristics are reported, that is, the "Number reporting."

The number of dwelling units for which the enumerator obtained no report on a particular item is shown for the city totals only; however, the number "not reported" can easily be derived for each area in tables 2 and 3 by subtracting the number reporting from the total number of dwelling units (or total occupied).

Block identification.—A map or series of maps is included in this report showing block numbers for each block, number and letter designations for tracts, and the names of principal streets.

Blocks are identified by serial numbers, a separate series of numbers being used for each tract. Thus, the location of each block for which data are presented in table 3 may be determined by referring to the tract and block number shown on the map. Similarly, data for a specific block may be located in the table by reference to the map for identification numbers of the tract and block.

If no dwelling units are reported for a block, the block number is not listed in table 3, although it is shown on the map. Dwelling units for which the block number was not reported are indicated in the table by the symbol "NR." Detailed data are not shown for such dwelling units, nor for blocks containing fewer than three dwelling units. Average monthly rent is not shown when the monthly rent was reported for fewer than three dwelling units. Average value is not shown when the value of one-dwelling-unit properties was reported for fewer than three dwelling units. All dwelling units are included, however, in the statistics for the city and for each tract.

Table 1.—CHARACTERISTICS OF HOUSING FOR THE CITY: 1950

Subject	Number	Percent	Subject	Number	Percent
OCCUPANCY AND TENURE			PERSONS PER ROOM		
All dwelling units.....	30,408	100.0	Occupied dwelling units.....	29,856	...
Owner occupied.....	13,039	42.9	Number reporting.....	29,856	100.0
Renter occupied.....	16,817	55.3	1.50 or less.....	29,261	98.7
Vacant nonseasonal not dilapidated, for rent or sale.....	272	0.9	1.51 or more.....	395	1.3
Other vacant and nonresident.....	280	0.9	Not reported.....	200	...
CONDITION AND PLUMBING FACILITIES			CONTRACT MONTHLY RENT		
All dwelling units.....	30,408	...	Renter-occupied, and vacant nonseasonal not dilapidated units, for rent—Number reporting.....	16,379	...
Number reporting.....	29,919	100.0	Total contract monthly rent..... dollars..	539,407	...
With private bath, not dilapidated.....	25,037	83.7	Average monthly rent..... dollars.....	32.93	...
No private bath, with running water, not dilapidated.....	3,710	12.4	VALUE OF ONE-DWELLING-UNIT STRUCTURES		
No running water or dilapidated.....	1,172	3.9	Owner-occupied, ¹ and vacant nonseasonal not dilapidated units, for sale only—Number reporting.....	5,980	...
Condition or plumbing facilities not reported.....	489	...	Total value or sale price..... dollars..	60,116,200	...
No private bath or dilapidated.....	4,882	16.3	Average value..... dollars.....	10,053	...
COLOR OF OCCUPANTS					
Occupied dwelling units.....	29,856	100.0			
White.....	29,474	98.7			
Nonwhite.....	382	1.3			

¹Restricted to 1-dwelling-unit properties.

Table 2.—CHARACTERISTICS OF HOUSING BY CENSUS TRACTS: 1950

Census tract	All dwelling units by occupancy and tenure					All dwelling units by condition and plumbing facilities			Occupied dwelling units			Contract monthly rent ¹		Value ² of one-dwelling-unit structures		
	Total	Owner occupied	Renter occupied	Vacant nonseasonal not dilap., for rent or sale	Other vacant and non-resident	Number reporting	No private bath or dilap.	No running water or dilap.	Total	Persons per room	Occupied by non-white	Number reporting	Average monthly rent (dollars)	Number reporting	Average value (dollars)	
TOTAL	30408	13039	16817	272	280	29919	4882	1172	29856	29656	395	382	16379	32.93	5980	10,053
1	124	39	84		1	121	57	33	123	123	5	26	74	25.62	22	4,195
2	893	216	648	5	24	878	461	195	864	857	50	233	634	23.36	69	3,528
3	804	184	598	16	6	793	319	50	782	778	29	39	583	28.45	51	6,631
4	906	175	699	20	12	884	247	42	874	865	21	1	699	41.01	64	12,306
5	481	68	403	5	12	472	315	120	471	470	15	50	399	21.85	5	6,400
6	635	241	379	3	12	632	176	71	620	618	10		367	24.61	79	5,969
7	2432	754	1612	38	28	2377	221	26	2366	2347	30	2	1596	42.07	237	8,574
7-A	1622	957	637	7	21	1602	38	9	1594	1577	5	1	595	48.25	582	11,731
7-B	417	181	231	1	4	413	65	35	412	409	5	3	224	23.61	42	6,602
8	2040	660	1356	14	10	2012	553	61	2016	2008	30	4	1333	23.47	64	7,201
8-C	2005	568	1407	12	18	1974	692	103	1975	1962	39	12	1373	23.61	82	6,458
9	1857	677	1140	17	23	1834	498	131	1817	1811	22	2	1111	23.58	194	6,018
10	1256	314	894	32	16	1195	388	80	1208	1196	32	2	894	34.50	93	6,464
11	1008	314	670	14	10	988	168	36	984	970	19		635	34.34	62	10,354
11-A	1502	585	901	3	13	1481	63	23	1486	1470	6	2	864	44.71	227	9,954
11-B	481	315	159	4	4	467	12	3	474	466	3		151	40.72	196	9,347
11-C	1360	532	811	3	13	1328	120	53	1343	1332	14		783	32.70	132	6,521
12	1134	699	422	10	3	1128	14	3	1121	1114	1		415	38.36	311	9,196
12-A	404	139	260	3	2	399	11	7	399	397	8		261	33.11	90	12,313
12-B	1534	794	721	13	6	1511	53	11	1515	1502	11	2	695	29.73	299	7,863
13	741	545	186	6	9	736	5	3	731	729	1	1	172	36.88	389	13,132
13-C	1107	694	401	1	6	1089	49	9	1095	1092	3		393	31.18	425	8,774
14	875	522	347	4	2	868	29	4	869	868	5		329	33.28	299	8,560
14-A	4					4			4	4			4	67.25		
14-C	1880	777	1074	14	15	1868	213	21	1851	1847	17		1063	36.97	269	7,393
15	395	177	211	5	2	393	56	25	388	386	6		205	37.43	124	12,012
16	435	304	116	8	7	430	23	3	420	418	4	2	109	32.79	257	9,278
16-A	931	787	135	7	2	923	18	8	922	915	3		120	57.01	723	14,570
16-B	1145	821	311	7	6	1129	18	7	1132	1126	1		298	43.96	593	11,037

¹For renter-occupied dwelling units and vacant nonseasonal not dilapidated units, for rent.
²For owner-occupied dwelling units and vacant nonseasonal not dilapidated units, for sale only.

HOUSING—BLOCK STATISTICS

Table 3.—CHARACTERISTICS OF HOUSING FOR CENSUS TRACTS, BY BLOCKS: 1950

[Detailed statistics not shown for blocks containing fewer than 3 dwelling units, nor for dwelling units not allocated by blocks (designated by NR)]

Census tract	Block	All dwelling units by occupancy and tenure					All dwelling units by condition and plumbing facilities			Occupied dwelling units			Contract monthly rent ¹		Value ² of one-dwelling-unit structures		
		Total	Owner occupied	Renter occupied	Vacant non-seasonal not dilap., for rent or sale	Other vacant and non-resident	Number reporting	No private bath or dilap.	No running water or dilap.	Total	Persons per room		Occupied by non-white	Number reporting	Average monthly rent (dollars)	Number reporting	Average value (dollars)
											Number reporting	1.51 or more					
1	3	17	8	9		16			17	17			7	40.85	4	4,625	
	6	7		7		7	1		7	7	1	1	7	44.71			
	13	8	3	5		8	2	2	8	8			5	25.40	2		
	14	2															
	15	4	1	3		4	3		4	4			3	25.00			
	16	33	1	32		32	22	18	33	33	2	19	29	18.48			
	17	6		6		6	4	2	6	6	1	4	5	22.00			
	18	12	5	7		12	7	4	12	12			4	22.75	2		
	19	6	2	3		6	6	5	5	5			3	13.00			
	21	23	14	9		22	7	1	23	23	1	1	9	31.88	10	3,730	
	22	2															
	23	2															
	24	2															
	2	1	13	6	7		13	3		13	13	1		7	29.14	2	
		3	12	3	9		12	8	3	12	12			9	14.66	2	
		7	145	1	144		145			145	144	13	106	144	37.76		
		8	40	2	32		40	33	23	34	34	4	12	31	14.38		
		12	8	7	1		8	1	1	8	8	1		1		6	4,333
		13	21	17	4		21	7		21	21			4	32.50	12	3,416
		14	26	15	10		26	3		25	25			8	18.87	4	3,750
		15	43	21	22		42	16	3	43	43			20	23.50	6	2,750
		17	46	18	27		41	23	4	45	45	4		25	16.00	9	3,222
		18	55	29	25	1	53	18	1	54	54			22	20.45	11	3,045
		19	110	40	64		110	76	16	104	104	4		64	14.59	13	2,807
20		32	8	23	1	32	27	5	31	31	2		23	14.43			
21		70	15	54		70	55	1	69	69	1		52	15.36			
22		32	3	29		32	25	10	32	32	2		27	14.44			
23		23	5	18		23	18	16	23	23	3		18	17.27	2		
24		47	4	43		45	38	4	47	44	2		43	16.46			
25		66	10	56		64	41	35	66	64	4		55	27.54	1		
26		89	10	72		86	60	38	82	81	9	15	71	23.52	1		
27		10	1	6	1	10	7		7	7	4		6	35.00	1		
28		5	1	2	2	5	2	1	3	3			4	26.00			
3		3	1				1			1	1						
		7	18	3	14		17	6	3	17	17	2	2	12	29.33		
		8	2				2			2	2						
		9	31	4	27		31	14	6	31	31			27	22.07	1	
		10	74	4	67	3	73	39	8	71	71	3	2	67	22.34	1	
		12	6	1	5		6	4		6	6	1		5	55.40		
		14	6	1	4	1	6	4		5	5			5	44.00		
		17	6	2	4		4	1		6	4			4	22.50		
	18	14		14		14	6		14	14	1		13	26.15			
	19	1				1			1	1							
	20	6	1	4		6	2		5	4			2				
	21	14	1	13		14	11		14	14			11	16.45			
	22	29	9	18		28	6		27	27			18	35.38		5,750	
	23	67	21	44	1	66	23		65	64	4	2	44	32.40	10	4,770	
	24	47	13	33		47	15		46	46	2	2	30	37.03	8	7,812	
	25	63	12	49		63	32		61	61	12	2	50	32.38	2		
	26	74	22	50		73	32	5	72	72	4		51	26.64	5	5,300	
	27	45	13	31	1	44	20	2	44	44	2	2	29	23.51	3	4,000	
	28	3		1		3			3	3			1				
	29	20	1	19		20	16	1	20	20	1		19	17.73			
30	7	2	5		7	3	3	7	7	1		5	23.00	1			
31	82	19	62	1	81	37	13	81	81	4		61	25.42	5	8,200		
32	55	9	45		55	10		54	54			43	40.25	4	9,125		
33	64	20	43	1	63	13	3	63	63	1	1	43	28.88	4	6,625		
34	47	16	30	1	46	14	2	46	46			29	22.13	3	5,500		
35	22	8	13		22	14	4	21	21	1		13	18.69				
4	8	1				1			1	1							
	10	1				1			1	1							
	11	21		18		19	6		21	20	1		17	32.41	2		
	12	13	1	11	1	12	3		12	11			10	41.10			
	13	21	1	20		20	8	2	21	21			20	26.25			
	14	49	11	34	3	43	8	1	45	42	9		37	39.24	4	6,125	
	15	25	4	21		24	2		25	24	1		21	33.47			
	16	45	19	26		45	5		45	45			26	37.50	7	7,320	
	17	88	28	59	1	88	30	3	87	86	4		59	44.71	12	9,583	
	19	58	8	50		58	23	3	58	58	5	1	50	38.94	2		
	20	43	13	29	1	43	19	3	42	42	1		25	42.76	5	7,660	
	21	23	1	17	5	23	8	2	18	18			17	41.23			
	22	9		9		9			9	9			9	35.11			
	23	34	4	29	1	31	11		33	32			29	43.58			
	24	17	3	14		17			17	16			13	45.76	2		
	25	53	12	39	1	53	17	2	51	51			39	47.84	3	18,333	
	26	72	13	54	4	72	14		67	67			58	47.24	4	11,500	
27	42	8	32	1	41	18	5	40	40			33	42.60	3	7,333		
28	171	11	151	1	164	54	11	162	162	1		151	40.77	3	25,000		
29	79	17	62		79	18	10	79	79			61	38.55	6	13,000		
30	41	17	23	1	41	3	3	40	40			23	42.08	10	22,350		

¹For renter - occupied dwelling units and vacant nonseasonal not dilapidated units, for rent.
²For owner - occupied dwelling units and vacant nonseasonal not dilapidated units, for sale only.

Table 3.—CHARACTERISTICS OF HOUSING FOR CENSUS TRACTS, BY BLOCKS: 1950—Con.

Census tract	Block	All dwelling units by occupancy and tenure					All dwelling units by condition and plumbing facilities			Occupied dwelling units			Contract monthly rent ¹		Value ² of one-dwelling-unit structures		
		Total	Owner occupied	Renter occupied	Vacant non-seasonal not dilap., for rent or sale	Other vacant and non-resident	Number reporting	No private bath or dilap.	No running water or dilap.	Total	Persons per room		Occupied by non-white	Number reporting	Average monthly rent (dollars)	Number reporting	Average value (dollars)
											Number reporting	1.61 or more					
5	4	16	1	15		14	13	7	16	16	1	15	15	228.6			
	5	40	7	32		40	31	16	39	39	1	29	29	225.5			
	8	15	3	12		15	8		15	15	1	11	11	218.1			
	9	12	4	8		12	2		12	12	1	8	8	316.2			
	10	66	5	58		63	39	44	63	63	1	35	56	234.2			
	11	103	10	93		102	81	16	103	103	1	55	92	197.5			
	12	26	3	23		26	17	14	26	26	1	23	23	256.5	1		
	13	64	8	53		63	48	14	64	64	1	55	55	188.9			
	14	68	13	52	2	67	39	9	68	68	1	55	55	192.0		2	
	15	49	13	36		48	26	14	49	49	1	36	36	216.9		2	
	16	5	1	4		5	2		5	5	1	1	3	266.6			
	18	17		17		17	9		17	17	1	16	16	347.5			
	6	1	6	4	2		6	5	3	6	6	1	2	2	17.79	2	
		3	44	21	34		61	34	23	55	55	1	34	34	17.00	3	3,333
		4	61	11	33		44	25	7	44	44	1	33	33	17.00		
		5	18	8	10		18	8	4	18	18	1	10	10	18.70	4	4,675
		6	43	18	25		43	4	1	43	43	1	22	22	28.31	7	5,600
		7	36	17	18		36	7	16	36	36	1	16	16	30.68	5	5,600
8		88	30	56		88	22	13	88	88	1	54	54	27.72	7	15,857	
9		67	38	29		66	13		67	67	1	28	28	19.28	19	4,552	
10		82	47	34		81	3		81	81	1	28	28	23.75	21	4,904	
11		69	22	46	1	69	8		68	68	1	47	47	336.3	4	7,000	
12		27	8	18	1	27	12	1	26	26	1	18	18	233.3	1		
13		8	1	6		7	5		7	7	1	6	6	19.16			
14		21	7	14		21	5		21	21	1	14	14	26.71	3	6,500	
15		44	6	37		44	16	10	43	43	1	37	37	20.51	3	5,233	
16		21	3	17	1	21	9	8	20	20	1	18	18	32.38			
7-A		1	149	20	122	7	146	27	2	142	140	4	127	127	30.98	10	7,300
		2	141	37	96	4	135	22	3	133	131	3	93	93	43.64	7	9,114
		3	27	7	20		25	5		27	26	2	19	19	41.73	1	
	4	43	16	26	1	41	1		42	40	2	25	25	48.16	4	6,300	
	5	74	13	58	3	72	7		71	71	1	59	59	51.62	5	8,500	
	6	2				2			2	2							
	7	36		36		36	2		36	36			35	48.91			
	8	39	3	35		37	9		38	38		1	35	43.62			
	9	111	15	93		110	14		108	107	1	91	91	38.75	4	11,500	
	10	125	38	82	3	125	25	3	120	120	1	81	81	44.82	9	9,833	
	11	100	40	58		97	13		98	98	3	57	57	35.31	12	5,541	
	12	103	43	58	1	97	12		102	101		58	58	32.81	15	6,153	
	13	80	30	49	1	79	4		79	79		49	49	39.10	7	5,285	
	14	85	39	45		84	11		84	84		45	45	29.64	15	6,426	
	15	99	39	60		97	7		99	95	1	58	58	33.96	7	6,928	
	16	100	44	51		99	7		99	95	1	50	50	39.18	17	6,852	
	17	33	18	13		33	4		33	31		15	15	42.00	6	8,166	
	18	97	16	79	2	97	11	3	95	94	1	79	79	54.77	6	8,083	
	19	265	34	222	8	262	16	1	256	256	1	225	225	47.16	13	12,000	
	20	50	18	32		49	3		50	50	1	32	32	57.68	8	14,250	
21	50	23	26	1	49	1	1	49	48	1	24	24	57.75	11	13,272		
22	127	47	78	2	125	7	4	125	124	1	71	71	44.94	16	11,187		
23	169	52	112	3	167	8	5	164	161	4	109	109	44.05	8	11,437		
24	83	44	36	1	78	1		80	80		36	36	36.44	13	7,523		
25	72	42	28		66	1		70	70		28	28	36.00	20	7,335		
26	63	22	41		63	1	1	63	63	1	40	40	36.07	5	6,900		
27	36	12	24		35			36	35		23	23	38.30	2			
28	73	41	31	1	71	5	3	72	71	1	31	31	31.03	16	8,656		
7-B	2	91	42	46	1	91	2		88	87		46	46	36.39	6	11,833	
	3	62	41	21		61	1		62	61		20	20	42.80	20	11,850	
	4	78	44	34		69	1		78	76		32	32	45.84	16	10,000	
	5	39	9	30		38	1		39	39		27	27	47.25	2		
	6	83	36	44	1	82	2	2	80	78		40	40	54.82	20	14,925	
	7	40	24	14	1	38	1		38	38		13	13	49.76	18	12,250	
	8	106	49	57		106	14	3	106	105		53	53	48.18	24	18,125	
	9	21	14	5		21	1	1	19	19		4	4	52.50	11	9,818	
	10	27	17	10		27	1		27	27		9	9	48.22	15	12,033	
	11	49	19	29	1	48	1	1	48	48		27	27	54.03	6	9,166	
	12	75	32	40		75	5		72	72	1	39	39	49.43	7	10,642	
	13	53	19	31		52			50	50		29	29	63.34	11	16,363	
	14	11	9	1		11			10	10					7	21,857	
	22	1															
	23	1															
	24	30	24	6		29	1	1	30	29	1	5	5	52.60	20	15,225	
	25	22	20	2		22	8		22	22		19	19	17.947	19	17,947	
	26	8	6	2		8			8	8		5	5	11.600	5	11,600	
27	25	18	6		25		1	24	24		6	6	35.33	15	9,733		
28	20	19	6	1	20			19	19		1	1		18	9,305		
29	37	33	4		37			37	37		3	3	46.00	31	9,661		
30	3	3			3			3	3		3	3		3	10,166		
31	15	15			15			15	15		15	15		15	10,826		
32	22	19	3		22			22	22		3	3	56.00	15	9,626		
33	20	20			20			20	18	1	19	19		19	12,078		

¹For renter - occupied dwelling units and vacant nonseasonal not dilapidated units, for rent.
²For owner - occupied dwelling units and vacant nonseasonal not dilapidated units, for sale only.

HOUSING—BLOCK STATISTICS

Table 3.- CHARACTERISTICS OF HOUSING FOR CENSUS TRACTS, BY BLOCKS: 1950—Con.

Census tract	Block	All dwelling units by occupancy and tenure					All dwelling units by condition and plumbing facilities			Occupied dwelling units			Contract monthly rent ¹		Value ² of one-dwelling-unit structures		
		Total	Owner occupied	Renter occupied	Vacant non-seasonal not dilap., for rent or sale	Other vacant and non-resident	Number reporting	No private bath or dilap.	No running water or dilap.	Total	Persons per room	Occupied by non-white	Number reporting	Average monthly rent (dollars)	Number reporting	Average value (dollars)	
7-B	34	22	21						21	20					19	11,631	
	35	38	20	17		1			37	36			16	50.37	3	11,333	
	36	44	29	14		1			43	43			12	47.50	21	10,571	
	37	39	26	13					39	39			11	43.72	16	10,968	
	38	28	22	6					28	28	1		5	39.00	19	11,631	
	39	48	23	25					48	48			23	41.65	19	9,894	
	40	52	31	20	1				52	52			20	37.95	18	8,861	
	41	90	41	48		1			90	89			46	48.30	12	9,583	
	42	37	22	15					37	37			15	64.73	15	12,433	
	43	40	19	20					39	38		1	20	46.70	12	11,375	
	44	79	53	25	1				79	78			22	46.81	28	10,535	
	45	45	29	16					45	45			16	44.87	20	10,350	
	46	30	23	7					30	30			7	54.28	20	9,475	
	47	42	30	11		1			42	41			10	43.30	17	11,470	
	48	5	5						5	5					4	11,875	
	49	40	27	13					40	40	1		12	48.83	12	9,916	
	50	4	4						4	4			4		4	10,875	
	8-A	3	2														
		4	1														
		5	3	1	2				3	3							
6		8	2	5		1		7	7				5	17.80			
9		2															
12		4	3	1				4	4				1		2		
13		11	5	6				11	11				6	32.83	5		
14		20	13	7				20	20	1			7	26.71	1	6,600	
15		9	5	4				9	9				4	22.25	1		
16		21	11	10				21	21				10	20.20	1		
17		16	5	11				16	15	1			11	18.00	1		
18		4	2	2				4	4				2		1		
19		24	7	17				24	24				7	20.70	1		
20		54	19	35				54	54				17	24.17	2		
21		13	4	9				13	13	2	2		9	24.22	2		
22		12	7	5				12	12				5	30.00	2		
23		4	3	1				4	4				1		2		
24		4	3	1				4	4				1		1		
26		10	2	8				10	7	5		1	3	21.28	1		
27		4	2	2				4	4	2			4	14.25			
28	26	11	15				26	26	3			15	21.86				
29	17	11	6				17	17	7			15	22.50	5	4,400		
30	63	31	32	1	1		61	63	12	3		31	23.00	2			
32	14	7	7				14	14	3			6	22.00	4	9,500		
33	4	2	2				4	4	1			1		1			
34	6	1	5				6	6				5	21.00				
35	13	8	5				13	13	6			3	31.33	5	6,560		
36	13	9	4				13	13	6			4	57.50	4	9,875		
8-B	1	45	5	40			44	25	3	45	45		36	17.44			
	2	36	4	32			36	25		36	36		32	19.21			
	3	32	6	26			32	18		32	32		26	15.23			
	4	8	2	5			8	7		8	8		6	31.83			
	5	10	2	7	1		10	7		9	9		8	17.00			
	6	21	5	16			21	11	7	21	21	2	16	20.56			
	7	69	12	57			69	40		69	69		55	16.76			
	8	79	19	60			79	48		79	79	1	60	18.03	3	4,833	
	9	45	9	35			45	31		44	44		35	17.85	1		
	10	152	22	128	1	1	151	91	15	150	150	2	128	20.33	1		
	11	46	8	37	1		46	8		45	45		2				
	12	55	5	49		1	54	38	3	54	54		4	37	23.48		
	13	57	13	42	2		57	22	3	54	54		4	49	21.24		
	14	59	17	39	1	2	57	19	12	55	55		1	44	20.70		
	15	49	13	34			49	13	5	56	53		4	37	22.40	2	
	16	30	4	26	1	1	29	18		47	46		1	34	22.44	2	
	17	41	11	30			41	19		30	30		2	25	20.80	2	
	18	28	15	13			28	2	2	41	41		1	28	19.50	1	
	19	50	23	27			50	27		28	28		12	28.75	2		
	20	77	34	42		1	74	49	12	50	50		27	25.85	4	5,825	
21	57	25	31		1	56	1		56	55		31	27.93	5	5,800		
22	83	36	46	1		82	18		82	82		45	23.26				
23	81	23	58			81	13		81	81	1	22	57	25.63	4	7,000	
24	121	32	86	2	1	119	27	6	118	117	2	85	27.02	1			
25	92	44	47		1	92	3	2	91	91		46	28.19	2			
26	94	37	57			93	1	1	94	94		56	26.58	1			
27	35	17	18			35	2	1	35	35		18	29.88	2			
29	26	10	16			26	4		26	26		14	20.50	1			
30	59	24	34		1	59	5		58	58		31	25.74	2			
31	39	18	21			38	2		39	39		20	26.50	2			
32	29	15	13	1		29			28	28		12	27.66				
33	38	18	20		1	36	1		38	38		18	25.44	1			
34	36	13	23			35	4		36	36		23	26.39				
35	72	35	37			72	10		72	72	1	2	37	25.62	6	7,500	
36	1																
37	90	35	55			89	20	2	90	90	2	55	31.81	5	8,200		
38	35	15	19	1		35	4		34	34		20	35.55	1			
39	27	15	12			27			27	27		12	31.75	4	7,500		

¹For renter - occupied dwelling units and vacant nonseasonal not dilapidated units, for rent.²For owner - occupied dwelling units and vacant nonseasonal not dilapidated units, for sale only.

Table 3.—CHARACTERISTICS OF HOUSING FOR CENSUS TRACTS, BY BLOCKS: 1950—Con.

Census tract	Block	All dwelling units by occupancy and tenure					All dwelling units by condition and plumbing facilities			Occupied dwelling units			Contract monthly rent ¹		Value ² of one-dwelling-unit structures	
		Total	Owner occupied	Renter occupied	Vacant non-seasonal not dilap., for rent or sale	Other vacant and non-resident	Number reporting	No private bath or dilap.	No running water or dilap.	Total	Persons per room	Occupied by non-white	Number reporting	Average monthly rent (dollars)	Number reporting	Average value (dollars)
8-B	40	14	7	7		14			14	14		6	29.50			
	41	22	11	11		22			22	22		11	24.27	5	91.00	
8-C	1	19		19		19	2		19	19		19	17.10			
	3	38	6	25		30	21		31	31		25	22.04	3	30.00	
	4	74	47	47		57	53	22	53	52	6	44	21.00			
	5	33	16	58		73	87		74	74	17	57	17.24	1		
	6	23	21	106	1	123	103	11	122	119	7	104	18.82	1		
	7	11	25	101		123	198		122	122		100	17.29	3	43.33	
	8	23	23	74	2	97	34	13	99	99		72	22.76	3	53.33	
	9	10	88	10	73	5	88	61	83	83	3	74	23.91			
	11	81	10	71		80	9		81	83		70	19.13	1		
	12	55	18	37		55	2		55	55	1	37	24.62	2		
	13	79	30	48	1	77	66	4	78	78		46	23.58	5	90.00	
	14	35	45	78		77	5		78	78		48	26.25	3	93.33	
	15	31	47	81	1	123	4	2	123	123	1	43	29.91	4	86.25	
	16	88	27	60	1	87	16	12	87	87	2	56	28.71	4		
	17	89	14	45		59	23	1	59	59	5	43	26.56	1		
	18	79	19	60		78	44	11	79	79		58	19.87	1		
	19	118	41	73		116	35	11	114	114		70	26.98	7	56.42	
	20	55	26	29		55	1		55	55		29	31.00	5	72.00	
	21	29	14	15		29	8	7	29	29		15	31.26	2		
	22	143	53	90		142	31	8	143	141	2	87	23.51	9	50.77	
	23	39	30	7		39	12	1	39	39	1	30	21.40	2		
	24	15	8	6		15	1		15	15	1	7	29.28	1		
	25	11	5			11	2		11	11		6	25.00	4	64.00	
	26	22	10	12		22	5		22	22		12	26.58	4	55.25	
	27	106	48	156	1	98	10	1	104	101	1	55	31.53	12	76.66	
	28	53	21	32		51	14	3	53	52		32	28.56	6	73.33	
	9	1	47	6	37	2	44	29	14	43	42	3	34	27.35	1	
		2	47	19	26	2	47	16		45	45	1	27	18.81	6	43.33
3		54	11	39		49	23	2	50	50	2	39	21.92	1		
4		60	14	46		60	28	3	60	60		46	20.97	4	41.25	
5		42	14	28		41	11		42	41	2	28	25.75	4	92.50	
6		10	14	8		10	1		10	10		8	25.37	1		
7		58	17	41		57	25	12	58	58	1	39	22.43	6	75.00	
8		18	4	18		18	4	4	18	18	1	18	22.83			
9		48	15	33		48	8		48	48	1	31	23.16	7	50.71	
11		21	2	19		20	13	10	21	21	2	18	18.11			
12		6		6		5			6	6		6	29.50			
13		54	7	47		53	16	5	54	54		47	27.48	1		
14		95	31	64		95	28	16	95	95	1	63	23.95	6	30.00	
15		95	31	35		94	30	28	94	95		53	26.86	7	58.57	
16		62	26	35		61	12	6	61	61	2	32	25.84	9	43.33	
17		48	19	30		48	9	4	46	46		27	28.00	9	57.77	
18		48	19	27	2	48	12	1	48	48	1	27	27.00	4	78.75	
19		69	36	32	1	68	6	6	68	68		32	25.93	9	55.55	
20		70	34	34		68	18	9	68	67		34	21.02	15	42.33	
21		95	39	55	1	95	43	2	94	94		54	17.96	7	46.42	
22		43	20	23		43	12		43	43		22	22.00	11	59.54	
23		90	34	51	4	89	36	1	85	85	1	52	23.00	5	34.00	
24		17	6	11		17	8		17	17		11	19.18	3	53.33	
25		60	21	39		60	16	5	60	60		38	22.18	3	43.33	
26		46	22	24		46	17		46	46		22	16.86	4	71.25	
27		36	13	23		36	10		36	35		23	16.43	1		
28		36	8	28		35	8		36	35		24	26.16	1		
29		51	21	29	1	51	12		50	50		28	23.00	4	60.00	
30	17	6	11		17	8		17	17		11	18.18	1			
31	44	18	24		44	12	3	42	42	2	24	24.08	6	57.50		
32	55	23	7		55	3	1	55	55		31	22.38	6	74.16		
33	18	10			18	5		17	17		7	22.28	3	56.66		
34	45	15	30		44	6		45	45		30	29.53	3	67.66		
35	31	14	17		31	4		31	30		16	25.31	2			
36	19	9	10		19	6		19	19		10	19.90	3	56.66		
37	16	10	6		16	8		16	16		6	21.50	5	49.00		
38	34	23	9	2	34	3		32	32		10	23.60	12	55.16		
39	33	18	14		33	3		32	32	1	14	28.50	5	99.00		
40	52	21	31		52	8		52	52		28	25.85	7	57.85		
41	18	6	10	1	18	2		16	16		10	38.00	2			
43	5	2	3		5			5	5		3	31.00				
44	33	14	18	1	32			32	32		19	23.42	9	81.66		
46	1				1			1	1		8	20.50	1			
48	10	2	8		10	1		10	10							
10	1	43	7	36		40	32	21	43	43	2	33	17.06	1		
	3	91	20	70		86	47	29	90	88	4	68	23.14	1		
	4	39	13	26		39	10	3	39	39	1	21	22.23	3	66.00	
	5	66	8	54		51	39	17	62	61	3	49	42.51	3	55.00	
	6	1				1			1	1		56	39.28	7	56.71	
	7	79	20	59	1	79	18	1	79	79	3	38	40.63	5	73.00	
	8	54	14	38		54	19	1	52	52	2					

¹For renter-occupied dwelling units and vacant nonseasonal not dilapidated units, for rent.
²For owner-occupied dwelling units and vacant nonseasonal not dilapidated units, for sale only.

HOUSING—BLOCK STATISTICS

Table 3.—CHARACTERISTICS OF HOUSING FOR CENSUS TRACTS, BY BLOCKS: 1950—Con.

Census tract	Block	All dwelling units by occupancy and tenure					All dwelling units by condition and plumbing facilities			Occupied dwelling units			Contract monthly rent ¹		Value of one-dwelling-unit structures		
		Total	Owner occupied	Renter occupied	Vacant non-seasonal not dilap. for rent or sale	Other vacant and non-resident	Number reporting	No private bath or dilap.	No running water or dilap.	Total	Persons per room		Occupied by non-white	Number reporting	Average monthly rent (dollars)	Number reporting	Average value (dollars)
											Number reporting	1.51 or more					
10	8	75	18	53	4		75	22		71	71		57	23.82	3	5.666	
	9	77	8	68	1		77	56	3	76	76	3	69	19.66	1		
	10	23	11	12			21	4		23	23		12	28.33	5	6.000	
	11	57	27	29	1		48	9	2	56	56		28	25.71	12	5.250	
	12	63	22	41			60	8	1	63	63	2	41	34.51	8	5.825	
	13	74	19	46		9	66	24		65	64	4	46	32.82	5	5.140	
	14	124	20	86	18		122	51		106	104	6	103	40.30	5	6.400	
	15	85	15	65	5		85	3		80	79		70	47.78	9	6.977	
	16	44	17	27			44			44	44		26	39.69	4	9.375	
	17	9	6	3			9			9	9		3	23.33	5	7.320	
	18	7	4	3			7			7	7		3	28.66	1		
	19	12	5	6		1	12			11	11		6	33.66	1		
	20	62	20	42			58	2		62	62		40	39.65	4	7.000	
	21	88	23	65			83	25		88	84	3	62	42.29	4	7.375	
	22	83	17	64	2		78	19		81	80	1	63	41.63	6	8.666	
11-A	1	81	22	53	1	5	78	16	2	75	73	6	46	54.00	4	6.875	
	2	41	14	27			41	6	1	41	41	1	27	30.03	2		
	3	14	4	9	1		13	2		13	13		9	25.44			
	4	34	8	26			32	8	8	34	32	1	24	19.16			
	5	39	12	27			39	3		39	37		25	17.68	2		
	6	18	7	11			17	1		18	18		10	25.60	1		
	7	32	10	21	1		31	4		31	31		21	25.09	1		
	8	63	27	34	1	1	62	22		61	61		33	22.66			
	9	49	17	32			48	26		49	49		32	21.18	2		
	10	54	13	41			53	18		54	54	6	40	25.10			
	11	46	12	34			46	9	2	46	46		33	39.60	2		
	12	19	5	13	1		19	2	1	18	18		12	41.25	1		
	13	40	5	33	2		36	5		38	35	2	27	51.70	5	29.200	
	14	40	9	29	1	1	39	2		38	37		27	47.81	7	10.214	
	15	60	28	32			59	12	12	60	60		29	32.06	7	5.057	
	16	43	17	26			43	7	1	43	43	1	23	19.60	5	14.200	
	17	8	5	3			8	1		8	7		3	22.66	2		
	18	40	13	27			39	3		40	40		27	27.14	2		
	19	15	5	10			15	1	1	15	15		10	23.50			
	20	46	18	25	1	2	45	8	5	43	40		26	25.19	1		
	21	46	15	30	1		46	1	1	45	45	2	28	30.03	8	10.687	
	22	42	21	21			42			42	42		21	34.23	8	5.987	
	23	39	5	31	2	1	38	6		36	36		32	48.00	1		
	24	99	22	75	2		95	5		97	97		70	50.22	2		
11-B	1	201	42	159			194	5	5	201	195	1	149	53.42	11	9.590	
	2	43	16	27			42	1		43	42		26	27.96	2		
	3	24	11	13			24	2	2	24	24		13	26.46	1		
	4	19	9	10			18	6	1	19	19		7	21.57	3	4.333	
	5	34	19	14	1		34	2		33	33		14	26.57	11	8.300	
	6	49	18	30	1		48	3		48	47		29	29.55	6	7.166	
	7	50	19	31			50			50	50		31	39.38	9	8.833	
	8	54	26	28			54	1		54	54		28	27.67	11	7.409	
	9	62	28	34			62	2		62	62		34	34.00	7	6.628	
	10	208	24	174		10	207	10	1	198	197		168	45.52	7	11.071	
	11	36	15	21			36	4		36	36	1	21	47.28	3	11.500	
	12	51	27	24			50	2	1	51	51	1	23	35.13	10	7.950	
	13	7	4	3			7			7	7		3	26.66	1		
	14	54	29	25			52	6	6	54	52		24	42.50	10	9.150	
	15	122	24	97	1		121	7	7	121	119	1	92	60.25	8	6.187	
	16	38	16	21		1	38			37	36		20	71.05	9	14.277	
	17	35	19	16		1	34	4		35	35		16	46.93	11	12.272	
	18	38	20	18			38			38	38		17	57.64	7	16.928	
	19	52	26	26			49	8		52	52	1	24	46.62	16	14.312	
	20	26	18	8			26			26	26		8	37.62	10	7.900	
	21	9	5	4			9			9	9		4	37.50	1		
	22	25	13	12			24			25	25		12	37.16			
	23	38	22	16			38			38	38		16	34.62	5	9.000	
	24	36	16	20			36			36	36		20	39.40			
	25	16	14	2			16			16	16		2		8	10.125	
	26	28	21	6		1	28			27	27		5	48.00	18	11.111	
	27	52	26	26			52			52	51	2	24	41.29	16	11.062	
	28	3	2				3			3	3		1		1		
	29	9	7	2			8			9	8		1		4	13.500	
	30	45	23	21		1	45			44	44	1	20	34.80	7	9.000	
	31	28	19	9			28			28	28		9	31.66	11	8.045	
	32	10	7	3			10			10	10		3	33.33	3	6.833	
11-C	3	32	14	17		1	32	1		31	31		16	41.56	4	10.500	
	5	121	79	40		2	118	6	3	119	117	1	38	38.36	58	8.837	
	6	13	10	3			11			13	11		3	26.66	6	8.300	
	7	4	3	1			4			4	4		1		2		
	8	3	3				3			3	3				3	6.666	
	9	2															
	11	10	5	5			10			10	10		4	38.75	1		
	12	3	3				3			3	3				3	9.000	
	13	6	5	1			6			6	6		1		1		

¹For renter-occupied dwelling units and vacant nonseasonal not dilapidated units, for rent.²For owner-occupied dwelling units and vacant nonseasonal not dilapidated units, for sale only.

Table 3.—CHARACTERISTICS OF HOUSING FOR CENSUS TRACTS, BY BLOCKS: 1950—Con.

Census tract	Block	All dwelling units by occupancy and tenure					All dwelling units by condition and plumbing facilities			Occupied dwelling units			Contract monthly rent ¹		Value ² of one-dwelling-unit structures	
		Total	Owner occupied	Renter occupied	Vacant non-seasonal not dilap., for rent or sale	Other vacant and non-resident	Number reporting	No private bath or dilap.	No running water or dilap.	Total	Persons per room	Occupied by non-white	Number reporting	Average monthly rent (dollars)	Number reporting	Average value (dollars)
11-C	14	3	1	1	1	3			2	2		1				
	15	7	4	3		7			7	7		3	33.33	1	9,000	
	16	50	47	3		49			50	50		4		1	9,853	
	17	14	11	3		13			14	14		2		1	10,500	
	18	27	18	9		27			27	27		9	46.55	8	8,675	
	19	35	20	15		33	1		35	35	1	15	45.13	9	12,666	
	20	21	13	8		21			21	21		7	53.14	9	16,000	
	21	49	27	22		49			49	49		22	43.90	10	9,950	
	22	56	35	20	1	53	4		55	53		19	40.05	22	8,431	
	23	7	5	2		7			7	7		2		5	8,180	
12-A	24	7	2	3	1	7			5	5	1	3	20.66	1	6,333	
	25	8	6	2		6			8	7		2		3		
	27	1				1			1	1						
	29	2				2			2	2						
	1	51	26	25		50	1	1	51	51	2	23	36.73	8	6,000	
	2	57	29	28		57	9	7	57	57		27	28.03	7	5,071	
	3	72	28	44		69	9	7	72	72		43	36.86	3	8,000	
	4	59	17	39		52	5	3	56	56		36	23.72	2		
	5	47	14	33		46	3	1	47	47	1	32	33.46	2		
	6	39	11	27		34	4	1	38	38		26	30.00	6	8,500	
12-B	7	61	24	36	1	57	4	4	60	57		34	30.50	3	6,166	
	8	34	14	20		34	2	2	34	34	1	20	29.30	1	4,166	
	9	49	19	29		47	6	6	48	48		28	31.17	1	4,500	
	10	55	14	39		53	6	1	53	51	1	38	33.81	1		
	11	55	26	28		53	11	10	54	54		28	32.60	10	5,680	
	12	42	21	21		42			42	42		20	27.35	3	7,166	
	13	16	7	9		16	2		16	16		9	32.00	1	4,666	
	14	52	24	28		51	7	5	52	52		28	31.67	6	7,416	
	15	65	21	44		65	2	2	65	65		44	33.38	1		
	16	49	22	25	1	48	9	9	47	47	1	23	31.47	2		
13-A	17	47	16	38	1	57	2	2	54	54	2	38	35.42	2		
	18	65	17	48		65	8	8	65	64	3	38	35.42	4	6,500	
	19	29	15	13	1	28	2	2	28	26		13	28.87	4	7,500	
	20	54	15	38	1	54	6	6	53	52		35	33.30	3	6,733	
	21	36	23	12	1	35	1		35	34		12	34.58	6	6,250	
	22	36	15	21		36	1	1	36	36		19	30.58	6	7,383	
	23	25	11	14		24	6	3	25	25	1	13	29.38	3	6,166	
	24	23	6	17		23			23	23	1	17	32.58	2		
	25	63	23	40		62	10	6	63	62		40	33.90	4	6,125	
	26	32	15	17		31	2	1	32	32		15	26.06	8	6,625	
13-B	27	37	20	17		37	2	2	37	37		16	37.87	13	6,553	
	28	49	16	33		49	1		49	49		32	42.56	5	6,500	
	29	51	23	28		50	1		51	51		27	32.11	6	6,666	
	1	41	25	16		41	2		41	39		14	35.14	9	9,366	
	2	29	20	9		28			29	28		7	32.00	8	9,250	
	3	40	35	5		38			40	39		5	46.80	31	9,370	
	4	78	43	34	1	76			77	74		34	32.88	13	8,615	
	5	60	44	15		60			59	59		13	36.38	27	8,629	
	6	112	53	54	1	111	2	1	107	107	1	53	34.18	10	5,670	
	7	108	51	56	3	107	2		107	107		53	36.75	6	7,166	
13-C	8	87	47	38	2	87	3	1	85	85		39	35.23	19	8,000	
	9	89	56	33		88	3	1	89	85		33	37.96	25	8,340	
	10	88	53	33	2	88	3	1	86	86		35	46.62	21	9,300	
	11	87	53	33	1	87	2		86	86		34	41.85	17	9,000	
	12	93	53	40		92			93	93		40	41.00	14	11,000	
	13	71	48	23		71			71	71		30	39.91	22	8,659	
	14	58	45	13		58		2	58	58		13	40.53	29	9,955	
	15	34	28	6		34			34	34		13	52.00	25	10,040	
	16	59	45	14		59			59	59		14	41.07	35	10,671	
	13-A	2	4	2	2		4			4	4		2	28.00	1	8,666
4		12	8	4		12	1		12	12		4		6	8,833	
7		1				1			1	1		2		1		
8		14	12	2		14			14	14		5	43.40	1		
9		11	6	5		11			11	11		3	35.33	1		
10		6	3	2	1	6			5	5		3	31.66	3	8,666	
11		10	7	3		10			10	10		3		3		
14		1				1			1	1						
15		1				1			1	1						
16		10	8	2		10	1		10	10		2		5	7,400	
13-B	17	14	9	5		14	1	1	14	13		5	31.80	4	8,250	
	18	7	7	2		6			7	7		2		4	6,550	
	19	5	5	2		5	1		5	5		5		5	7,400	
	20	5	5	2		5			5	5		3		3	12,333	
	21	8	7	1		8			8	8		1		1	10,000	
	22	4	4	2		4			4	4		1		1		
	23	4	4	2		4			4	4		1		1		
	24	7	5	2		7			7	7		2		3	9,333	
	25	11	7	4		11	1		11	11		4	24.50	4	9,750	
	26	7	3	4		7			7	7		4	30.50	1		
28	4	4			4	1	1	4	4				4	8,750		

¹For renter - occupied dwelling units and vacant nonseasonal not dilapidated units, for rent.
²For owner - occupied dwelling units and vacant nonseasonal not dilapidated units, for sale only.

HOUSING—BLOCK STATISTICS

Table 3.—CHARACTERISTICS OF HOUSING FOR CENSUS TRACTS, BY BLOCKS: 1950—Con.

Census tract	Block	All dwelling units by occupancy and tenure					All dwelling units by condition and plumbing facilities			Occupied dwelling units			Contract monthly rent ¹		Value ² of one-dwelling-unit structures		
		Total	Owner occupied	Renter occupied	Vacant non-seasonal not dilap., for rent or sale	Other vacant and non-resident	Number reporting	No private bath or dilap.	No running water or dilap.	Total	Persons per room		Number reporting	Average monthly rent (dollars)	Number reporting	Average value (dollars)	
											Number reporting	1.51 or more					Occupied by non-white
13-A	30	1															
	33	7	5	1		1			6	6				4	1 4250		
	34	18	14	4			1	1	18	17			37.50	10	1 2050		
	35	17	15	1					17	16				14	2 5107		
	36	213		212	1		212	3	3	212	212	8	212	32.52			
	39	1															
	40	1															
13-B	1	25	15	10		25	1		25	25			7	301.4	7	12185	
	3	10	3	7		10			10	10			5	275.0	1	6	
	4	14	9	5		14	1		14	14	1		5	290.0	2	7333	
	5	12	7	5		12	3		12	12					2	4	
	6	27	13	14		27	2		27	27					2	2	
	7	34	17	16	1	34	7		33	33	1			17	213.3	4	7500
	8	37	23	14		37	1		37	37				14	213.3	6	7750
	9	37	19	18		36	1	1	37	37				13	213.3	11	11227
	11	30	16	14		30			30	30				12	213.3	5	6900
	12	36	17	19		36	2	2	36	36				16	213.3	8	7187
																3	5000
	13	66	36	28	2	66			64	64	1			28	306.0	10	7400
	14	20	6	14		20			20	20				14	217.8	2	
	15	72	37	35		72	3		72	72				34	297.9	11	6545
	16	89	34	53		86	4	3	87	84	1			49	306.7	16	7031
	17	64	29	35		61	4		64	63	1			30	216.6	12	10958
	18	30	14	16		29			30	29				16	220.0	1	
	19	25	14	10	1	24			24	23				11	200.0	6	6583
	20	32	9	23		31	1	1	32	32				22	220.0	1	
	21	70	34	34	2	69	2		68	66	1			35	250.0	1	5
	22	33	14	19		33	4	2	33	33	2			19	250.0	5	6000
																7	6214
	23	47	25	21	1	47			46	46				21	302.3	5	5700
	24	72	33	38	1	71			71	70		1		39	229.2	11	5700
	25	112	62	49		111			111	111				48	229.2	27	7772
	26	113	57	54	2	113	3		111	111				54	229.2	27	7007
	27	79	47	31	2	78	4	2	78	78	2			48	305.2	23	6195
	28	64	34	30		64	3		64	62	2			31	212.2	18	7933
	29	53	30	21	1	52			51	51				28	312.5	13	7961
	30	45	22	23		44	3		45	45				22	244.6	12	7691
	31	25	13	12		25			25	25				21	261.7	6	7500
	32	20	8	12		20			20	20				12	213.3	2	
													11	361.8	2		
33	4	2	2		4			4	4				2				
34	2																
35	14	8	4		14			12	12				4	260.0	5	8700	
36	31	19	11	1	27	2		30	30				11	306.3	1	6	
37	24	14	10		23	1		24	23				9	290.0	8	7181	
38	15	11	4		14			15	15				3	413.3	3	9375	
39	12	10	2		12	1		12	12				2		8	8625	
40	10	7	3		10			10	10				3	316.6	3	9333	
41	7	6	1		7			7	7				1		2	11666	
42	3	2	1		3			3	3				1				
43	12	11	1		11			12	11				1		5	10000	
44	7	5	2		7			7	7				2		3	8500	
13-C	1	1															
	2	23	20	1		23			21	21	1		1		19	10473	
	3	22	20	2		22			22	22			2		18	11222	
	4	43	37	6		43			43	43			6	435.0	33	10545	
	5	42	29	13		42			42	42					20	12075	
	6	31	24	7		31			31	31			11	340.9	16	10781	
	7	49	29	20		49	1		49	49			20	340.0	10	8750	
	8	73	38	35		72			73	73				34	355.8	8	8625
	9	17	7	9		17	1	1	16	16			3	375.0	3	8875	
	10	27	20	7		26			27	27				6	428.5	14	11250
														7			
	11	9	9			9			9	9						9	9880
	12	68	45	21		67	2	1	66	65			19	342.1	22	13304	
	14	6	5			6			5	5					5	13200	
	16	2															
	17	7	7			7			7	7						7	14857
	18	23	20	3		23			23	23			3	440.0	18	16111	
	19	3	3			3			3	3					3	16000	
	20	1															
	21	5	4	1		5			5	5			1		3	14333	
	22	18	13	5		18			18	18			5	468.0	10	9350	
	23	57	32	25		57			57	57			23	344.3	12	10333	
	24	30	20	10		30			30	30					8	9500	
	25	49	42	7		49			49	48					35	9414	
	26	21	16	5		21			21	21					14	14785	
	28	29	21	6		29		2	27	27				4	425.0	18	11555
	29	19	19			18			19	19					18	11277	
	30	10	10			10			10	10					10	14700	
	31	9	9			9			9	9					1	16555	
	32	6	5	1		6			6	6			1		5	19400	
33	7	7			7			7	7					7	25428		
34	4	4			4			4	4						4	16750	
36	9	8			8			8	8						8	30625	
37	10	10			10			10	10						10	30000	

¹For renter-occupied dwelling units and vacant nonseasonal not dilapidated units, for rent.
²For owner-occupied dwelling units and vacant nonseasonal not dilapidated units, for sale only.

Table 3.—CHARACTERISTICS OF HOUSING FOR CENSUS TRACTS, BY BLOCKS: 1950—Con.

Census tract	Block	All dwelling units by occupancy and tenure					All dwelling units by condition and plumbing facilities			Occupied dwelling units			Contract monthly rent ¹		Value ² of one-dwelling-unit structures		
		Total	Owner occupied	Renter occupied	Vacant non-seasonal not dilap., for rent or sale	Other vacant and non-resident	Number reporting	No private bath or dilap.	No running water or dilap.	Total	Persons per room		Occupied by non-white	Number reporting	Average monthly rent (dollars)	Number reporting	Average value (dollars)
											Number reporting	1.51 or more					
13-C	38	11	10	1		11			11	11					10	21,900	
14-A	1	76	32	44		74	4		76	76			43	28.67	6	8,000	
	2	69	31	38		69	10		69	69			37	27.91	6	8,500	
	3	43	19	24		43	1	1	43	43			24	31.79	1		
	5	16	10	6		16	2		16	16			6	39.66	8	8,187	
	6	61	24	37		61			61	61			36	29.83	3	7,666	
	7	44	20	24		44	1		44	44			23	28.69	2		
	8	50	36	14		50			50	50			13	34.15	26	8,442	
	9	70	38	31		70	3	1	69	67	1		31	38.90	24	7,562	
	10	27	11	16		27	2		27	27			16	22.12	4	5,750	
	11	13	7	6		13	1	1	13	13			6	19.66	2		
	12	30	19	11		30	2		30	30			9	32.00	13	8,038	
	13	22	15	7		22	2		22	22			7	26.71	10	7,310	
	14	17	15	2		17	1		17	17			2		12	8,541	
	15	28	19	9		28	1		28	28			9	32.33	14	7,142	
	16	14	8	5	1	14	4	1	13	13			6	17.66	4	6,500	
	17	13	10	3		13	1		13	13			3	18.00	3	4,666	
	18	7	4	3		7	1		7	7			3	48.66	4	6,875	
	19	28	18	10		27	3		28	28			10	32.70	16	8,237	
	20	30	19	9	1	30	2	2	28	28			8	27.50	18	8,861	
	21	33	20	13		33	4		33	33			13	27.23	9	8,444	
	22	15	7	8		15			15	15			8	25.25	3	6,000	
	23	19	14	5		19	1		19	19			5	20.00	9	6,700	
	24	37	22	15		37	4	2	37	37	1		14	24.64	10	8,600	
	25	24	18	6		24			24	24			6	33.66	13	7,938	
	26	7	4	3		7			7	7			2		3	7,000	
	27	9	9			9			9	9			9		9	7,833	
	28	15	10	5		15			15	15			5	29.00	5	6,900	
	29	36	18	17	1	36	3		35	35			17	29.17	7	7,900	
	30	8	7	1		8			8	8			1		5	7,428	
	31	6	6			6			6	6					5	9,140	
	32	14	7	7		14			14	14			7	44.14	2		
	33	10	9	1		10		1	9	9					7	10,714	
	34	23	22	1		23			22	22					18	12,027	
	35	11	10	1		11			11	11			1		8	11,375	
	37	29	26	3		29			29	29	1		3	44.33	25	9,508	
	38	21	19	2		21			21	21			1		18	9,777	
39	29	23	6		29			29	29			4	46.50	18	9,694		
40	30	27	3		30			26	26			4	45.66	22	10,522		
41	19	14	5		19			30	30			5	36.60	11	9,818		
42	15	13	2		15			15	15			2		12	10,166		
43	8	8			8			8	8					7	10,071		
44	13	12	1		13			13	13			1		11	9,045		
46	18	14	4		18		1	17	17			3	72.33	12	10,208		
14-B	2	3	1	2		3			3	3			2		1		
	3	3	1	2		3			3	3			2		1		
	4	25	6	19		25			25	25			18	24.27	1		
	5	11	6	5		11			11	11			5	40.60	3	10,500	
	6	12	4	8		12			12	12			7	28.71	7		
	7	20	9	10		20		1	19	19			9	22.33	2		
	8	40	16	23	1	40			39	39			22	31.50	5	6,100	
	9	13	5	7		13	3	1	12	12			6	26.50	3	5,666	
	10	38	23	15		38			38	38			13	28.76	10	5,030	
	11	67	41	26		67	8		67	67	1		26	34.57	24	7,429	
	12	30	18	12		30	3		30	30			11	31.81	10	7,890	
	13	57	25	32		57	4		57	57			30	34.93	3	9,500	
	14	54	28	26		53			54	54			25	36.32	4	8,875	
	15	44	22	22		44	1	1	44	44			20	34.25	9	10,077	
	16	43	15	27	1	42			42	42		1	27	36.77	6	9,416	
	17	8	1	7		8			8	8			6	19.16	6		
	18	13	12	1		13			13	12		1	1		11	9,090	
	19	41	26	15		40	1	1	41	41			14	31.28	15	8,900	
	20	27	17	10		27			27	27			9	35.33	7	7,357	
	21	45	25	18		45	4		43	43			18	32.61	8	8,250	
	22	38	29	9		38			38	38			9	30.55	22	8,559	
	23	43	26	17		43			43	43			17	35.23	13	8,400	
	24	35	26	9		34	1	1	35	35			9	44.11	23	9,000	
	25	14	14			14			14	14			14		14	9,607	
	26	8	6	2		8			8	8			2		5	9,400	
	27	24	18	6		22	1		24	24	1		5	47.80	14	10,250	
	28	17	12	5		16			17	17			5	39.60	10	8,850	
	29	20	16	4		20			20	20			3	34.66	12	9,083	
	31	15	13	2		15			15	15			2		12	9,541	
	32	30	26	4		30			30	30			4	38.25	20	8,665	
	33	7	6	1		7			7	7			1		6	8,333	
	34	5	5			5			5	5					5	7,200	
	35	12	12			12			12	12					10	8,400	
	36	13	12	1		13			13	13	1		1		11	8,363	
	14-C	1	4		4		4			4	3			4	67.25		

¹For renter-occupied dwelling units and vacant nonseasonal not dilapidated units, for rent.
²For owner-occupied dwelling units and vacant nonseasonal not dilapidated units, for sale only.

Table 3.—CHARACTERISTICS OF HOUSING FOR CENSUS TRACTS, BY BLOCKS: 1950—Con.

Census tract	Block	All dwelling units by occupancy and tenure					All dwelling units by condition and plumbing facilities			Occupied dwelling units			Contract monthly rent ¹		Value ² of one-dwelling-unit structures		
		Total	Owner occupied	Renter occupied	Vacant non-seasonal not dilap., for rent or sale	Other vacant and non-resident	Number reporting	No private bath or dilap.	No running water or dilap.	Total	Persons per room		Occupied by non-white	Number reporting	Average monthly rent (dollars)	Number reporting	Average value (dollars)
											Number reporting	1.51 or more					
15	1	28	9	19			27	2		28	28		18	43.88	3	4.833	
	2	49	23	26			48	1		49	48		26	39.03	8	6.812	
	3	107	29	73		3	106	2		102	102	2	75	39.06	8	7.437	
	4	119	20	98	2	1	118	4	1	118	118	3	97	33.07	3	6.500	
	5	112	26	84	1	1	111	4		110	109	2	83	32.80	6	5.750	
	6	90	26	64			88	1		90	73	2	56	42.57	5	5.800	
	7	77	18	55		1	77	8		73	73	1	54	38.73	5	6.400	
	8	64	23	39	3		64	1		62	62	1	41	36.63	9	6.888	
	9	73	19	54	2		73	3		73	73	2	52	46.03	5	6.600	
	10	40	16	24			40	3		40	40		22	35.22	4	7.700	
	11	28	13	15			27	5		28	27	1	15	28.53	6	6.916	
	12	38	16	22			38	6		38	38		21	33.52	7	7.442	
	13	34	20	14			33	2		34	34		14	29.71	13	5.484	
	14	55	24	31			55	4		55	55		30	42.46	7	7.071	
	15	50	20	29	1		50	5		49	49	1	30	37.83	8	6.562	
	17	61	30	31			60	4		61	61		30	28.90	5	6.000	
	18	62	25	36	1		62	1	1	61	61		36	39.44	7	6.000	
	19	94	48	44		2	92	4		92	92		42	38.23	22	7.309	
	20	90	49	40	1		90	10	3	89	89		40	37.07	21	7.057	
	21	101	50	50		1	100	6	6	100	100		48	33.04	19	7.184	
	22	103	51	51			103	9		102	102	1	50	30.38	20	7.015	
	23	107	55	49	1	2	106	2		104	104		49	36.34	15	9.200	
	24	101	53	48		2	100	4		101	101		47	37.70	15	7.746	
	25	101	55	44		2	100	5		99	99	1	43	40.32	23	8.791	
	26	96	59	34	1	2	95	3		93	92		34	39.79	25	9.480	
	16-A	1	36	23	12	1		36	2	8	35	35	2	10	42.30	4	19.250
2		27	21	5		1	27	3	1	26	26		2		17	18.147	
3		7	5	2			7	2		7	7		2		4	8.250	
5		11	11				11			11	11	1			11	10.227	
6		12	11	1	1		12			11	11				12	11.791	
9		8	6	2			8			8	8		2		5	10.800	
10		182	33	148	1		180	3	2	181	180	1	146	36.84	27	9.481	
11		4	4				4			4	4				4		
12		4	4				4			4	4				4		
13		4	4				4	1		4	4				2		
14		4	2	2			4			4	4				2		
15		40	19	21	2		40	16	9	40	39	1	21	24.04	8	9.437	
16		56	36	17	2	1	56	6	2	53	53	1	19	55.52	28	13.267	
19	1					1			1	1							
20	3	2	1			3	3	2	3	3		1					
16-B	1	58	33	24	1		58	3		57	57		24	32.70	29	8.896	
	2	167	134	25	7	1	166	5	2	159	158	1	23	39.69	117	9.381	
	3	14	14				14			14	14				14	9.785	
	4	17	12	5			17			17	17	1	4	38.25	10	9.050	
	5	10	13	2	1		11			11	11				13	10.000	
	6	69	6	63			69			69	69		2		6	9.583	
	7	6		6			6			6	6				5	5.400	
	8	9		9			9	1		9	9	1	1		7	6.857	
	9	22		22			22			22	22						
	10	22		22			22			22	22						
	11	8	8				8			8	8				8	6.687	
	12	4		4			4			4	4						
	13	2	2	1		1	3	1	1	3	3				2		
14	3	3				3			3	3				3	10.166		
15	2	3				3			3	3	1			3	9.666		
17	7	5	2			7			7	7	2	2		3	6.166		
18	100	49	49		2	98	9		98	98		47	29.23	32	10.609		
19	7	1	6			7	4		7	7		6	25.83	32	10.609		
17-A	2	45	31	14			45	2	2	45	45		13	61.07	21	13.904	
	3	12	12				12			12	12				12	14.583	
	4	7	7				7			7	7				7	1.7714	
	5	53	50	1	1	1	53	1	1	51	51				51	7.392	
	6	27	26	1			27			27	26		1		26	1.5538	
	7	27	27				27			27	27				23	1.5739	
	8	17	16	1			16			17	16				16	18.875	
	11	30	28	1	1		30			29	29				29	17.586	
	12	2					2			2	2						
	13	239	164	73	2		237	6	2	237	235	1	72	58.88	137	13.982	
	14	30	30				30			30	30				30	15.733	
	15	2					2			2	2						
	16	13	13	8			12	1	1	13	12				11	11.227	
17	8		8			8			8	8				8	13.000		
18	1		1			1			1	1				1			
19	3	3				3			3	3				3	13.666		
20	4	4				4			4	4				4	12.875		
21	8	8				8			8	8				8	15.375		
22	6	6				6			6	6				6	15.083		
23	14	14				14			14	14				14	15.642		
24	9	9				9			9	9				9	16.722		
25	3	3				3			3	3				3	20.000		

¹For renter - occupied dwelling units and vacant nonseasonal not dilapidated units, for rent.
²For owner - occupied dwelling units and vacant nonseasonal not dilapidated units, for sale only.

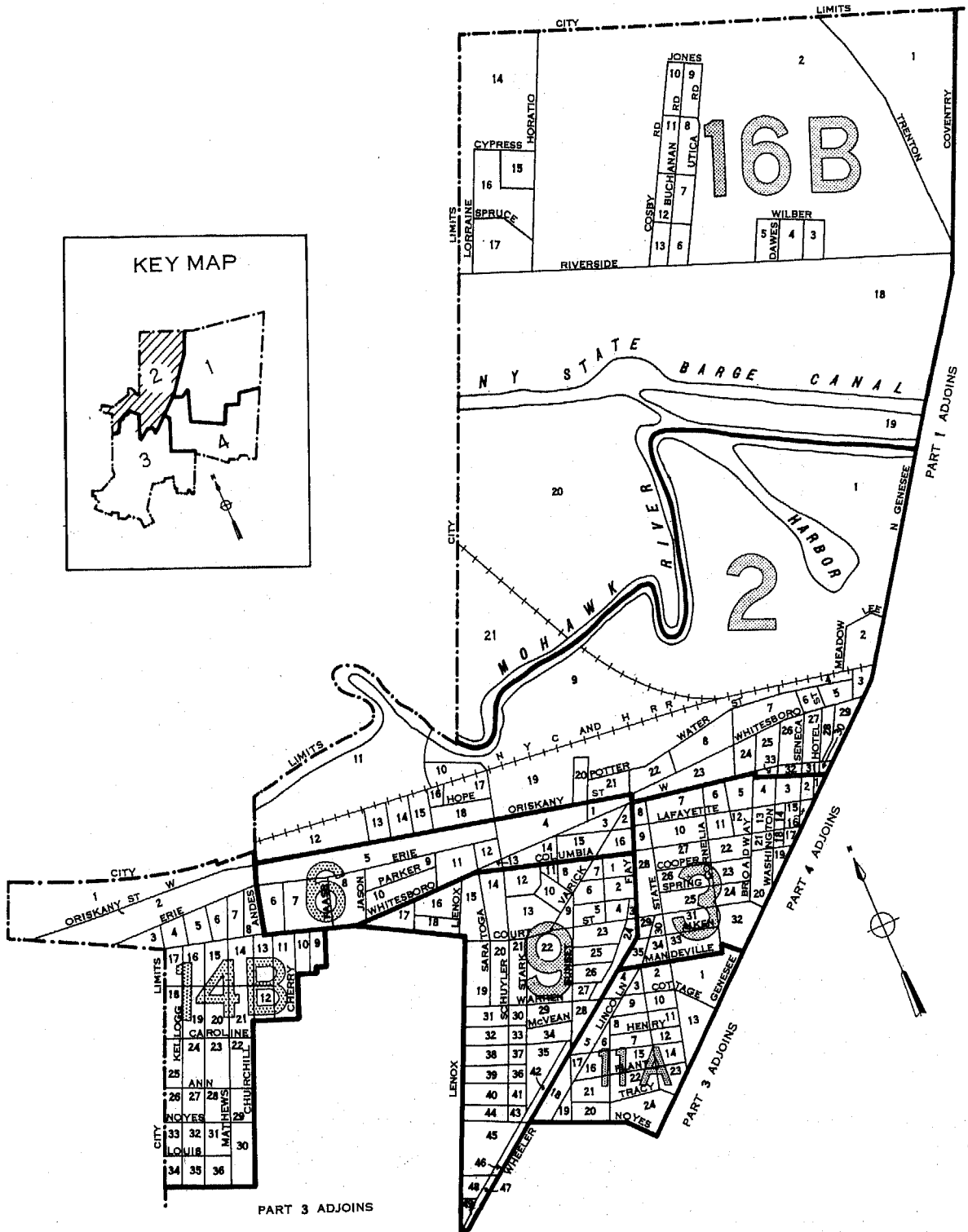
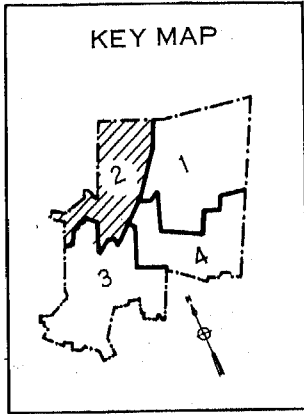
Table 3.—CHARACTERISTICS OF HOUSING FOR CENSUS TRACTS, BY BLOCKS: 1950—Con.

Census tract	Block	All dwelling units by occupancy and tenure					All dwelling units by condition and plumbing facilities			Occupied dwelling units			Contract monthly rent ¹		Value ² of one-dwelling-unit structures		
		Total	Owner occupied	Renter occupied	Vacant non-seasonal not dilap., for rent or sale	Other vacant and non-resident	Number reporting	No private bath or dilap.	No running water or dilap.	Total	Persons per room		Occupied by non-white	Number reporting	Average monthly rent (dollars)	Number reporting	Average value (dollars)
											Number reporting	1.51 or more					
17-A	26	14	14			1			14	14						14	17,285
	27	24	23						23	23					23	19,195	
	28	6	6						6	6					6	21,833	
	29	57	38	19			5	1	57	57	1		17	50.88	27	13,870	
	30	21	20	1					21	21			1		20	15,175	
	31	4	4						4	4					4	16,500	
	32	14	13		1				14	13					14	14,178	
	33	4	4						4	4					4	14,750	
	36	3	2	1					3	3					2		
	37																
	38	7	7						7	7					7	12,857	
	39	60	47	13			2		60	59			8	44.12	38	13,552	
	40	19	16	2		1			19	18		1	2		13	11,692	
	41	20	19	1					20	20		1	1		19	11,447	
	42	16	15		1				16	15					15	11,033	
	43	18	16	2					18	18			1		16	11,156	
	44	20	20						20	20					20	11,833	
	45	13	12	1					13	13			1		12	11,000	
	46	20	17	3					20	20			2		16	11,281	
	47	16	16						16	16					16	11,500	
	48	11	10	1					11	11			1		10	10,100	
51	2																
17-B	1	16	7	8		1			16	15	1			7	48.85	5	16,400
	2	27	14	13			1	1	27	27			13	45.07	6	13,500	
	3	4	4						4	4					4	10,250	
	4	9	7	2					9	9			2		5	14,400	
	5	23	15	8					23	23			8	33.00	6	10,833	
	6	40	21	19					40	40			19	34.47	6	9,100	
	10	21	17	3		1			20	20			3	46.00	16	9,937	
	11	56	27	29				1	56	56			25	36.40	6	11,833	
	12	37	20	17					37	37			16	47.50	13	13,769	
	13	32	21	11					32	30			11	47.09	10	12,100	
	14	43	35	8					43	43			8	48.52	25	10,320	
	15	47	34	13					47	46			10	44.40	23	10,260	
	16	8	8						8	8					8	11,312	
	17	2															
	19	47	39	8					47	47			8	42.50	28	10,500	
	20	56	44	11		1			55	54			10	37.00	29	10,344	
	21	52	40	12					52	52			12	34.75	30	9,866	
	22	34	21	13					34	34			13	63.61	14	11,392	
	23	43	27	14		1			43	41			13	60.69	17	14,323	
	24	21	20	1		1			21	21			1		19	12,026	
	25	14	10	4					14	14			4	35.50	7	8,071	
	26	2															
	27	21	14	5		2			21	19			6	48.00	10	10,100	
	29	9	5	4					9	9			3	17.56	4	5,200	
	30	14	7	7					14	14			7	34.14	3	22,000	
	31	2															
	32	10	7	3					10	10			3	60.00	7	10,642	
	33	12	11			1			12	11					12	12,291	
	34	13	13						13	13					13	10,792	
	35	27	21	6					27	27			6	48.16	15	9,900	
	36	17	16	1					17	17			1		16	10,812	
37	26	25	1				1	26	26			1		24	13,750		
38	11	8	3					11	11			3	33.33	6	9,750		
39	23	17	6					23	23			6	44.33	13	10,307		
40	15	15						15	15					15	11,300		
41	21	19	2					21	21			2		17	10,647		
42	20	17	3					20	20			3	41.66	14	10,228		
43	15	11	4				1	15	14			3	58.33	9	10,555		
44	20	19	1					20	20			1		19	16,294		
45	1																
46	31	21	10					31	31			10	49.50	14	14,714		
47	51	34	15		2			49	49			15	45.53	24	9,333		
48	39	29	7		3			39	36			7	51.14	26	8,230		
49	41	37	4					41	41			4	31.25	32	9,125		
50	72	37	35					72	72			34	41.70	16	8,312		


¹For renter - occupied dwelling units and vacant nonseasonal not dilapidated units, for rent.
²For owner - occupied dwelling units and vacant nonseasonal not dilapidated units, for sale only.

UTICA, NEW YORK, BY CENSUS TRACTS AND BLOCKS: 1950

PART 2 OF 4 PARTS



SCALE IN FEET



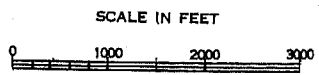
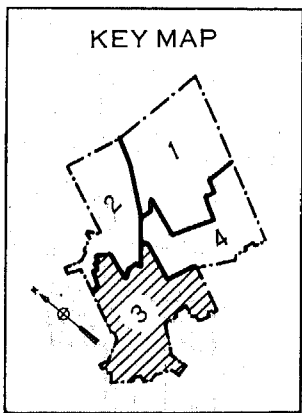
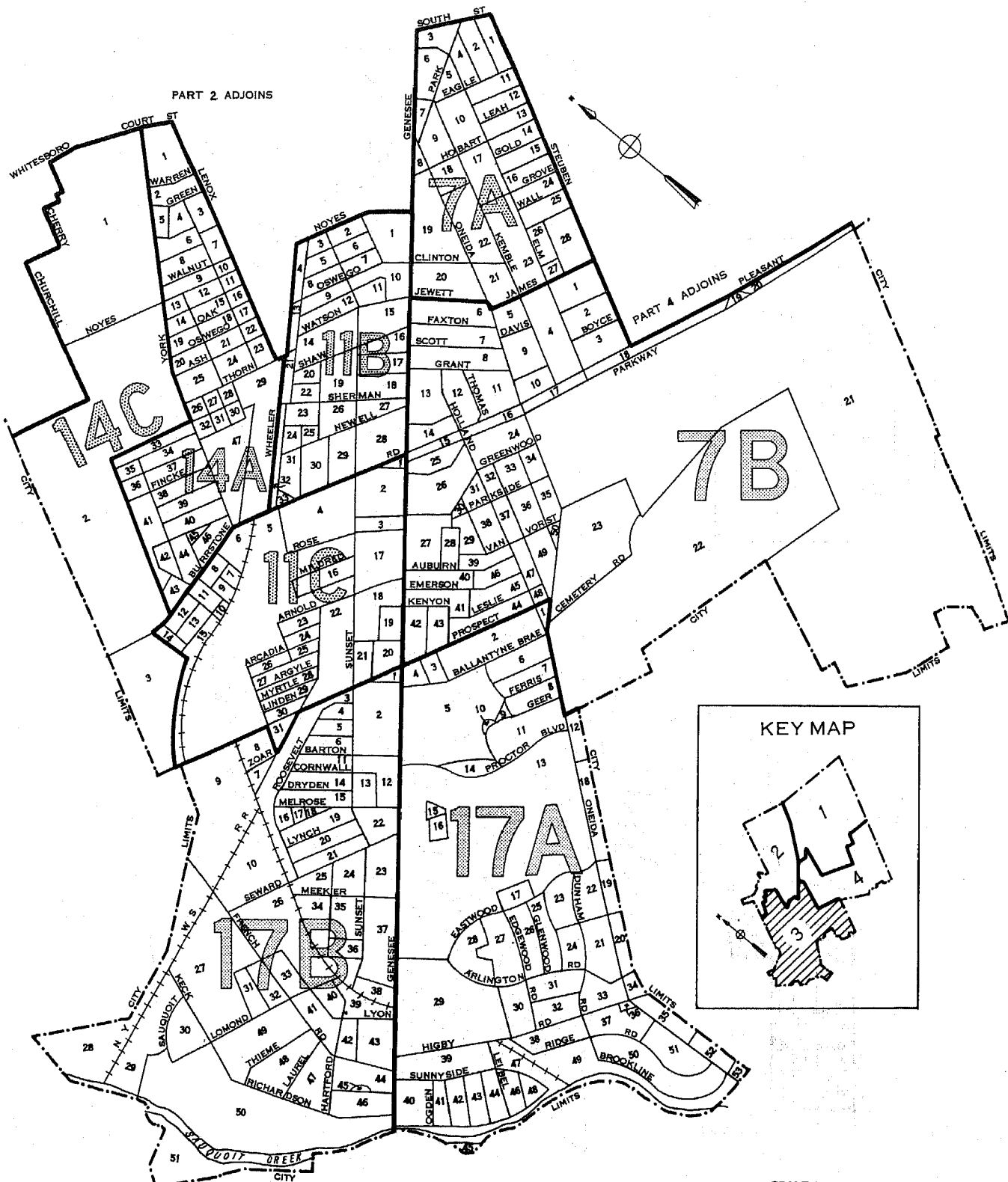
LEGEND

- BLOCK NUMBERS
- TRACT NUMBERS
- TRACT BOUNDARIES
- U.S. DEPARTMENT OF COMMERCE, BUREAU OF THE CENSUS

25
2

UTICA, NEW YORK. BY CENSUS TRACTS AND BLOCKS: 1950

PART 3 OF 4 PARTS



LEGEND

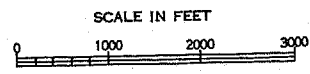
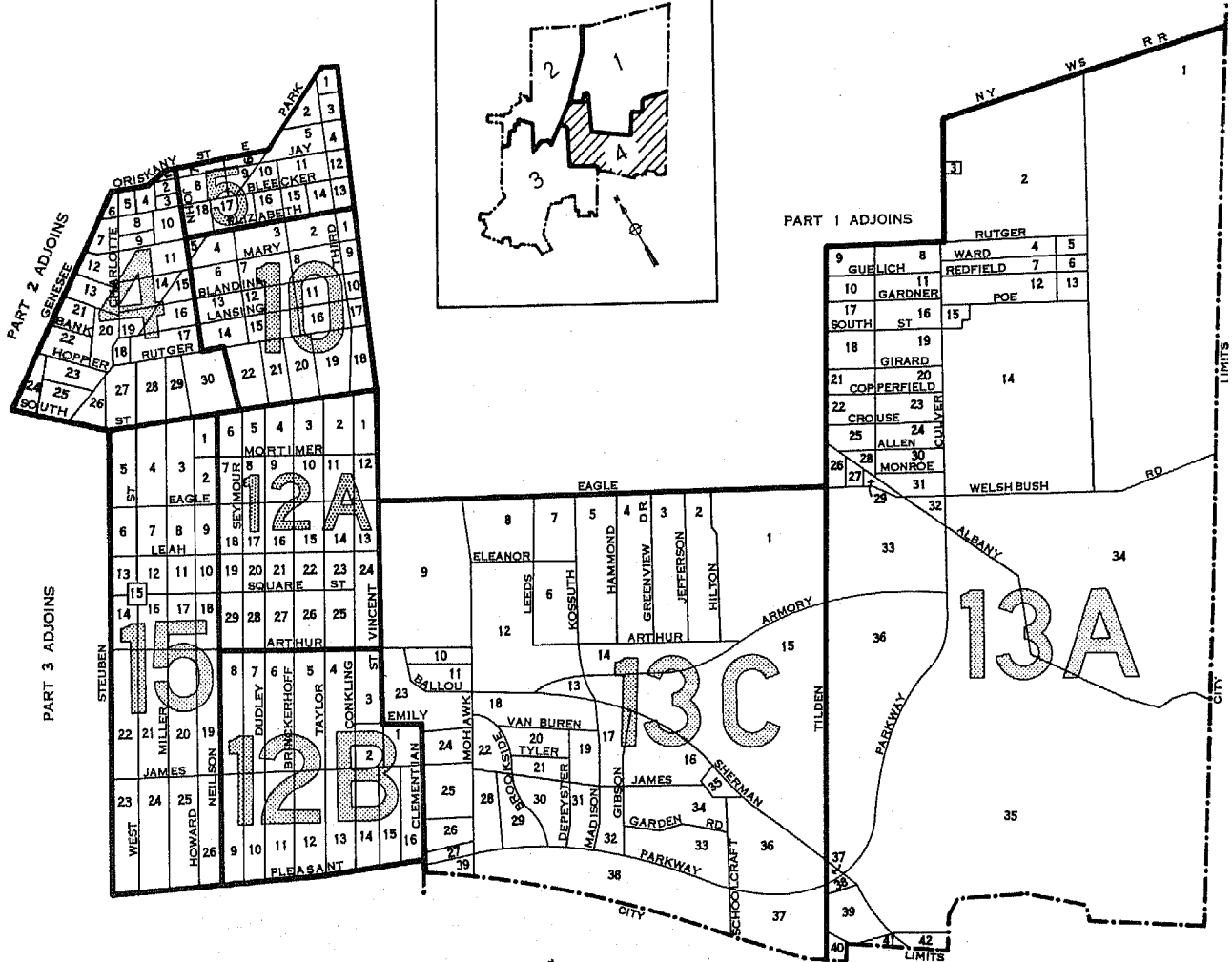
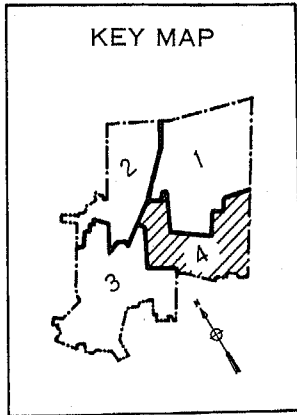
- BLOCK NUMBERS
- TRACT NUMBERS
- TRACT BOUNDARIES
- U.S. DEPARTMENT OF COMMERCE, BUREAU OF THE CENSUS

25

2

UTICA, NEW YORK, BY CENSUS TRACTS AND BLOCKS: 1950

PART 4 OF 4 PARTS



LEGEND

BLOCK NUMBERS

TRACT NUMBERS

TRACT BOUNDARIES


U.S. DEPARTMENT OF COMMERCE, BUREAU OF THE CENSUS

25

2

1950 UNITED STATES CENSUS OF HOUSING

U. S. DEPARTMENT OF COMMERCE • BUREAU OF THE CENSUS



WACO, TEX.

**BLOCK
STATISTICS**

U. S. CENSUS OF HOUSING: 1950

Volume

- I General Characteristics
- II Nonfarm Housing Characteristics
- III Farm Housing Characteristics
- IV Residential Financing
- V Block Statistics

Housing statistics for census tracts are to be included in the Population reports on census tracts.

U. S. CENSUS OF POPULATION: 1950

Volume

- I Number of Inhabitants
- II Characteristics of the Population

Succeeding volumes will cover the following subjects:

Census Tracts, Nativity and Parentage, Nonwhite Population by Race, Persons of Spanish Surname, Institutional Population, Differential Fertility, Labor Force Characteristics, Occupation, Industry, Income, Internal Migration, Education, Characteristics of Families and Households.

UNITED STATES CENSUS of HOUSING : 1950
U. S. DEPARTMENT OF COMMERCE
CHARLES SAWYER, Secretary

BUREAU OF THE CENSUS
ROY V. PEEL, Director



BLOCK STATISTICS

WACO
TEXAS

Prepared under the supervision of
Howard G. Brunsman, Chief
Population and Housing Division

1950 HOUSING CENSUS REPORT
VOLUME V, PART 201

UNITED STATES GOVERNMENT PRINTING OFFICE 1952

BLOCKS • WARDS



BUREAU OF THE CENSUS

ROY V. PEEL, *Director*

A. ROSS ECKLER, *Deputy Director*
HOWARD C. GRIEVES, *Assistant Director*
CONRAD TAEUBER, *Assistant Director*
MORRIS H. HANSEN, *Assistant Director for Statistical Standards*
ROBERT Y. PHILLIPS, *Assistant Director for Operations*
CALVERT L. DEDRICK, *Coordinator, International Statistics*
FRANK R. WILSON, *Information Assistant to the Director*

Population and Housing Division—

HOWARD G. BRUNSMAN, *Chief*
WAYNE F. DAUGHERTY, *Assistant Chief for Housing*
ROBERT B. VOIGHT, *Assistant Chief for Operations*
HENRY S. SHRYOCK, Jr., *Assistant Chief for Population*
EDWIN D. GOLDFIELD, *Program Coordinator*

Quality and Equipment Statistics—Robert C. Hamer, *Chief*
Inventory Statistics—Carl A. S. Coan, *Chief*
Developmental Programs—J. Hugh Rose, *Chief*
Residential Financing—Junia H. Honnold, *Chief*
Territories and Possessions—Joel Williams, *Chief*
Statistical Sampling—Joseph Steinberg, *Chief*
Statistical Procedure—Morton A. Meyers, *Chief*
Processing Operations—Milton D. Lieberman, *Chief*

Administrative Service Division—WALTER L. KEHRES, *Chief*
Agriculture Division—RAY HURLEY, *Chief*
Budget Officer—CHARLES H. ALEXANDER
Business Division—HARVEY KAILIN, *Acting Chief*
Field Division—LOWELL T. GALT, *Chief*
Foreign Trade Division—J. EDWARD ELY, *Chief*
Geography Division—CLARENCE E. BATSCHLET, *Chief*
Governments Division—ALLEN D. MANVEL, *Chief*
Industry Division—MAXWELL R. CONKLIN, *Chief*
Machine Tabulation Division—C. F. VAN AKEN, *Chief*
Personnel Division—HELEN D. ALMON, *Chief*

SUGGESTED IDENTIFICATION

U. S. Bureau of the Census. *U. S. Census of Housing: 1950. Vol. V, Block Statistics, Part 201.*
U. S. Government Printing Office, Washington, D. C., 1952.

For sale by the Superintendent of Documents, U. S. Government Printing Office, Washington 25, D. C.,
or any of the Field Offices of the Department of Commerce - Price 20 cents

PREFACE

This report presents statistics on characteristics of dwelling units by blocks for the city. The tabulations are based on data from the 1950 Census of Housing, taken as of April 1, 1950. Authorization for the 1950 Census of Housing as part of the Seventeenth Decennial Census was provided by the Housing Act of 1949, approved July 15, 1949.

The major portion of the information compiled from the 1950 Census of Housing appears in Volume I, *General Characteristics*; Volume II, *Nonfarm Housing Characteristics*; Volume III, *Farm Housing Characteristics*; Volume IV, *Residential Financing*; and Volume V, *Block Statistics*. Volume V consists of separate reports, issued as bulletins for each of the 209 cities which in 1940 or in a subsequent census had a population of 50,000 or more. These reports will not be bound into a single publication.

The subjects covered in both the 1950 and 1940 reports on characteristics of dwelling units by blocks are substantially similar.

This report was prepared under the direction of Howard G. Brunsman, Chief, Population and Housing Division, and Wayne F. Daugherty, Assistant Chief for Housing. Robert C. Hamer, Chief, Quality and Equipment Statistics Section, was in charge of coordinating the content and the format of the report with assistance from Carl A. S. Coan, Chief, Inventory Statistics Section; Floyd D. McNaughton, Chief, Equipment and Facilities Unit; Beulah Washabaugh, Chief, Tenure and Vacancy Unit; and Walter A. Hines. The compilation of the statistics was under the supervision of Robert B. Voight, Assistant Chief for Operations.

The collection of the information on which these statistics are based was under the supervision of Lowell T. Galt, Chief, Field Division. The geographic work, including the assignment of all block numbers and the preparation of maps, was under the supervision of Clarence E. Batschelet, Chief, Geography Division. The data were tabulated under the supervision of C. F. Van Aken, Chief, Machine Tabulation Division.

February 1952.

WACO, TEXAS

CONTENTS

INTRODUCTION

	Page		Page
General.....	1	Definitions and explanations—Continued	
Related reports.....	1	Persons per room.....	2
Use of data.....	1	Color of occupants.....	2
Comparability with 1940 Housing Census data.....	1	Contract monthly rent.....	2
Definitions and explanations.....	1	Value of one-dwelling-unit structures.....	2
Dwelling unit.....	1	Number reporting.....	2
Occupancy and tenure.....	2	Block identification.....	2
Condition and plumbing facilities.....	2		

TABLES

	Page
Table 1.—Characteristics of housing for the city: 1950.....	3
Table 2.—Characteristics of housing by wards: 1950.....	3
Table 3.—Characteristics of housing for wards, by blocks: 1950.....	4

Map of city, by blocks, appears following last page of tables.

BLOCK STATISTICS

INTRODUCTION

GENERAL

Volume V of the Reports on Housing consists of a separate report for each of the 209 cities which in 1940, or in a subsequent census prior to 1950, had a population of 50,000 or more. Each report presents for the city, by blocks, tabulations for a limited number of subjects obtained in the Census of Housing. The subjects in these reports are similar to those in the block statistics supplements to Volume I of the reports of the 1940 Census of Housing. The subjects in this report present the number of dwelling units classified by occupancy and tenure, condition and plumbing facilities, persons per room, color of occupants, average contract monthly rent of renter-occupied and selected vacant units, and the average value of one-dwelling-unit owner-occupied and selected vacant structures. In table 1, the statistics for these subjects are summarized for the city. Table 2 contains the statistics for wards; these are the only statistics for wards that will be published from the 1950 Census of Housing. In table 3, the data are presented by blocks within wards and block areas. Maps identifying the location of each block and the ward boundaries are a part of this report.

Related reports.—Related statistics for this city are contained in the Reports on Housing, Volume I, *General Characteristics*; and in the Reports on Population, Volume I, *Number of Inhabitants*, and Volume II, *Characteristics of the Population*.

The Reports on Housing for each State in Volume I present data on the characteristics of dwelling units for the State by residence (urban, rural nonfarm, and rural farm), for standard metropolitan areas, urbanized areas, counties, for urban places, places of 1,000 to 2,500 inhabitants, and rural-nonfarm and rural-farm dwelling units for each county. Each report includes the following subjects: occupancy, tenure, race of occupants, type of structure, year built, condition and plumbing facilities, water supply, toilet and bathing facilities, number of rooms, number of persons, persons per room, electric lighting, heating equipment, heating and cooking fuels, refrigeration equipment, kitchen sink, radio, television, and, for nonfarm units, the contract monthly rent, gross monthly rent, and value of one-dwelling-unit structures.

Volume I of the Reports on Population shows the 1950 population of each county and of each minor civil division within the county. It also contains figures for each incorporated place, for each unincorporated place with 1,000 or more inhabitants, and for incorporated places of 5,000 or more by wards. A special series of tables presents data for each urbanized area giving the incorporated places and portions of minor civil divisions within it.

Volume II of the 1950 Population Reports contains statistics on the general characteristics of the population. Chapter A of this volume repeats the figures on number of inhabitants as shown in Volume I; Chapter B presents demographic, economic, and social characteristics of the population; and Chapter C gives more detailed cross-classifications for States and large cities and standard metropolitan areas.

Use of data.—The tabulation of housing characteristics for areas as small as city blocks provides descriptive material of considerable value for technical studies of housing in the city. The statistics will be useful in compiling totals for special types of areas that may be defined to meet the requirements of individual investigators. Users of the data should bear in mind that in

practically all cases the data for a given block represent the work of only one enumerator. Consequently, housing characteristics for blocks are subject to a wider margin of error than is to be expected in the figures for tracts or wards which represent returns made by a number of enumerators. Misinterpretation of instructions by one enumerator may cause a significant bias in the statistics for a block even though it may have a negligible effect upon the figures for larger areas. In particular, the enumeration of "condition" depended to a considerable extent upon the judgment of the individual enumerator. Also, failure to indicate the correct block number for a significant number of dwelling units may introduce errors into the block data.

Comparability with 1940 Housing Census data.—In the 1940 Census of Housing, reports entitled "Block Statistics" were issued as supplements to the first series of Housing bulletins. These supplements consisted of separate reports for each of the 191 cities which had 50,000 inhabitants or more in 1930.

In the 1950 reports, the block numbers used are different, in most cases, from those used in the 1940 reports. Therefore, to compare 1940 and 1950 data for a given block, it is necessary to locate the block on the maps to obtain the corresponding 1940 and 1950 block numbers.

The subjects in both the 1940 and 1950 reports are substantially similar. However, data on number of structures, year built, and mortgage status have been omitted from the 1950 report. Furthermore, in the 1940 reports average contract or estimated monthly rent was reported for all dwelling units while in 1950 average contract monthly rent is reported for some, and average value for other, dwelling units.

DEFINITIONS AND EXPLANATIONS

More detailed and complete definitions are presented in Volume I of the Housing Reports.

Dwelling unit.—In general, a dwelling unit is a group of rooms or a single room, occupied or intended for occupancy as separate living quarters, by a family or other group of persons living together or by a person living alone.

A group of rooms, occupied or intended for occupancy as separate living quarters, is a dwelling unit if it has separate cooking equipment or a separate entrance. A single room, occupied or intended for occupancy as separate living quarters, is a dwelling unit if it has separate cooking equipment or if it constitutes the only living quarters in the structure. Also, each apartment in a regular apartment house is a dwelling unit even though it may not have separate cooking equipment. Excluded from the dwelling-unit count are large rooming houses, institutions, dormitories, and transient hotels and tourist courts.

In the 1940 Census, a dwelling unit was defined as the living quarters occupied or intended for occupancy by one household. A household consisted of a family or other group of persons living together with common housekeeping arrangements, or a person living entirely alone. However, the enumerator was not explicitly instructed to define rooms as dwelling units on the basis of cooking equipment or separate entrance.

The number of dwelling units in the 1950 Census may be regarded as comparable with the number of dwelling units in the 1940 Census. Some living quarters may have been classified as separate dwelling units in the one census and not in the other. Further, in the 1950 Census, living quarters with five or more

lodgers were not tabulated as dwelling units; generally, such quarters were included in the 1940 dwelling unit count. However, the net effect of these changes is probably small.

Occupancy and tenure.—Dwelling units are classified by occupancy and tenure into four groups: owner-occupied; renter-occupied; vacant nonseasonal not dilapidated, for rent or sale; and other vacant and nonresident. A dwelling unit is classified as owner-occupied if it was owned wholly or in part by the head of the household or by some related member of his family living in the dwelling unit. All other occupied units are classified as renter-occupied whether or not cash rent was actually paid for living quarters. Rent-free units and living accommodations received in payment for services performed are thus included with the renter-occupied units.

A dwelling unit is considered vacant if no persons are living in it at the time of enumeration. New units not yet occupied were enumerated as vacant dwelling units if construction had proceeded to the extent that all the exterior windows and doors were installed and final usable floors were in place. The classification "Vacant nonseasonal not dilapidated, for rent or sale" is descriptive of the vacant dwelling units reported in this classification. "Other vacant and nonresident" units include all dilapidated and seasonal vacant units as well as the not dilapidated units which were not for rent or sale.

Because of changes in enumeration procedures, the counts of total vacant units in 1940 and 1950 are not strictly comparable. In 1940, vacant units were enumerated if they were habitable; units uninhabitable and beyond repair were excluded from the enumeration. In 1950, units were included regardless of condition if they were intended for occupancy as living quarters. Therefore, no comparison should be made between the data on "vacant nonseasonal not dilapidated, for rent or sale" units from the 1950 Census and data in the 1940 Census reports.

In both censuses, dwelling units occupied entirely by non-residents were included with vacant units not for rent or sale. Trailers, tents, houseboats, and railroad cars which were vacant were excluded from the dwelling unit inventory in both 1950 and 1940.

Condition and plumbing facilities.—Data on condition of a dwelling unit are shown in combination with data for selected plumbing facilities and are, therefore, limited to units for which both condition and plumbing facilities are reported. Plumbing facilities include water supply, toilet facilities, and bathing facilities.

The category "with private bath" includes those dwelling units reported with both a flush toilet and a bathtub or shower inside the structure for the exclusive use of the occupants of the unit. The category "no private bath" includes those dwelling units not having private flush toilet or not having private bathing facilities. The "no running water" category includes units with only piped running water outside the structure or with only other sources such as a hand pump.

A dwelling unit is "dilapidated" when it is run-down or neglected, or is of inadequate original construction, so that it does not provide adequate shelter or protection against the elements or it endangers the safety of the occupants.

Persons per room.—The number of persons per room has been computed for each occupied dwelling unit by dividing the number of persons in the dwelling unit by the number of rooms in the dwelling unit. All persons enumerated in the Population Census as members of the household (including lodgers, servants, and other nonrelated persons) are counted in determining the number of persons that occupy the dwelling unit. The number of rooms in the dwelling unit includes all rooms available for living quarters throughout the year. Not counted as rooms are bathrooms, closets, pantries, halls, screened porches, and unfinished rooms in the basement and attic.

Color of occupants.—Occupied dwelling units are classified by color of head of household according to the definition used in the

1950 Census of Population. The group designated as "nonwhite" consists of Negroes, Indians, Japanese, Chinese, and other non-white races. Persons who are not definitely Indian or of other nonwhite race are classified as white.

Contract monthly rent.—Contract monthly rent is the rent, at the time of enumeration, contracted for by the renter regardless of whether it includes furniture, heating fuel, electricity, cooking fuel, water, or personal services.

Monthly rent for vacant dwelling units is the amount asked for the dwelling unit at the time of enumeration. The average monthly rent relates to renter-occupied dwelling units and vacant nonseasonal not dilapidated units for rent. Dwelling units which are occupied "rent-free" are not included with the units reporting rent.

Value of one-dwelling-unit structures.—Average value is shown for owner-occupied dwelling units and vacant nonseasonal not dilapidated units which are for sale only. Value is shown only if the unit is in a one-dwelling-unit structure without business and if it is the only dwelling unit included in the property. The value represents the amount for which the owner estimates that the property, including such land as belongs with it, would sell under ordinary conditions and not at a forced sale. For vacant units, value is the sale price asked by the owner.

Number reporting.—Occupancy and tenure are reported for all dwelling units, and color of occupants is reported for all occupied units. The corresponding distributions for these subjects in table 1 are based on all dwelling units and on occupied units, respectively. For all other subjects, the distributions are based on the units for which the specific characteristics are reported, that is, the "Number reporting."

The number of dwelling units for which the enumerator obtained no report on a particular item is shown for the city totals only; however, the number "not reported" can easily be derived for each area in tables 2 and 3 by subtracting the number reporting from the total number of dwelling units (or total occupied).

Block identification.—A map or series of maps is included in this report showing block numbers for each block, number and letter designations for wards and block areas, and the names of principal streets.

Blocks are identified by serial numbers, a separate series of numbers being used for each ward or for a group of wards. Thus, the location of each block for which data are presented in table 3 may be determined by referring to the ward and block number shown on the map. Similarly, data for a specific block may be located in the table by reference to the map for the identification numbers of the ward and block.

In some cities "block areas" have been established to facilitate the numbering of blocks in groups of less than 1,000. This may cause a break in the sequence of block numbers within a ward. Where this occurs each part of the ward that is in a separate block area is distinguished on the map, and in the table the data are shown for blocks in numerical order within each block area section of the ward. When a boundary of a ward cuts through a block separating the block into segments, the statistics for each segment are tabulated in the ward in which it is physically located on the map. In such cases, to obtain the statistics for the entire block it is necessary to add the statistics for all segments.

If no dwelling units are reported for a block, the block number is not listed in table 3, although it is shown on the map. Dwelling units for which the block number was not reported are indicated in the table by the symbol "NR." Detailed data are not shown for such dwelling units, nor for blocks containing fewer than three dwelling units. Average monthly rent is not shown when the monthly rent was reported for fewer than three dwelling units. Average value is not shown when the value of one-dwelling-unit properties was reported for fewer than three dwelling units. All dwelling units are included, however, in the statistics for the city and for each ward.

Table 1.—CHARACTERISTICS OF HOUSING FOR THE CITY: 1950

Subject	Number	Percent	Subject	Number	Percent
OCCUPANCY AND TENURE			PERSONS PER ROOM		
All dwelling units.....	25,952	100.0	Occupied dwelling units.....	24,619	...
Owner occupied.....	13,348	51.4	Number reporting.....	24,264	100.0
Renter occupied.....	11,271	43.4	1.50 or less.....	22,330	92.0
Vacant nonseasonal not dilapidated, for rent or sale.....	852	3.3	1.51 or more.....	1,934	8.0
Other vacant and nonresident.....	481	1.9	Not reported.....	355	...
CONDITION AND PLUMBING FACILITIES			CONTRACT MONTHLY RENT		
All dwelling units.....	25,952	...	Renter-occupied, and vacant nonseasonal not dilapidated units, for rent—Number reporting.....	10,940	...
Number reporting.....	25,441	100.0	Total contract monthly rent..... dollars.....	375,250	...
With private bath, not dilapidated.....	18,213	71.6	Average monthly rent..... dollars.....	34.36	...
No private bath, with running water, not dilapidated.....	3,211	12.6	VALUE OF ONE-DWELLING-UNIT STRUCTURES		
No running water or dilapidated.....	4,017	15.8	Owner-occupied, ¹ and vacant nonseasonal not dilapidated units, for sale only—Number reporting.....	11,069	...
Condition or plumbing facilities not reported.....	511	...	Total value or sale price..... dollars.....	73,359,000	...
No private bath or dilapidated.....	7,228	28.4	Average value..... dollars.....	7,079	...
COLOR OF OCCUPANTS					
Occupied dwelling units.....	24,619	100.0			
White.....	20,590	83.6			
Nonwhite.....	4,029	16.4			

¹Restricted to 1-dwelling-unit properties.

Table 2.—CHARACTERISTICS OF HOUSING BY WARDS: 1950

Ward	All dwelling units by occupancy and tenure					All dwelling units by condition and plumbing facilities			Occupied dwelling units			Contract monthly rent ¹		Value ² of one-dwelling-unit structures		
	Total	Owner occupied	Renter occupied	Vacant non-seasonal not dilap., for rent or sale	Other vacant and non-resident	Number reporting	No private bath or dilap.	No running water or dilap.	Total	Persons per room	Occupied by non-white	Number reporting	Average monthly rent (dollars)	Number reporting	Average value (dollars)	
TOTAL	25952	13348	11271	852	481	25441	7228	4017	24619	24264	19344	4029	10940	3436	11069	7079
1	2164	536	1533	58	37	2126	1164	782	2069	2037	290	553	1516	27.80	333	4.462
2	2093	783	1213	61	36	2043	293	82	1996	1951	70	77	1181	42.14	463	9.920
3	2918	885	1902	59	72	2815	1639	1038	2787	2718	503	940	1825	23.56	638	3.794
4	2526	1043	1361	66	56	2484	1237	759	2404	2384	269	600	1335	29.03	770	4.418
5	1524	888	564	51	21	1509	402	165	1452	1449	93	31	547	35.65	728	5.575
6	1743	1108	450	146	39	1708	384	260	1558	1521	107	228	435	52.70	1119	5.889
7	1248	880	322	14	32	1222	37	19	1202	1178	16	22	277	52.70	752	13.724
8	1537	1032	452	37	16	1517	49	8	1484	1472	15	2	447	60.08	928	8.468
9	2434	1836	406	117	75	2407	69	12	2242	2222	23	5	377	55.52	1812	9.354
10	2542	1390	1082	31	39	2480	1341	765	2472	2439	408	1462	1002	21.72	1122	4.466
11	1363	526	741	79	17	1351	238	33	1267	1245	51	80	781	34.55	362	6.543
12	2071	1388	566	94	23	2036	223	68	1954	1941	60	21	549	41.33	1181	6.177
12A	1789	1053	679	39	18	1743	152	26	1732	1707	29	8	668	46.55	861	7.602

¹For renter - occupied dwelling units and vacant nonseasonal not dilapidated units, for rent.
²For owner - occupied dwelling units and vacant nonseasonal not dilapidated units, for sale only.

HOUSING—BLOCK STATISTICS

Table 3.—CHARACTERISTICS OF HOUSING FOR WARDS, BY BLOCKS: 1950

[Detailed statistics not shown for blocks containing fewer than 3 dwelling units, nor for dwelling units not allocated by blocks (designated by NR)]

Ward	Block	All dwelling units by occupancy and tenure					All dwelling units by condition and plumbing facilities			Occupied dwelling units			Contract monthly rent ¹		Value ² of one-dwelling-unit structures			
		Total	Owner occupied	Renter occupied	Vacant non-seasonal not dilap., for rent or sale	Other vacant and non-resident	Number reporting	No private bath or dilap.	No running water or dilap.	Total	Persons per room		Occupied by non-white	Number reporting	Average monthly rent (dollars)	Number reporting	Average value (dollars)	
											Number reporting	1.51 or more						
1	493	42	19	23					42	41	3							
	494	50	16	34					50	50	3							
	495	28	8	20					28	26								
	496	64	17	44	3				61	58	11	42						
	497	63	11	52					63	63	8	63						
	498	21	6	15					21	21	1	15						
	499	16	3	11					14	14	2	12						
	502	87	27	49	7	4			76	75	23	33						
	503	72	19	49	3	1			68	68	4	4						
	504	28	6	20	1	1			26	26	2	14						
	505	34	16	18					34	33								
	506	26	12	14					26	26								
	507	33	17	14	2				31	31								
	649	40	8	25	6	1			37	33								
	650	55	17	36	1	1			55	53	6							
	651	34	14	17	3				33	30	1	2						
	652	128	32	90	3	3			128	90	79	122	15	71				
	653	71	20	51					71	64	64	71	12	65				
	654	35	13	22					34	34	4	35	2	15				
	655	27	9	14					26	19	19	23	2	22				
	656	35	5	29		1			35	32	32	34	15	19				
	657	67	11	55		1			66	42	4	66	13	5				
	658	66	11	48	5	2			62	37	12	59	9	20				
	659	111	37	68	1	5			110	86	81	105	22	104				
	660	43	8	35					42	11	43	43	3	33				
	661	47	14	32	1				47	13	46	43	5	32				
	662	47	12	34	1				47	21	3	46	1	33				
	745	56	10	44	2				54	15	1	54	6	2				
	746	69	17	52					66	28	8	69	7	6				
	747	40	11	27	1	1			40	14		38	4	27				
	748	35	13	21	1				35	21	18	34	2	15				
	749	72	2	62	4	4			72	44	32	64	12	13				
	750	45	12	33					45	19	5	45	4	4				
	751	29	2	27					29	8	3	29	2	2				
	752	57	7	48		2			57	43	39	55	20	15				
	753	31	5	25		1			30	30	30	30	15	2				
	754	48	7	38	1	2			47	44	39	45	45	3				
	755	25	7	17		1			25	19	15	24	7	7				
	756	4	1	3					4	1	1	4	4	3				
	757	21	8	13					20	9	6	21	20	1				
	758	24	6	16		2			24	16	14	22	2	4				
	759	28	5	23					26	15	4	28	2	2				
	760	4	4	4					4	4	4	4	4	4				
	761	35	4	31					33	17	2	35	7	7				
	762	37	12	23	2				36	12	4	35	35	2				
	763	29	6	23					29	14	8	29	6	1				
	804	3	1	2					3	3	3	3	3	1				
	805	6	1	5					6	6	6	6	6	5				
	806	31	4	27					31	8	2	31	31	27				
	807	15	2	12	1				15	8	8	14	3	12				
	808	2							2			3	2					
	809	3		3					3			3	2					
	812	4	3	1					4	2	2	4	4	1				
	815	2							2			2						
	823	33		26	7				32	25	3	26	26	3				
	824	6		6					6	4	3	6	6	3				
	2	555	26	8	13	5			25	1		21	21	2				
		556	19	9	10				19	1		19	18		18			
		557	15	6	9				15	15	15	1	2		7			
		558	7	3	4				5	7	5		2		2			
		559	12	6	6				11	1	12	12	5		5			
		560	32	11	20	1			30	3	31	31	1	19				
		561	10	9	1				10	10	10	10						
		562	17	8	9				17	1	17	17	2					
		563	23	15	6		2		23	1	21	21						
		564	27	17	10				27	1	27	27						
		565	17	8	9				17	1	17	17	1	2				
		566	13	8	5				13	1	13	13						
		567	19	8	11				19	1	19	18						
		568	19	13	5	1			17	17	18	18						
		569	13	10	3				13	13	12	12	1					
		610	21	6	15				21	3	21	20		10				
		611	14	8	5		1		13	2	13	12		5				
		636	12	8	4				11	1	12	12		3				
		637	17	10	6		1		17	1	16	16	1	2				
		638	20	12	8				18		20	18		1				
		639	18	13	5				18	2	18	18		5				
		640	18	4	14				17		18	18	1	1				
		641	13	5	8				11	1	13	12		8				
		642	20	7	12		1		20	1	19	19		2				
		643	19	9	9		1		18	2	18	18	2	2				
		644	19	9	10				19	2	19	19						
		645	37	12	23	2			37	14	35	34	5	25				
		646	12	4	8				12	2	12	12		7				
		647	29	9	19	1			27	4	28	26		17				

¹For renter - occupied dwelling units and vacant nonseasonal not dilapidated units, for rent.
²For owner - occupied dwelling units and vacant nonseasonal not dilapidated units, for sale only.

Table 3.—CHARACTERISTICS OF HOUSING FOR WARDS, BY BLOCKS: 1950—Con.

Ward	Block	All dwelling units by occupancy and tenure					All dwelling units by condition and plumbing facilities			Occupied dwelling units			Contract monthly rent ¹		Value ² of one-dwelling-unit structures	
		Total	Owner occupied	Renter occupied	Vacant non-seasonal not dilap., for rent or sale	Other vacant and non-resident	Number reporting	No private bath or dilap.	No running water or dilap.	Total	Persons per room		Number reporting	Average monthly rent (dollars)	Number reporting	Average value (dollars)
											Number reporting	1.51 or more				
2	648	58	15	41	1	1	58	16	6	56	56	3	42	41.83	2	
	643	39	11	28			39	11	4	39	39		28	42.28	1	
	664	47	15	28	2	2	47	12	4	43	43	4	28	37.64	3	6,000
	665	18	6	11	1		15	2		14	14	1	10	40.50	4	5,775
	666	48	13	34	1		47	6	1	47	47	4	35	35.25	6	6,166
	667	16	5	9	1	1	16	1	1	14	14	1	10	41.30	4	11,500
	668	10	4	6			10	1	1	10	10	1	6	46.66	4	
	669	10	4	4		2	10	1		8	8		4	48.00	3	13,000
	670	24	7	17			24	4	1	24	24	1	13	56.30	2	
	671	14	6	7	1		13	1		13	12	1	7	29.00	4	5,875
	672	14	11	3			14	1		14	14		3	46.66	10	7,570
	673	17	10	7			17	2		17	15		7	47.42	6	6,916
	674	21	7	14			21	1		21	20	5	11	52.09	5	14,660
	675	15	11	4			14			15	15	2	3	37.00	7	9,500
	718	35	21	10	3	1	34	6	6	31	30		10	44.20	21	8,623
	719	62	28	31	2	1	59	6	3	59	58	2	30	44.83	16	9,406
	720	17	10	7			17			17	17		7	37.42	6	8,250
	721	17	10	7			17			17	17		7	46.71	7	6,757
	722	11	3	8			11			11	11		8	56.25	1	
	723	1														
	724	11	10	1			11			11	11	1	1		9	6,244
	725	13	7	6			13	1		13	13		6	53.33	5	7,900
	726	16	10	6			15	1		16	16	1	6	40.16	9	6,722
	727	17	3	14			15	4		17	17	1	14	37.21	2	
	728	8	2	6			7	1		8	7		5	69.40	1	
	729	21	7	13		1	19	1		20	20	1	12	35.50	4	9,500
	730	26	7	19			24	11	6	26	26	2	17	31.88	3	6,666
	731	1														
	732	17	6	11			17			17	17		10	40.40	4	7,375
	733	18	10	8			17			18	18		8	40.87	8	7,750
	734	32	12	20			28	4		32	28	2	16	41.12	4	5,500
	735	5	1	4			5			5	5		4	36.75	1	
	736	10	8	2	1		10	1		9	9		9	51.00	1	
	737	39	12	25	2		39	11	1	37	37	3	26	38.11	6	7,333
	738	6	6				6			6	6		6	53.16		
	739	5	2	3			5			5	5		2		1	
	740	34	10	23	1		34	4	1	33	33	2	24	43.70	2	
	741	28	11	14	3		28	11	6	25	25	2	17	34.47	6	2,833
	742	39	9	24	4	2	39	15	6	33	32	2	27	37.37	4	6,125
	744	44	9	30	4	1	43	20	2	39	39	5	32	39.37	3	7,833
	764	47	8	38		1	46	11		46	45	4	38	40.42	3	7,933
	765	15	4	11			15	2	2	15	15		10	38.40	3	11,333
	766	12	5	7			12			12	12	1	7	34.85	4	21,000
	767	14	4	10			13			14	14	1	10	51.60	3	30,666
	768	38	11	24	1	2	38	3		35	35	1	21	39.14	6	8,166
	769	40	23	16		1	40	2		39	38	2	16	52.37	18	9,916
	770	42	23	19			42	2		42	42		19	38.31	11	7,000
	771	8	2	6			8			8	8		2			
	797	8	2	5		1	8	1		7	7	1	5	26.50	1	
	798	105	39	62	2	2	104	13	3	101	94	2	6	41.31	14	13,121
	799	25	7	16	1		25	13	2	23	22	1	4	32.94	1	
	800	61	11	47	3	1	61	10	4	58	58	2	45	43.60	4	15,250
	801	5	2	3			5			5	5		1		2	
	803	17	2	14		1	16	8	4	16	16	2	13	30.61	1	
	825	11	4	6			11			10	10	1	5	34.40	2	
	826	66	3	56	5	2	65	1		59	59	1	58	44.05	9	
	827	50	16	29	3	2	47	12	2	45	42	1	29	36.82	9	17,055
	828	7	3	4			7	1		7	7		3	32.00	1	
	829	97	28	56	9	4	97	7	2	84	80	2	61	51.86	8	14,875
	830	9	3	6			9			9	9		6	47.16	2	
3	185	2					3	3		3	3		3	23.66		
	186	6		3			3	3		6	6	1	4	37.00	1	
	217	56	2	44		7	54	54	54	49	46	16	47	36.00	4	
	218	1														
	266	1														
	268	29		28	1		29	14		28	28	2	29	19.96		
	300	3	2	1			3	3	3	3	3	1	1			
	301	11	1	8		2	11	9		9	9		8	24.25		
	302	8	3	5			5	5	5	8	7	4	11	11.90	2	
	303	20	8	11		1	20	19	19	19	19	13	11	11.90	2	
	304	18	3	15			18	17	17	18	17	5	12	7.50	3	1,833
	316	16	3	13			16	16	16	16	16	12	13	10.76	1	
	317	30	18	12			29	29	29	30	30	16	9	10.22	14	1,242
	318	32	3	21		2	26	26	26	24	24	6	21	13.00	3	1,633
	319	36	7	25			32	23	19	32	31	11	18	23.27	6	3,416
	320	39	8	30		1	33	32	32	38	35	7	27	18.59	3	4,166
	321	35	3	29		3	32	28	21	32	32	5	27	28.44	1	
	323	13	2	11			13	9		13	12	2	11	16.09	2	
	367	80	32	47	1		80	50	34	79	77	11	47	31.36	21	3,804
	368	118	32	79	3	4	118	60	35	111	110	15	79	33.17	18	6,361
	369	130	19	103	1		127	108	90	122	121	17	100	29.80	8	4,662
	370	18	3	15			16	10	1	18	16	5	11	24.72	1	
	371	54	23	28		3	54	28	17	51	50	8	26	19.07	16	4,050

¹For renter - occupied dwelling units and vacant nonseasonal not dilapidated units, for rent.
²For owner - occupied dwelling units and vacant nonseasonal not dilapidated units, for sale only.

HOUSING—BLOCK STATISTICS

Table 3.—CHARACTERISTICS OF HOUSING FOR WARDS, BY BLOCKS: 1950—Con.

Ward	Block	All dwelling units by occupancy and tenure					All dwelling units by condition and plumbing facilities			Occupied dwelling units			Contract monthly rent ¹		Value ² of one-dwelling-unit structures	
		Total	Owner occupied	Renter occupied	Vacant non-seasonal not dilap., for rent or sale	Other vacant and non-resident	Number reporting	No private bath or dilap.	No running water or dilap.	Total	Persons per room	Occupied by non-white	Number reporting	Average monthly rent (dollars)	Number reporting	Average value (dollars)
3	372	23		23					23							
	373	21		21					21							
	374	34		34					34							
	375	55		55					55							
	376	39		39					39							
	377	18	1	17					17							
	378	17		17					17							
	379	18		18					18							
	380	18		18					18							
	381	18		18					18							
	382	18		18					18							
	383	18		18					18							
	384	18		18					18							
	385	18		18					18							
	386	18		18					18							
	387	18		18					18							
	388	18		18					18							
	389	18		18					18							
	390	18		18					18							
	391	18		18					18							
	392	18		18					18							
	393	18		18					18							
	394	18		18					18							
	395	18		18					18							
	396	18		18					18							
	397	18		18					18							
	398	18		18					18							
	399	18		18					18							
	400	18		18					18							
	401	18		18					18							
	402	18		18					18							
	403	18		18					18							
	404	18		18					18							
	405	18		18					18							
	406	18		18					18							
	407	18		18					18							
	408	18		18					18							
	409	18		18					18							
	410	18		18					18							
	411	18		18					18							
	412	18		18					18							
	413	18		18					18							
	414	18		18					18							
	415	18		18					18							
	416	18		18					18							
	417	18		18					18							
	418	18		18					18							
	419	18		18					18							
	420	18		18					18							
	421	18		18					18							
	422	18		18					18							
	423	18		18					18							
	424	18		18					18							
	425	18		18					18							
	426	18		18					18							
	427	18		18					18							
	428	18		18					18							
	429	18		18					18							
	430	18		18					18							
	431	18		18					18							
	432	18		18					18							
	433	18		18					18							
	434	18		18					18							
	435	18		18					18							
	436	18		18					18							
	437	18		18					18							
	438	18		18					18							
	439	18		18					18							
	440	18		18					18							
	441	18		18					18							
	442	18		18					18							
	443	18		18					18							
	444	18		18					18							
	445	18		18					18							
	446	18		18					18							
	447	18		18					18							
	448	18		18					18							
	449	18		18					18							
	450	18		18					18							
	451	18		18					18							
	452	18		18					18							
	453	18		18					18							
	454	18		18					18							

¹For renter-occupied dwelling units and vacant nonseasonal not dilapidated units, for rent.
²For owner-occupied dwelling units and vacant nonseasonal not dilapidated units, for sale only.

Table 3.—CHARACTERISTICS OF HOUSING FOR WARDS, BY BLOCKS: 1950—Con.

Ward	Block	All dwelling units by occupancy and tenure					All dwelling units by condition and plumbing facilities			Occupied dwelling units			Contract monthly rent ¹		Value of one-dwelling-unit structures	
		Total	Owner occupied	Renter occupied	Vacant non-seasonal not dilap. for rent or sale	Other vacant and non-resident	Number reporting	No private bath or dilap.	No running water or dilap.	Total	Persons per room		Number reporting	Average monthly rent (dollars)	Number reporting	Average value (dollars)
											Number reporting	1.51 or more				
3	755	14	9	5					14	2		3	26.66	9	6,388	
4	189	1														
	190	1														
	191	1														
	192	30	2	23	2	3	29	8		25	24	2	24	28.66		
	193	1														
	194	1														
	195	17	2	3	1		6	2	1	5	5		4	28.25	2	
	228	17	3	8		6	17	10	8	11	11	4	7	25.00	1	
	229	4		4			4	4	3	4	4	1	4	6.25		
	230	9	3	6			9	6	6	9	9		6	8.33	3	14,500
	231	1														
	232	12		12			11	11	10	12	12	1	10	15.41		
	233	34	4	30			34	30	28	34	34	19	29	15.79	2	
	234	6		6			6	6	3	6	6		2		2	
	235	22	15	22	2		20	19	17	20	19	6	16	23.00	3	2,500
	236	7	3	4			7	7	11	7	7	2	4	10.50	3	1,666
	237	12	11	12			12	3	1	12	12		1	4	7	4,900
	238	10	5	10			10	7	7	10	10	1	5	30.40	3	3,800
	239	16	9	6	1		16	10	6	15	15	4	7	32.14	3	3,400
	240	10	1	9			9	4	4	10	10		9	27.11	1	
	241	21	11	9		1	20	10	4	20	20		9	22.55	6	4,483
	242	17	9	8			17	6	4	17	17	4	6	34.00	5	5,400
	243	11	8	8			16	10	9	16	16	5	6	26.83	7	3,185
	244	15	15	8	1	2	32	19	9	30	30	2	15	23.00	9	3,633
	245	17	8	8			17	7	5	16	16	3	8	24.25	6	5,000
	246	3	1	3			3	2	2	3	3		2	29.21	5	3,460
	247	18	2	25	2	2	47	26	14	43	43	7	1	31.40	13	3,100
	248	12	3	31	3	10	54	32	22	43	42	4	29	25.44	3	5,333
	249	1	1	44			44	32	24	43	43	10	11	24.64	10	3,080
	250	15	3	1			15	4	2	14	14	2	12	15.00	9	3,888
	251	17	7	10			17	16	8	17	17	2	15	17.90	7	1,414
	252	6	6	113	1	1	120	22	22	119	119	6	22	26.94	5	3,200
	253	33	16	17			33	29	25	33	33	7	10	21.75	8	2,512
	254	26	7	17	1	1	26	17	12	24	22	4	18	35.27	4	3,375
	255	1	2	1			3	2	2	3	3		1		1	
	256	3	3	3			3	3	2	3	3		3		5	5,760
	257	5	2	3		2	35	17	9	32	32	3	1	38.50	5	6,700
	258	34	11	21	1	1	34	8	6	32	32	1	22	35.90	5	7,000
	259	34	11	24	3		36	18	8	35	33		2	37.34	6	6,583
	260	37	15	22			37	25	21	37	37	4	34	14.50	13	3,476
	261	53	22	31			53	47	47	53	53	16	49	17.57	18	2,561
	262	18	9	9			18	7	1	18	18	3	8	27.00	8	2,212
	263	20	10	10			18	8	4	20	20	5	10	17.40	8	3,262
	264	25	24	24			23	23	17	24	24	6	23	8.95		
	265	14	5	6		1	14	11	10	11	11	2	1	30.00	5	2,780
	266	19	8	8		1	19	28	16	27	27	5	22	18.87	15	1,726
	267	14	38	8		1	53	33	28	52	52	5	37	20.00	10	3,850
268	29	118	6	2		153	75	16	147	145	3	2	34.94	15	4,700	
269	10	22				33			32	32		24	36.25	6	10,500	
270	34	4	1			5	4	3	5	5		4		4	1,475	
271	3	1	2			3	1	1	3	3		2		1		
272	8	7	7			8	7	3	8	8	3	3	12.71	1		
273	13	10	3			13	5	1	13	13	3	2		8	2,912	
274	17	8	8	1		15	8	1	16	16	1	7	23.71	7	4,542	
275	8	8	2			8	2	2	8	8		1		8	3,562	
276	9	7	2			9	2	2	9	9		2		7	4,157	
277	7	5	2			7	1	1	7	7		5	22.00	7	4,142	
278	12	20	13		1	34	12	1	33	33	1	11	30.00	14	6,892	
279	34	7	7			10	6	4	10	10		4	5.00	2		
280	10	3	27	1		37	1	1	36	36		26	46.19	5	9,260	
281	37	9	28			44	19	3	44	44	2	28	39.75	8	9,075	
282	44	16	33	4		49	30	1	46	45	26	36	30.69	13	5,107	
283	50	12	12			12	1	1	12	12		12		12	5,041	
284	12	8	2			10	4		10	10	1			8	3,500	
285	10	5	5			16	4		16	16		5	33.00	3	4,900	
286	16	11	2			16	4		16	16		9	30.33	8	5,333	
287	19	5	10	2	2	17	10	2	15	13	1			3		
288	15	1	13	1		15	2		14	14		13	29.46	1		
289	1	1	1			1	1		1	1		1	37.80	6	10,916	
290	16	6	10			16	2		16	16		10	37.80	5	14,200	
291	12	6	6			12	4		12	12		6	42.50	5	10,760	
292	28	7	19	2		28	10	1	26	24		21	40.52	5		
293	9	3				12	4		12	12		2		7	5,500	
294	43	20	21	2		41	20	1	41	41	2	22	33.45	10	6,860	
295	16	11	4	1		16	4		15	15		5	37.60	8	7,062	
296	1															
297	44	28	16			44	16	2	44	44	5	14	29.85	19	4,568	
298	14	26	10	2		26	11	2	24	24	1	11	39.90	7	4,242	
299	24	12	12			23	3		24	24		12	39.75	10	6,450	
300	16	11	4	1		16	3		15	14		5	52.20	10	7,750	
301	23	11	11	1		22	7		22	22		12	36.91	6	6,200	
302	27	6	18	3		27	3	1	24	24	1	21	42.09	3	4,766	
303	30	8	17	3	2	28	5		25	25	2	20	36.30	5	4,500	
304	22	7	13	2		22	4		20	20		14	38.50	8	7,050	
305	23	11	11	1		23	5		22	22		12	46.41	6	6,416	
306	20	10	7	1	2	20	6	2	17	17	1	7	38.71	6	6,566	

¹For renter - occupied dwelling units and vacant nonseasonal not dilapidated units, for rent.
²For owner - occupied dwelling units and vacant nonseasonal not dilapidated units, for sale only.

HOUSING—BLOCK STATISTICS

Table 3.—CHARACTERISTICS OF HOUSING FOR WARDS, BY BLOCKS: 1950—Con.

Ward	Block	All dwelling units by occupancy and tenure					All dwelling units by condition and plumbing facilities			Occupied dwelling units			Contract monthly rent ¹		Value ² of one-dwelling-unit structures	
		Total	Owner occupied	Renter occupied	Vacant non-seasonal not dilap., for rent or sale	Other vacant and non-resident	Number reporting	No private bath or dilap.	No running water or dilap.	Total	Persons per room		Number reporting	Average monthly rent (dollars)	Number reporting	Average value (dollars)
											Number reporting	1.51 or more				
4	615	15	9	6		14	5	2	15	15	1	6	31.33	8	4,000	
	616	33	18	15		33	10		33	33	3	14	27.57	13	4,407	
	617	12	10	2		12	2		12	12		2		10	3,160	
	640	12	7	4	1	12	4	4	11	11	1	4	39.50	6	3,166	
	641	26	19	6	1	26	8	5	25	25	1	6	34.83	17	3,776	
	642	6	6			6	5	6	6	6		5		6	2,733	
	643	16	10	6		15	4	4	16	16	2	6	29.66	7	3,571	
	644	19	8	10	2	18	10	3	19	19	1	10	32.70	6	5,333	
	645	15	5	5	1	14	4	5	13	13		7	37.85	4	9,375	
	646	18	3	14	1	18		1	17	17	1	14	33.28	1		
	647	24	11	12	1	24	2	1	23	23	3	12	32.41	8	5,050	
	670	17	13	4		17	9	6	17	17	2	3	13.66	11	3,090	
	671	16	7	9		16	8	6	16	16	2	7	26.28	5	3,440	
	672	7	5	2		7	5	5	7	7	3	3		3	3,466	
	673	14	10	3	1	14	11	11	13	13	1	1	13.33	10	2,120	
	674	19	15	3	1	19	13	13	18	18	2	3	26.66	15	2,340	
	675	4	2	2		4	3	2	4	4	3	2		2		
	676	12	2	10		12	10	10	12	12	2	11		7	3,357	
	677	4	2	2		4	4	4	4	4	1	2		1		
	678	30	16	13	1	30	28	28	29	29	4	27	13.54	12	1,933	
	705	3	1	2		3	3	3	3	3		2		1		
	706	2				2			2	2						
	707	2				2			2	2						
	708	9	5	4		9	9	9	9	9		8	15.00	4	2,875	
	709	11	4	7		10	6	6	11	11	10	6	19.00	3	2,800	
	710	11	7	4		11	7	7	11	11	1	8	16.50	5	2,100	
	724	9	7	2		9	7	7	9	9	8	8	11	7	1,600	
	725	40	23	16	1	40	36	33	39	39	6	33	17.26	22	2,254	
	726	9	5	4		9	6	6	9	9	7	15	22.40	5	2,240	
	727	12	5	7		12	7	7	12	12	2	12	20.00	5	1,740	
	732	15	12	3		15	13	11	15	15	1	14		10	3,220	
	733	14	10	4		14	10	10	14	14	5	14	12.25	8	2,112	
	734	18	9	7	1	18	13	10	16	16	2	4	12.85	8	4,212	
	735	6	4	2		6	4	4	6	6	1	7		4	8,625	
	736	12	8	4		12	10	9	12	12	2	12	27.66	8	1,712	
	737	9	6	3		9	7	5	9	9	8	8		6	1,883	
	738	14	11	3	1	14	8	4	13	13	2	13		10	2,620	
	741	11	6	5		11	8	8	11	11	11	9	11.00	2		
	742	10	8	2		10	9	9	10	10	1	3		7	1,542	
	743	1				1			1	1		1				
	744	9	7	2		9	9	9	9	9	1	9		5	1,360	
	745	4	4			4	3	2	4	4	2	4		4	1,500	
	746	2				2			2	2		1				
	747	16	12	4	1	16	6	6	14	14	1	5		8	5,412	
	749	6		6		6			6	6		4	60.00			
5	195	6	1	5		6	3	6	6	6	1	4	47.00	1		
	196	1				1		1	1					1		
	197	3	2	1		3	2	2	3	3		1		1		
	198	6	3	3		6	3	3	4	4		1		1		
	199	12	5	7		12	6	6	12	12	1	6	47.16	1		
	200	39	12	24	3	39	29	1	36	36	1	26	54.76	6	12,666	
	201	29	5	23		29	29		28	28	1	23	47.65	2		
	202	10	7	3	1	10	7		9	9	1	1		5	11,920	
	203	12	4	7	1	12	4		11	11		8	43.75	2		
	204	4	2	2		4		2	2	2						
	205	8	3	2	1	8		2	5	5		2		1		
	217	10		10		10			10	10		10	48.60			
	219	2				2			2	2				2		
	221	7	3	2	2	7			5	5						
	222	1				1			1	1		2				
	223	7	1	6		7	2	1	7	7	1	6	20.66	1		
	224	2				2			2	2						
	225	5		4	1	5	1	1	4	4	2	5	42.00			
	226	3		3		3	2	2	3	3		3	31.66			
	227	4	2	1		4	3	1	3	3		1		2		
	278	19		19		19	19	19	19	19	8	14	8.73			
	279	6		6		6			6	6	4	5	10.00			
	281	1				1			1	1						
	282	1				1			1	1						
	284	5	39	14	2	54	2	1	53	53	2	15	82.00	35	8,568	
	285	18	9	9		18	2	1	18	18		8	27.25	9	4,411	
	286	8	5	3		8	3		8	8		3	15.00	5	4,160	
	287	9	5	4		9	3		9	9	2	4	19.25	3	2,500	
	288	22	13	9		21	15	9	22	22	6	8	24.25	7	4,414	
	289	5	3	2		5	3	1	5	5		1		1		
	290	18	10	8		17	9	7	18	18	2	3	25.28	9	3,055	
	291	14	3	11		14	12	11	14	14		10	20.10	1		
	331	23	9	14		22	12	11	23	23	5	14	33.28	6	3,666	
	332	17	9	8		17	10	10	17	17		8	27.87	3	3,550	
	333	16	7	9		16	4	4	16	16	2	8	35.50	4	5,500	
334	4	1	2		4	1	1	4	4		2					
335	22	14	7	1	22	1	1	21	21	2	2	29.75	11	4,827		
336	39	18	20	1	39	39	11	38	38	4	19	33.00	12	4,908		
337	5	4	1		5			5	5		1		4	6,875		
338	1				1			1	1							

¹For renter-occupied dwelling units and vacant nonseasonal not dilapidated units, for rent.
²For owner-occupied dwelling units and vacant nonseasonal not dilapidated units, for sale only.

Table 3.—CHARACTERISTICS OF HOUSING FOR WARDS, BY BLOCKS: 1950—Con.

Ward	Block	All dwelling units by occupancy and tenure					All dwelling units by condition and plumbing facilities			Occupied dwelling units			Contract monthly rent ¹		Value ² of one-dwelling-unit structures	
		Total	Owner occupied	Renter occupied	Vacant non-seasonal not dilap., for rent or sale	Other vacant and non-resident	Number reporting	No private bath or dilap.	No running water or dilap.	Total	Persons per room		Number reporting	Average monthly rent (dollars)	Number reporting	Average value (dollars)
											Number reporting	1.51 or more				
5	339	13	9	4		13	1	1	13	13			3	433.33	6	4,983
	341	2														
	342	48	26	5	17	47	2	2	31	31			5	620.00	39	7,338
	345	5	4	1		5			5	5	1		1		4	6,625
	347	11	11			11			11	11					11	6,500
	348	6		6		6			6	6			6	705.50	18	8,094
	349	22	15	1	4	22			16	16			1		8	5,312
	350	9	8	1		9			9	9			1		16	4,725
	351	22	20	2		22		1	22	22	1		1		16	4,725
	352	29	22	7		29	10		29	29			7	371.4	16	5,675
	353	32	21	10	1	32	12		31	31	1		10	322.00	14	5,557
	354	20	8	12		20	8		20	20	2		10	314.00	5	5,600
	355	27	16	10		27	8		26	26			10	338.00	12	5,225
	356	7	4	2	1	7	5		6	6	1		3	183.33	2	
	357	20	7	11	1	20	11	3	18	17	1		10	383.00	3	4,266
	358	21	8	13		21	9	2	21	21	1		12	305.00	5	4,220
	359	11	7	3		11	4		10	10			3	233.33	5	5,260
	395	7	6	1		7	1	1	7	7	1		1		6	4,666
	396	19	10	8	1	19	9	3	18	18			9	282.2	7	4,471
	397	15	10	5		14	6	2	15	15	1		5	350.00	9	4,255
	398	9	3	4	1	9	4		7	7	1		5	416.00	1	
	399	29	17	11	1	29	4		28	28	4		12	408.33	12	5,041
	400	29	19	9		29	1		28	28			9	323.33	19	5,126
	401	29	23	5	1	29	2		28	28			6	341.6	20	5,200
	402	28	23	5		28			28	28	1		5	330.00	21	5,747
	403	21	15	6		21	3		21	21	1		5	384.00	15	5,066
	404	14	11	3		14	1		14	14	2		3	396.6	10	4,260
	405	9	6	3		9	1		9	9	1		2	260.00	4	4,725
	406	21	17	3	1	21	5		20	20			3	260.00	17	5,117
	407	26	21	5		23	4	1	26	26	1		3	386.6	18	4,766
	408	21	15	6		21	5		21	21			6	388.33	13	5,215
	409	11	7	4		11	2		11	11			4	197.5	6	3,983
	410	27	15	11		27	10		26	26			9	284.4	11	4,109
	411	7	5	2		7	4		7	7			2	316.6	3	3,166
	412	13	10	3		13			13	13			3	316.6	9	4,622
	413	22	12	10		21	7	1	22	21	1		10	284.00	9	3,733
	414	24	12	10	1	23	11	7	22	22	1		11	362.7	9	3,077
	435	17	6	11		17	10	6	17	17	1		11	208.1	3	3,933
	436	29	19	10		28	16	5	29	28	2	1	9	325.5	12	4,733
	437	19	10	8		19	9	3	18	18	1		7	304.2	8	4,287
	438	16	12	4		16	6	2	16	16			4	287.5	9	4,222
	439	9	4	5		9	4	2	9	9	2		5	300.00	3	6,666
	440	13	9	3		13	1	1	12	12			3	400.00	9	4,422
	441	18	11	6		18	9	6	17	17			6	325.00	9	3,244
	442	12	8	2	1	12	9	3	10	10	2		3	316.6	4	6,000
	443	8	7	1		8	4	4	8	8	1		1	491.6	6	4,916
	444	17	12	5		17	5	5	17	17	2		5	340.00	11	4,209
	445	31	19	11		31	7	4	30	30	1		10	381.00	16	4,822
	446	18	12	6		18	3	1	18	18			6	308.33	10	5,090
	447	20	14	6		20	8	6	20	20	2		5	452.00	11	5,354
448	20	15	5		20	5	5	20	20			5	325.00	14	6,121	
449	33	22	11		33	8	3	33	33	1		11	286.33	20	5,375	
450	18	11	5	2	18	5	2	16	16			5	326.00	11	4,818	
451	25	20	5		25	5	4	25	25	2		5	262.00	18	4,494	
452	15	8	6	1	15	3	3	14	14	3		7	364.2	8	4,625	
453	12	11	1		12	1		12	12	1		1		11	4,461	
454	14	13	1		14			14	14			1		12	4,375	
6	160	1														
	455	17	17			17			17	17					17	7,147
	456	16	14	2		16	2	2	16	15			2		13	6,938
	457	14	14			14			14	14					13	6,423
	458	28	25	2		28	1	1	27	27			2		23	6,556
	459	9	8	1		9			9	9			1		8	5,875
	460	12	6	5	1	12	4		11	11			4	277.5	4	5,975
	461	8	4	3		8			7	7			3	356.6	5	6,880
	462	15	11	3	1	15	2		14	14			3	390.00	12	5,366
	463	16	12	4		16	2		16	16	1		4	232.5	10	3,940
	464	9	5	4		9	1	1	9	9			4	332.5	5	3,800
	486	8	4	4		8	3	1	8	8	3		3	416.6	3	3,500
	487	8	6	2		8	3		8	8			3		5	4,080
	488	15	11	3		15			14	13			3	470.00	10	6,390
	489	12	9	2		11	1		11	11			3		8	7,833
	490	8	8			8			8	8			1		8	7,433
	491	14	11	3		14			14	14			3	400.00	10	6,600
	492	22	16	3		22	1		21	20			2		18	6,244
	493	13	11	2		13			13	11	1		2		18	6,477
	494	20	15	5		19	2	1	20	18	1		3	300.00	14	5,221
495	27	21	4	2	27	4	4	25	25	3		5	440.00	22	4,854	
497	26	17	2	7	24			19	17			1		23	7,200	
498	264	174	8	78	263	3	2	182	181	3		1	614.4	249	6,885	
499	15	9	4		14			13	12			3	816.6	11	7,572	
500	16	1	1		16			15	15			1	498.00	2		
501	3	1	1		3	1	1	2	2	1		1		2		
502	4	4	4		4			4	4			1		2		
504	5	2	1		5			3	3			1		3	7,100	

¹For renter - occupied dwelling units and vacant nonseasonal not dilapidated units, for rent.
²For owner - occupied dwelling units and vacant nonseasonal not dilapidated units, for sale only.

HOUSING—BLOCK STATISTICS

Table 3.—CHARACTERISTICS OF HOUSING FOR WARDS, BY BLOCKS: 1950—Con.

Ward.	Block	All dwelling units by occupancy and tenure					All dwelling units by condition and plumbing facilities			Occupied dwelling units			Contract monthly rent ¹		Value ² of one-dwelling-unit structures	
		Total	Owner occupied	Renter occupied	Vacant non-seasonal not dilap. for rent or sale	Other vacant and non-resident	Number reporting	No private bath or dilap.	No running water or dilap.	Total	Persons per room	Occupied by non-white	Number reporting	Average monthly rent (dollars)	Number reporting	Average value (dollars)
6	505	11	9		2	11			9	9					11	8,045
	506	10	3			9			3	3					10	6,540
	507	8	1		6	8	1	1	1	1					7	6,300
	508	14	14			14			14	14					14	6,378
	510	41	31	6	2	41	1		37	37	3	6	44.33		32	6,243
	511	12	11			12			11	10					10	7,780
	512	11	6	4		11			10	10		2			6	6,283
	513	9	9			9			9	9					9	6,266
	514	15	11	3		15		2	14	14	3	2			11	6,700
	515	8	4	4		8		2	8	8		4	32.50		4	4,275
	516	12	9	2		12	2	2	11	11		2			7	4,971
	531	11	10	1		11			11	11		1			10	5,080
	532	10	7	3		10			10	10		3	33.00		7	5,714
	533	14	11	3		14			14	14		3	32.33		11	6,090
	534	2														
	535	6	5	1		6			6	6		1			5	7,700
	536	7	7			7			7	7					7	7,042
	537	13	13			13			13	12					13	6,192
	538	57	38	15	4	56	8	5	53	52	2	14	43.92		35	5,897
	539	22	17	3	1	22	5	3	20	20		4	60.50		15	8,566
	541	16	9	6		16			15	15		6	39.16		9	6,233
	542	4	4			4			4	4					4	7,200
	544	13	11	2		13			13	13		2			9	6,144
	545	16	8	8		16	6	4	16	16	1	7	18.85		6	6,500
	546	13	6	5	2	13		2	11	11		5	52.00		5	5,200
	547	14	11	3		14	4	4	14	14		3	30.00		7	5,214
	562	17	9	7	1	17	4	4	16	16		7	34.00		8	4,500
	563	19	16	3		19			19	19		3	43.33		13	5,384
	564	9	5	4		9			9	9		3	28.33		4	6,500
	565	1				1			1	1						
	566	8	7	1		8	2		8	8	2	1			6	4,250
	567	5	3	2		5			5	5		1			2	5,000
	568	5	5			5	2	5	5	5					5	3,640
	569	26	17	8	1	25	6	1	25	25	6	8	32.12		17	2,329
	570	9	4	3		9	1	1	7	7	1	1	58.33		3	10,166
	571	23	15	5		22	2	2	20	20		4	62.50		12	7,108
	573	8	8			8	4		8	7	1	1			8	1,850
	574	4	3	1		4	2		4	4		1			3	2,666
	575	9	6	2		9	2		7	7		1			3	2,000
	576	7	5	2		7			7	7		2			5	2,100
	578	3	3			3	1	1	3	3					3	5,166
	579	6	4	2		6	4	1	6	5	1	3			3	2,166
	580	6	4	2		6	1	1	6	6		2			4	4,275
	581	12	7	4	1	12	8	3	11	11	2	11	18.75		7	3,142
	582	9	6	3		9	4	1	9	9		3	20.00		5	4,700
583	6	4	2		6	5	2	6	6	2	6			4	3,000	
584	11	8	3		11	3	1	11	11		3	36.66		7	4,214	
618	13	8	5		12	8	3	13	10		2	31.50		4	2,700	
619	16	10	6		16	15	13	16	16		3	12.83		6	2,575	
620	13	9	4		13	9	5	13	12	2	13	17.33		8	6,112	
621	14	9	5		14	14	11	14	14	3	14	18.66		7	2,757	
622	25	10	15		24	22	18	25	25	3	24	12.40		8	1,700	
623	10	6	4		10	9	9	10	10		9	17.00		5	1,740	
624	8	5	3		8	7	7	8	8		8			4	1,150	
627	12	9	3		11	4		12	11		1	25.00		7	2,357	
628	9	6	3		9	5	1	9	9		1	59.33		6	916	
629	3	3			3	3	1	3	3		1			3	4,666	
631	12	8	3		12	6	3	11	10		4	29.66		7	3,985	
633	11	6	4		11	10	8	10	9		4	18.00		5	620	
634	13	10	2	1	13	10	9	12	12	3	12			9	3,122	
635	31	25	6		31	30	29	31	29	4	31	15.33		24	2,437	
636	15	10	5		15	13	12	15	15	2	15	14.40		7	3,571	
637	14	8	6		14	14	12	14	14		11	19.80		6	3,500	
638	15	12	1	1	15	12	11	13	13	3	13			13	2,830	
639	14	9	5		13	10	7	14	14	3	4	33.00		8	2,775	
680	1				1			1	1							
681	5	3	2		5	3	3	5	5	1	1			3	4,466	
682	119	11	101	7	114	7	7	112	107	5	7	48.33		6	2,400	
683	6	3	3		6	5	5	6	6		3	42.66		2	9	
684	11	9	1		11	3	2	10	10		2			9	6,066	
685	12	6	6		12			12	12	1	5	36.00		3	5,600	
686	10	7	1	1	10	8	2	10	8		2			6	8,916	
687	5	1	4		5	1	1	5	5	2	4	46.25		1		
688	2				2			2	2							
690	59	34	23		53	9	6	57	50	3	2	38.94		26	12,346	
691	12	4	4	4	12	1	1	8	8	1	6	40.50		6	7,466	
693	2				2			2	2							
694	10	6	4		9	6	1	10	10		3	30.66		3	3,666	
696	24	6	9	9	24	7	5	15	15	2	17	65.00		4	5,375	
698	11		7	4	11			7	7	4	11	57.27				
699	1				1			1	1							
700	4	2	2		4			4	4		2			2		
726	14	10	4		13	7	1	14	14	2	3	36.00		5	9,800	
7	PART IN BLOCK AREA A															
	593	119	97	6	1	15		113				6	75.00	90	13,366	

¹For renter - occupied dwelling units and vacant nonseasonal not dilapidated units for rent.
²For owner - occupied dwelling units and vacant nonseasonal not dilapidated units, for sale only.

Table 3.—CHARACTERISTICS OF HOUSING FOR WARDS, BY BLOCKS: 1950—Con.

Ward	Block	All dwelling units by occupancy and tenure					All dwelling units by condition and plumbing facilities			Occupied dwelling units			Contract monthly rent ¹		Value ² of one-dwelling-unit structures	
		Total	Owner occupied	Renter occupied	Vacant non-seasonal not dilap., for rent or sale	Other vacant and non-resident	Number reporting	No private bath or dilap.	No running water or dilap.	Total	Persons per room		Number reporting	Average monthly rent (dollars)	Number reporting	Average value (dollars)
											Number reporting	1.51 or more				
7	624	12	10	2		12	1	1	12	12		2		10	9,130	
	625	17	11	5	1	17			16	12		5	55.00	10	9,510	
	626	13	11	2		13			13	13		2		10	8,900	
	627	12	8	3	1	12			11	11		2		8	9,237	
	628	10	9	1		10			10	10	1	1		9	7,422	
	629	14	9	5		14			14	14		5	27.40	9	6,233	
	630	19	17	2		19			19	19		2		14	9,214	
	631	14	8	5	1	14			13	13		5	59.60	8	11,625	
	632	17	13	4		17		1	17	16		4	60.00	10	9,700	
	633	16	7	9		16	2	4	16	16	1	8	47.25	6	11,166	
	634	13	6	7		13	1	1	13	13	1	7	26.71	4	9,000	
	635	16	9	7		16	2	2	16	16		6	38.42	4	7,500	
	676	14	5	8	1	13	1	1	13	13	2	7	77.50	2	11,285	
	677	21	8	13		21	2	2	21	21		13	46.00	5	14,700	
	678	24	13	11		24	1	1	24	24		10	42.40	9	9,411	
	679	18	10	8		18		1	18	18		7	47.57	7	11,285	
	680	13	13			13			13	13	1	4	48.75	12	16,857	
	681	15	9	6		15			15	15		5	45.40	7	16,857	
	682	17	10	5		16			15	15	1	4	45.40	8	8,333	
	683	12	9	3		12	3	1	12	12	1	3	33.33	8	7,250	
	684	14	13	1		14			14	14		1	33.23	12	7,708	
	685	11	7	4		11			11	11		3	45.00	8	9,071	
	686	13	10	2		12			12	10		2	3	9	9,937	
	687	12	9	3		12			12	12		3	46.66	6	8,250	
	688	8	8			8	4	4	8	8		7	8	7	10,975	
	689	8	8			8			8	8		8	8	8	13,000	
	691	11	9	1	1	11			10	10		3	50.00	7	8,812	
	692	12	8	3		10			11	11		3	5	4	5,287	
	693	6	4	2		6			6	6		2	5	5	9,855	
	694	5	5			5			5	5		5	5	4	7,300	
	695	9	9			9			9	9		1		9	9,333	
	696	14	13	1		14			14	14		1		12	8,000	
	697	8	8			8			8	8		2		7	9,414	
	698	14	11	3		14			14	14		2		9	8,700	
	699	14	13	1		14			14	14		1		12	10,366	
	700	16	13	3		16			16	16		3	55.00	10	12,400	
	701	14	10	3	1	14			13	13		4	68.75	5	8,066	
	702	14	7	7		14			14	14		5	38.00	7	6,800	
	703	15	9	6		15			15	15		5	73.00	7	6,785	
	704	19	16	3		19	1	1	19	19		3	52.33	14	8,821	
	705	19	12	7		19			19	19		7	75.00	11	7,954	
	706	7	5	2		7			7	7		2		5	10,700	
	707	10	9	1	1	10			9	9		1		9	17,111	
	708	11	9	1		11			10	8		1		6	13,000	
	709	8	7	1		8	1	1	8	8	1	1		6	5,750	
	710	10	4	6		10			10	10		4	47.50	6	7,483	
	711	17	11	6		17			17	17		5	48.00	10	9,450	
	712	15	8	7		15			15	15		6	48.00	5	12,300	
	713	25	13	11	1	25	1		24	24		10	47.50	11	6,181	
	714	21	13	8		20			21	20		7	47.14	11	9,727	
	715	17	12	4	1	16	2		16	15		5	60.60	9	11,055	
	716	2				2			2	2		12	51.91	4	17,000	
	717	18	5	12	1	18			17	17		8	42.00	3	11,333	
	772	12	4	8		12			12	12	1	1		5	8,600	
	773	9	6	3		9			9	9		1		5	8,562	
	774	13	6	7		13			13	13		4	66.00	8		
	775	12	5	7		11			12	11		6	55.00	2		
	776	10	3	7		10	1	1	9	8	1	6	75.16	2		
	777	7	3	4	1	7			7	7		4	77.00	3	8,633	
	778	18	14	4		17			18	18	1	3	37.66	10	14,600	
	779	16	14	2		16			16	16	2	2		13	25,269	
	780	33	24	9		33			32	32	2	4	88.75	17	25,470	
	781	8	7	1		8			8	8		1		7	17,214	
	782	42	28	2	2	39	3	3	30	29	1	1		24	24,650	
	784	5	4	1		5			5	5		4		4	36,750	
	785	18	15	3		16			18	18		2		14	32,214	
	786	6	4	2		6			6	5		3		3	33,333	
	787	13	9	3		13			12	12	1	1		7	25,428	
	788	4	4			4			4	4		3		3	20,500	
	790	18	13	5		16			18	17		5	52.60	12	17,833	
	791	5	5			5			5	5		1		5	15,000	
	792	6	3	1		6			6	6		3		5	17,000	
	793	3	3			3			3	3		3		3	14,166	
	794	15	11	4		15			15	15		4	40.00	9	10,555	
	795	11	4	2		11			11	11		2		9	10,333	
	796	11	7	4		11			11	11	1	4	46.50	5	11,000	
	831	10	6	4		10	1		10	10	1	3	27.33	2		
	832	6	4	2		6			6	6		2		2		
	833	4	4			4			4	4		3		3	18,333	
	834	4	4			4			4	4		4		4	26,250	
	835	6	5	1		6			6	6		5		5	14,600	
	836	14	7	1	1	13			13	12	1	7	89.28	3	18,333	
	838	9				9			9	8		9		9	22,888	
	839	13	12	1		11			13	11		1		11	31,090	
	840	15	12	3		14			15	14		1		11	26,636	

¹For renter - occupied dwelling units and vacant nonseasonal not dilapidated units, for rent.
²For owner - occupied dwelling units and vacant nonseasonal not dilapidated units, for sale only.

HOUSING—BLOCK STATISTICS

Table 3.—CHARACTERISTICS OF HOUSING FOR WARDS, BY BLOCKS: 1950—Con.

Ward	Block	All dwelling units by occupancy and tenure					All dwelling units by condition and plumbing facilities			Occupied dwelling units			Contract monthly rent ¹		Value ² of one-dwelling-unit structures		
		Total	Owner occupied	Renter occupied	Vacant non-seasonal not dilap., for rent or sale	Other vacant and non-resident	Number reporting	No private bath or dilap.	No running water or dilap.	Total	Persons per room		Number reporting	Average monthly rent (dollars)	Number reporting	Average value (dollars)	
											Number reporting	1.51 or more					Occupied by non-white
7	PART IN BLOCK AREA B																
	206	4	3	1		4			4	4		1			2		
	207	7	5	2		7			7	7		2			4	2 487 5	
	208	6	3	3		6			6	6		2	85.00		2	2 300 0	
	209	6	3	3		6			6	6		2			3	2 300 0	
	210	2															
	214	4	3	1		4			4	4	1				2		
	8	306	140	88	50		137	3	3	138	133	4		48	65.08	84	7.065
		468	11	7	4		10	1		11	12			4	33.25	7	5.571
		469	3	2	1	1	3			3	2	1		3		3	61.666
470		10	7	3		10			10	10			4		4	64.000	
471		10	7	3		10	1		10	10			3	36.33	6	64.885	
472		11	10	1		11			11	11			3	35.00	7	72.333	
473		19	10	9		19			19	19			2	57.55	10	77.10	
474		13	10	3		13			13	13			2		5	11.600	
475		11	10	1		11			11	11			1		6	7.333	
476		10	9	1		10			10	10			1		9	15.055	
477		13	9	4		12			13	12			3	36.66	6	12.466	
478		6	4	2	1	6			5	5			2		3	7.500	
479		19	11	8		19			19	18			8	43.37	10	11.750	
480		17	10	7		17			17	17			6	38.66	8	10.937	
481		13	10	3		13			13	13			3	37.33	7	11.500	
482		10	7	3		10			10	10			3	48.33	2	9.000	
519		23	8	15		23	2		23	23		1	14	42.85	4	8.700	
520		14	6	8		14			14	14			8	47.87	5	8.636	
521		20	12	8		19			20	19			6	49.83	11	8.636	
522		14	11	3	1	14			13	13			3	53.33	11	11.545	
523		7	5	2		6			7	6			1		4	9.375	
524		16	10	6		16			16	16			6	50.66	9	67.44	
525		20	14	6		20	2		20	20			7	53.83	12	8.566	
526		20	12	8	1	20			19	19			6	45.57	6	7.883	
527		18	12	6	1	18	3		17	17			5	49.16	10	9.350	
528		19	14	5		19			19	19			5	54.40	12	62.58	
529		14	11	3	2	14			12	12			3	56.66	7	6.600	
530		13	8	5	1	13			12	12			3	46.66	11	4.533	
531		15	10	5	1	15	2	1	13	13	1		3		9	4.860	
532		9	7	2		9			9	9			2		5		
533		12	7	5	2	12	4		10	10	2		2		9	6.344	
534		8	7	1		8	2		8	8			1		6	6.350	
535		9	9			9			9	9			1		9	5.088	
536		6	5	1		6	1		5	5	1		1		5	4.600	
537		13	8	5	1	13	2		13	13			4	56.50	7	5.842	
538		13	10	3		13			13	13	1		3	68.33	9	6.611	
539		13	11	2		13			13	13			1		10	7.170	
540		15	12	3	1	15			14	14			2		12	7.250	
541		18	12	6		17			18	18	1		6	56.00	7	7.614	
542		17	16	1		17			17	17			1		16	8.312	
543		11	9	2		11			11	11			2		8	12.062	
544		8	4	4		8			8	8			4	40.00	4	7.500	
545		13	11	2		12			13	12			2		11	6.472	
546		15	10	5		15	4		15	15			5	47.20	9	7.200	
547		14	11	3		13			14	14			3	70.00	11	8.300	
548		1															
570		13	9	4		11			13	13			1		4	35.25	
571		10	8	2		10			10	10			4		7	7.985	
572		13	10	3		13			13	13			3		9	8.866	
573		16	10	6		16	2		16	16			5	41.00	7	8.428	
574		20	10	10		20	4		20	20			10	41.70	8	7.312	
575		5	4	1		5			5	5			1		3	8.000	
576	11	6	5	1	11		1	9	9			3	60.00	7	7.571		
577	12	6	6		12			12	12			2	51.66	6	8.633		
578	12	10	2		12			12	12			2		9	9.144		
579	13	7	6		13			13	13			6	49.66	4	8.250		
580	14	7	7		14		1	13	13			6	55.83	7	10.071		
581	5	3	2	1	5			4	4			1		1			
582	27	23	4	1	27			27	27			4		23	8.843		
583	42	39	3		41			41	41			1	80.00	36	9.763		
584	32	28	4		32			31	31			3	76.66	28	8.203		
585	18	17	1		18			18	18			1		16	10.612		
586	14	13	1		14			13	13			1		13	11.869		
588	4	2	2		4			4	4			2					
589	2																
590	11	8	3		11			11	11			2		7	15.071		
591	21	20	1		21			21	21			1		19	14.689		
592	11	11			11			11	11			1		11	14.254		
593	132	30	77	20	132		5	107	107			91	90.31	32	8.671		
597	18	15	3		17			18	18			2		14	7.800		
598	5	3	2		5			5	5			2		3	9.766		
599	29	27	2		29			29	29			2		26	7.676		
600	50	37	11	1	49		1	48	47			12	53.25	35	8.080		
601	17	12	5		17			17	17			4	61.75	12	7.916		
602	10	8	2		10			10	10			2		8	8.975		
603	15	8	7		15			15	15			2	60.16	7	7.457		
604	10	8	2		10			10	10			6		8	6.812		
605	19	10	9		19			19	19			9	53.33	7	7.557		
606	13	8	5		12	3		13	13			4	40.00	6	5.750		

¹For renter - occupied dwelling units and vacant nonseasonal not dilapidated units, for rent.
²For owner - occupied dwelling units and vacant nonseasonal not dilapidated units, for sale only.

Table 3.—CHARACTERISTICS OF HOUSING FOR WARDS, BY BLOCKS: 1950—Con.

Ward	Block	All dwelling units by occupancy and tenure					All dwelling units by condition and plumbing facilities			Occupied dwelling units			Contract monthly rent ¹		Value ² of one-dwelling-unit structures	
		Total	Owner occupied	Renter occupied	Vacant non-seasonal not dilap., for rent or sale	Other vacant and non-resident	Number reporting	No private bath or dilap.	No running water or dilap.	Total	Persons per room		Number reporting	Average monthly rent (dollars)	Number reporting	Average value (dollars)
											Number reporting	1.51 or more				
8	608	10	5	5		9	3	1	10	10	1	5	255.00	4	6,875	
	612	10	5	5		10			10	10		5	61.40	5	10,100	
	613	11	3	7	1	11			10	10		8	472.5	2		
	614	15	11	4		15	3	1	15	15		2		9	6,755	
	615	15	12	3		15			15	15	1	3	41.66	11	7,363	
	616	19	12	7		19			19	19		7	321.4	10	8,270	
	617	18	15	3		18			18	18		3	483.3	15	8,260	
	618	10	10			10			10	10				10	9,380	
	619	14	13	1		14			14	14		1		13	7,746	
	620	14	11	2	1	14	2		13	13		3	356.6	9	8,111	
	621	9	8	1		9			9	9		1		8	10,562	
	622	7	7			7			7	7				7	10,500	
	623	17	9	7		17	2	2	16	16		5	484.0	8	7,950	
9	29	7	6	1		7			7	7		1		6	8,783	
	30	10	5	5	1	10			9	9		5	498.0	4	8,750	
	31	18	11	4	3	18			15	14		4	525.0	11	10,763	
	32	8	8			8			8	8				8	9,625	
	33	2														
	34	4	4			4			4	4				3	6,833	
	43	80	43	27	8	74	1	1	70	68		29	706.8	44	6,579	
	44	36	30	3	3	36			33	33		3	650.0	31	7,029	
	45	32	25	7		32			32	32		6	440.0	23	7,926	
	46	34	31	2	1	34	2	1	33	33	1	2		31	9,258	
	47	13	13			12			13	12				12	18,833	
	48	1	5	1		5			6	5				5	39,720	
	49	1														
	60	4	4			4			4	4				4	19,750	
	79	17	12	3	2	17			15	15		2		13	6,238	
	80	21	14	3	4	21			17	17		3	600.0	18	6,716	
	81	14	8	6		14	2		14	14	1	6	475.0	7	5,042	
	82	69	54	5	2	69	3		59	59		5	592.0	55	7,307	
	83	22	11	11		22	1	1	22	22		10	485.0	8	18,437	
	84	6	4	1	1	6			5	5		1		2		
	106	13	12	1		13			13	13	1	2		12	5,683	
	107	12	10	2		12			12	12		2		10	6,270	
	108	13	9	4		13			13	13		4	512.5	7	4,571	
	109	24	13	4	1	24	6		17	17	1	3	490.0	13	7,384	
	110	22	14	3	5	22			17	17		3	800.0	14	7,750	
	111	45	39	3	3	45			42	42	1	3	650.0	38	6,713	
	112	14	13	1		14			14	13		1		12	6,125	
	113	18	11	7		18			18	18		5	420.0	8	7,350	
	114	13	9	3	1	13	2		12	12		3	265.6	9	6,066	
	114	14	11	3		14	1		14	14		3	415.6	10	6,500	
	135	16	10	6		15	2		16	15		4	520.0	8	6,475	
	136	13	11	2		13			13	13		2		10	7,120	
	137	21	18	1	1	21	3	1	19	19		2		17	5,647	
	138	11	6	5		11			11	11		5	816.0	5	7,600	
	139	12	10	2		12			12	12		2		10	7,860	
	140	19	15	4		19			19	19		4	687.5	12	8,566	
	142	21	13	2	3	20	2	1	15	14		1	985.0	10	9,850	
	143	7	4	3		7			7	7		3	800.0	4	8,275	
	144	22	19	3		21			22	22		2		18	7,750	
	145	11	11			11			11	11				10	8,260	
	146	2														
	147	51	39	8	3	50			47	46		8	828.7	38	8,397	
	148	20	17	3		20			20	19		2		17	7,564	
	149	24	23	1		24	1		24	24		1		22	6,559	
	150	12	11	1		12			12	12		1		11	6,390	
	168	14	9	5		14	1	1	14	14		4	562.5	9	6,177	
	169	29	24	3	1	28	1	1	27	26		4	720.0	22	7,668	
	170	22	19	3		20			22	20				18	7,222	
	171	23	23			22			23	23		2		22	8,122	
	172	17	12	5		17			12	12				12	13,316	
	173	7	7			7			7	7				7	13,357	
	174	15	12	2		15	1	1	14	14		2		10	14,080	
	175	4	2		1	4			2	2				3	12,166	
	177	7	5		2	7			5	5				5	11,800	
	178	15	14	1		15			15	15		1		14	7,578	
	179	14	12	2		14			14	14	1	2		12	7,916	
	180	21	18	3		21	2		21	21		3	583.3	17	7,500	
	181	21	18	3		21			21	21	1	3	683.3	17	7,223	
	182	9	9			11			11	11	1	2		8	5,900	
	204	15	11	4		13	2		15	13		4	450.0	9	7,166	
	205	21	20	1		21			21	21	1	1		20	7,350	
	206	22	16	6		22			22	22	1	6	766.6	16	7,806	
	207	15	12	2		15	1		14	14		2		10	9,950	
	209	14	3	10		13			13	13		10	750.0	3	13,333	
	210	8	7		1	8			7	7				6	12,350	
	211	6	6			6			6	6				6	19,500	
	212	11	4		1	11			10	10		6	650.0	4	13,250	
	215	18	16	2		18			18	18		2		16	7,656	
	216	19	18		1	19			18	18				19	7,894	
	217	24	20	3	1	24			23	23		3	550.0	19	8,068	
	218	14	9	5		13			14	14		5	450.0	9	8,888	

¹For renter - occupied dwelling units and vacant nonseasonal not dilapidated units, for rent.
²For owner - occupied dwelling units and vacant nonseasonal not dilapidated units, for sale only.

HOUSING—BLOCK STATISTICS

Table 3.—CHARACTERISTICS OF HOUSING FOR WARDS, BY BLOCKS: 1950—Con.

Ward	Block	All dwelling units by occupancy and tenure					All dwelling units by condition and plumbing facilities			Occupied dwelling units			Contract monthly rent ¹		Value ² of one-dwelling-unit structures		
		Total	Owner occupied	Renter occupied	Vacant non-seasonal not dilap., for rent or sale	Other vacant and non-resident	Number reporting	No private bath or dilap.	No running water or dilap.	Total	Persons per room		Occupied by non-white	Number reporting	Average monthly rent (dollars)	Number reporting	Average value (dollars)
											Number reporting	1.51 or more					
9	246	21	19	2					21	21			1		19	9 00 5	
	247	18	17		1				17	17			1		17	8 85 2	
	248	16	15	1	1				16	16	1		1		15	9 12 0	
	250	3	3						3	3					3	13 00 0	
	252	1															
	254	5	5						5	5					5	10 40 0	
	257	10	7	1	1	1			8	8					8	9 31 2	
	261	1															
	262	5	5						5	5					5	24 80 0	
	263	8	7	1					8	8					7	15 57 1	
	264	15	12	3					15	15			3	59 3 3	11	9 00 9	
	265	13	12	1					13	13			1		12	13 45 8	
	266	14	13	1					14	14					13	13 76 9	
	267	13	12	1					13	13			1		12	9 48 3	
	290	15	15						15	15					14	8 85 7	
	291	18	17	1				2	18	18			1		16	9 23 7	
	292	15	13		2				13	13					15	8 27 3	
	293	14	13	1					14	14			1		12	10 91 6	
	294	7	7						7	7					7	15 85 7	
	295	8	5	3					8	8					3	18 33 3	
	296	1															
	304	2															
	305	6	4	1	1	8			6	5			1		5	5 00 0	
	306	80	51	5	16	8			80	56	1		4	75 2 5	67	7 31 7	
	307	12	8	1	3				11	9			1		10	5 21 0	
	308	4			4				4	4					4	6 30 0	
	309	4	2		2				4	2					4	7 42 5	
	310	1	1		2				1	1					7	6 42 8	
	311	1															
	312	4	1	1	2				4	2					2		
	313	1															
	314	8	7			1			8	7					7	18 00 0	
	315	8	7	1					8	8			1		7	17 92 8	
	316	8	7						8	8					6	21 16 6	
	317	15	12	3	4				15	15			2		12	11 95 8	
	318	16	12	4					16	16			4	59 5 0	12	9 16 6	
	319	31	20	10	1				30	30			10	62 0 0	19	8 02 6	
	357	8	6	1	1				7	7					6	6 66 6	
	358	16	14	1		1			16	16			2		14	8 60 7	
	359	13	12	1					13	13					10	9 80 0	
	360	9	7	1		1			8	8			1		6	17 83 3	
	361	14	11	3					14	14			1		8	21 00 0	
	362	4	4		3				5	5			3	65 0 0	3	24 00 0	
	363	4	4						4	4					4	16 75 0	
	364	11	11						11	11					11	9 77 2	
	365	117	69	10	29	9		7	79	79	3		4	31 2 5	93	7 37 4	
	366	11	11						11	11					11	9 13 6	
	367	14	10	4				1	14	13			1		10	13 00 0	
	368	9	8	1					9	9			1		8	18 25 0	
	369	7	7						7	7					7	19 40 0	
	370	14	13			1			13	10					12	15 85 8	
	372	18	14	3					17	17			3	51 6 6	14	8 40 0	
	373	18	17	1					18	18			1		17	7 85 2	
	375	9	7	2					9	9			2		7	7 07 1	
	408	21	16	4		1			20	20			4	52 5 0	15	6 98 6	
	409	16	11	5					16	16			5	58 0 0	10	9 83 0	
	410	9	6	3					9	9			3	56 6 6	6	9 16 6	
	411	16	9	7					16	16			7	44 7 1	8	12 36 2	
	412	8	5	2	1				7	7			2		4	10 62 5	
	413	10	9	1					10	10			1		9	10 83 3	
	414	12	7	3	1	1			12	10			4	47 0 0	5	9 00 0	
	415	16	10	6					16	16			6	46 3 3	9	9 50 0	
	416	11	10	1					11	11			1		10	8 05 0	
	417	7	7						7	7					7	10 78 5	
	418	16	15	1					16	16			1		14	8 41 4	
	419	20	14	5	1			4	19	19			1	41 0 0	13	9 61 5	
	420	15	12	3					15	15			3	53 3 3	11	9 00 0	
	421	24	14	10				2	24	24			10	41 5 0	13	7 32 3	
	422	8	5	3				2	8	8			3	46 6 6	3	10 83 3	
	423	15	11	3	1			2	14	14			4	47 5 0	8	8 18 7	
	424	18	11	5	1	1		4	16	15			5	36 0 0	10	8 10 0	
	425	15	10	4	1				14	14			4	48 7 5	10	9 51 0	
	426	14	6	8				2	14	14			6	37 0 0	5	5 90 0	
	453	11	8	1	2				9	9	1	1			7	14 57 1	
	454	17	11	6					17	17			6	36 6 6	10	9 75 0	
	455	15	11	4					15	15			3	66 6 6	9	8 66 6	
	456	14	9	4	1			4	13	13			1	35 0 0	7	7 47 1	
	457	7	2	5					7	7			5	39 0 0	2		
	458	10	8	2					10	10			2		8	10 42 5	
	459	12	9	3					12	12			3	33 3 3	8	11 12 5	
	460	13	8	4	1				13	12			5	40 0 0	7	13 07 1	
	461	8	6	2					8	8			2		5	11 20 0	
	462	16	14	2					16	16			2		14	11 10 7	
	463	5	5						5	5					5	10 60 0	
	464	13	12	1				3	13	13			1		11	7 50 0	
	465	7	5			2			5	5					5	4 36 0	
	466	18	13	5				9	17	18	1	3	3	45 0 0	11	41 0 0	

¹For renter - occupied dwelling units and vacant nonseasonal not dilapidated units, for rent.
²For owner - occupied dwelling units and vacant nonseasonal not dilapidated units, for sale only.

Table 3.—CHARACTERISTICS OF HOUSING FOR WARDS, BY BLOCKS: 1950—Con.

Ward	Block	All dwelling units by occupancy and tenure					All dwelling units by condition and plumbing facilities			Occupied dwelling units			Contract monthly rent ¹		Value ² of one-dwelling-unit structures		
		Total	Owner occupied	Renter occupied	Vacant non-seasonal not dilap., for rent or sale	Other vacant and non-resident	Number reporting	No private bath or dilap.	No running water or dilap.	Total	Persons per room		Occupied by non-white	Number reporting	Average monthly rent (dollars)	Number reporting	Average value (dollars)
											Number reporting	1.51 or more					
9	467	8	4	4			8	1	8	8	1		4	52.50	4	5,575	
10	1	1					8		8	8			4	9.75	4	475	
	2	8	4	4			11		11	11			4	11.50	7	842	
	3	11	7	4			30		30	31			8	15.25	20	1,430	
	4	33	23	9	1		12		12	30	9		12	10.66	15	2,120	
	5	30	18	12			53		38	51	12		18	15.11	22	2,718	
	6	53	30	21		2	13		5	13	13		3	16.66	7	10,000	
	7	13	10	3			10		4	9	9		4	63.00	4	7,000	
	8	10	5	4		1	9		6	9	9		1		6	11,333	
	9	9	8	1			6		2	6	6		2		3	2,333	
	10	17	16	1			16		1	17	17		1		14	20,821	
	11	6	6				6		1	6	6				6	3,933	
	12	6	6				12		5	12	12		3		7	8,571	
	13	12	8	4			7		2	7	7		3	13.00	4	2,750	
	16	7	4	3			7		1	7	7		1	43.33	6	2,583	
	17	9	7	2			11		6	10	10		1		7	1,642	
	18	11	8	3		1	5		4	5	5		2		5	2,000	
	19	5	5				5		5	5	5		2		3	2,000	
	20	5	4	1			27		19	26	24		6		8	3,950	
	21	2					7		3	7	7		2		4	3,125	
	22	27	15	11		1	3		4	22	22		2		2	2,333	
	23	7	6	1			9		4	9	9		3		1	2,200	
	24	3	2	1		1	8		1	6	6		1		4	2,750	
	25	9	6	3			6		4	6	6		2		2	2,750	
	26	8	5	3			4		1	4	4		1		4	2,750	
	27	8	4	4		2	6		4	6	6		1	33.75	2	2,750	
	28	6	2	4			4		4	4	4		1	25.00	2	2,750	
	29	4	2	2			17		4	17	17		1	15.33	11	11,372	
	30	6	2	4			24		1	24	24		4	17.78	9	3,066	
	31	17	11	6		1	21		9	21	21		9	19.55	11	16,300	
	32	25	10	14			29		14	29	29		7	14.42	20	18,330	
	33	23	13	8		2	35		14	35	34		5	15.60	19	16,142	
	34	29	21	8			17		8	17	18		10	17.42	8	17,375	
	35	35	23	11		1	30		14	30	30		7	14.57	23	9,247	
	36	19	9	9		2	6		5	6	7		10		7	2,971	
	37	32	23	7			8		8	8	8		8	9.16	1	3,500	
	38	7	7				15		6	15	15		3	17.00	10	3,600	
	39	1	1				20		7	20	20		3	18.25	10	3,350	
	40	8	8				31		20	31	32		8	17.39	24	3,633	
	41	15	10	5		1	41		10	41	41		16	18.52	16	2,987	
	42	20	12	8			15		10	15	15		6	22.00	6	3,600	
	43	56	30	23		2	12		6	12	12		1	21.25	4	3,200	
	44	41	20	21			14		1	14	14		4		4	1,750	
45	15	8	6			14		1	14	14		1		13	2,115		
46	12	6	6			16		3	16	16		1	18.83	6	3,666		
47	4	4				15		9	15	15		4	26.33	6	3,750		
48	14	13	1			10		5	10	10		5	28.00	5	2,480		
49	16	10	6			7		7	7	6		4	29.25	1	3,500		
50	15	9	6			5		5	5	5		1	39.50	7	2,642		
51	10	5	4			11		4	11	11		1		3	3,000		
52	7	7				8		2	7	7		2	21.66	2	3,000		
53	5	4	1			7		7	7	7		2		3	1,633		
54	11	7	4			13		4	13	13		5	33.00	5	3,680		
55	1	1				11		5	11	11		2	24.00	6	3,300		
56	4	3	1			19		5	18	18		3	28.00	8	3,987		
57	8	4	3			16		11	14	14		3	34.00	5	3,180		
58	1	1				11		3	11	11		3	33.62	3	3,666		
59	7	7				5		4	5	4		1		2	2,800		
60	13	8	5			13		7	13	13		2	29.37	3	4,333		
61	11	7	4			13		5	12	12		1	32.00	6	4,416		
62	6	4	2			9		2	9	9		4	31.50	1	3,300		
63	14	7	7			14		9	13	13		2	28.33	5	3,300		
64	22	10	11		1	21		11	21	21		9	30.77	5	3,800		
65	12	9	3			12		5	12	12		3	29.00	6	2,000		
66	10	7	3			10		1	9	9		3		7	2,400		
67	19	10	9		1	16		8	16	16		2	30.00	5	3,260		
68	16	6	10			15		8	18	18		6	33.83	8	2,650		
69	18	12	6			8		6	8	7		2		6	2,833		
70	8	7	1			6		1	6	6		2		2	3,750		
71	3	3			1	11		2	11	11		11		10	3,750		
72	10	7	3			10		2	10	10		6	23.00	7	2,857		
73	13	5	8			10		2	10	10		3	17.87	13	3,800		
74	9	4	5			23		3	23	23		3	20.55	14	3,300		
75	14	7	7			11		10	11	11		9	20.00	15	2,366		
76	22	10	12			27		19	26	26		5	20.00	15	2,366		
77	10	7	3		1	38		17	36	36		20	16.60	11	4,181		
78	16	6	10			18		6	18	18		7	47.94	13	3,369		
79	18	12	6			15		7	18	18		4	29.50	7	3,542		
80	8	8				21		11	21	21		11	24.63	7	3,542		
81	3	3				11		2	11	11		4		8	4,162		
82	11	7	4			19		8	18	18		4		8	4,162		
83	10	7	3			11		2	11	11		3		10	3,750		
84	10	7	3			10		2	10	10		6	23.00	7	2,857		
85	15	9	6			23		3	23	23		3	17.87	13	3,800		
86	23	15	8			11		10	11	11		9	20.55	14	3,300		
87	26	15	11			27		19	26	26		5	20.00	15	2,366		
88	27	15	12		1	38		17	36	36		20	16.60	11	4,181		
89	18	18				18		6	18	18		7	47.94	13	3,369		
90	18	13	5			18		7	18	18		4	29.50	7	3,542		
91	21	12	9			21		11	21	21		4		8	4,162		
92	19	10	9		1	19		8	18	18		4	23.71	8	4,162		

¹For renter - occupied dwelling units and vacant nonseasonal not dilapidated units, for rent.
²For owner - occupied dwelling units and vacant nonseasonal not dilapidated units, for sale only.

HOUSING—BLOCK STATISTICS

Table 3.—CHARACTERISTICS OF HOUSING FOR WARDS, BY BLOCKS: 1950—Con.

Ward	Block	All dwelling units by occupancy and tenure					All dwelling units by condition and plumbing facilities			Occupied dwelling units			Contract monthly rent ¹		Value ² of one-dwelling-unit structures	
		Total	Owner occupied	Renter occupied	Vacant non-seasonal not dilap., for rent or sale	Other vacant and non-resident	Number reporting	No private bath or dilap.	No running water or dilap.	Total	Persons per room	Occupied by non-white	Number reporting	Average monthly rent (dollars)	Number reporting	Average value (dollars)
10	93	15	6	9					15	15	4		9	31.55	4	4.875
	94	24	8	14		2	4	21	22	22	12	14	24.14	5	2.600	
	96	22	8	13		1	20	20	21	20	12	13	12.07	6	1.533	
	97	16	3	12		1	16	11	15	15	9	12	24.50	3	1.833	
	98	25	7	17	1		24	12	24	24	10	16	22.87	2		
	99	12	7	5			12	6	12	12	3	4	33.75	5	3.500	
	100	15	4	10		1	15	2	14	14	1	10	31.60	3	2.666	
	101	10	8	2			10	1	10	10		2	3	3.833	6	
	102	11	7	4			11	4	4	11	2	3	26.66	6	4.016	
	103	15	5	10			15	13	8	15	14	2	15	15.60	4	2.225
	104	34	16	16	1	1	34	22	17	32	32	6	31	14.31	12	1.683
	105	2														
	106	31	13	16	2		30	17	3	29	29	1	29	18.16	12	3.191
	107	6	1	5			6	1	1	6	6	1	6	18.40	5	
	108	23	16	7			23	22	18	23	23	5	23	17.83	12	1.208
	109	33	21	12			30	29	28	33	31	6	31	16.20	17	1.335
	110	28	7	20		1	27	24	23	27	27	4	27	15.85	5	2.620
	112	20	12	8			20	4	2	20	20	1	20	20.00	11	2.827
	113	3	3				3	1	1	3	3	1	3		3	5.333
	114	5	4	1			5	2	1	5	5		5		2	
	115	33	19	12	1	1	32	14	4	31	31	5	31	11.81	19	3.110
	116	9	5	3		1	9	2	2	8	8	1	3	60.00	6	4.480
	117	12	7	5			12	5	1	12	12	2	4	25.00	5	4.500
	118	9	4	4		1	9	2		8	8		3	19.33	4	6.500
	119	10	4	6			10	2		10	10	1	5	25.40	3	5.000
	120	15	8	7			15	6	1	15	15	1	7	35.14	6	3.666
	121	17	3	14			17	13	9	17	17	4	11	22.81		
	122	14	2	12			14	14	14	14	13	7	10	15.30		
	123	5		5			5	5	5	5	5	1	5	9.60		
	124	19	5	14			19	13	10	19	13	5	13	35.53	3	6.100
	125	7	2	5			7	3	2	7	6	1	4	30.00	1	
	126	4	3	1			4	4		4	4		1		3	4.166
	127	28	3	20	5		27	24		23	21	5	24	23.16	1	
	128	6	1	5			6			6	6		5	38.00	1	
	129	1														
	130	35	13	22			32	9		35	35	3	32	16.42	12	3.800
	131	7	3	3	1		7	7	6	6	6	2	6	16.00	4	
	132	2														
133	3					3			3	3		3		3	5.500	
134	28	16	12			27	18	12	28	28	4	28	16.20	12	4.025	
135	1															
137	25	16	7		2	25	13	12	23	23		22	14.00	15	2.940	
138	1															
144	16	8	8			16	14	4	16	16	2	16	20.25	8	2.850	
145	1															
146	54	36	17	1		53	27	12	53	52	5	48	23.52	33	2.769	
147	15	9	6			15	3	3	15	15	2	14	17.80	7	5.285	
148	20	11	9			20	4	2	20	20	1	20	17.62	8	6.125	
149	4	2	2			4	4		4	4		1		2		
150	21	7	13		1	21	14	5	20	20	2	16	19.33	6	4.583	
152	5		5			5	4	1	5	5	4	5	26.80			
158	10	7	3			10	5	4	10	10	2	7	18.85			
160	42	19	22	1		41	27	6	41	40	11	26	19.95	15	2.066	
161	6		6			6			6	6		6	33.83			
162	20	14	6			20	3		20	20		17	20.00	11	4.445	
163	25	14	11			24	11	4	25	25	1	23	20.54	11	3.454	
164	48	27	20		1	41	22	9	47	44	7	44	14.85	19	2.410	
168	9	2	7			9	8	8	9	9	2	9	16.14	1		
170	13	12				12			12	12		12		9	1.388	
171	1															
172	1															
173	19	10	8		1	15	8	4	18	18	1	18	17.42	3	3.033	
174	28	16	11		1	27	6	2	27	27	2	25	21.10	11	1.963	
175	13	9	4			13	6	5	13	13	1	4	17.75	11	2.062	
176	18	11	6		1	18	12	4	17	17	3	4	20.83	9	2.166	
178	3	1				3	3	3	3	3		1		1		
244	9	4	5			9	6	3	9	9	5	2	17.66	4	1.500	
248	31	25	5		1	31	3	3	30	27	25	3	28.20	23	4.878	
250	17	3	14			14	13	13	17	17	4	17	12.28	3	1.300	
251	23	16	6		1	21	15	7	22	22	5	20	14.66	11	2.845	
252	8	7	1			8	5	3	8	8		1		7	1.457	
253	5	3	2			5	4		5	5		2				
254	11	3	8			11	11	8	11	11	2	8	22.00	1		
257	13	10	3			11	11	11	13	13	2	11	16.00	2	1.666	
260	7	3	4			6	6	6	7	7	1	7	20.75	9	1.233	
307	13	6	7			13	7	6	13	13	1	11	16.00	9	1.666	
311	8	7	1			8	7	5	8	8	2	7	20.75	3	2.800	
312	5	4	1			5	5	5	5	5	1	5	23.85	5	2.583	
313	9	7	2			9	3	3	9	9	3	7	17.66	7	1.766	
314	21	7	13		1	21	19	2	20	20	5	11	18.81	4	2.500	
315	1															
375	1															
377	9	4	5			9	8	3	9	9	1	5	21.40	1	3.071	
378	11	8	3			11	7	3	11	11	2	3	20.33	3	2.500	
379	5	3	2			5	2	3	5	5	2	3		3	3.071	
380	9	5	4			9	8	3	9	9	2	7	23.00	3	2.500	
381	4	3	1			4	2	1	4	4	2	1		4	2.700	

¹For renter - occupied dwelling units and vacant nonseasonal not dilapidated units, for rent.
²For owner - occupied dwelling units and vacant nonseasonal not dilapidated units, for sale only.

Table 3.—CHARACTERISTICS OF HOUSING FOR WARDS, BY BLOCKS: 1950—Con.

Ward	Block	All dwelling units by occupancy and tenure					All dwelling units by condition and plumbing facilities			Occupied dwelling units			Contract monthly rent ¹		Value ² of one-dwelling-unit structures	
		Total	Owner occupied	Renter occupied	Vacant non-seasonal not dilap., for rent or sale	Other vacant and non-resident	Number reporting	No private bath or dilap.	No running water or dilap.	Total	Persons per room		Number reporting	Average monthly rent (dollars)	Number reporting	Average value (dollars)
											Number reporting	1.51 or more				
10	383	5	4	1		5	3	2	5	5	1			4	2,375	
	384	9	9			9	2	1	9	9	1			7	2,114	
	385	12	8	4		11	7	3	12	12		4	34.00	5	2,260	
	386	3	3			3	1	1	3	3				2		
	420	5	3	2		5	5	3	5	5	1	2		1		
	421	4	2	2		4	2	3	4	4	1	1		1		
	422	8	7	1		8	2	9	8	7	1	1		1		
	423	10	6	4		10	5	5	10	10			31.25	6	4,000	
	424	12	6	12		12	5	7	12	11	3	12	10.58	4	3,100	
	425	4	4			4	2	2	4	4				3	3,750	
	427	4	3	1		4	4	3	4	4	2	1		4	2,133	
	428	2				2			2					7	2,385	
	429	8	7	1		8	5	2	8	8		1				
	11	1	258	1	214	42	1	255	1	1	215	201	1	253	2927	
		2	1													
		3	1													
		18	3		3			3		3	3		3	30.00	1	
		24	5		3			5	1	5	5		3	26.66	4	2,525.0
95		9	2	3	1	1	9		8	8		3	53.33	11	13,318	
96		39	17	19	2	1	39		9	36	1	16	58.87	5	19,600	
124		11	8	1	1	1	11		9	9		1	7	52.14	6	7,650
192		15	8	7		1	15		1	15	2	13	45.92	3	5,366	
193		19	4	13	1	1	19		2	17				5	7,600	
194		20	9	10	1		19	4	1	19	18	10	36.60	5	6,221	
230		41	21	18	2		41	3		39	39	19	44.05	6	7,416	
231		30	13	17			30	2		30	30	16	44.75	3	6,500	
232		17	4	13			17			17	17	13	42.69	6	6,266	
233		19	10	7	1	1	19	2		17	17	7	41.00	9	6,133	
234		29	12	16	1	1	29			28	28	16	42.75	6	6,900	
235		10	5	5	1		10			10	10	8	48.75	14	6,857	
236		17	8	8	1		17			15	15	8	45.33	14	6,285	
237		14	8	5	1		14			18	18	11	48.75	11	6,445	
278		18	13	5			18			18	18	4	48.75	11	6,445	
279		33	19	14			33	11		33	32	14	33.78	13	6,076	
280		34	2			1	33	1		33	33	1	2	30	7,913	
332		27	31	2			27	13		26	26	14	31.78	5	6,400	
333		23	13	3	1	1	23	16		26	26	1	1	14	5,670	
334		23	23				23			22	22	2	2	38	5,670	
335		22	8	14			22	5		22	22	1	1	13	5,800	
336		5					5			5	5	3	2	2		
337		5					5	4		5	5	7	44	39.40	5	4,860
340		60	14	41	4	1	60	27	1	55	54	7	44	39.40	5	4,860
341		26	13	12	1		26	9		25	25	13	33.61	6	4,283	
342		8	4	4			8	2		8	8	4	38.75	2		
343		13	10	2	1		13			12	12	2	2	11	7,890	
344		15	14	1			15			15	15	1	1	13	7,692	
385		16	9	7			16	3		16	16	2	7	6	4,083	
386		14	3	10	1		14	1		13	13	2	10	2		
387		18	12	5	1		18	5		17	17	2	6	7	4,500	
388		24	6	16	1	1	24	1		22	22	17	38.17	1		
390		16	8	6	2		16	3		14	14	7	28.14	6	5,250	
391		27	13	12	2		27	16	2	25	24	2	5	14	4,375	
392		32	15	15	2		32	11	4	30	30	3	14	16	2,846	
393		21	10	10		1	21	11		20	20	9	9	6	3,916	
394		18	10	8			18	4		18	18	8	8	7	6,185	
395		21	14	6			21	2		20	20	7	7	9	5,777	
432		20	12	6	2	1	20	2	1	18	18	1	1	5	5,550	
433		20	11	8	1		20	8		19	19	2	9	6	5,666	
434		12	5	7			12	4	2	12	12	3	7	4	4,975	
435		20	6	14			20	10	3	20	20	2	1.1	14	3,066	
436		21	5	15		1	21	6		20	20	2	15	2		
437	13	10	3			13			13	13	1	2	3	5,083		
438	7	6				7	1		6	6	2	2	5	5,060		
439	19	6	12		1	19			18	18	1	11	4	6,200		
440	33	6	27			33	29	11	33	33	1	26	4	2,500		
441	22	11	11			22	13		22	22	4	10	10	2,560		
442	19	7	12			19	2		19	19	1	12	6	5,916		
443	22	8	11		3	22	5		19	19	1	11	6	4,083		
444	18	10	8			18	2		18	18	8	8	7	7,171		
12	25	9	8		1	8			8	8				8	9,187	
	1															
	27	22	17	1	4	22	8		18	18	1	1	18	4	7,533	
	28	9	5	4		9			9	9	4	4	48.75	4	8,300	
	29	4	4			4			4	4				4	12,500	
	35	11	8	2	1	11			10	10	1	3	61.66	3	5,712	
	36	16	14	2		16			16	16	3	29	37.77	14	8,946	
	37	29	14	14	1		29	4	3	28	28	3	2	2	4,700	
	38	6	2	2			6			4	4	2	2	2		
	39	4	2	2			4			2	2			2		
	40	8	5				8			5	5			5	6,660	
	41	13	10				13			10	10			10	6,090	

¹For renter - occupied dwelling units and vacant nonseasonal not dilapidated units, for rent.
²For owner - occupied dwelling units and vacant nonseasonal not dilapidated units, for sale only.

HOUSING—BLOCK STATISTICS

Table 3.—CHARACTERISTICS OF HOUSING FOR WARDS, BY BLOCKS: 1950—Con.

Ward	Block	All dwelling units by occupancy and tenure					All dwelling units by condition and plumbing facilities			Occupied dwelling units			Contract monthly rent ¹		Value ² of one-dwelling-unit structures	
		Total	Owner occupied	Renter occupied	Vacant non-seasonal not dilap., for rent or sale	Other vacant and non-resident	Number reporting	No private bath or dilap.	No running water or dilap.	Total	Persons per room		Number reporting	Average monthly rent (dollars)	Number reporting	Average value (dollars)
											Number reporting	1.51 or more				
12	42	22	13	5	2	2	18		18	15		3	5 6.66	12	6 54 1	
	50	13	11	1	1		12		12	12		1		11	6 60 9	
	51	12	9		3		12		12	8				10	6 22 0	
	52	3	3				3	2	3	3	1			1	4	
	53	4	3		1		4	1	4	3				1	4 55 0	
	54	13	10	1	1		13	2	11	11				11	5 04 5	
	55	11	6	3		2	10	2	9	9	2	3	2 7.3 3	5	3 84 0	
	56	7	6		1		7	1	6	6	1			6	3 80 0	
	57	7	6		1		7	1	6	6				6	5 75 0	
	58	14	13	1			14	1	14	14		1		13	6 26 1	
	59	18	16	2			18		18	18	2	2		14	6 39 2	
	61	10	9		1		10		9	9				10	7 48 0	
	62	15	15				15		15	15				13	6 36 9	
	63	8	8				8	1	8	8				8	4 43 7	
	64	10	7	3			10		10	10	1		4 4.6 6	7	6 41 4	
	65	7	1	1	5		7	1	2	2		1		6	5 58 3	
	66	2					2							6	4 85 0	
	67	6	4		2		6		4	4				4	3 62 5	
	68	4	4				4	1	4	4				11	4 39 0	
	69	16	13	3			14	4	16	14	3	2		11	4 39 0	
	70	16	13	1	2		16	2	14	14	1	3	4 8.3 3	13	3 70 7	
	71	13	10	3			13		13	13	1	3	5 1.6 6	9	5 42 2	
	72	31	26	4	1		31	12	30	30	5	4	3 3.7 5	27	3 47 7	
	73	2					2									
	75	8	6	1	1		8	3	7	7	1			7	3 37 1	
	76	17	14	2		1	15	1	16	16	1	1		14	3 57 1	
	77	9	5	1	3		9	1	6	6		2		8	4 25 0	
	78	7	4	1	1		6		5	4				4	4 17 5	
	79	20	13	2	5		20		15	15		2		15	5 66 6	
	85	10	7	3			10	2	10	10		2		7	4 35 7	
	86	5	4	1			5		5	5		1		4	4 50 0	
	87	10	7	2		1	10	1	9	9		1		6	5 41 6	
	88	21	17	1	3		21		18	18	1	1		20	4 95 5	
	89	7	6	1			7	1	7	7		1		6	3 78 3	
	90	8	8				8	1	8	8	1			7	5 04 2	
	92	4	4				4	1	4	4				4	4 37 5	
	93	4	3	1			4	4	4	4	1	1		3	1 80 0	
	94	2					2									
	96	99	59	37	2	1	93	26	96	96	5	21	3 6.6 3	46	4 56 0	
	97	8	4	3		1	8		7	7		3	3 9.3 3	1		
	98	17	13	2	1	1	17	6	15	15	1	2		11	6 17 2	
	99	11	7	4			11		11	11		4		7	4 61 4	
	100	12	8	3	1		12	1	11	11		4	3 9.0 0	4	4 61 4	
	101	14	7	6	1		13	6	13	13	2	7	4 1.2 5	7	3 38 5	
	102	15	10	4	1		15	4	14	14	1	5	3 0.4 2	3	5 00 0	
	103	18	11	4	3		17	6	15	15		1	2 5.4 0	9	6 27 7	
	104	14	12	2			14		14	14	4	2	3 3.0 0	10	5 38 0	
	105	14	9	3	2		14	1	12	12	1	1		11	6 21 8	
	115	18	10	8			18	5	18	18		3	3 0.0 0	11	6 63 6	
	116	18	11	6		1	18	5	17	17	1	5	3 9.3 7	9	5 05 5	
													2 8.6 0	9	5 56 6	
	117	17	14	3			16	2	17	17		3	3 0.0 0	11	5 50 0	
	118	17	12				17	2	17	17		4	4 1.2 5	10	6 20 0	
	119	19	7	12			19	5	19	19	4	12	2 7.9 1	4	4 05 0	
	120	16	8	8			14	3	16	15		6	3 1.1 6	4	3 62 5	
	121	14	12	2			14		14	13		2		10	6 28 0	
	122	14	7	6			13	1	13	13	2	5	3 4.4 0	5	6 00 0	
	123	3	3				3		3	3		3		3	9 1.6 6	
	125	18	8	10			18		18	18		10	4 5.1 0	6	6 1.6 6	
	126	11	7	4			11		11	11		4	4 1.7 5	6	4 08 3	
	127	19	8	11			18	6	19	19	1	11	3 8.4 5	4	5 07 5	
	128	17	11	5		1	17	4	16	16		5	3 1.6 0	8	4 65 0	
	129	10	4	6			9		10	10		6	4 0.0 0	3	5 50 0	
	130	17	10	5	2		17	1	15	15		6	9 0.8 3	6	6 55 0	
	131	13	10	2	1		12	2	12	12		2		8	5 91 2	
	132	15	9	5	1		15	2	14	14		5	3 9.0 0	8	6 1.6 2	
	133	14	12	1	1		14		13	13	1	1		11	6 31 8	
	151	18	12	5			18	2	17	17		6	3 5.3 3	8	6 03 7	
	152	13	11	1	1		13	2	12	12		2		9	7 00 0	
	153	10	10				10		10	10		10		10	5 80 0	
	155	15	10	5			15	2	15	15		5	3 7.0 0	6	7 08 3	
	156	7	5	2			7		7	7		2		3	4 60 0	
	157	17	9	8			16		17	17		7	4 3.0 0	6	6 25 0	
	158	14	12	2			14	1	14	14		2		9	6 53 3	
	159	18	13	5			18	2	18	18		5	3 5.0 0	8	5 00 0	
	160	14	8	6			13		14	14		6	3 0.8 3	6	6 1.6 6	
	161	18	14	3	1		18	3	17	17		4	3 7.5 0	11	6 08 1	
	162	25	10	13	2		25	7	23	23		12	3 0.0 0	4	7 75 0	
	163	37	26	10			37	1	36	36		7	4 2.8 5	20	7 35 0	
	164	16	11	4	1		16		15	15		3	4 0.0 0	9	8 61 1	
	165	18	12	6			18	1	18	18		6	3 3.5 0	9	6 1.6 6	
	166	14	14				14		14	14				14	6 27 1	
	167	16	9	5		2	16	2	14	14	1	4	3 4.5 0	9	5 47 7	
	183	15	8	7			15	2	15	15		6	4 8.3 3	8	6 75 0	
	184	8	1	1			8	2	8	8		1		6	5 86 6	
	185	15	11	4			15	1	15	15	1	1	4 9.7 5	10	5 94 0	
	186	18	12	6			18	2	18	18	1	6	4 5.1 6	8	6 10 0	
	187	20	13	7			20	1	20	20	1	7	4 7.1 4	10	8 03 0	

¹For renter - occupied dwelling units and vacant nonseasonal not dilapidated units, for rent.
²For owner - occupied dwelling units and vacant nonseasonal not dilapidated units, for sale only.

Table 3.—CHARACTERISTICS OF HOUSING FOR WARDS, BY BLOCKS: 1950—Con.

Ward	Block	All dwelling units by occupancy and tenure					All dwelling units by condition and plumbing facilities			Occupied dwelling units			Contract monthly rent ¹		Value ² of one-dwelling-unit structures	
		Total	Owner occupied	Renter occupied	Vacant non-seasonal not dilap., for rent or sale	Other vacant and non-resident	Number reporting	No private bath or dilap.	No running water or dilap.	Total	Persons per room		Number reporting	Average monthly rent (dollars)	Number reporting	Average value (dollars)
											Number reporting	1.51 or more				
12	188	12	7	4	1	12			11	11		5	53.00	5	13,200	
	189	20	8	11	1	20	1		19	19		11	33.90	4	6,700	
	190	22	9	13		21			22	22		12	41.16	5	7,100	
	191	15	11	3	1	15	2		14	14		4	48.25	9	6,755	
	195	18	10	7	1	17	4		17	17	1	7	45.14	5	6,900	
	196	19	8	8	3	19	2		16	16		11	50.72	4	7,875	
	197	11	7	4		11			11	11		4	30.75	4	9,875	
	198	17	6	11		17	2		17	17		10	43.50	5	8,600	
	199	17	12	5		17			17	17		4	38.75	6	6,750	
	200	13	10	3		13	1	1	13	13		3	50.00	7	5,857	
	201	20	11	9		20	2	2	20	20	1	8	51.25	10	5,700	
	202	16	12	4		16			16	15		3	43.33	8	5,312	
	203	14	8	5		14	2		13	13		5	51.00	7	6,714	
	219	13	9	4		13			13	13		4	48.25	9	7,944	
	220	13	9	3	1	13			12	12		3	38.33	9	6,555	
	221	20	12	8		20	7		20	20		8	43.75	7	5,642	
	222	13	12	1		13			13	13		1		12	5,625	
	223	18	11	5	1	18		1	16	16		5	37.50	9	5,977	
	224	20	9	9	2	20	6		18	17	1	10	39.00	1		
	225	21	12	9		21	3	1	21	21		9	32.44	7	6,928	
	226	21	13	8		21	2		21	21	2	8	38.50	9	8,422	
	227	20	16	4		20	5	1	20	20		4	37.75	13	7,576	
	228	11	8	1	2	10	2		9	9		3	28.33	5	8,700	
	229	32	16	16		32	1		32	32		15	53.00	11	8,127	
	236	27	19	8		27	4		27	27	1	8	56.12	15	6,713	
	237	8	7	1		8			8	8		1		7	9,071	
	238	17	12	5		17			17	17	1	5	40.00	11	7,045	
	239	17	11	6		17			17	16		6	40.33	11	7,000	
	240	13	5	6	2	13	2		11	11		6	44.16	4	7,125	
	241	17	13	3	1	17			16	16		4	42.50	11	7,109	
	242	15	5	9	1	15	2		14	14	1	9	54.00	4	6,000	
	243	15	12	3		15	2		15	15		3	25.00	10	6,280	
	244	13	10	3		13			13	13		2		9	8,277	
	245	17	9	4	1	17		3	13	13	1	4	39.25	6	7,166	
	246	6	5	1		6			6	6		1		5	10,800	
	268	13	12	1		13			13	13		1		11	8,090	
	269	15	13	2		15			15	15		1		12	6,875	
	270	17	12	5		17			17	17		5	45.00	11	6,872	
	271	13	11	1		13		1	12	12		1		11	6,890	
	272	10	9	1		10			10	9		1		9	8,022	
	273	15	13	2		14	2		15	15		2		12	6,600	
	274	15	11	3	1	14			14	14		4	48.75	10	6,740	
	275	15	11	4		15			15	15		4	47.50	8	6,987	
	276	11	4	6	1	11			10	10		7	41.14	3	9,833	
	12A	277	35	23	12		30	2	1	35	33		12	46.08	18	6,350
		281	6	3	3		6			6	6	1	3	55.00	3	7,666
		282	12	11	1		11			12	12		4		11	7,136
		283	21	15	4	2	18			19	19		4	35.00	15	5,926
		284	12	10	2		12			12	12		2		9	7,166
		285	16	14	2		15			16	16		2		13	7,061
286		15	13	2		15			15	15		2		12	7,733	
287		15	10	5		15			15	15		5	37.80	10	7,380	
288		15	10	5		15			15	15		4	54.25	9	7,855	
289		8	8			8			8	8		4		8	8,912	
321		12	6	5		12	2		11	11		5	54.00	5	5,800	
322		12	11	1		12			11	11		1		11	9,381	
323		17	12	5		16	4	2	17	17		4	51.50	11	5,636	
324		17	10	7		16	4	1	17	17		7	37.85	9	7,333	
325		17	14	2	1	16			16	16		3	63.66	14	6,507	
326		7	5	2		7			7	7		2		5	5,460	
327		10	9	1		10			10	10		1		9	4,422	
328		17	12	4	1	16			16	16	1	4	39.50	12	4,825	
329		6	4	2		5	1	1	4	4		6	37.50	6	7,666	
330		8	6	2		8			8	8		2		6		
331		14	12		1	11			12	11				13	5,800	
345		25	25			25			25	25				24	7,875	
346		17	17			16			17	17				15	7,820	
347		7	5	2		7			7	7		2		4	10,500	
348		17	16	1		17			17	17		1		16	7,193	
349		8	7	1		7			7	7				7	5,128	
350		7	5	2		7			7	7		1		3	5,666	
351		9	7	2		7			9	9		2		6	6,450	
352		14	11	2	1	14			13	13		3	46.66	11	5,136	
353		17	9	8		17	5	1	17	17	2	8	38.12	7	5,985	
354	18	11	7		18			18	18		7	48.42	9	6,022		
355	26	12	14		25	3	1	26	25		12	56.75	8	5,850		
356	14	11	3		14	1	1	14	14		1		11	7,572		
376	15	12	3		15	2		15	15		3	41.66	12	7,208		
377	12	9	3		12			12	12		2		9	6,100		
378	14	11	3		14			14	14		3	41.66	11	8,136		
379	14	6	7		14	3	1	13	13		7	63.57	5	7,000		
380	4	2	2		4			4	4		2		2			
381	13	6	7		12			13	13		6	55.83	4	5,375		
382	8	7	1		8			8	7		1		6	4,666		
383	14	10	3	1	14			13	13	1	3	39.00	9	5,833		

¹For renter - occupied dwelling units and vacant nonseasonal not dilapidated units, for rent.
²For owner - occupied dwelling units and vacant nonseasonal not dilapidated units, for sale only.

HOUSING—BLOCK STATISTICS

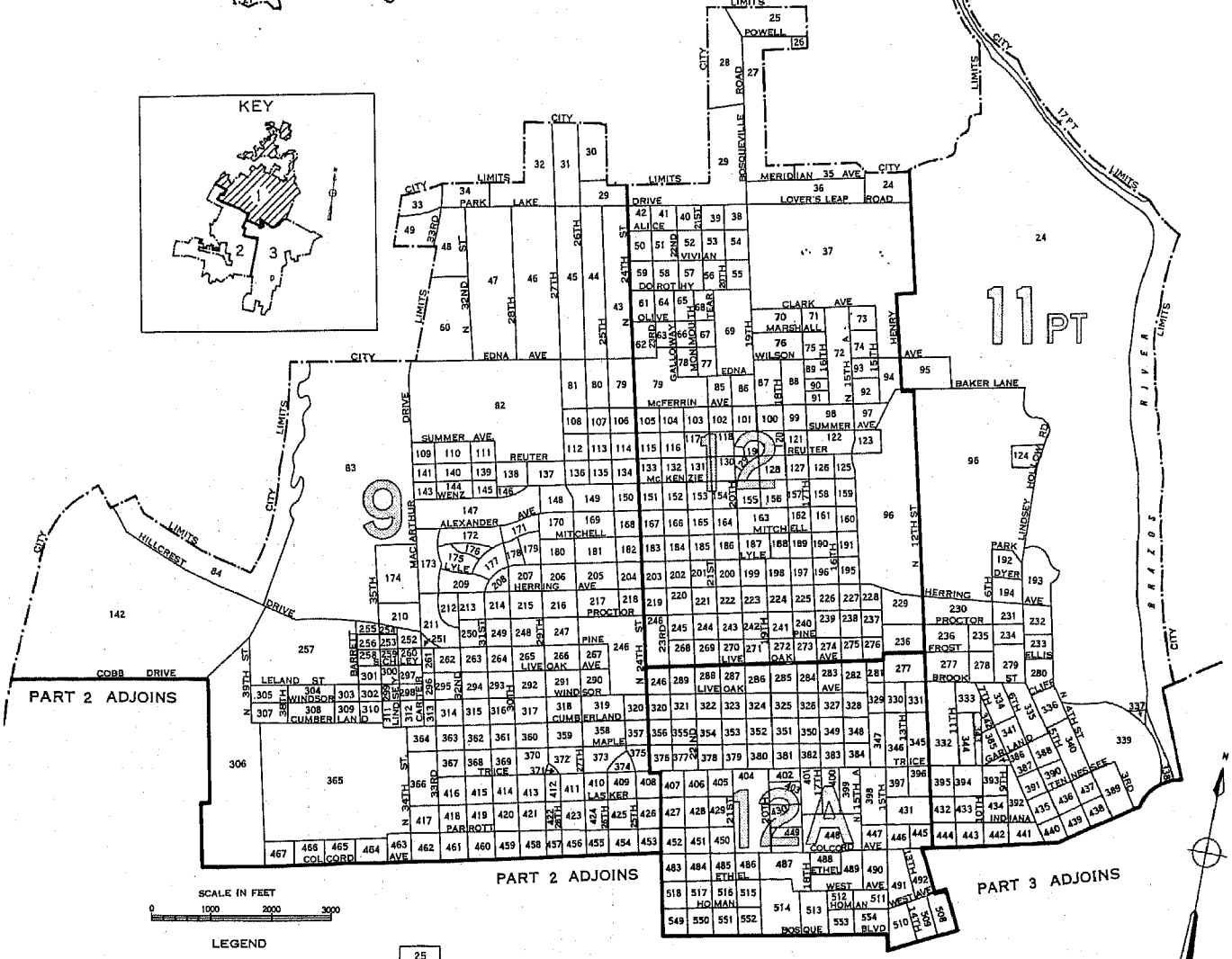
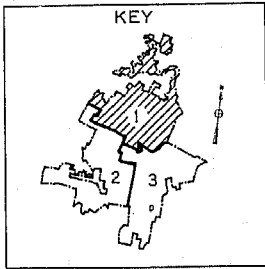
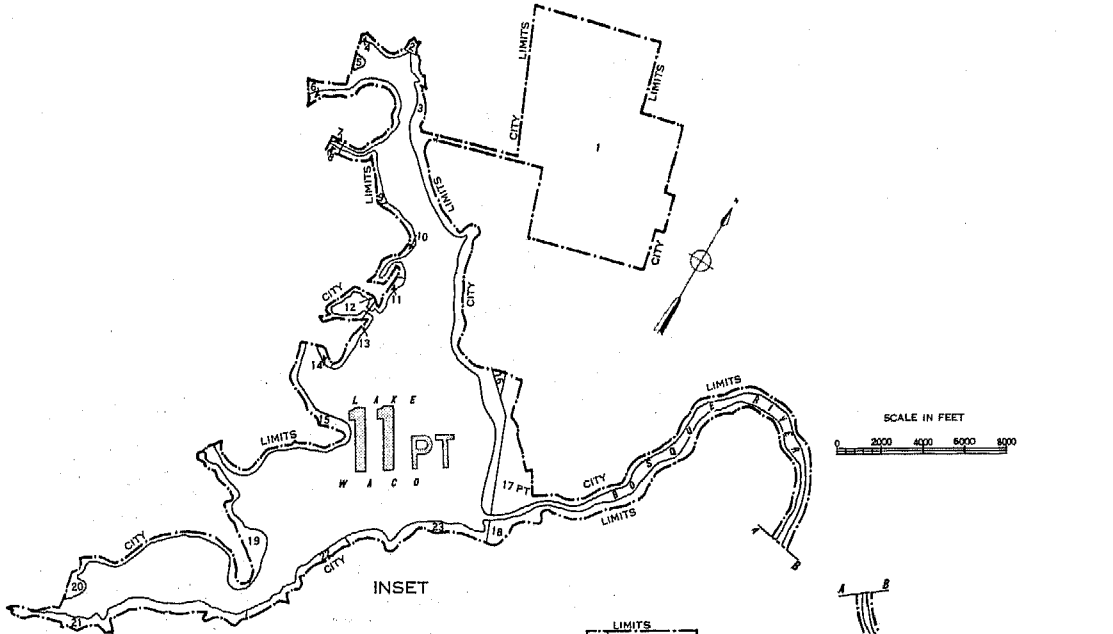
Table 3.—CHARACTERISTICS OF HOUSING FOR WARDS, BY BLOCKS: 1950—Con.

Ward	Block	All dwelling units by occupancy and tenure					All dwelling units by condition and plumbing facilities			Occupied dwelling units			Contract monthly rent ¹		Value ² of one-dwelling-unit structures		
		Total	Owner occupied	Renter occupied	Vacant non-seasonal not dilap., for rent or sale	Other vacant and non-resident	Number reporting	No private bath or dilap.	No running water or dilap.	Total	Persons per room		Occupied by non-white	Number reporting	Average monthly rent (dollars)	Number reporting	Average value (dollars)
											Number reporting	1.51 or more					
12 A	384	14	11	3					14	14			3	40.00	11	7,318	
	396	10	7	3					10	10			3	35.00	7	7,571	
	397	14	4	9	1				13	13	2		10	41.80	4	5,175	
	398	34	24	10					34	34	1	1	10	49.80	20	7,405	
	399	31	30		1			1	31	29					31	7,638	
	400	26	21	4	1				26	24			5	65.40	20	9,350	
	401	18	14	4					18	17			4	70.00	14	9,028	
	402	8	6	2					8	8			2		6	8,116	
	403	21	13	8					21	21	1		8	53.12	11	6,500	
	404	55	34	19	2				54	52			19	63.57	32	8,559	
	405	17	10	7					17	17			7	51.42	8	7,250	
	406	15	10	5				2	15	15	1		5	41.00	9	5,033	
	407	21	7	14					21	21			14	59.35	6	5,950	
	427	11	7	4					11	11	1		3	71.66	6	7,833	
	428	17	12	4	1				17	16	1		4	45.00	7	6,500	
	429	20	13	7					20	20			7	45.71	13	6,900	
	430	47	33	13	1				47	46	1	1	14	42.28	30	8,866	
	431	28	17	8	3				28	25			10	47.30	16	6,568	
	445	33	14	18	1				33	31			19	34.52	4	4,200	
	446	6	4	2				2	6	6			2		5	3,475	
	447	7	5	2					7	7			2		3	7,333	
	448	27	15	12					27	27	1		12	45.83	11	7,200	
	449	21	11	9	1				21	20			8	59.37	10	17,270	
	450	15	8	7					15	15			6	61.00	4	9,250	
	451	18	11	4	2	1			18	15			5	39.80	11	13,136	
	452	5	4	1					5	4			1		4	2,525	
	483	6	5	1					6	6			1		4	9,125	
	484	19	8	10		2			19	18	1	1	10	38.80	4	9,750	
	485	13	8	3		2			13	11			3	48.33	4	8,000	
	486	24	9	15					24	24		2	14	57.85	4	6,250	
	487	49	17	31	1				46	46	2		30	50.93	7	9,285	
	488	24	7	16	1				24	22	2		17	44.58	3	8,166	
	489	46	16	29	1				43	44	2		29	50.13	8	10,937	
	490	25	14	9	2				25	23			10	41.20	10	9,400	
	491	26	12	13					25	24			13	40.30	4	7,000	
	492	31	17	14		1			31	31	1		13	38.76	13	6,400	
	508	56	17	37	2				49	46	3		33	42.09	6	5,316	
	509	27	11	15	1				27	26	2		15	39.33	5	5,600	
	510	36	9	25	2				36	34			25	34.36	4	4,625	
	511	25	8	17					25	25	1		16	41.87	5	7,700	
	512	15	6	8		1			15	14			8	43.75	4	6,125	
	513	21	13	7	1				21	20			7	59.28	12	11,541	
	514	44	21	21		2			44	42			19	46.57	11	10,636	
	515	23	12	10	1				23	22			9	45.00	7	7,375	
	516	18	10	8					18	18		1	8	47.87	8	6,042	
	517	17	11	5		1			17	16			4	44.00	9	6,611	
	518	21	13	8					21	21			8	41.25	8	8,500	
	533	7	4	2		1			7	6			2		3	7,666	
	549	17	9	7		1			17	16			7	38.57	7	11,357	
	550	17	9	7		1			17	16			7	43.28	8	7,187	
	551	19	11	5	1	2			19	16			6	45.50	7	7,857	
	552	11	6	5					11	11			5	57.00	4	7,875	
	553	10	2	8					10	10			7	30.57	2		
	554	38	10	26	2				38	36	2		27	43.77	5	7,000	


¹For renter - occupied dwelling units and vacant nonseasonal not dilapidated units, for rent.
²For owner - occupied dwelling units and vacant nonseasonal not dilapidated units, for sale only.


WACO, TEXAS, BY WARDS AND BLOCKS: 1950


PART 1 OF 3 PARTS




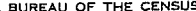
LEGEND

BLOCK NUMBERS 

WARD NUMBERS 

WARD BOUNDARIES 

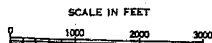
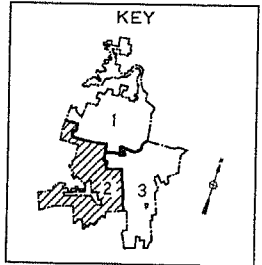
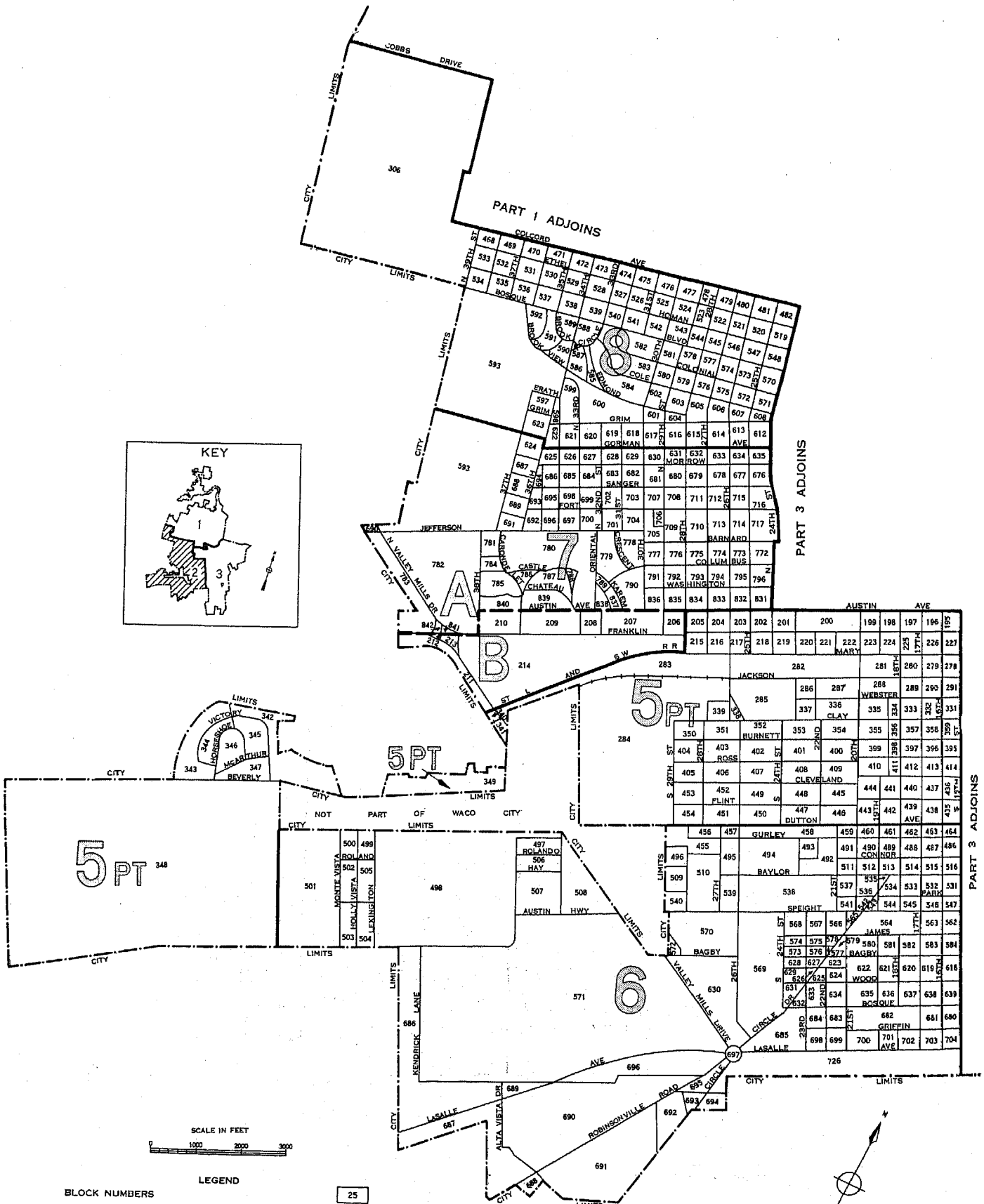
BLOCK AREA LETTERS 

BLOCK AREA BOUNDARIES 

U.S. DEPARTMENT OF COMMERCE, BUREAU OF THE CENSUS

WACO, TEXAS, BY WARDS AND BLOCKS: 1950

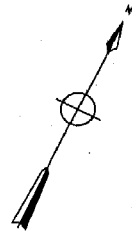
PART 2 OF 3 PARTS



LEGEND


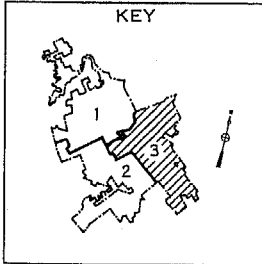
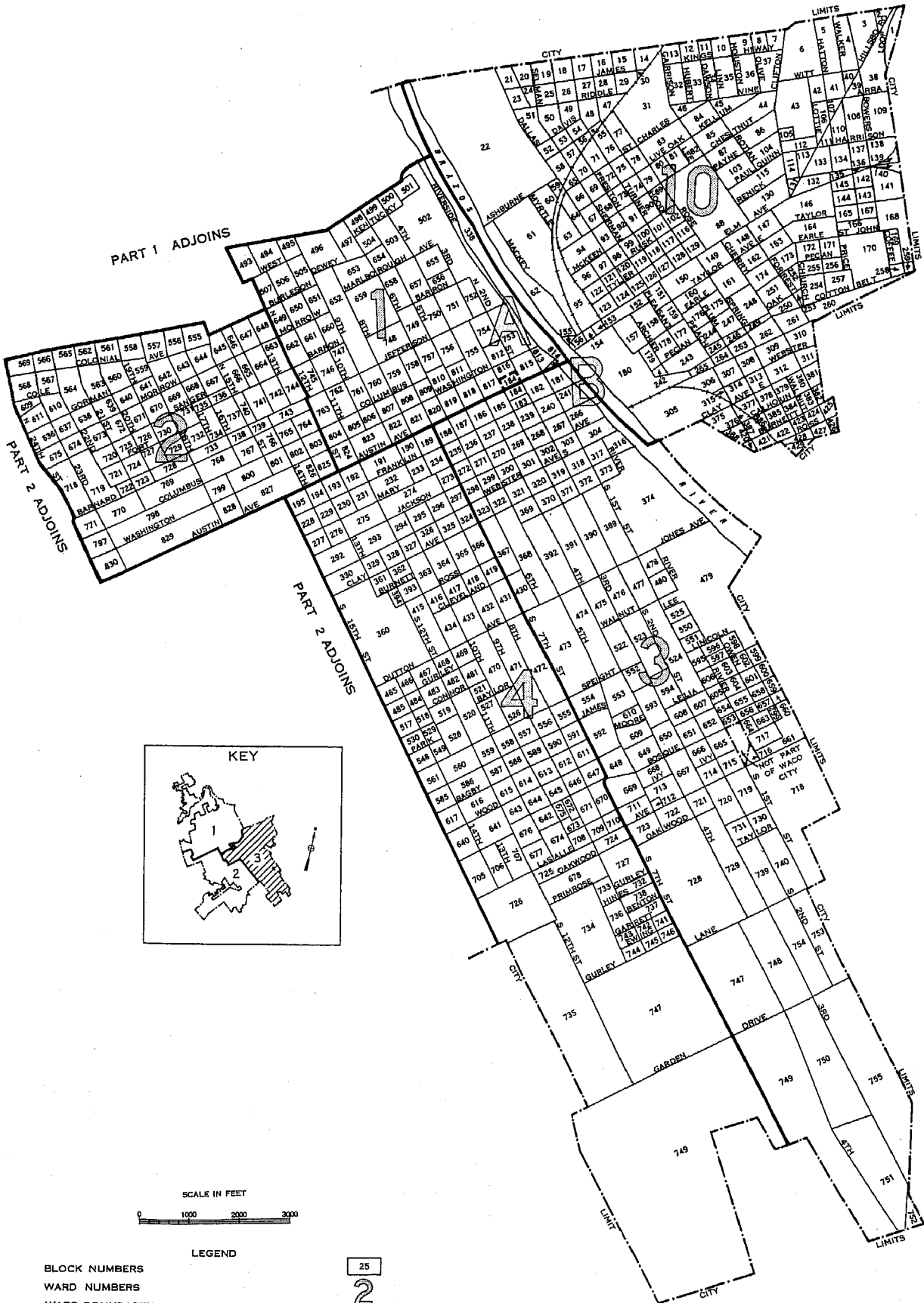
- BLOCK NUMBERS 25
- WARD NUMBERS 2
- WARD BOUNDARIES
- BLOCK AREA LETTERS A
- BLOCK AREA BOUNDARIES

U.S. DEPARTMENT OF COMMERCE, BUREAU OF THE CENSUS



WACO, TEXAS. BY WARDS AND BLOCKS: 1950

PART 3 OF 3 PARTS



LEGEND

BLOCK NUMBERS 25

WARD NUMBERS 2

WARD BOUNDARIES

BLOCK AREA LETTERS A

BLOCK AREA BOUNDARIES

U.S. DEPARTMENT OF COMMERCE, BUREAU OF THE CENSUS