


# 1950 UNITED STATES CENSUS OF HOUSING

U. S. DEPARTMENT OF COMMERCE • BUREAU OF THE CENSUS



**WHEELING, W. VA.**

**BLOCK  
STATISTICS**

## U. S. CENSUS OF HOUSING: 1950

### Volume

- I General Characteristics
- II Nonfarm Housing Characteristics
- III Farm Housing Characteristics
- IV Residential Financing
- V Block Statistics

Housing statistics for census tracts are to be included in the Population reports on census tracts.

## U. S. CENSUS OF POPULATION: 1950

### Volume

- I Number of Inhabitants
- II Characteristics of the Population

Succeeding volumes will cover the following subjects:

Census Tracts, Nativity and Parentage, Nonwhite Population by Race, Persons of Spanish Surname, Institutional Population, Differential Fertility, Labor Force Characteristics, Occupation, Industry, Income, Internal Migration, Education, Characteristics of Families and Households.

**UNITED STATES CENSUS of HOUSING : 1950**  
U. S. DEPARTMENT OF COMMERCE  
CHARLES SAWYER, Secretary

BUREAU OF THE CENSUS  
ROY V. PEEL, Director



**BLOCK STATISTICS**


**WHEELING**  
**WEST VIRGINIA**

*Prepared under the supervision of*  
Howard G. Brunsman, Chief  
*Population and Housing Division*

1950 HOUSING CENSUS REPORT  
VOLUME V, PART 205

UNITED STATES GOVERNMENT PRINTING OFFICE 1951

**BLOCKS**





## BUREAU OF THE CENSUS

ROY V. PEEL, *Director*

A. ROSS ECKLER, *Deputy Director*

HOWARD C. GRIEVES, *Assistant Director*

CONRAD TAEUBER, *Assistant Director*

MORRIS H. HANSEN, *Assistant Director for Statistical Standards*

ROBERT Y. PHILLIPS, *Assistant Director for Operations*

CALVERT L. DEDRICK, *Coordinator, International Statistics*

FRANK R. WILSON, *Information Assistant to the Director*

### Population and Housing Division—

HOWARD G. BRUNSMAN, *Chief*

WAYNE F. DAUGHERTY, *Assistant Chief for Housing*

ROBERT B. VOIGHT, *Assistant Chief for Operations*

HENRY S. SHRYOCK, JR., *Assistant Chief for Population*

EDWIN D. GOLDFIELD, *Program Coordinator*

Quality and Equipment Statistics—Robert C. Hamer, *Chief*

Inventory Statistics—Carl A. S. Coan, *Chief*

Developmental Programs—J. Hugh Rose, *Chief*

Residential Financing—Junia H. Honnold, *Chief*

Territories and Possessions—Joel Williams, *Chief*

Statistical Sampling—Joseph Steinberg, *Chief*

Statistical Procedure—Morton A. Meyer, *Chief*

Processing Operations—Milton D. Lieberman, *Chief*

Administrative Service Division—WALTER L. KEHRES, *Chief*

Agriculture Division—RAY HURLEY, *Chief*

Budget Officer—CHARLES H. ALEXANDER

Business Division—HARVEY KAILIN, *Acting Chief*

Field Division—LOWELL T. GALT, *Chief*

Foreign Trade Division—J. EDWARD ELY, *Chief*

Geography Division—CLARENCE E. BATSCHULET, *Chief*

Governments Division—ALLEN D. MANVEL, *Chief*

Industry Division—MAXWELL R. CONKLIN, *Chief*

Machine Tabulation Division—C. F. VAN AKEN, *Chief*

Personnel Division—HELEN D. ALMON, *Chief*

### SUGGESTED IDENTIFICATION

U. S. Bureau of the Census. *U. S. Census of Housing: 1950. Vol. V, Block Statistics, Part 205.*  
U. S. Government Printing Office, Washington, D. C., 1951.

For sale by the Superintendent of Documents, U. S. Government Printing Office, Washington 25, D. C.,  
or any of the Field Offices of the Department of Commerce - Price 15 cents



## PREFACE

This report presents statistics on characteristics of dwelling units by blocks for the city. The tabulations are based on data from the 1950 Census of Housing, taken as of April 1, 1950. Authorization for the 1950 Census of Housing as part of the Seventeenth Decennial Census was provided by the Housing Act of 1949, approved July 15, 1949.

The major portion of the information compiled from the 1950 Census of Housing appears in Volume I, *General Characteristics*; Volume II, *Nonfarm Housing Characteristics*; Volume III, *Farm Housing Characteristics*; Volume IV, *Residential Financing*; and Volume V, *Block Statistics*. Volume V consists of separate reports, issued as bulletins for each of the 209 cities which in 1940 or in a subsequent census had a population of 50,000 or more. These reports will not be bound into a single publication.

The subjects covered in both the 1950 and 1940 reports on characteristics of dwelling units by blocks are substantially similar.

This report was prepared under the direction of Howard G. Brunsman, Chief, Population and Housing Division, and Wayne F. Daugherty, Assistant Chief for Housing. Robert C. Hamer, Chief, Quality and Equipment Statistics Section, was in charge of coordinating the content and the format of the report with assistance from Carl A. S. Coan, Chief, Inventory Statistics Section; Floyd D. McNaughton, Chief, Equipment and Facilities Unit; Beulah Washabaugh, Chief, Tenure and Vacancy Unit; and Walter A. Hines. The compilation of the statistics was under the supervision of Robert B. Voight, Assistant Chief for Operations.

The collection of the information on which these statistics are based was under the supervision of Lowell T. Galt, Chief, Field Division. The geographic work, including the assignment of all block numbers and the preparation of maps, was under the supervision of Clarence E. Batschelet, Chief, Geography Division. The data were tabulated under the supervision of C. F. Van Aken, Chief, Machine Tabulation Division.

November 1951.

# WHEELING, W. VA.

## CONTENTS

### INTRODUCTION

	Page		Page
General.....	1	Definitions and explanations—Continued	
Related reports.....	1	Persons per room.....	2
Use of data.....	1	Color of occupants.....	2
Comparability with 1940 Housing Census data.....	1	Contract monthly rent.....	2
Definitions and explanations.....	1	Value of one-dwelling-unit structures.....	2
Dwelling unit.....	1	Number reporting.....	2
Occupancy and tenure.....	2	Block identification.....	2
Condition and plumbing facilities.....	2		

### TABLES

	Page
Table 1.—Characteristics of housing for the city: 1950.....	3
Table 2.—Characteristics of housing by wards: 1950.....	-
Table 3.—Characteristics of housing for block areas, by blocks: 1950.....	4

Map of city, by blocks, appears following last page of tables.

# BLOCK STATISTICS

## INTRODUCTION

### GENERAL

Volume V of the Reports on Housing consists of a separate report for each of the 209 cities which in 1940 or in a subsequent census prior to 1950, had a population of 50,000 or more. Each report presents for the city, by blocks, tabulations for a limited number of subjects obtained in the Census of Housing. The subjects in these reports are similar to those in the block statistics supplements to Volume I of the reports of the 1940 Census of Housing. The subjects in this report present the number of dwelling units classified by occupancy and tenure, condition and plumbing facilities, persons per room, color of occupants, average contract monthly rent of renter-occupied and selected vacant units, and the average value of one-dwelling-unit owner-occupied and selected vacant structures. In table 1, the statistics for these subjects are summarized for the city. Table 2 of the standard series is omitted, as this city was not reported by wards or tracts. In table 3, the data are presented by blocks within block areas. Maps identifying the location of each block and the block area boundaries are a part of this report.

**Related reports.**—Related statistics for this city are contained in the Reports on Housing, Volume I, *General Characteristics*; and in the Reports on Population, Volume I, *Number of Inhabitants*, and Volume II, *Characteristics of the Population*.

The Reports on Housing for each State in Volume I present data on the characteristics of dwelling units for the State by residence (urban, rural nonfarm, and rural farm), for standard metropolitan areas, urbanized areas, counties, for urban places, places of 1,000 to 2,500 inhabitants, and rural-nonfarm and rural-farm dwelling units for each county. Each report includes the following subjects: occupancy, tenure, race of occupants, type of structure, year built, condition and plumbing facilities, water supply, toilet and bathing facilities, number of rooms, number of persons, persons per room, electric lighting, heating equipment, heating and cooking fuels, refrigeration equipment, kitchen sink, radio, television, and, for nonfarm units, the contract monthly rent, gross monthly rent, and value of one-dwelling-unit structures.

Volume I of the Reports on Population shows the 1950 population of each county and of each minor civil division within the county. It also contains figures for each incorporated place, for each unincorporated place with 1,000 or more inhabitants, and for incorporated places of 5,000 or more by wards. A special series of tables presents data for each urbanized area giving the incorporated places and portions of minor civil divisions within it.

Volume II of the 1950 Population Reports contains statistics on the general characteristics of the population. Chapter A of this volume repeats the figures on number of inhabitants as shown in Volume I; Chapter B presents demographic, economic, and social characteristics of the population; and Chapter C gives more detailed cross-classifications for States and large cities and standard metropolitan areas.

**Use of data.**—The tabulation of housing characteristics for areas as small as city blocks provides descriptive material of considerable value for technical studies of housing in the city. The statistics will be useful in compiling totals for special types

of areas that may be defined to meet the requirements of individual investigators. Users of the data should bear in mind that in practically all cases the data for a given block represent the work of only one enumerator. Consequently, housing characteristics for blocks are subject to a wider margin of error than is to be expected in the figures for tracts or wards which represent returns made by a number of enumerators. Misinterpretation of instructions by one enumerator may cause a significant bias in the statistics for a block even though it may have a negligible effect upon the figures for larger areas. For example, the enumeration of "condition" depended to a considerable extent upon the judgment of the individual enumerator. Also, failure to indicate the correct block number for a significant number of dwelling units may introduce errors into the block data.

**Comparability with 1940 Housing Census data.**—In the 1940 Census of Housing, reports entitled "Block Statistics" were issued as supplements to the first series of Housing bulletins. These supplements consisted of separate reports for each of the 191 cities which had 50,000 inhabitants or more in 1930.

In the 1950 reports, the block numbers used are different, in most cases, from those used in the 1940 reports. Therefore, to compare 1940 and 1950 data for a given block, it is necessary to locate the block on the maps to obtain the corresponding 1940 and 1950 block numbers.

The subjects in both the 1940 and 1950 reports are substantially similar. However, data on number of structures, year built, and mortgage status have been omitted from the 1950 report. Furthermore, in the 1940 reports average contract or estimated monthly rent was reported for all dwelling units while in 1950 average contract monthly rent is reported for some, and average value for other, dwelling units.

### DEFINITIONS AND EXPLANATIONS

More detailed and complete definitions are presented in Volume I of the Housing Reports.

**Dwelling unit.**—In general, a dwelling unit is a group of rooms or a single room, occupied or intended for occupancy as separate living quarters, by a family or other group of persons living together or by a person living alone.

A group of rooms, occupied or intended for occupancy as separate living quarters, is a dwelling unit if it has separate cooking equipment or a separate entrance. A single room, occupied or intended for occupancy as separate living quarters, is a dwelling unit if it has separate cooking equipment or if it constitutes the only living quarters in the structure. Also, each apartment in a regular apartment house is a dwelling unit even though it may not have separate cooking equipment. Excluded from the dwelling unit count are large rooming houses, institutions, dormitories, and transient hotels and tourist courts.

In the 1940 Census, a dwelling unit was defined as the living quarters occupied or intended for occupancy by one household. A household consisted of a family or other group of persons living together with common housekeeping arrangements, or a person living entirely alone. However, the enumerator was not explicitly

instructed to define rooms as dwelling units on the basis of cooking equipment or separate entrance.

The number of dwelling units in the 1950 Census may be regarded as comparable with the number of dwelling units in the 1940 Census. Some living quarters may have been classified as separate dwelling units in the one census and not in the other. Further, in the 1950 Census, living quarters with five or more lodgers were not tabulated as dwelling units; generally, such quarters were included in the 1940 dwelling unit count. However, the net effect of these changes is probably small.

**Occupancy and tenure.**—Dwelling units are classified by occupancy and tenure into four groups: owner-occupied; renter-occupied; vacant nonseasonal not dilapidated, for rent or sale; and other vacant and nonresident. A dwelling unit is classified as owner-occupied if it was owned wholly or in part by the head of the household or by some related member of his family living in the dwelling unit. All other occupied units are classified as renter-occupied whether or not cash rent was actually paid for living quarters. Rent-free units and living accommodations received in payment for services performed are thus included with the renter-occupied units.

A dwelling unit is considered vacant if no persons are living in it at the time of enumeration. New units not yet occupied were enumerated as vacant dwelling units if construction had proceeded to the extent that all the exterior windows and doors were installed and final usable floors were in place. The classification "Vacant nonseasonal not dilapidated, for rent or sale" is descriptive of the vacant dwelling units reported in this classification. "Other vacant and nonresident" units include all dilapidated and seasonal vacant units as well as the not dilapidated units which were not for rent or sale.

Because of changes in enumeration procedures, the counts of total vacant units in 1940 and 1950 are not strictly comparable. In 1940, vacant units were enumerated if they were habitable; units uninhabitable and beyond repair were excluded from the enumeration. In 1950, units were included regardless of condition if they were intended for occupancy as living quarters. Therefore, no comparison should be made between the data on "vacant nonseasonal not dilapidated, for rent or sale" units from the 1950 Census and data in the 1940 Census reports.

In both censuses, dwelling units occupied entirely by nonresidents were included with vacant units not for rent or sale. Trailers, tents, houseboats, and railroad cars which were vacant were excluded from the dwelling unit inventory in both 1950 and 1940.

**Condition and plumbing facilities.**—Data on condition of a dwelling unit are shown in combination with data for selected plumbing facilities and are, therefore, limited to units for which both condition and plumbing facilities are reported. Plumbing facilities include water supply, toilet facilities, and bathing facilities.

The category "with private bath" includes those dwelling units reported with both a flush toilet and a bathtub or shower inside the structure for the exclusive use of the occupants of the unit. The category "no private bath" includes those dwelling units not having private flush toilet or not having private bathing facilities. The "no running water" category includes units with only piped running water outside the structure or with only other sources such as a hand pump.

A dwelling unit is "dilapidated" when it is run-down or neglected, or is of inadequate original construction, so that it does not provide adequate shelter or protection against the elements or it endangers the safety of the occupants.

**Persons per room.**—The number of persons per room has been computed for each occupied dwelling unit by dividing the number of persons in the dwelling unit by the number of rooms in the dwelling unit. All persons enumerated in the Population Census as members of the household (including lodgers, servants, and

other nonrelated persons) are counted in determining the number of persons that occupy the dwelling unit. The number of rooms in the dwelling unit includes all rooms available for living quarters throughout the year. Not counted as rooms are bathrooms, closets, pantries, halls, screened porches, and unfinished rooms in the basement and attic.

**Color of occupants.**—Occupied dwelling units are classified by color of head of household according to the definition used in the 1950 Census of Population. The group designated as "non-white" consists of Negroes, Indians, Japanese, Chinese, and other nonwhite races. Persons who are not definitely Indian or of other nonwhite race are classified as white.

**Contract monthly rent.**—Contract monthly rent is the rent, at the time of enumeration, contracted for by the renter regardless of whether it includes furniture, heating fuel, electricity, cooking fuel, water, or personal services.

Monthly rent for vacant dwelling units is the amount asked for the dwelling unit at the time of enumeration. The average monthly rent relates to renter-occupied dwelling units and vacant nonseasonal not dilapidated units for rent. Dwelling units which are occupied "rent-free" are not included with the units reporting rent.

**Value of one-dwelling-unit structures.**—Average value is shown for owner-occupied dwelling units and vacant nonseasonal not dilapidated units which are for sale only. Value is shown only if the unit is in a one-dwelling-unit structure without business and if it is the only dwelling unit included in the property. The value represents the amount for which the owner estimates that the property, including such land as belongs with it, would sell under ordinary conditions and not at a forced sale. For vacant units, value is the sale price asked by the owner.

**Number reporting.**—Occupancy and tenure are reported for all dwelling units, and color of occupants is reported for all occupied units. The corresponding distributions for these subjects in table 1 are based on all dwelling units and on occupied units, respectively. For all other subjects, the distributions are based on the units for which the specific characteristics are reported, that is, the "Number reporting."

The number of dwelling units for which the enumerator obtained no report on a particular item is shown for the city totals only; however, the number "not reported" can easily be derived for each area in tables 2 and 3 by subtracting the number reporting from the total number of dwelling units (or total occupied).

**Block identification.**—A map or series of maps is included in this report showing block numbers for each block, letter designations for block areas, and the names of principal streets.

Blocks are identified by serial numbers, a separate series of numbers being used for each block area. Thus, the location of each block for which data are presented in table 3 may be determined by referring to the identification of the block area and block shown on the map. Similarly, data for a specific block may be located in the table by reference to the map for the identification numbers of the block area and block.

A block area is an arbitrary subdivision established to facilitate numbering blocks in groups of less than 1,000. In some cities this division was not necessary and the blocks are numbered within the city as a whole.

If no dwelling units are reported for a block, the block number is not listed in table 3, although it is shown on the map. Dwelling units for which the block number was not reported are indicated in the table by the symbol "NR." Detailed data are not shown for such dwelling units, nor for blocks containing fewer than three dwelling units. Average monthly rent is not shown when the monthly rent was reported for fewer than three dwelling units. Average value is not shown when the value of one-dwelling-unit properties was reported for fewer than three dwelling units. All dwelling units are included, however, in the statistics for the city.

Table 1.—CHARACTERISTICS OF HOUSING FOR THE CITY: 1950

Subject	Number	Percent	Subject	Number	Percent
<b>OCCUPANCY AND TENURE</b>			<b>PERSONS PER ROOM</b>		
All dwelling units.....	18,380	100.0	Occupied dwelling units.....	17,981	...
Owner occupied.....	8,474	46.1	Number reporting.....	17,875	100.0
Renter occupied.....	9,507	51.7	1.50 or less.....	17,178	96.1
Vacant nonseasonal not dilapidated, for rent or sale.....	174	0.9	1.51 or more.....	697	3.9
Other vacant and nonresident.....	225	1.2	Not reported.....	106	...
<b>CONDITION AND PLUMBING FACILITIES</b>			<b>CONTRACT MONTHLY RENT</b>		
All dwelling units.....	18,380	...	Renter-occupied, and vacant nonseasonal not dilapidated units, for rent—Number reporting.....	8,948	...
Number reporting.....	18,082	100.0	Total contract monthly rent..... dollars.....	266,062	...
With private bath, not dilapidated.....	14,564	80.5	Average monthly rent..... dollars.....	29.73	...
No private bath, with running water, not dilapidated.....	2,548	14.1			
No running water or dilapidated.....	970	5.4			
Condition or plumbing facilities not reported.....	298	...			
No private bath or dilapidated.....	3,518	19.5			
<b>COLOR OF OCCUPANTS</b>			<b>VALUE OF ONE-DWELLING-UNIT STRUCTURES</b>		
Occupied dwelling units.....	17,981	100.0	Owner-occupied, <sup>1</sup> and vacant nonseasonal not dilapidated units, for sale only—Number reporting.....	6,075	...
White.....	17,376	96.6	Total value or sale price..... dollars.....	58,007,600	...
Nonwhite.....	605	3.4	Average value..... dollars.....	9,548	...

<sup>1</sup>Restricted to 1-dwelling-unit properties.

(Table 2 of the standard series is omitted, as this city was not reported by wards or tracts)

HOUSING—BLOCK STATISTICS

Table 3.—CHARACTERISTICS OF HOUSING FOR BLOCK AREAS, BY BLOCKS: 1950

[Detailed statistics not shown for blocks containing fewer than 3 dwelling units, nor for dwelling units not allocated by blocks (designated by NR)]

Block area	Block	All dwelling units by occupancy and tenure					All dwelling units by condition and plumbing facilities			Occupied dwelling units			Contract monthly rent <sup>1</sup>		Value <sup>2</sup> of one-dwelling-unit structures		
		Total	Owner occupied	Renter occupied	Vacant non-seasonal not dilap., for rent or sale	Other vacant and non-resident	Number reporting	No private bath or dilap.	No running water or dilap.	Total	Persons per room		Occupied by non-white	Number reporting	Average monthly rent (dollars)	Number reporting	Average value (dollars)
											Number reporting	1.51 or more					
A	1	15	6	9					15	15	2		9	21.00	5	6,700	
	2	37	23	13		1		2	36	35			13	21.15	16	8,218	
	8	12	11	1					12	12					9	9,500	
	9	22	14	8					22	22			6	24.83	12	7,500	
	10	12	7	5					12	11			5	42.20	5	10,000	
	11	35	23	12					35	34			12	28.00	17	10,794	
	12	59	38	18	2	1		2	56	56	3		19	22.84	28	6,767	
	13	27	17	10				1	27	27			8	28.37	12	8,583	
	14	35	28	7				1	35	34	2		7	31.57	25	9,172	
	15	39	27	11		1		5	38	37			10	31.20	20	7,950	
	16	35	25	10				1	35	35	2		9	32.44	17	7,558	
	17	7	3	4					7	7			4	33.25	2		
	18	7	5	2					7	6			2		5	6,800	
	20	15	14	1					15	15			1		13	15,923	
	21	13	13						13	13					13	16,038	
	22	19	15	4					19	19			3	50.66	14	12,642	
	23	17	14	2					16	16	1		2		14	12,892	
	24	7	7			1			7	6					7	10,142	
	27	13	9	4					13	13			4	45.50	8	10,812	
	28	28	20	8					28	28			6	42.83	11	9,909	
	29	55	29	26				8	55	54			25	33.56	16	10,687	
	30	51	24	27				7	51	51	1		25	39.12	20	10,050	
	31	32	21	11				1	32	32			10	36.80	19	10,636	
	32	50	20	11				2	31	30		1	10	40.00	17	8,823	
	33	54	30	23				4	50	50			23	33.65	20	9,925	
	34	27	20	24				6	27	27			23	28.73	23	9,434	
	35	22	20	7				1	22	22			7	36.71	14	9,071	
	36	16	12	4				3	16	16			4	45.00	10	9,100	
	37	42	20	21		1			41	41	3		19	37.57	15	10,633	
	38	31	19	12					31	31			8	34.25	17	10,441	
	39	16	16						16	16					16	15,312	
	41	9	9						9	9					9	11,722	
	42	8	8						8	8					8	7,850	
	43	15	15						15	15					15	13,573	
	44	49	23	26				6	49	49			23	36.65	17	11,411	
	45	11	9	2					11	11			2		9	8,222	
	46	9	9						9	9					9	9,666	
	47	19	11	8					19	19			8	35.62	11	9,909	
	48	18	16	2					18	18			1		16	10,706	
	50	23	12	4		1		1	22	22			4	40.25	16	15,593	
	51	6	6						6	6			2		5	10,800	
	52	8	8						8	8			2		8	8,812	
	53	11	10	1				2	11	11			2		16	9,281	
	54	20	18	2					20	20			2		16	11,406	
	55	29	20	9					29	29	1		9	48.00	16	11,083	
	56	29	18	11					29	29				40.66	12	11,250	
	57	4	4						4	4					4	11,250	
	58	3	3						3	3					3	11,333	
	59	15	12	3				3	15	15			3	44.33	12	9,708	
	60	7	3	4					7	7			3	40.66	2		
	61	20	10	9	1				20	19			3		7	9,500	
	62	6	3	3					6	6			3	35.22	3	9,166	
	64	6	6						6	6				35.66	3	8,300	
	65	50	22	28				1	50	50	1		27	28.11	15	8,300	
	66	15	7	8				1	15	15			8	28.11	4	7,375	
	67	32	23	8	1				31	31	1		8	33.50	22	7,704	
	68	9	8	1				2	9	9		1			8	1,527	
	69	20	15	5					20	20		4	5	22.00	11	9,000	
	70	11	7	4				1	11	11				24.25	5	8,200	
	71	15	12	3				3	15	15			4	40.66	10	6,400	
	72	44	25	19				5	44	44			17	31.23	23	7,956	
	73	43	27	16				11	43	43	1		16	32.31	16	7,531	
	74	26	24	2					26	26					22	5,081	
	75	62	38	23	1			1	61	61	4		3		16	5,081	
	76	29	12	15					27	27			2	18.65	28	3,421	
	77	183	103	65	2	13		33	174	168	13		15	27.06	6	4,416	
	78	12	9	3				4	12	12			24	21.66	76	5,377	
	79	43	20	20	3			4	42	40			1		8	4,000	
	80	23	13	10				2	23	23			3	23.66	10	5,200	
	81	29	21	8				5	29	29			7	31.66	7	6,900	
	83	4	4						4	4			1	29.57	18	5,711	
	84	20	2	4				4	19	18							
	85	135	100	37	2	2		10	135	131	1	10	17	15.52	1	20,358	
	86	13	13					2	13	13			30	48.50	94	4,184	
	87	5	4	1					5	5			1		13	4,184	
	88	25	15	10				1	25	25			4	35.00	4	3,500	
	89	8	8					1	8	8			7	5.58	13	5,538	
	90	2						1	2	2					8	3,862	
	91	10	5	5				2	10	10			4	20.75	5	3,500	
	92	2							2	2							
	93	5	4	1					5	5			1		4	5,125	
	94	11	11					3	11	11					4	5,125	
	95	3	3					1	3	3			1		10	4,330	
	96	2						1	2	2					3	5,500	
	97	135	90	45	1			4	133	134			40	46.80	71	12,201	
	98	1						4	1	1							
	99	11	6	5					11	11			4	36.25	5	10,600	

<sup>1</sup>For renter - occupied dwelling units and vacant nonseasonal not dilapidated units, for rent.  
<sup>2</sup>For owner - occupied dwelling units and vacant nonseasonal not dilapidated units, for sale only.

Table 3.—CHARACTERISTICS OF HOUSING FOR BLOCK AREAS, BY BLOCKS: 1950—Con.

Block area	Block	All dwelling units by occupancy and tenure					All dwelling units by condition and plumbing facilities			Occupied dwelling units			Contract monthly rent <sup>1</sup>		Value <sup>2</sup> of one-dwelling-unit structures		
		Total	Owner occupied	Renter occupied	Vacant non-seasonal not dilap., for rent or sale	Other vacant and non-resident	Number reporting	No private bath or dilap.	No running water or dilap.	Total	Persons per room		Occupied by non-white	Number reporting	Average monthly rent (dollars)	Number reporting	Average value (dollars)
											Number reporting	1.51 or more					
A	100	30	22	7		1	30	1	29	29			7	39.00	18	14,511	
	101	17	9				17		17	17			6	49.33	8	12,250	
	102	56	42	13	1		56	1	55	55			12	51.00	40	12,900	
	103	30	20	10			30	2	30	29			10	49.00	18	14,833	
	104	7	7				6		7	7					6	21,916	
	105	45	32	12	1		43	1	44	43			10	72.00	29	16,810	
	106	32	26	5	1		31	1	31	30			4	41.50	23	16,804	
	108	5	5				5		5	5					4	40,000	
	109	28	19	7		2	26		26	26			6	57.16	18	35,500	
	111	12	9	3			12		12	12			3	86.33	9	25,333	
	113	4	4				4		4	4					3	14,000	
	114	17	14	2		1	17		16	16			2		14	18,607	
	115	4	3	1			4		4	4			1		2		
	116	12	9	3			12		12	12			3	69.33	7	26,214	
	117	5	3	2			5		5	5			2		2		
	118	3	1	2			3		3	3			1		1		
	119	30	13	13	1	3	26	1	26	25			11	58.81	9	16,777	
	120	24	20	4			24		24	23			2		19	15,947	
	121	35	30	5			34		35	34			3	56.66	21	14,261	
	122	5	5				5		5	5					5	29,000	
	123	12	5	7			12		12	12			7	70.00	3	14,166	
	124	22	12	9		1	22		21	21			8	41.25	9	17,444	
	125	35	22	12		1	35	2	34	34			12	47.75	15	13,633	
	126	10	5	5			10		10	10			5	39.60	4	14,500	
	127	4	3	1			4		4	4					3	21,666	
	128	7	6			1	7		6	6					6	38,333	
	130	20	11	9			20		20	20			8	47.00	9	12,555	
	131	7	3	4			7		7	7			3	65.00	2		
	132	6	4	2			5		6	6			1		3	16,166	
	133	27	13	12	1	1	27		25	25			11	56.54	11	17,045	
	134	26	8	18			26		26	26			17	58.23	2		
	135	8	3	5			8		8	8			5	29.40	2		
	136	10	10				10		10	10					10	9,300	
	137	13	13				13	1	13	13					13	9,915	
	138	16	13	2		1	16	2	15	15			1		11	8,409	
	139	6	5	1			6		6	6					3	7,566	
	140	28	22	6			28		28	28			5	26.20	18	7,483	
	141	47	20	26	1		47	12	46	46	2		26	27.11	10	5,410	
	142	22	10	12			22	3	22	22			12	32.16	4	8,125	
	143	23	14	6	1	2	23	5	23	20			5	27.60	10	5,050	
	144	7	1	6			7	5	7	7			5	19.20	1		
	145	9	8				9	8	8	8			8	25.00			
	146	77	34	42		1	73	28	76	75			39	21.92	14	5,178	
	147	411	56	342	11	2	406	17	398	398	13	8	341	26.12	40	3,657	
	148	94	53	41			94	25	94	94			39	39.82	45	3,986	
	149	11	4	7			11	6	11	11			4	19.50	1		
	150	42	18	23	1		41	11	41	40			19	22.84	12	4,791	
	151	21	8	13			21	2	21	21			13	29.07	4	7,875	
	152	11	5	6			11	3	11	11			3	16.00	3	9,666	
	153	7	4	3			7	1	7	7			3	18.33	3	6,500	
	154	29	10	19			29	8	29	29			19	22.73	5	6,500	
	155	35	16	18		1	35	10	34	34			18	17.22	10	6,050	
	156	37	13	24			35	5	37	33			24	24.50	6	5,333	
	157	43	8	35			41	4	43	43			32	32.62	3	13,833	
	158	68	25	41		2	65	10	66	66			38	23.42	13	6,346	
	159	38	22	16			36	2	38	38			15	21.40	19	4,210	
	160	29	13	16			28	8	29	29			14	22.07	11	4,272	
	161	59	26	33			57	2	59	58			30	23.53	14	5,071	
	162	30	19	11			29	3	30	30			11	33.45	15	7,553	
	163	18	15	3			17		18	17			1		11	7,500	
	164	7	7				7		7	7					6	7,000	
	165	4	3	1			4		4	4			1		3	5,666	
	166	23	17	5		1	23	1	22	22			5	42.40	14	6,821	
	168	23	18	5			23		23	23			4	31.25	16	8,875	
	169	20	16	14			30	4	30	30			14	30.71	9	10,833	
	170	26	10	15			26		25	25			16	24.31	5	5,400	
	171	17	17		1		17	1	17	17			17	16.88			
	173	1					1		1	1			1				
	174	31	18	13			31		31	30			4	24.46	14	4,442	
	175	57	29	27	1		56	4	56	56			27	26.85	19	5,815	
	176	82	36	43	2	1	82	6	79	78			40	25.72	28	5,642	
	177	64	34	28		2	64	4	62	62			27	36.11	27	8,080	
	178	53	28	24	1		53	3	52	52			25	43.00	22	9,377	
	179	12	7	5			12	5	12	12			5	38.60	5	4,540	
	180	22	5	17			22	3	22	22			2	38.60	2	5,575	
	181	30	25	4	5	1	30	13	29	29			12	28.58	13	4,615	
	182	11	11		1	1	11	5	11	11			98	25.31	21	4,871	
	183	143	38	102	1	2	142	53	140	139			5	22.60	4	4,875	
	184	9	6	5			9	2	9	9			5	26.88	18	6,000	
	185	35	33	5	1		33	2	35	33			68	41.14	16	9,843	
	186	97	33	64			96	20	97	96			63	35.33	14	9,535	
	187	22	6	16			22	9	22	22			15	33.06	4	5,250	
	188	4	2	19			4	1	4	4			16	27.06	22	5,418	
	189	70	31	37	2		69	3	70	68			36	30.44	16	6,237	
	190	57	31	26			56	2	57	57			24	29.79	17	5,252	
	191	16	12	4			16		16	16			3	33.33	10	4,200	
	193	49	24	24		1	48	2	48	48			23	34.52	18	5,388	

<sup>1</sup>For renter - occupied dwelling units and vacant nonseasonal not dilapidated units, for rent.  
<sup>2</sup>For owner - occupied dwelling units and vacant nonseasonal not dilapidated units, for sale only.

HOUSING—BLOCK STATISTICS

Table 3.—CHARACTERISTICS OF HOUSING FOR BLOCK AREAS, BY BLOCKS: 1950—Con.

Block area	Block	All dwelling units by occupancy and tenure					All dwelling units by condition and plumbing facilities			Occupied dwelling units			Contract monthly rent <sup>1</sup>		Value <sup>2</sup> of one-dwelling-unit structures	
		Total	Owner occupied	Renter occupied	Vacant non-seasonal not dilap., for rent or sale	Other vacant and non-resident	Number reporting	No private bath or dilap.	No running water or dilap.	Total	Persons per room		Number reporting	Average monthly rent (dollars)	Number reporting	Average value (dollars)
											Number reporting	1.51 or more				
A	194	34	14	20		33	11	4	34	34	2	17	23.88	9	48.33	
	195	30	16	14		30			30	30		11	35.81	15	70.86	
	196	49	18	31		49	7		49	49	1	31	38.96	8	102.00	
	197	22	10	10		21			20	19		10	42.90	8	82.50	
	198	36	16	20		36	3		36	35	1	20	30.80	10	70.00	
	199	32	13	19		31	1	1	32	31		16	28.68	5	54.00	
	200	18	6	11	1	17	4		17	16	2	10	31.40	2		
	201	40	11	28		38	20	17	39	39	10	27	28.44	7	28.14	
	202	36	11	25		36	11	2	36	36	1	24	33.20	5	90.00	
	203	42	15	22	3	42	5		37	37	1	25	31.08	10	64.00	
	205	32	11	20		31	3		31	29		18	39.83	3	123.33	
	206	17	6	11		17	4		17	17		11	39.36			
	207	55	15	38	2	55	4	2	53	52	3	37	35.13	9	70.55	
	208	48	19	29		48	3		48	48	4	28	32.17	8	65.62	
	209	109	25	79	4	108	11	5	104	103	5	79	38.11	14	53.92	
	210	70	30	39	1	68	1	1	69	67	2	39	37.79	8	51.25	
	211	36	16	19		34	9	7	35	34		18	36.33	10	31.80	
	212	24	10	13		24	7	7	23	22	2	12	26.00	7	53.28	
	215	13	5	8		13	6	2	13	13	1	8	31.00	3	36.66	
	216	22	12	9	1	22	2	2	21	20		8	25.62	10	58.30	
	217	31	16	13	1	30	4		29	29		14	33.64	10	67.60	
	218	39	13	26		38	7		39	39		26	45.23	8	48.62	
	219	27	9	18		27	1		27	27		17	38.35	5	60.00	
	220	48	15	32		46	6		47	47	2	28	43.10	5	75.00	
	221	2														
	222	8	4	4		8			8	8		4	50.00	1		
	223	151	17	128	6	150	90	1	145	145	11	131	32.58	5	128.00	
	224	6	1	5		6	4		6	6		5	31.00	1		
	225	3	1	2		3	2	2	3	3				1		
	226	1														
	227	1														
	228	2														
	229	3		3		2			3	3	1	3	13.66			
	231	9	6	3		9	1	1	9	9		1		3	47.66	
	232	4		2		3			4	4		2		2		
	233	25	10	15		25	10	3	25	25	3	15	27.06	8	39.75	
	234	32	18	12		31	2		30	29		11	29.72	13	62.30	
	235	57		57		56	31	29	57	57	5	55	19.74			
	236	33	13	20		33	2	1	33	33	1	19	45.26	2		
	237	65	5	60		63	24	2	65	65	8	58	43.55	3	31.66	
	238	38	1	34	2	37	26		35	34		36	25.58			
	239	32	3	29		32	18		32	32	5	28	38.28			
	240	87	7	79		77	53	18	86	84	19	72	28.77	1		
	241	125	16	104	1	118	60	9	120	120	6	102	17.61	8	47.50	
	242	24	7	15		24	9		22	22	2	14	16.50	6	27.50	
	243	29	9	19	1	29	12	3	28	28	4	20	12.75	8	25.50	
	244	13	10	3		13	2	2	13	13	1	3	22.00	7	46.71	
	245	6	7	1		6	6	1	6	6		1		4	51.75	
	246	12	7	4		12	1	1	11	11	1	4	16.50	6	39.66	
	247	88	28	59	1	88	12	5	87	87	2	60	23.41	10	58.00	
	248	24	15	9		24	7	3	24	24	1	9	19.77	14	59.85	
	249	15	12	3		15	3	1	15	15		3	21.66	11	44.09	
	250	11	8	3		11	1	1	11	11		3	27.33	4	81.25	
	252	9	4	5		9			9	9	1	5	19.00	4	95.00	
	253	12	6	6		12	1	1	12	12		6	28.16	6	61.50	
	254	5	2	3		5	4	4	5	5	3	3	12.66	2		
	255	6	2	4		6	6	1	6	6		4	28.25	2		
	258	15	6	9		15	1	1	15	15		8	37.75	4	145.00	
	259	14	2	12		14	1	1	14	13		10	40.00			
	260	3		3		3			3	3		3	40.66			
	262	5	4	1		5			5	5		1		4	152.50	
	263	1														
	264	7	2	5		7	1		7	7		5	52.80	1		
	265	2														
	267	33	23	9		31	2		32	32		9	46.22	20	145.00	
	268	12	1	10		11	2	2	11	11		10	52.40	1		
	269	13	13			13			13	13				12	196.66	
	270	13	13			13			13	13				13	183.84	
	271	18	11	7		18			18	18		7	48.28	8	113.75	
	272	4	2	2		4			4	4		2		2		
	273	13	7	6		10	1		13	13	1	6	42.83	5	118.00	
	274	14	9	4		13			13	13		4	33.25	5	126.00	
	275	28	19	9		28	3		28	28		9	41.88	16	107.81	
	276	22	15	7		22	2		22	22		6	35.00	12	123.33	
	277	26	18	8		25	1	1	26	26		7	37.57	17	134.88	
	278	43	25	17		43	3		42	42		16	30.31	20	130.00	
	279	18	15	3		18			18	18		3	48.33	15	95.66	
	280	23	9	19		23			23	23		19	42.10	5	118.00	
	281	15	1	14		14		1	15	15		14	59.28			
	282	15	10	5		15			15	15		4	65.00	8	178.75	
	283	22	12	9	1	22			21	20		9	69.66	11	230.00	
	284	40	28	11	1	40	4		39	39		10	60.60	25	127.20	
	285	15	10	5		15			15	15		5	46.20	7	120.00	
	286	18	7	11		18			18	18		10	52.20	6	138.66	
	287	2	25	3		2			2	2	1	2		23	144.78	
	288	1														
	289	1														

<sup>1</sup>For renter - occupied dwelling units and vacant nonseasonal not dilapidated units, for rent.  
<sup>2</sup>For owner - occupied dwelling units and vacant nonseasonal not dilapidated units, for sale only.



WHEELING, W. VA.

Table 3.—CHARACTERISTICS OF HOUSING FOR BLOCK AREAS, BY BLOCKS: 1950—Con.

Block area	Block	All dwelling units by occupancy and tenure					All dwelling units by condition and plumbing facilities			Occupied dwelling units			Contract monthly rent <sup>1</sup>		Value <sup>2</sup> of one-dwelling-unit structures	
		Total	Owner occupied	Renter occupied	Vacant non-seasonal not dilap., for rent or sale	Other vacant and non-resident	Number reporting	No private bath or dilap.	No running water or dilap.	Total	Persons per room		Number reporting	Average monthly rent (dollars)	Number reporting	Average value (dollars)
											Number reporting	1.51 or more				
A	290	4	3	1		4			4	4					3	17666
	291	5	4	1		5			5	5		1			3	11666
	292	6	5	1		6			6	6					4	8500
	293	17	12	5		17			17	17		2			7	19442
	294	33	17	16		33			33	32	1	11	77.90	12	17250	
	296	3	3			3			3	3		1			1	15735
	298	29	21	8		28			29	29		7	43.14	17	15735	
	299	81	22	59		80	5	2	80	79	2	56	67.69	11	10772	
	300	75	37	38		75	5		73	73		37	35.70	28	10196	
	301	11	7	4		11			10	10		5	34.00	2		
	302	4	3	1		4			4	4		1			2	
	304	1				1			1	1					6	7250
	305	1	6	1		7			7	7	1	1	29.44	9	6500	
	306	17	3	14		17			16	16		9		6	10666	
	307	3	3			3			3	3		3		8	20966	
	309	155	115	40		145	1	1	150	149	3	28	66.75	16	17000	
	310	18	18			18			18	18		6	58.33	12	19166	
	311	20	12	8		20			19	19		8	53.50	3	21666	
	312	7	4	3		7			7	7		1			3	
	313	2				2			2	2					5	39.00
	314	17	12	5		17			17	17		14	35.92	25	12250	
	315	47	31	16		46	1	1	47	47		2		16	10750	
	316	21	18	3		21			21	21		1		3	10333	
	317	6	5	1		6			6	6		1	59.00	5	14200	
	318	21	10	11		21			21	19		2		2		
	319	5	3	2		5			5	5		6	55.66	6	33500	
	320	18	10	8	1	18			17	17		6		9	16777	
	321	10	10			10			10	10		7	38.00	3	11842	
	322	56	44	12		55	1		55	55		4		8	13500	
	323	4	4			4			4	4					4	
	324	22	17	5		22			22	22		5	39.40	14	10285	
	325	10	10			10			10	10		10		10	9900	
	326	25	18	7	1	25			24	24		4	43.00	20	8650	
	327	17	17			17			19	19		1		16	9312	
	328	15	13	2		15			15	15		2		11	10636	
	329	17	14	3		17			17	17		3	56.66	11	13545	
	330	12	11	1		12			12	12				11	15909	
	331	14	13	1		14			13	13		13		13	11384	
	332	20	16	4		19			19	19		3	30.00	13	10846	
	333	10	9	1		10			10	10	1	8		8	12500	
	334	23	18	5		23	3	1	23	23		4	52.25	14	6785	
	335	5	5			5			5	5		4		4	13000	
	337	6	6			6			6	6		6		6	10916	
	338	1	3	2		15			15	15		3	26.66	11	9454	
	339	18	18			18	1	1	18	18		15		15	9900	
	340	35	35			35	7	2	35	35		22	24.14	22	6090	
	342	12	11	1		12			12	12		10		7	6980	
	343	11	8	3		11			10	10		7		7	6857	
	344	8	8			8			8	8		5		5	8140	
	345	8	6	2		8			8	8		5		5	7800	
	346	10	8	2		10			10	10		2		8	16312	
	347	4	4			4			4	4		3		3	12333	
	348	5	3	2		5			5	5		2		2		
	349	20	17	3		20			20	20		15		15	15933	
	350	56	40	16		56			54	54		14	43.14	34	18720	
	351	17	13	4		17			17	17		4	43.50	12	16083	
	352	13	12	1		13			13	13		11		11	15590	
	353	6	6			6			6	6		6		6	16083	
	354	16	14	2		16			15	15		1		14	14142	
	355	1				1			1	1					1	
	356	17	14	3		16			17	17		2		13	23076	
	357	25	16	9		25			23	23		7	80.85	15	25953	
	358	20	17	3		20			20	20		2		15	21333	
	359	27	23	4		26			27	27		4	99.00	15	19642	
	360	15	9	6		15			13	13		9	70.11	3	13000	
	361	11	9	2		11			11	11		2		7	19428	
	362	11	7	4		11			11	11		2		5	29038	
	363	10	7	3		10	17	14	10	10	1	28	39.14	5	17000	
	364	2				2			2	2					6	
	373	1				1			1	1					1	
	374	2	2			2			2	2		5	25.60	1		
	377	12	12			12			12	12		15	23.66	12	16541	
	378	2	16			18			18	18		7	45.57	12	17208	
	379	13	7	6		13			13	13		7		2		
	380	5	5			5			5	5		1		6	19466	
	381	11	11			11			11	11		3	60.00	10	22600	
	382	12	6	6		12			12	12		4	48.75	13	10576	
	383	15	6	9		15			15	15		2		4		
	384	14	9	5		14			14	14		4	33.75	8	10875	
	385	5	4	1		5			5	5		1		3	8666	
	386	16	11	5		15			16	16		5	15.80	8	10462	
	387	8	5	3		8			8	8		2	25.70	5	6616	
	389	14	13	1		14	18	11	14	14		2		12	10583	
	390	27	25	2		27			27	27		1		24	10854	
	392	7	5	2		7			7	7		2		5	10200	

<sup>1</sup>For renter - occupied dwelling units and vacant nonseasonal not dilapidated units, for rent.  
<sup>2</sup>For owner - occupied dwelling units and vacant nonseasonal not dilapidated units, for sale only.

## HOUSING—BLOCK STATISTICS

Table 3.—CHARACTERISTICS OF HOUSING FOR BLOCK AREAS, BY BLOCKS: 1950—Con.

Block area	Block	All dwelling units by occupancy and tenure					All dwelling units by condition and plumbing facilities			Occupied dwelling units				Contract monthly rent <sup>1</sup>		Value <sup>2</sup> of one-dwelling-unit structures	
		Total	Owner occupied	Renter occupied	Vacant non-seasonal not dilapidated, for rent or sale	Other vacant and non-resident	Number reporting	No private bath or dilap.	No running water or dilap.	Total	Persons per room		Occupied by non-white	Number reporting	Average monthly rent (dollars)	Number reporting	Average value (dollars)
											Number reporting	1.51 or more					
A	393	25	15	9		1	25	7	5	24	24	2	2	8	33.37	14	10,235
	394	27	24	3			27			27	27			3	58.00	24	9,791
	395	31	28	3			31			31	31			3	61.66	27	12,351
	396	34	10	24			33	10		34	34	6		23	23.86	8	5,687
	397	17	9	7		1	17	2		16	16			6	40.50	6	4,883
	398	30	15	15			29	10		30	30	1		15	27.73	11	6,681
	399	47					47			46	46			18	36.27	23	7,869
	400	47	28	18		1	13	12	12	13	13			12	28.08	4	6,625
	401	13					15	11		15	15			7	21.14		
	402	15	5	10			49	15	8	48	48	2	2	20	20.15	17	8,852
	403	49	26	22		1	10	4	3	10	10			7	26.14	4	19,250
	404	10	5	5			10			10	10			4	47.50	2	
	405	10	2	2			4	1		4	4			2		2	
	407	30	8	22			30	5	1	30	30			18	36.27	5	9,500
	408	11	7	4			11			11	11			4	33.25	7	12,000
	409	17	5	12			17			17	17			12	43.00	5	10,500
	410	42	30	12			41	7		42	42			9	29.44	23	9,586
	411	8	4	2			6			6	6			2		3	11,333
	412	8	4	2			8			8	8			2		3	11,333
	413	24	13	11			24	4		24	24			8	43.87	11	9,409
	414	15	3	12			15	8	5	15	15			12	22.41	2	
	415	7	2	5			7	1		7	7			5	41.40	2	
	416	5	1	4			4	1		5	5			3	41.00	1	
	417	5	4	1			5			5	5			1		4	
	418	33	20	12		1	33			32	32			11	35.00	15	10,750
	419	12	11	1			12	2		12	12			10		10	10,500
	420	13	9	4			13	4		13	13			1	32.50	7	10,416
	421	8	6	2			8			8	8			2		6	10,416
	422	8	5	3			8	1		8	8			3	23.33	5	9,300
	423	14	7	6		1	14	2		13	13		1	6	40.16	6	9,000
	424	13	10	3			13			13	13			3	61.66	8	8,875
	425	22	14	6		1	22	1		20	20			4	45.75	13	9,038
	426	24	20	4			24			24	24			3	29.66	19	8,526
	427	24	20	4			23	2	1	24	24			3	19.33	20	7,905
	428	1															
	429	14	10	4			14	3		14	14			4	29.75	8	9,562
	430	8	7	1			7			8	8			1		6	7,833
	431	8	8				8			8	8			1		8	9,375
	432	12	8	4			12			12	12			4	34.75	7	5,200
	433	11	6	3		1	11	1		9	9		1	3	19.33	7	9,500
	434	2															
	435	48	26	20		2	47	20	7	46	46		2	19	28.00	22	7,090
	437	15	8	6		1	15			14	14			5	33.20	6	11,083
	438	8	5	3			8	1	1	8	8			3	28.66	5	9,100
	439	15	11	4			15	3	1	15	15			4	28.75	11	6,909
	440	8	5	3			8			8	8			3	58.33	2	
	441	43	25	17		1	42			42	42			15	40.40	19	11,684
	442	42	32	9		1	42	4		41	40			8	39.62	28	10,428
	443	1															
	444	40	27	13			40	3		40	40			11	38.54	24	11,220
	445	31	17	14			30	7		31	29			14	36.50	12	10,750
	446	13	13				13	1		13	13			13		13	9,230
	447	17	11	6			17	2		17	17			3	19.33	9	8,177
	448	6	4	2			6	1		6	6			2		2	
	449	31	16	14		1	29	4	1	30	29			11	34.36	13	8,307
	450	58	9	49			58	20	6	58	58		4	46	28.34	5	7,400
	452	49	27	22			46	8	1	49	45			16	34.37	18	9,311
	453	28	17	11			28			28	28			10	33.90	16	9,906
	454	13	12	1			13	1		13	13			1		12	7,333
	455	66	52	12		1	65	1		64	64		1	8	62.50	51	11,239
	456	53	41	11		1	52	9	1	52	52		1	11	24.54	30	7,650
	457	7	5	2			7	1		7	6			2		4	4,875
	458	15	9	6			14	3		15	15		1	5	30.20	8	6,187
	459	9	7	2			9			9	9			2		5	6,500
	460	29	18	11			29	6		29	29		1	7	28.28	16	8,218
	461	11	8	3			11			11	11			3	32.66	7	6,600
	462	16	10	4		2	16	1		14	14		1	4	30.00	9	6,555
	463	6	6	2			7			8	8			2		5	7,300
	464	176	121	53		1	176	35	15	174	173		10	42	23.26	107	7,547
	466	3	1	2			3			3	3			2		1	
	467	22	15	7			22	6	1	22	22			6	22.50	13	2,523
	468	34	19	14		1	34	12	3	33	33			11	19.09	14	2,792
	469	21	11	10			21	6	2	21	21			10	16.50	6	2,933
	470	25	8	17			25	6		25	25			17	24.29	3	4,666
	472	56	31	25			55	7	4	56	56			22	27.86	17	4,605
	473	21	7	14			21	4		21	21			14	19.85	3	4,666
	474	28	18	10			28	6		28	28			10	30.80	9	4,555
	475	12	11	1			12	1		12	12			1		10	3,670
	476	6	3	1		2	4			4	4			1		3	3,333
	477	43	26	17			43	12	4	43	43		1	5	20.62	19	3,094
	479	3	2				3	1		2	2			2		1	
	480	51	21	23		1	51	20	14	44	44		2	31	18.26	17	3,264
	481	84	27	52		3	84	13	6	79	79			53	31.71	16	6,656
	482	57	10	47			55	5	2	57	56		3	10	36.06	1	
	483	14		14			14	3	1	14	14			13	43.61		
	484	6	1	5			6	3		6	6			5	37.60		
	485	32	2	29		1	32	10	2	31	31		2	30	41.10		

<sup>1</sup>For renter - occupied dwelling units and vacant nonseasonal not dilapidated units, for rent.<sup>2</sup>For owner - occupied dwelling units and vacant nonseasonal not dilapidated units, for sale only.

Table 3.—CHARACTERISTICS OF HOUSING FOR BLOCK AREAS, BY BLOCKS: 1950—Con.

Block area	Block	All dwelling units by occupancy and tenure					All dwelling units by condition and plumbing facilities			Occupied dwelling units			Contract monthly rent <sup>1</sup>		Value <sup>2</sup> of one-dwelling-unit structures	
		Total	Owner occupied	Renter occupied	Vacant non-seasonal not dilap., for rent or sale	Other vacant and non-resident	Number reporting	No private bath or dilap.	No running water or dilap.	Total	Persons per room		Number reporting	Average monthly rent (dollars)	Number reporting	Average value (dollars)
											Number reporting	1.51 or more				
A	486	53	29	22	2	53	20	10	51	51	6	2	24	35.04	16	6,250
	487	51	28	23		51	13	3	51	51	1		26	31.26	14	8,035
	488	97	38	59		97	13	1	97	97	1		57	32.01	18	6,438
	489	82	38	43		82	13	1	81	81	1		39	35.30	21	6,761
	490	181	83	93	1	178	23	11	176	176	12	6	94	30.41	52	5,525
	491	30	13	12	1	29	5	2	28	28	1		13	41.07	6	6,416
	492	34	12	21	1	33	7	1	33	33			7	33.57	3	8,666
	493	25	17	8		24	13	6	27	27	1		21	33.00	3	6,375
	494	28	21	7	1	28	13	6	27	27	1		21	37.00	3	4,833
	496	88	15	69	4	86	17	2	84	84	5		69	45.33	9	7,922
	497	3	1	2		3	2		3	3	3		2			
	498	1														
	499	10		10		10	4		10	10	1		7	54.42		
	500	17	1	16		16	5		17	17	15		15	40.00	4	16,500
	501	33	4	29		32	3		33	33	3		29	41.86	4	11,000
	502	43	8	41		49	3		49	49	1	3	41	39.80	4	7,450
	503	109	24	83	2	109	18	4	107	106	7	3	79	24.83	20	4,357
	504	25	8	17	2	25	2	4	25	25	2	2	16	18.00	6	5,833
	505	21	10	11	2	19	2		19	19	6		9	22.11	7	5,375
	506	24	8	15	1	24	6		23	23	2	2	14	16.42	6	3,916
	507	20	12	8		20	3	1	20	20	1	1	7	21.14	7	5,500
	508	24	15	9		24	9	1	24	24	1	5	8	13.50	8	4,587
	509	26	11	15		26	7	1	26	26	2		15	24.26	8	4,125
	510	33	10	23		33	7		33	33			21	26.23	3	4,166
	511	103	31	67	1	102	18	2	98	98	1	2	68	31.97	25	9,960
	512	23	10	13		23	1	1	23	23	1		13	35.00	8	10,750
	513	43	3	38	2	43	4		41	41	4		40	43.25	2	
	514	4	4	6		4	6		4	4	4		4	57.50		
	515	6	6	6		6	6		6	6	1		6	36.66		
	518	27	3	23	1	27	15		26	26	4		22	34.00		
	519	27	1	26		27	18	1	27	27	7		21	34.00		
	520	19	1	18		19	7	1	19	19	1		17	44.88	1	
	521	1														
	522	9	17	73	2	91	18	1	90	90			70	39.01	5	9,400
	523	114	17	96	1	106	11		113	112			89	40.84	9	10,366
	524	7	33	42	1	76	10	2	75	75	2	1	42	36.11	17	10,676
	525	104	34	70	2	103	30	15	101	100	2		65	27.12	22	9,340
	526	18	7	11	1	18	12		18	18	1		74	29.35	8	7,750
	527	8	36	50		86	21	9	86	86	2		48	26.47	20	6,995
	528	2														
	530	6	4	2		6	1		6	6	3		2	24.43	4	4,750
	531	9	2	6		9	28	14	9	87	1		65	24.71	7	3,857
	532	33	12	21	1	33	23		33	33	5		49	26.73	10	7,642
	533	97	20	77		93	47	12	94	93	9		75	26.73		3,850
	534	24	1	23		22	12	1	24	24	5		22	34.54		
	536	84	18	66		84	40	1	84	84	11	12	63	24.41	10	5,450
	538	98	22	76		97	44	1	97	97	5		70	20.28	14	5,314
	539	30	5	25	1	34	3	2	34	34	11	1	56	17.67	22	4,590
	540	8	37	52		88	40	6	89	89	9	3	52	16.76	28	3,285
	541	2														
	542	89	35	67	2	102	32	1	102	101	8		65	21.92	23	4,808
	543	104	15	43		58	18		58	58	2		38	22.94	9	4,277
	544	58	9	21	1	58	11	1	20	20	3		10	17.40	9	2,588
	551	21	15	11		47	8	3	47	46	4		31	26.09	11	3,954
	552	48	13	35		20	6	4	21	21	2		17	17.64		
	553	21	1	18		9	4	3	10	10	9		8	18.00		
	555	10	3	7		39	22	7	39	39	5	9	37	27.62		
	556	39	1	38		63	15	1	64	63	4		55	21.50		
	557	64	5	59		21	3		21	21	1		21	22.38		
	558	21	2	19		34	7		34	34			23	31.21		
	559	34	9	25												
	560	77	20	56	1	77	19	2	76	76	3		54	23.37	7	9,357
	561	49	15	34		47	3	2	49	49	1		34	21.41	10	7,800
	563	10	8	2		9	2	2	10	10	1		12	20.16	6	5,083
	564	20	1	19		20	1		20	20	2		12	40.00		
	565	28	1	27		28	4		28	28	1		11	23.72	10	4,460
	566	81	1	80	1	78	18	2	80	80	3		49	21.57	13	6,223
	567	105	20	85		101	15	2	100	99	1		75	32.81	10	7,800
	568	51	1	50	1	47	4		49	48	1		33	29.87	2	
	569	42	2	40	2	41	13	1	41	40	5	4	33	26.39		
	570	21	3	15	1	18	5		18	18	1	3	16	38.56		
	571	25	2	23		25	18	13	22	22	6	7	19	22.84	1	4,700
	572	66	10	44	3	65	25	21	54	53	8	24	45	24.84	3	9,750
	573	79	17	61	1	79	14	11	78	78	5	12	57	26.70	4	5,344
	574	71	31	40		69	20	1	71	70	3		36	29.52	18	9,344
	575	84	31	53	1	83	7	5	82	82	2		52	24.00	22	4,681
	576	38	15	23	1	38	12	1	38	38	2		22	18.54	13	3,884
	577	15	7	8		15	7	3	15	15	1		8	19.25	5	5,400
	578	13	10	3		12	3	2	13	13	2		4	10.66	8	5,075
	580	16	12	4		16	3	2	16	16	3		3	18.50	7	3,785
	581	9	5	4		9	5		9	9	4		4	20.00	4	5,375
	582	22	7	15		22	10	1	22	22	1		14	19.14	6	6,083
	583	15	10	5		15	3		15	15	5		5	20.60	7	5,214
	584	29	7	22		28	6	3	29	29	3		20	28.40	5	8,900
	585	29	7	22		29	1		29	29	1		22	25.18	2	
	586	30	5	25	1	30	12	9	29	29	3		23	21.73	3	9,333
	587	29	2	27		29	26	22	29	29	4	14	27	19.74	1	
	588	5	2	3		5	2	2	5	5	5	2	5	27.40		

<sup>1</sup>For renter - occupied dwelling units and vacant nonseasonal not dilapidated units, for rent.  
<sup>2</sup>For owner - occupied dwelling units and vacant nonseasonal not dilapidated units, for sale only.

HOUSING—BLOCK STATISTICS

Table 3.—CHARACTERISTICS OF HOUSING FOR BLOCK AREAS, BY BLOCKS: 1950—Con.

Block area	Block	All dwelling units by occupancy and tenure					All dwelling units by condition and plumbing facilities			Occupied dwelling units			Contract monthly rent <sup>1</sup>		Value <sup>2</sup> of one-dwelling-unit structures		
		Total	Owner occupied	Renter occupied	Vacant non-seasonal not dilap. for rent or sale	Other vacant and non-resident	Number reporting	No private bath or dilap.	No running water or dilap.	Total	Persons per room		Number reporting	Average monthly rent (dollars)	Number reporting	Average value (dollars)	
											Number reporting	1.51 or more					Occupied by non-white
A	589	21	1	19		1	20	18	17	20	20		11	19	9.10		
	590	32	4	26		2	23	19	13	30	30	4	10	26	15.15	1	
	591	22	6	15		2	22	16	14	21	21		1	15	29.06	2	5857
	592	49	12	37		4	49	14	22	49	49	2		33	28.06	7	5928
	593	31	13	17	1	3	31	7	7	30	30	1		18	27.44	2	
	594	27	4	22		1	27	8	1	26	26	2		22	18.31	8	
	597	30	10	18	1	1	30	9	9	28	28	2		10	17.35	5	3387
	598	21	9	11	1	1	21	3	3	20	20	3		10	22.80	5	5900
	599	55	19	34	2	2	55	16	3	53	53	5		34	22.38	4	7250
	600	13	1	10	2		12			11	11			11	24.63		
	601	43	14	28	1		43	19	11	42	42	6	10	28	21.35	9	5388
	602	80	14	60	1	5	78	59	26	74	74	14	24	55	14.58	8	2362
	604	63	17	45		1	63	34	14	62	62	8		41	16.92	4	4375
	605	42	18	23		1	42	6	1	41	41	2		41	26.33	7	6571
	606	55	23	31	1		55	15	1	54	54	3		30	22.00	12	4891
	607	58	18	37	3		57	19	1	55	55	2		33	20.87	9	4800
	609	55	32	21	1	1	53	17	5	53	53	3		20	18.65	23	4565
	610	62	34	28			61	19	4	62	62	2		24	20.75	26	6769
	611	44	23	21			44	15	2	44	44	2		20	20.90	17	5323
	612	3	1	2			2			3	3			2			
	613	1					1										
	614	36	14	20	1	1	35	4	3	34	33	4		21	24.23	6	5933
	615	18	9	9			18	4	2	18	18	1		9	24.11	4	8000
	616	2					2										
	617	35	11	24			35	13	6	35	35	3		24	22.66	5	8000
	618	9	7	2			9	1		9	9			2		5	6116
	619	27	12	15			27	5		27	27			14	18.78	7	4528
	620	17	2	15			17	6		17	17	3		15	19.06	1	
	621	50	21	29			50	9	1	50	50	2		27	22.00	9	8722
	622	13	7	8			15	3		15	15	2		8	16.62	3	7833
	623	34	16	17		1	34	8	1	33	33	2		17	18.11	12	3975
	624	5	4	1			4	1		5	5	1		1		3	4166
	625	16		16			16	2		16	16	1		16	18.25		
	627	32	9	22	1		32	13		31	31			20	21.80	7	4642
	629	28	6	21		1	28	24	17	27	27	1	1	21	14.57	3	2833
	630	2					2										
	631	6	3	3			6			6	5			3	19.66	1	
	632	19	4	15			19	6	1	19	19			15	18.53	1	
	633	17	3	13	1		17	9	1	16	16			13	15.92		
	634	2					2										
	635	9	4	5			9	3		9	9			5	20.60	1	
	636	35	13	22			34	2		35	34			19	22.94	5	8200
	637	20	3	17			19	8	1	20	20	1		16	16.06	2	
	639	3	2	1			3	2		3	3			1		1	
	640	20	13	7			20	5	2	20	20	1		7	25.28	10	3620
	641	6	3	3			6	5		6	6			4	11.00	1	
	642	3	2	1			3	3		3	3			3	10.00		
	643	1					1										
	644	18	6	11	1		18	12	1	17	17	3		10	20.30	3	3166
	645	46	14	31		1	46	13		45	45	4		30	24.80	7	4542
	646	34	13	20			33	7		33	33	2		13	24.23	5	6840
	647	28	13	14	1		28	3	2	27	27	1		11	31.90	5	5800
	648	19	11	8			19	9		19	19	1		8	11.00	9	5033
	649	1					1										
	650	171	108	60	1	2	169	49	12	168	167	9		53	17.33	81	4333
	651	4	3	1			4	1		4	4			1		1	
	652	23	13	9	1		22	7		22	22			8	16.75	4	6500
	653	36	12	24			36	4		36	36	2		24	21.75	5	4500
	654	28	9	17	1	1	28	4		26	26	1		13	23.15	3	5666
	655	32	13	17		2	32	11	6	30	30	3		14	18.28	8	4075
	656	17	10	7			17	5		17	17	2		7	24.28	7	4157
	657	36	17	19			35	5	2	36	36	3		15	18.46	9	5422
	658	60	16	42		2	60	13		58	58	2		39	18.87	4	4250
	659	36	14	19	2	1	36	8		33	33			21	24.42	4	5125
	660	21	5	15			20	6		20	20	3		12	20.41	3	6166
	661	35	20	15			34	10		35	35	2		14	14.64	15	4780
	662	15	10	5			15	3		15	15			4	15.25	5	6680
	663	16	8	8			16	2		16	16	1		6	13.66	5	4500
	664	31	17	12		2	29	13	2	29	29	2		11	16.00	11	3700
	665	24	9	15			21	7	1	24	24	2		14	22.14	5	5100
	666	38	15	23			38	12	1	38	38	2		22	18.40	10	5550
	667	35	18	17			34	6		35	35	1		16	20.81	9	4777
	668	19	11	7			19	3		18	18			6	21.66	7	6142
	669	29	7	22		1	29	8		29	29			21	24.71	2	
	670	43	18	25			43	13	2	43	43	1		19	18.31	7	3857
	671	21	16	5			20			21	21			5	26.40	12	4325
	672	17	9	7	1		17	6		16	16			7	14.00	7	3428
	674	33	18	15			32	6	1	33	32	4		14	19.92	10	4530
	675	40	14	25		1	38	14	2	39	37			20	15.35	7	5428
	676	41	22	17	2		40	11	2	39	39	2		15	18.26	15	4973
	677	16	7	8		1	16	4	2	15	15			8	18.75	3	6333
	678	24	11	11		2	24	11	3	22	22	2		6	24.83	8	4250
	679	8	2	6			8	3		8	8			5	21.00	1	
	681	18	11	6		1	18	3	2	17	17			6	52.66	9	10388
	683	3	2	1			3	1		3	3			1		2	
	684	32	13	18		1	31	10	3	31	31			16	17.00	6	5350
	685	9	6	3			9	3		9	9	2		2		5	5000

<sup>1</sup>For renter - occupied dwelling units and vacant nonseasonal not dilapidated units, for rent.  
<sup>2</sup>For owner - occupied dwelling units and vacant nonseasonal not dilapidated units, for sale only.

Table 3.—CHARACTERISTICS OF HOUSING FOR BLOCK AREAS, BY BLOCKS: 1950—Con.

Block area	Block	All dwelling units by occupancy and tenure					All dwelling units by condition and plumbing facilities			Occupied dwelling units			Contract monthly rent <sup>1</sup>		Value <sup>2</sup> of one-dwelling-unit structures	
		Total	Owner occupied	Renter occupied	Vacant non-seasonal not dilap., for rent or sale	Other vacant and non-resident	Number reporting	No private bath or dilap.	No running water or dilap.	Total	Persons per room		Number reporting	Average monthly rent (dollars)	Number reporting	Average value (dollars)
											Number reporting	1.51 or more				
A	686	35	11	24			35	14	2	35	35	3	23	16.00	9	61.66
	687	27	12	15			27	9		27	27	1	12	16.25	4	47.50
	688	14	4	8		2	13	2		12	12		3	21.66	2	6
	689	14	8	4	2		14	1	1	12	11		3	14.33	6	59.16
	690	57	37	18		2	54	25	7	55	53	2	15	15.60	23	407.3
	691	10	6	3	1		10			9	9		3	40.00	5	89.00
	692	12	11			1	12	4		11	11				11	78.18
	693	34	30	4			33	1		34	34		3	26.66	28	108.32
	694	5	4		1		5			4	4				5	108.00
	695	23	19	4			23	1		23	23		3	38.00	19	96.05
	696	5	4	1			5			5	5				3	90.00
	697	33	26	6		1	33	2		32	32		5	36.60	20	99.00
	698	15	13	2			15	12		15	15	1	1		10	55.00
	699	10	8	2			10	1		10	10		1		6	88.33
	703	10	4	6			10	5	3	10	10	1	5	18.00	1	
	704	14	8	6			14	1		14	14	1	5	15.00	4	48.75
	705	20	7	13			19	9		20	20	4	10	17.80	4	52.50
	706	8	4	4			7	1		8	8	1	4	26.25	3	70.00
	707	32	15	17			32	1		32	32	1	11	18.54	7	66.42
	708	44	18	25	1		43	13	1	43	43	2	21	19.80	8	83.75
	709	34	20	14			34	4	1	34	34	7	12	18.75	11	61.36
	710	79	35	38		6	79	26	3	73	73		32	15.84	10	41.00
	711	5	2	3			5	3	1	5	5	1	3	11.33	1	
	713	15	9	6			15	2		15	15		4	12.25	8	51.87
	715	10	3	6	1		9	5		9	9		5	22.00		

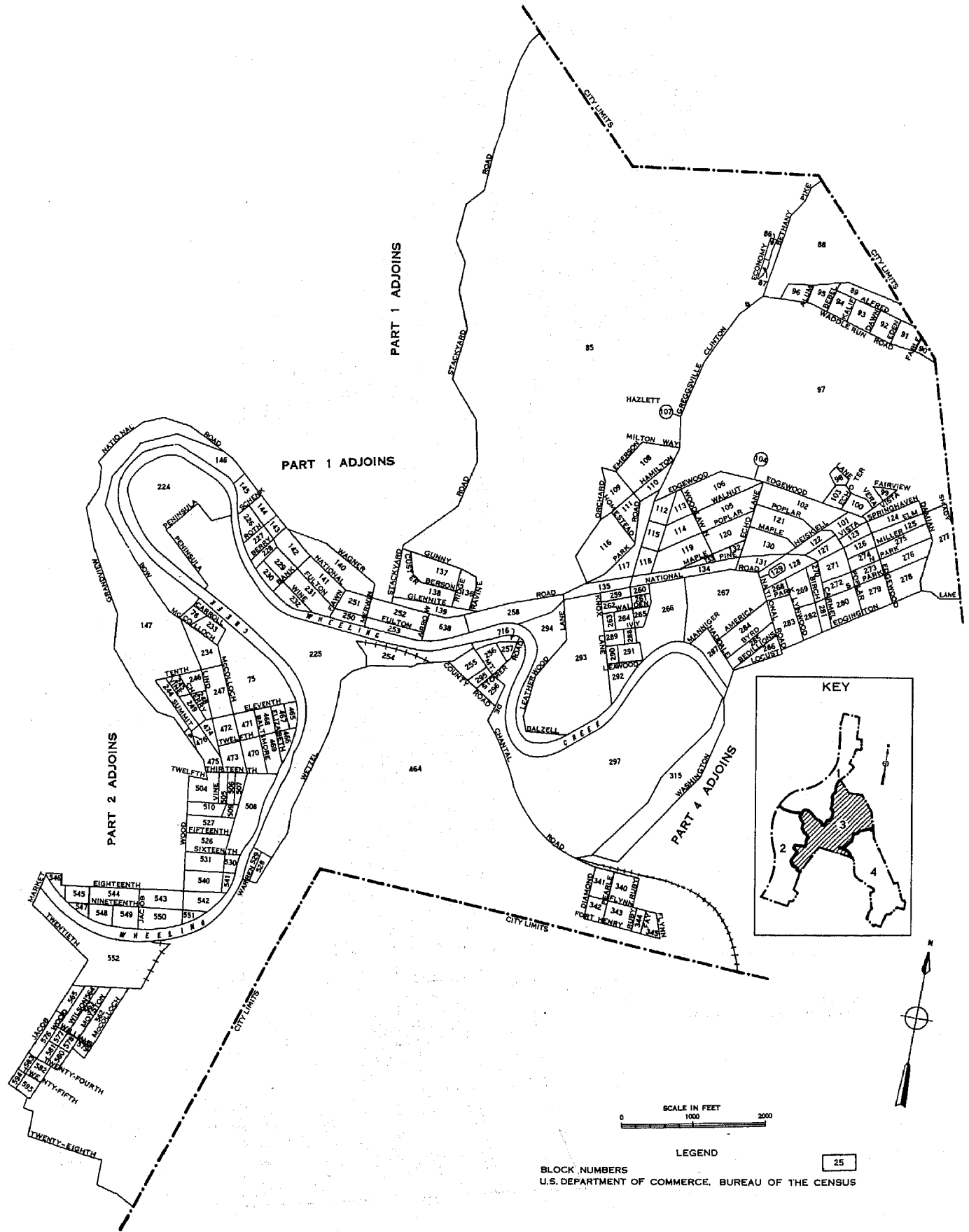
<sup>1</sup>For renter - occupied dwelling units and vacant nonseasonal not dilapidated units, for rent.  
<sup>2</sup>For owner - occupied dwelling units and vacant nonseasonal not dilapidated units, for sale only.





WHEELING, WEST VIRGINIA, BY BLOCKS: 1950

PART 3 OF 4 PARTS








# 1950 UNITED STATES CENSUS OF HOUSING

U. S. DEPARTMENT OF COMMERCE • BUREAU OF THE CENSUS



**WICHITA, KANS.**

**BLOCK  
STATISTICS**

## U. S. CENSUS OF HOUSING: 1950

### Volume

- I General Characteristics
- II Nonfarm Housing Characteristics
- III Farm Housing Characteristics
- IV Residential Financing
- V Block Statistics

Housing statistics for census tracts are to be included in the Population reports on census tracts.

## U. S. CENSUS OF POPULATION: 1950

### Volume

- I Number of Inhabitants
- II Characteristics of the Population

Succeeding volumes will cover the following subjects:

Census Tracts, Nativity and Parentage, Nonwhite Population by Race, Persons of Spanish Surname, Institutional Population, Differential Fertility, Labor Force Characteristics, Occupation, Industry, Income, Internal Migration, Education, Characteristics of Families and Households.

## CORRECTIONS

U. S. Bureau of the Census. U. S. Census of Housing: 1950.  
Volume V, Block Statistics,  
Part 206, Wichita, Kansas

Page 3 (table 1) - In the distribution "Value of one-dwelling-unit structures" the "Total value or sale price" should be 220,430,300, not 250,430,300, and the "Average value" should be \$8,309, not \$9,440.

Page 3 (table 2) - In Census Tract 2 the "Average value of one-dwelling-unit structures" should be \$8,984, not \$45,930.

**UNITED STATES CENSUS of HOUSING : 1950**  
U. S. DEPARTMENT OF COMMERCE      BUREAU OF THE CENSUS  
CHARLES SAWYER, Secretary      ROY V. PEEL, Director



**BLOCK STATISTICS**


**WICHITA  
KANSAS**

*Prepared under the supervision of  
Howard G. Brunzman, Chief  
Population and Housing Division*

1950 HOUSING CENSUS REPORT  
VOLUME V, PART 206

UNITED STATES GOVERNMENT PRINTING OFFICE 1951

**BLOCKS • CENSUS TRACTS**





## BUREAU OF THE CENSUS

ROY V. PEEL, *Director*

A. ROSS ECKLER, *Deputy Director*  
HOWARD C. GRIEVES, *Assistant Director*  
CONRAD TAEUBER, *Assistant Director*  
MORRIS H. HANSEN, *Assistant Director for Statistical Standards*  
ROBERT Y. PHILLIPS, *Assistant Director for Operations*  
CALVERT L. DEDRICK, *Coordinator, International Statistics*  
FRANK R. WILSON, *Information Assistant to the Director*

### Population and Housing Division—

HOWARD G. BRUNSMAN, *Chief*  
WAYNE F. DAUGHERTY, *Assistant Chief for Housing*  
ROBERT B. VOIGHT, *Assistant Chief for Operations*  
HENRY S. SHRYOCK, JR., *Assistant Chief for Population*  
EDWIN D. GOLDFIELD, *Program Coordinator*

Quality and Equipment Statistics—Robert C. Hamer, *Chief*  
Inventory Statistics—Carl A. S. Coan, *Chief*  
Developmental Programs—J. Hugh Rose, *Chief*  
Residential Financing—Junia H. Honnold, *Chief*  
Territories and Possessions—Joel Williams, *Chief*  
Statistical Sampling—Joseph Steinberg, *Chief*  
Statistical Procedure—Morton A. Meyer, *Chief*  
Processing Operations—Milton D. Lieberman, *Chief*

Administrative Service Division—WALTER L. KEHRES, *Chief*  
Agriculture Division—RAY HURLEY, *Chief*  
Budget Officer—CHARLES H. ALEXANDER  
Business Division—HARVEY KAILIN, *Acting Chief*  
Field Division—LOWELL T. GALT, *Chief*  
Foreign Trade Division—J. EDWARD ELY, *Chief*  
Geography Division—CLARENCE E. BATSCHLET, *Chief*  
Governments Division—ALLEN D. MANVEL, *Chief*  
Industry Division—MAXWELL R. CONKLIN, *Chief*  
Machine Tabulation Division—C. F. VAN AKEN, *Chief*  
Personnel Division—HELEN D. ALMON, *Chief*

### SUGGESTED IDENTIFICATION

U. S. Bureau of the Census. *U. S. Census of Housing: 1950. Vol. V, Block Statistics, Part 206.*  
U. S. Government Printing Office, Washington, D. C., 1952

For sale by the Superintendent of Documents, U. S. Government Printing Office, Washington 25, D. C.,  
or any of the Field Offices of the Department of Commerce - Price 20 cents

## PREFACE

This report presents statistics on characteristics of dwelling units by blocks for the city. The tabulations are based on data from the 1950 Census of Housing, taken as of April 1, 1950. Authorization for the 1950 Census of Housing as part of the Seventeenth Decennial Census was provided by the Housing Act of 1949, approved July 15, 1949.

The major portion of the information compiled from the 1950 Census of Housing appears in Volume I, *General Characteristics*; Volume II, *Nonfarm Housing Characteristics*; Volume III, *Farm Housing Characteristics*; Volume IV, *Residential Financing*; and Volume V, *Block Statistics*. Volume V consists of separate reports, issued as bulletins for each of the 200 cities which in 1940 or in a subsequent census had a population of 50,000 or more. These reports will not be bound into a single publication.

The subjects covered in both the 1950 and 1940 reports on characteristics of dwelling units by blocks are substantially similar.

This report was prepared under the direction of Howard G. Brunsman, Chief, Population and Housing Division, and Wayne F. Daugherty, Assistant Chief for Housing. Robert C. Hamer, Chief, Quality and Equipment Statistics Section, was in charge of coordinating the content and the format of the report with assistance from Carl A. S. Coan, Chief, Inventory Statistics Section; Floyd D. McNaughton, Chief, Equipment and Facilities Unit; Beulah Washabaugh, Chief, Tenure and Vacancy Unit; and Walter A. Hines. The compilation of the statistics was under the supervision of Robert B. Voight, Assistant Chief for Operations.

The collection of the information on which these statistics are based was under the supervision of Lowell T. Galt, Chief, Field Division. The geographic work, including the assignment of all block numbers and the preparation of maps, was under the supervision of Clarence H. Batschelet, Chief, Geography Division. The data were tabulated under the supervision of C. F. Van Aken, Chief, Machine Tabulation Division.

January 1952.

# WICHITA, KANS.

## CONTENTS

### INTRODUCTION

	Page		Page
General.....	1	Definitions and explanations—Continued	
Related reports.....	1	Condition and plumbing facilities.....	2
Census tracts.....	1	Persons per room.....	2
Use of data.....	1	Color of occupants.....	2
Comparability with 1940 Housing Census data.....	1	Contract monthly rent.....	2
Definitions and explanations.....	1	Value of one-dwelling-unit structures.....	2
Dwelling unit.....	1	Number reporting.....	2
Occupancy and tenure.....	2	Block identification.....	2

### TABLES

	Page
Table 1.—Characteristics of housing for the city: 1950.....	3
Table 2.—Characteristics of housing by census tracts: 1950.....	3
Table 3.—Characteristics of housing for census tracts, by blocks: 1950.....	4

Map of city, by blocks, appears following last page of tables.



# BLOCK STATISTICS

## INTRODUCTION

### GENERAL

Volume V of the Reports on Housing consists of a separate report for each of the 209 cities which in 1940, or in a subsequent census prior to 1950, had a population of 50,000 or more. Each report presents for the city, by blocks, tabulations for a limited number of subjects obtained in the Census of Housing. The subjects in these reports are similar to those in the block statistics supplements to Volume I of the reports of the 1940 Census of Housing. The subjects in this report present the number of dwelling units classified by occupancy and tenure, condition and plumbing facilities, persons per room, color of occupants, average contract monthly rent of renter-occupied and selected vacant units, and the average value of one-dwelling-unit owner-occupied and selected vacant structures. In table 1, the statistics for these subjects are summarized for the city. Table 2 contains the statistics for census tracts. In table 3, the data are presented by blocks within census tracts. Maps identifying the location of each block and the census tract boundaries are a part of this report.

**Related reports.**—Related statistics for this city are contained in the Reports on Housing, Volume I, *General Characteristics*; and in the Reports on Population, Volume I, *Number of Inhabitants*, and Volume II, *Characteristics of the Population*.

The Reports on Housing for each State in Volume I present data on the characteristics of dwelling units for the State by residence (urban, rural nonfarm, and rural farm), for standard metropolitan areas, urbanized areas, counties, for urban places, places of 1,000 to 2,500 inhabitants, and rural-nonfarm and rural-farm dwelling units for each county. Each report includes the following subjects: occupancy, tenure, race of occupants, type of structure, year built, condition and plumbing facilities, water supply, toilet and bathing facilities, number of rooms, number of persons, persons per room, electric lighting, heating equipment, heating and cooking fuels, refrigeration equipment, kitchen sink, radio, television, and, for nonfarm units, the contract monthly rent, gross monthly rent, and value of one-dwelling-unit structures.

Volume I of the Reports on Population shows the 1950 population of each county and of each minor civil division within the county. It also contains figures for each incorporated place, for each unincorporated place with 1,000 or more inhabitants, and for incorporated places of 5,000 or more by wards. A special series of tables presents data for each urbanized area giving the incorporated places and portions of minor civil divisions within it.

Volume II of the 1950 Population Reports contains statistics on the general characteristics of the population. Chapter A of this volume repeats the figures on number of inhabitants as shown in Volume I; Chapter B presents demographic, economic, and social characteristics of the population; and Chapter C gives more detailed cross-classifications for States and large cities and standard metropolitan areas.

**Census tracts.**—Census tracts are small areas into which certain large cities have been subdivided for statistical and local administrative purposes. In most cases the tracts are permanently established, so that comparison may be made from census to census. The boundaries of tracts are established so as to include approximately equal numbers of inhabitants or equal areas; and each tract is designed to represent an area that is fairly

homogeneous in population characteristics. Although the tracted areas of some cities extend into the suburbs, the data shown in this report are restricted to the tracts within the corporate limits of the city.

**Use of data.**—The tabulation of housing characteristics for areas as small as city blocks provides descriptive material of considerable value for technical studies of housing in the city. The statistics will be useful in compiling totals for special types of areas that may be defined to meet the requirements of individual investigators. Users of the data should bear in mind that in practically all cases the data for a given block represent the work of only one enumerator. Consequently, housing characteristics for blocks are subject to a wider margin of error than is to be expected in the figures for tracts or wards which represent returns made by a number of enumerators. Misinterpretation of instructions by one enumerator may cause a significant bias in the statistics for a block even though it may have a negligible effect upon the figures for larger areas. In particular, the enumeration of "condition" depended to a considerable extent upon the judgment of the individual enumerator. Also, failure to indicate the correct block number for a significant number of dwelling units may introduce errors into the block data.

**Comparability with 1940 Housing Census data.**—In the 1940 Census of Housing, reports entitled "Block Statistics" were issued as supplements to the first series of Housing bulletins. These supplements consisted of separate reports for each of the 191 cities which had 50,000 inhabitants or more in 1930.

In the 1950 reports, the block numbers used are different, in most cases, from those used in the 1940 reports. Therefore, to compare 1940 and 1950 data for a given block, it is necessary to locate the block on the maps to obtain the corresponding 1940 and 1950 block numbers.

The subjects in both the 1940 and 1950 reports are substantially similar. However, data on number of structures, year built, and mortgage status have been omitted from the 1950 report. Furthermore, in the 1940 reports average contract or estimated monthly rent was reported for all dwelling units while in 1950 average contract monthly rent is reported for some, and average value for other, dwelling units.

### DEFINITIONS AND EXPLANATIONS

More detailed and complete definitions are presented in Volume I of the Housing Reports.

**Dwelling unit.**—In general, a dwelling unit is a group or rooms or a single room, occupied or intended for occupancy as separate living quarters, by a family or other group of persons living together or by a person living alone.

A group of rooms, occupied or intended for occupancy as separate living quarters, is a dwelling unit if it has separate cooking equipment or a separate entrance. A single room, occupied or intended for occupancy as separate living quarters, is a dwelling unit if it has separate cooking equipment or if it constitutes the only living quarters in the structure. Also, each apartment in a regular apartment house is a dwelling unit even though it may not have separate cooking equipment. Excluded from the dwelling unit count are large rooming houses, institutions, dormitories, and transient hotels and tourists courts.

In the 1940 Census, a dwelling unit was defined as the living quarters occupied or intended for occupancy by one household.

A household consisted of a family or other group of persons living together with common housekeeping arrangements, or a person living entirely alone. However, the enumerator was not explicitly instructed to define rooms as dwelling units on the basis of cooking equipment or separate entrance.

The number of dwelling units in the 1950 Census may be regarded as comparable with the number of dwelling units in the 1940 Census. Some living quarters may have been classified as separate dwelling units in the one census and not in the other. Further, in the 1950 Census, living quarters with five or more lodgers were not tabulated as dwelling units; generally, such quarters were included in the 1940 dwelling unit count. However, the net effect of these changes is probably small.

**Occupancy and tenure.**—Dwelling units are classified by occupancy and tenure into four groups: owner-occupied; renter-occupied; vacant nonseasonal not dilapidated, for rent or sale; and other vacant and nonresident. A dwelling unit is classified as owner-occupied if it was owned wholly or in part by the head of the household or by some related member of his family living in the dwelling unit. All other occupied units are classified as renter-occupied whether or not cash rent was actually paid for living quarters. Rent-free units and living accommodations received in payment for services performed are thus included with the renter-occupied units.

A dwelling unit is considered vacant if no persons are living in it at the time of enumeration. New units not yet occupied were enumerated as vacant dwelling units if construction had proceeded to the extent that all the exterior windows and doors were installed and final usable floors were in place. The classification "Vacant nonseasonal not dilapidated, for rent or sale" is descriptive of the vacant dwelling units reported in this classification. "Other vacant and nonresident" units include all dilapidated and seasonal vacant units as well as the not dilapidated units which were not for rent or sale.

Because of changes in enumeration procedures, the counts of total vacant units in 1940 and 1950 are not strictly comparable. In 1940, vacant units were enumerated if they were habitable; units uninhabitable and beyond repair were excluded from the enumeration. In 1950, units were included regardless of condition if they were intended for occupancy as living quarters. Therefore, no comparison should be made between the data on "vacant nonseasonal not dilapidated, for rent or sale" units from the 1950 Census and data in the 1940 Census reports.

In both censuses, dwelling units occupied entirely by non-residents were included with vacant units not for rent or sale. Trailers, tents, houseboats, and railroad cars which were vacant were excluded from the dwelling unit inventory in both 1950 and 1940.

**Condition and plumbing facilities.**—Data on condition of a dwelling unit are shown in combination with data for selected plumbing facilities and are, therefore, limited to units for which both condition and plumbing facilities are reported. Plumbing facilities include water supply, toilet facilities, and bathing facilities.

The category "with private bath" includes those dwelling units reported with both a flush toilet and a bathtub or shower inside the structure for the exclusive use of the occupants of the unit. The category "no private bath" includes those dwelling units not having private flush toilet or not having private bathing facilities. The "no running water" category includes units with only piped running water outside the structure or with only other sources such as a hand pump.

A dwelling unit is "dilapidated" when it is run-down or neglected, or is of inadequate original construction, so that it does not provide adequate shelter or protection against the elements or it endangers the safety of the occupants.

**Persons per room.**—The number of persons per room has been computed for each occupied dwelling unit by dividing the number

of persons in the dwelling unit by the number of rooms in the dwelling unit. All persons enumerated in the Population Census as members of the household (including lodgers, servants, and other nonrelated persons) are counted in determining the number of persons that occupy the dwelling unit. The number of rooms in the dwelling unit includes all rooms available for living quarters throughout the year. Not counted as rooms are bathrooms, closets, pantries, halls, screened porches, and unfinished rooms in the basement and attic.

**Color of occupants.**—Occupied dwelling units are classified by color of head of household according to the definition used in the 1950 Census of Population. The group designated as "non-white" consists of Negroes, Indians, Japanese, Chinese, and other nonwhite races. Persons who are not definitely Indian or of other nonwhite race are classified as white.

**Contract monthly rent.**—Contract monthly rent is the rent, at the time of enumeration, contracted for by the renter regardless of whether it includes furniture, heating fuel, electricity, cooking fuel, water, or personal services.

Monthly rent for vacant dwelling units is the amount asked for the dwelling unit at the time of enumeration. The average monthly rent relates to renter-occupied dwelling units and vacant nonseasonal not dilapidated units for rent. Dwelling units which are occupied "rent-free" are not included with the units reporting rent.

**Value of one-dwelling-unit structures.**—Average value is shown for owner-occupied dwelling units and vacant nonseasonal not dilapidated units which are for sale only. Value is shown only if the unit is in a one-dwelling-unit structure without business and if it is the only dwelling unit included in the property. The value represents the amount for which the owner estimates that the property, including such land as belongs with it, would sell under ordinary conditions and not at a forced sale. For vacant units, value is the sale price asked by the owner.

**Number reporting.**—Occupancy and tenure are reported for all dwelling units, and color of occupants is reported for all occupied units. The corresponding distributions for these subjects in table 1 are based on all dwelling units and on occupied units, respectively. For all other subjects, the distributions are based on the units for which the specific characteristics are reported, that is, the "Number reporting."

The number of dwelling units for which the enumerator obtained no report on a particular item is shown for the city totals only; however, the number "not reported" can easily be derived for each area in tables 2 and 3 by subtracting the number reporting from the total number of dwelling units (or total occupied).

**Block identification.**—A map or series of maps is included in this report showing block numbers for each block, number and letter designations for tracts, and the names of principal streets.

Blocks are identified by serial numbers, a separate series of numbers being used for each tract. Thus, the location of each block for which data are presented in table 3 may be determined by referring to the tract and block number shown on the map. Similarly, data for a specific block may be located in the table by reference to the map for identification numbers of the tract and block.

If no dwelling units are reported for a block, the block number is not listed in table 3, although it is shown on the map. Dwelling units for which the block number was not reported are indicated in the table by the symbol "NR." Detailed data are not shown for such dwelling units, nor for blocks containing fewer than three dwelling units. Average monthly rent is not shown when the monthly rent was reported for fewer than three dwelling units. Average value is not shown when the value of one-dwelling-unit properties was reported for fewer than three dwelling units. All dwelling units are included, however, in the statistics for the city and for each tract.

Table 1.—CHARACTERISTICS OF HOUSING FOR THE CITY: 1950

Subject	Number	Percent	Subject	Number	Percent
<b>OCCUPANCY AND TENURE</b>			<b>PERSONS PER ROOM</b>		
All dwelling units.....	57,757	100.0	Occupied dwelling units.....	54,278	...
Owner occupied.....	31,297	54.2	Number reporting.....	53,697	100.0
Renter occupied.....	22,981	39.8	1.50 or less.....	51,585	96.1
Vacant nonseasonal not dilapidated, for rent or sale.....	2,599	4.5	1.51 or more.....	2,112	3.9
Other vacant and nonresident.....	880	1.5	Not reported.....	581	...
<b>CONDITION AND PLUMBING FACILITIES</b>			<b>CONTRACT MONTHLY RENT</b>		
All dwelling units.....	57,757	...	Renter-occupied, and vacant nonseasonal not dilapidated units, for rent—Number reporting.....	23,382	...
Number reporting.....	56,455	100.0	Total contract monthly rent..... dollars..	1,052,341	...
With private bath, not dilapidated.....	45,702	81.0	Average monthly rent..... dollars..	45.01	...
No private bath, with running water, not dilapidated.....	7,157	12.7			
No running water or dilapidated.....	3,596	6.4			
Condition or plumbing facilities not reported.....	1,302	...			
No private bath or dilapidated.....	10,753	19.0	<b>VALUE OF ONE-DWELLING-UNIT STRUCTURES</b>		
<b>COLOR OF OCCUPANTS</b>			Owner-occupied, and vacant nonseasonal not dilapidated units, for sale only—Number reporting.....		
Occupied dwelling units.....	54,278	100.0		26,529	...
White.....	51,864	95.6	Total value or sale price..... dollars..	250,430,300	...
Nonwhite.....	2,414	4.4	Average value..... dollars..	9,440	...

<sup>1</sup>Restricted to 1-dwelling-unit properties.

Table 2.—CHARACTERISTICS OF HOUSING BY CENSUS TRACTS: 1950

Census tract	All dwelling units by occupancy and tenure					All dwelling units by condition and plumbing facilities			Occupied dwelling units				Contract monthly rent <sup>1</sup>		Value <sup>2</sup> of one-dwelling-unit structures	
	Total	Owner occupied	Renter occupied	Vacant non-seasonal not dilap. for rent or sale	Other vacant and non-resident	Number reporting	No private bath or dilap.	No running water or dilap.	Total	Persons per room	Occupied by non-white	Number reporting	Average monthly rent (dollars)	Number reporting	Average value (dollars)	
TOTAL	57757	31297	22981	2599	880	56455	10753	3596	54278	53697	2112	2414	23382	450.1	26529	9440
1	1111	702	364	23	22	1087	453	256	1066	1062	109	67	332	30.67	635	41.75
2	1126	875	192	41	18	1098	94	38	1067	1032	25	11	186	52.10	812	45.930
3	2459	1214	1124	97	24	2404	577	76	2332	2323	108	22	1153	40.56	941	71.96
4	2562	717	1660	153	32	2490	1104	106	2379	2340	197	100	1743	41.49	411	64.02
5	647	335	296	1	15	634	437	343	631	631	75	580	282	24.79	286	29.71
6	787	464	128	183	12	774	225	171	592	587	47	364	266	48.49	436	54.17
7	1520	856	476	162	26	1510	70	70	1332	1326	50	5	511	61.70	757	7.773
8	1188	872	234	76	6	1168	82	30	1106	1103	31	15	252	58.48	810	6.694
9	1215	725	356	125	9	1205	49	7	1081	1072	17		415	65.30	659	9.548
10	1856	1374	429	45	8	1825	64	3	1803	1784	18	1	429	59.44	1281	9.614
11	1215	908	263	40	4	1200	20	3	1171	1162	13		261	54.88	797	91.77
12	1101	601	459	14	27	1080	444	254	1060	1046	81	854	446	30.36	531	40.82
13	2251	429	1642	153	27	2191	997	177	2071	2055	136	281	1724	39.34	260	57.40
14	2136	1356	719	38	23	2099	139	10	2075	2050	19	2	715	53.31	1152	11.154
15	1258	902	314	32	10	1246	158	42	1216	1210	19		3825	79.2	6316	
16	1374	95	1190	44	45	1316	775	368	1283	1251	105	9	1174	33.75	45	59.44
17	772	75	674	14	9	739	337	128	749	721	64	30	645	46.69	35	53.08
18	2499	911	1473	67	48	2436	579	43	2384	2347	93	8	1448	43.41	669	6.560
19	1538	880	620	27	11	1521	128	20	1500	1472	24	1	593	51.63	690	9.465
20	839	733	97	6	3	827	11	40	830	817	4		87	67.39	672	16.586
21	1206	897	259	26	24	1182	4	3	1156	1150	5	2	257	65.91	854	16.608
22	1029	731	277	7	14	1005	6	3	1008	990	4	2	262	65.70	597	16.170
23	1472	961	483	17	11	1420	48	7	1444	1416	14	2	451	52.21	749	9.002
24	923	296	585	38	4	906	37	3	881	869	8		610	56.11	242	11.021
25	1279	522	674	53	30	1243	414	65	1195	1177	55	3	678	38.90	366	64.03
26	2372	522	1735	71	44	2281	856	309	2257	2225	83	16	1727	39.91	294	62.75
27	1511	647	767	57	40	1463	529	197	1414	1404	76	2	758	40.36	494	70.49
28	1622	1042	533	37	10	1600	220	21	1575	1566	39		510	41.02	878	7.312
29	884	700	152	18	14	872	121	53	852	847	39	1	138	42.10	655	6.623
30	662	487	126	11	38	659	235	143	613	610	8	6	115	34.86	456	4.668
31	772	561	177	7	27	765	382	284	738	736	108		166	31.62	509	41.35
32	1706	1088	571	17	30	1642	299	36	1659	1633	47	3	545	42.36	896	6.487
33	1036	655	357	9	15	995	166	56	1012	997	51	4	331	39.08	549	6.466
34	957	694	239	14	10	938	163	40	933	922	38	4	233	38.82	607	5.972
35	1449	1141	285	14	9	1429	112	29	1426	1414	14		272	49.67	1039	8.248
36	1290	748	439	70	33	1260	51	2	1187	1178	12	2	438	56.33	677	10.361
37	1123	314	781	24	4	1096	11	1	1095	1085	25	6	794	36.18	5	2.900
38	2513	1215	1014	259	25	2479	53	39	2229	2219	38	1	1057	59.25	1131	10.194
39	1917	1462	338	81	36	1851	225	126	1800	1793	69	5	324	49.83	1370	6.976
40	1511	1112	344	25	30	1493	174	69	1456	1453	43	1	333	42.71	1001	6.758
41	690	200	126	360	4	684			326	322	3	1	395	50.52	196	7.651
42	118	61		21	36	117			61	61					79	9.287
43	261	217	9	22	13	285		1	226	225			11	81.36	214	9.429

<sup>1</sup>For renter-occupied dwelling units and vacant nonseasonal not dilapidated units, for rent.  
<sup>2</sup>For owner-occupied dwelling units and vacant nonseasonal not dilapidated units, for sale only.

HOUSING—BLOCK STATISTICS

Table 3.—CHARACTERISTICS OF HOUSING FOR CENSUS TRACTS, BY BLOCKS: 1950

[Detailed statistics not shown for blocks containing fewer than 3 dwelling units, nor for dwelling units not allocated by blocks (designated by NR)]

Census tract	Block	All dwelling units by occupancy and tenure					All dwelling units by condition and plumbing facilities			Occupied dwelling units			Contract monthly rent <sup>1</sup>		Value <sup>2</sup> of one-dwelling-unit structures		
		Total	Owner occupied	Renter occupied	Vacant non-seasonal not dilap., for rent or sale	Other vacant and non-resident	Number reporting	No private bath or dilap.	No running water or dilap.	Total	Persons per room		Occupied by non-white	Number reporting	Average monthly rent (dollars)	Number reporting	Average value (dollars)
											Number reporting	1.51 or more					
1	2	1															
	3	9	5	4		8	7	5	9	9	3		4	30.00	4	3,350	
	4	11	6	4		10	9	5	10	10	1		3	19.33	5	2,420	
	5	2															
	6	6	6			6	2	1	6	6					6	4,300	
	7	22	19	2	1	22	2	1	21	21			2		19	6,847	
	8	9	7	2		8			9	9			2		7	5,457	
	9	18	16	2		18	5	4	18	18	3		2		14	4,364	
	10	1															
	11	12	11	1		12	3	1	12	12	1		1		10	4,120	
	12	6	2	4		6	6	2	6	6			3	24.66	1		
	13	1															
	14	7	3	3		7	4	3	6	6	1		2		2		
	15	3	1	2		3	2	2	3	3			2		1		
	16	4	4			4	3	1	4	4	1				4	2,625	
	17	2															
	18	8	4	4		8	2	1	8	8	2		3	50.00	4	4,250	
	19	8	3	5		8	7	7	8	8	4		5	23.80	3	2,166	
	21	5	4	1		3	1	1	5	5	1		1		4	4,075	
	22	13	10	3		13	7	6	13	13	2	1	3	27.66	10	3,130	
	23	6	5	1		6	5	4	6	6	1	1	1		4	2,750	
	25	10	4	4	1	10	10	9	8	8	2	6	4	23.75	3	2,166	
	26	25	11	14		25	13	7	25	25		6	13	32.00	9	2,744	
	27	17	12	5		17	4	1	17	17			5	32.40	10	5,250	
	28	15	13	2		15	5	3	15	15	2		2		12	3,875	
	29	15	11	3	1	15	3	3	14	14			3	22.66	10	4,080	
	30	14	9	4		14	5	2	13	13	1		3	44.66	8	4,387	
	31	5	5			5	2		5	5			3		5	3,540	
	33	7	5	1	1	7	1		6	6			1		5	4,500	
	34	1															
	35	3	2	1		3	2	2	3	3	1		1		1		
	37	1															
	38	4		2		4	3	3	2	2			2				
	40	13	10	3		13	4	1	13	13	1		3	23.33	10	5,550	
	41	23	17	6		23	5	3	23	23	4		6	33.16	16	5,087	
	42	21	11	9		19	2	2	20	20	1		8	34.87	11	4,227	
	43	6	5	1		6	3	1	6	6	1		1		5	4,200	
	44	19	14	5		19	4	4	19	19	2		5	42.20	14	4,485	
	45	22	18	2		22	4	2	20	20	3		2		15	5,453	
	46	23	19	3	1	23	4	1	22	22			2		18	4,461	
	47	19	14	5		19	2		19	19	2		5	24.00	14	4,571	
	48	10	9	1		10	7	5	10	10	1		1		8	3,375	
	49	19	14	5		19	15	12	19	19	3		5	31.80	12	3,916	
	50	16	11	5		16	13	11	16	16	1	6	5	28.00	8	2,662	
	51	6	6			6	3	3	6	6		13	6		6	3,700	
	52	13	7	5		12	12	11	12	12	5		5	26.00	7	2,342	
	53	12	8	2	1	11	11	11	10	10	3		2		8	3,312	
	54	8	4	4		8	8	7	8	8	2		6	28.25	4	1,375	
	55	15	9	6		14	12	11	15	15	2		4	28.63	4	1,322	
	56	13	11	2		13	10	9	13	13	3	10	7	26.33	9	3,340	
	57	11	7	1	3	10	5	4	8	8	1		1		7	3,985	
	58	4	3	1		4	4	4	4	4	1		1		3	3,266	
	59	34	17	12	5	34	14	8	29	29	4		14	29.92	12	3,183	
	60	27	16	11		27	7		27	27			10	34.80	16	5,062	
	61	29	19	8	2	29	8	3	27	27	2		7	39.42	18	4,388	
	62	35	15	18	1	35	19	5	33	33	3		17	29.41	12	4,508	
	63	30	21	8		29	6	4	29	29	2		7	25.42	21	4,461	
	64	34	14	18	1	34	1	4	32	32	1		18	25.22	14	4,314	
	65	32	21	10		29	9		31	31	1	1	5	28.60	19	3,889	
	66	30	23	6	1	29	10	2	29	28	4		5	24.40	19	3,257	
	67	16	8	8		16	5	3	16	16	2		7	37.00	8	4,937	
	68	49	11	38		48	30	21	49	48	12		33	29.06	5	4,400	
	69	26	11	15		25	16	9	26	25	4		14	36.35	9	4,433	
	70	39	21	15	1	36	16	6	36	36	4		12	26.60	16	3,762	
	71	16	10	6		15	6	6	16	16	2		1	31.11	16	3,762	
	72	31	21	10		31	10	4	31	31			9	32.77	8	4,537	
	73	26	14	10	1	26	14	5	24	24	3		9	25.44	18	4,094	
	74	26	15	8	2	25	8	3	23	23	3		7	32.77	11	4,118	
	75	26	18	8	1	26	5	7	26	26	1		8	26.42	14	4,348	
	76	14	12	2		14	7	1	14	14			8	32.87	18	4,216	
	77	20	13	4	3	19	3	3	17	16			4	42.00	12	5,016	
	78	12	8	4		12	3	3	12	12			4		8	5,462	
	79	12	10	2		12	6	2	12	12	1		2	34.25	10	4,650	
	80	2															
	83	1															
2	1	7	6	1		7			7	7			1		5	19,000	
	2	5	2	2		5	4		2	2					4	1,3250	
	3	4	3	1	1	4	3	3	4	3			1		3	4,633	
	4	7	6	1		7	7		7	6			1		3	10,200	
	5	3	1	1		3	1	1	2	2			1		1		
	6	6	4			6	6		4	4			1		4	12,375	
	7	13	10	2		13	1	1	12	12			2		10	8,732	
	8	12	11	1		12	1		12	12			2		11	8,054	
	9	31	23	3	4	29	8		26	21			1		21	9,476	
	10	15	12	2		14	7		14	14			2	72.66	21	13,750	

<sup>1</sup>For renter - occupied dwelling units and vacant nonseasonal not dilapidated units, for rent.  
<sup>2</sup>For owner - occupied dwelling units and vacant nonseasonal not dilapidated units, for sale only.

Table 3.—CHARACTERISTICS OF HOUSING FOR CENSUS TRACTS, BY BLOCKS: 1950—Con.

Census tract	Block	All dwelling units by occupancy and tenure					All dwelling units by condition and plumbing facilities			Occupied dwelling units			Contract monthly rent <sup>1</sup>		Value <sup>2</sup> of one-dwelling-unit structures	
		Total	Owner occupied	Renter occupied	Vacant non-seasonal not dilapidated, for rent or sale	Other vacant and non-resident	Number reporting	No private bath or dilap.	No running water or dilap.	Total	Persons per room		Number reporting	Average monthly rent (dollars)	Number reporting	Average value (dollars)
											Number reporting	1.51 or more				
2	11	14	11	1	2	14			12	10		1		10	11,400	
	12	11	10		1	11			10	9				10	14,550	
	13	20	20			20			20	20				20	9,215	
	14	21	19			20			21	19		2		19	8,678	
	15	9	8			9			8	7				8	6,812	
	16	7	7			7			7	7	2		5	2		
	17	23	16	4	3	22	5	3	20	18	1	5	34.60	15	7,240	
	18	23	16	1	1	16	2		16	16		5	37.40	16	7,281	
	19	17	15	1	1	19	7	7	19	19		4	46.25	15	6,840	
	20	19	15	4	2	22	2	1	19	19	1	4	44.50	17	6,376	
	21	22	15	4		22			22							
	22	19	15	3	1	19		1	18	18		3	53.33	15	7,033	
	23	18	15	1	2	18		4	16	16	1	2		13	6,515	
	24	21	15	1	5	21		1	21	21	1	6	75.00	15	8,686	
	25	19	13	1	4	18			19	18	1	13	75.00	5	9,000	
	26	15	15			15			15	15				14	7,142	
	27	15	8	1	6	9			9	9		1		8	7,337	
	28	18	11	3	4	15			14	13	2	5	60.00	13	7,876	
	29	23	11	3	4	20		1	18	18	1	2		17	6,329	
	30	23	20			24		2	24	24		4	54.25	19	7,331	
	31	24	20			20			18	18		3	61.66	16	7,581	
	32	20	16	2	2	20			18	18						
	33	23	14	8	1	21		6	22	22		8	58.75	12	6,891	
	34	20	15	2	2	19		2	18	18	1	2		14	5,392	
	35	16	13			16			16	16		2		13	7,707	
	36	22	17			22			22	22		5	59.60	11	8,254	
	37	23	17			23		1	23	23		6	35.33	14	7,107	
	38	21	19			21			21	21		2		18	7,794	
	39	13	7	5	1	13		3	12	12	1	4	42.00	6	6,216	
	40	1				1			1	1						
	41	14	10	4		14			14	14		4	55.50	8	9,750	
	42	17	16	1		16		1	17	17	1	1		16	6,581	
	43	23	21	2		23		3	23	23		2		21	7,366	
	44	24	18	4	1	23		2	22	22	1	4	42.25	17	8,323	
	45	12	11	1		12		1	12	12		1		11	9,772	
	46	30	27	1	1	29			29	28		1		26	9,403	
	47	19	17	2		19		1	19	19		1		17	6,535	
	48	9	8	1		9		1	9	9		1		7	13,428	
	49	12	9	2	2	12			10	10		1		10	11,000	
	50	22	19	1		20			22	22		3	81.66	19	9,578	
	51	41	34	5	2	38		3	39	38	1	4	34.50	33	10,912	
	52	6	6			6			6	6				6	9,750	
	53	19	17	1	1	19			17	17		6	68.33	17	14,352	
	54	15	14			14			15	15				13	5,711	
	55	24	23	1	1	24			23	23		1		22	11,618	
	56	23	23			25			25	24		1		22	11,454	
	57	17	10	1	1	17			16	15		6	55.83	10	8,200	
	58	20	17	3		20		2	20	20		2		17	9,152	
	59	20	17	3		25			25	25		4	36.00	19	8,305	
	60	23	19	4		23		2	23	23	1	4	40.75	18	8,433	
	61	2	2			2			2	2				2		
	62	26	26			26			26	26		6	64.16	16	7,593	
	63	26	24	2	1	24		1	26	26		2		22	9,631	
	64	27	11			27			27	27		10	53.30	15	13,266	
	65	5	3			5			5	5		19	27.21	3	7,333	
	67	5	3			5	3	5	51	51	8	1				
3	1	20	14	14	3	20		8	16	16	1	15	41.53	1	6,812	
	2	7	7			7			7	7		7	40.28	8	6,928	
	3	36	36	5	1	36		5	35	35	1	16	35.18	14	8,928	
	4	28	28	2		28			28	28	1	4	45.75	21	7,119	
	5	9	9	1		9		1	9	9		2		6	6,466	
	6	22	22	5		22			22	22	1	5	39.00	17	7,088	
	7	30	30	4		30		4	30	30		8	36.87	21	6,614	
	8	24	24	2		24		2	24	24	1	2	41.25	14	7,071	
	9	7	7			7			7	7		2		2	8,000	
	10	29	29	5		29			29	29	1	8	34.00	16	9,018	
	11	12	12			12			12	12						
	12	19	12	1	1	19		2	31	31		10	38.80	19	7,042	
	13	28	28	3		28			28	28		5	45.00	22	6,740	
	14	27	27	3		27		1	27	27		3	41.66	24	7,875	
	15	21	21	6		20		3	21	20		4	38.50	11	7,136	
	16	37	37	12	1	37		12	36	36	3	22	40.68	10	5,952	
	17	18	18	3		18		3	18	18		7	36.71	8	7,331	
	18	62	47	2	2	50		12	60	58	3	44	38.88	11	6,290	
	19	27	27	10		27		4	27	27		10	47.00	11	7,272	
	20	26	26	14	1	26		4	25	25		15	44.80	6	9,000	
	21	34	34	12	1	34		2	33	33	2	13	44.61	19	7,394	
	22	25	25	4		25			25	25	1	4	40.00	20	6,480	
	23	41	41	24	1	41		4	40	40		23	44.25	14	6,450	
	24	10	10	2		10		5	27	27	2	8	39.37	17	6,358	
	25	10	10	2		10			10	10		2		7	13,214	
	26	29	29	7		29		3	29	29		6	39.16	20	7,525	
	27	19	19	6	1	19		3	26	25		7	51.42	16	7,437	
	28	27	27	15	1	27			27	27		14	39.35	11	7,272	
	29	31	31	15	1	31		6	30	30	1	14	39.35	11	7,272	
	30	18	18	3		18			18	18		3	53.33	7	12,857	
	31	22	22	12		22		8	22	22		12	42.50	14	14,714	
	32	39	39	21	1	34		9	38	38	2	20	40.90	11	8,500	
	33	33	33	23		33		9	33	33		20	42.00	6	7,416	

<sup>1</sup>For renter-occupied dwelling units and vacant nonseasonal not dilapidated units, for rent.  
<sup>2</sup>For owner-occupied dwelling units and vacant nonseasonal not dilapidated units, for sale only.

## HOUSING—BLOCK STATISTICS

Table 3.—CHARACTERISTICS OF HOUSING FOR CENSUS TRACTS, BY BLOCKS: 1950—Con.

Census tract	Block	All dwelling units by occupancy and tenure					All dwelling units by condition and plumbing facilities			Occupied dwelling units			Contract monthly rent <sup>1</sup>		Value <sup>2</sup> of one-dwelling-unit structures	
		Total	Owner occupied	Renter occupied	Vacant non-seasonal not dilap., for rent or sale	Other vacant and non-resident	Number reporting	No private bath or dilap.	No running water or dilap.	Total	Persons per room	Occupied by non-white	Number reporting	Average monthly rent (dollars)	Number reporting	Average value (dollars)
3	34	33	19	13		1	30	13	9	32	32	1	13	34.92	12	7,041
	35	38	23	14	1	34	5	2	37	33		12	43.41	19	8,421	
	36	35	11	23	1	35	4		34	34	1	12	43.52	19	8,421	
	37	10	6	4		9			10	10	1	4	47.50	5	9,000	
	38	40	23	15	2	39	11		38	38	2	16	40.31	18	7,533	
	39	40	19	18	3	40	9		37	37		20	40.40	14	8,321	
	40	29	17	12		29	12	1	29	29		12	32.08	16	6,706	
	41	9	7	2		9	3		9	9		2		7	7,357	
	42	3	1	1	1	3			2	2	5	1		2		
	43	17	13	4		17			17	17		4	38.75	13	6,653	
	44	28	25	3		28	2		28	28	3	3	36.66	23	6,930	
	45	43	26	15	2	42	5		41	40	1	16	41.68	22	7,668	
	46	18	10	7		18	3	1	17	17	1		41.57	9	8,444	
	47	41	15	25		39	4		40	39	1	23	48.55	10	8,630	
	48	20	4	14		19	8	6	18	18		14	37.85	14	6,875	
	49	46	23	19	4	46	7		42	42	1	14	43.65	13	9,035	
	50	49	20	28	1	45	6		48	48	1	29	39.00	14	6,846	
	51	28	18	9	1	28	2		27	27	6	20	49.30	13	5,823	
	52	39	14	19	4	39	20	1	33	33		12	39.00	9	8,388	
	54	24	13	10	1	24	3		23	23	7	11	48.45	9	8,422	
	55	12	5	7		12			12	12		7	41.28	5	8,620	
	56	47	14	27	6	47	10		41	41	4	32	41.40	7	6,500	
	57	23	15	7	1	23			22	22		7	52.57	11	8,300	
	58	13	7	6		13	1	1	13	13		6	37.50	6	8,750	
	60	51	18	26	5	49	23		44	44	11	31	35.34	11	5,363	
	61	18	11	4	3	18	7		15	15		7	39.42	7	7,285	
	62	15	7	7		15	5		14	14	2	7	43.71	6	5,750	
	63	42	16	22	2	42	6		38	38		23	37.47	8	6,937	
	64	34	20	14		33	4		34	33		14	39.64	11	7,109	
	65	32	18	13		32	5		31	31	2	13	40.46	17	6,023	
	66	18	11	7		18			18	18		7	47.14	11	8,545	
	67	26	14	11	1	26	2		25	25		11	45.48	12	5,500	
	68	22	10	12		22	2		22	22		11	40.18	8	6,500	
	69	29	15	14		28	1		29	29		11	44.92	11	7,909	
	70	39	20	18	1	37	11	1	38	38	1	15	50.73	15	6,033	
	71	50	23	22	4	48	26	2	45	45	8	25	34.84	16	6,100	
	72	46	15	24	4	46	18		39	39		29	40.72	9	7,666	
	73	21	10	11	1	21	4		21	21	1	11	46.18	9	6,411	
	74	15	7	7		14	5		14	14		7	35.14	5	4,700	
	75	16	4	10	2	16	12		14	14	3	2	36.16	3	4,666	
	77	16	5	10		16	4		15	15	1	9	40.11	2	6,714	
	78	59	16	37	1	58	24		53	53	7	42	41.66	7	3,500	
	79	18	8	8	2	18	5	2	16	16		6	38.25	4	4,666	
	80	4	3	1		4	1		4	4		1		2		
	81	10	3	7		10	1		10	10		1	37.57	2	5,545	
	82	57	20	32	5	57	26	4	52	52	2	31	37.19	11	6,571	
	83	33	18	12	2	33	9		30	30	1	12	38.91	14	5,294	
	84	33	21	11	1	33	11		32	32		12	44.16	17	5,333	
	85	29	11	17	1	29	7		28	28	2	22	39.50	9	6,272	
	86	39	13	21	4	38	18		34	34	3	22	40.77	11	6,272	
	87	45	14	27		40	27	11	41	41	6	6	36.32	8	3,750	
	88	2		1	3	40	27	11	41	41	6	6	36.32	8	3,750	
	89	1				1			1	1						
	90	19	3	14	2	19	13	3	17	17	3	2	38.28	1	5,500	
91	46	12	32	2	46	28	3	44	44	5	3	36.30	1	5,500		
92	49	18	26	5	49	23	7	44	44	1	3	37.06	11	6,018		
4	1	3		2		1		3	3		1					
	2	4	3		4	3		4	4							
	3	32	1	29	1	31	23		30	30	7	29	28.72	9	4,244	
	4	30	11	12	1	27	19	3	23	22	5	11	31.81	6	5,200	
	7	13	6	7		13	8		13	13		7	29.57	6	5,590	
	8	42	15	19	4	41	18		34	34		27	39.45	10	4,816	
	12	21	13	8		20	5		21	21		7	40.00	12	4,650	
	13	40	21	19		40	3		40	39	1	17	41.35	18	4,650	
	14	24	11	9	4	23	6		20	20		11	80.09	10	4,520	
	15	3	2	1		3			3	3		1		2		
	16	2				2			2	2						
	17	6	3	3		6	2		6	6	2	3	36.66	2	4,500	
	19	9	4	5		9	4		9	9		4	33.75	3	5,555	
	20	28	13	15		28	9		28	28		14	45.28	9	4,560	
	21	32	9	22	1	32	18		31	31	4	11	38.72	5	3,550	
	22	25	14	11		25	8		25	25	3	11	35.81	12	3,550	
	23	16	3	12	1	14	11	1	15	15	5	12	19.16	1		
	24	7	2	3	1	6	5		5	5		4	13.50	1		
	25	30	17	13		30	7		30	30	3	12	36.41	13	3,869	
	26	42	28	13	1	42	8	1	41	41	3	14	39.00	23	5,304	
	27	57	16	36	5	56	30		52	52	4	40	41.35	9	7,833	
	28	53	15	35	3	53	23		50	50	8	37	35.48	9	6,666	
	29	7	3	4		7			7	7		4	44.50	1		
	30	17	10	5	2	17	2		15	15		6	55.00	9	5,388	
	31	70	27	39	4	70	21		66	65	3	43	47.32	15	7,933	
	32	52	21	28	3	52	23		49	47		31	43.41	10	5,950	
33	10	3	7		10			10	10		7	32.42	3	5,000		
34	22	6	14	2	21	14		20	20		14	35.50	6	6,500		
35	63	12	47	2	63	26	3	59	59	4	45	40.04	4	8,750		

<sup>1</sup>For renter-occupied dwelling units and vacant nonseasonal not dilapidated units, for rent.<sup>2</sup>For owner-occupied dwelling units and vacant nonseasonal not dilapidated units, for sale only.

Table 3.—CHARACTERISTICS OF HOUSING FOR CENSUS TRACTS, BY BLOCKS: 1950—Con.

Census tract	Block	All dwelling units by occupancy and tenure					All dwelling units by condition and plumbing facilities			Occupied dwelling units			Contract monthly rent <sup>1</sup>		Value <sup>2</sup> of one-dwelling-unit structures		
		Total	Owner occupied	Renter occupied	Vacant non-seasonal not dilap., for rent or sale	Other vacant and non-resident	Number reporting	No private bath or dilap.	No running water or dilap.	Total	Persons per room		Number reporting	Average monthly rent (dollars)	Number reporting	Average value (dollars)	
											Number reporting	1.51 or more					Occupied by non-white
4	36	61	16	42	2	1	61	20	1	58	58	4	44	43.11	6	6,800	
	37	45	15	29	1		45	19	1	44	44	4	29	37.58	12	6,641	
	38	46	17	26	3		46	23	1	43	43	3	27	31.77	13	3,138	
	39	19	9	9	1		18	5	4	18	18	2	10	43.60	6	3,316	
	40	38	20	17	1		38	4	1	37	37	4	18	38.27	14	6,728	
	41	63	18	39	6		62	31		57	57	4	45	46.73	8	11,375	
	42	49	8	40	1		47	22	1	48	48	1	41	45.51	3	12,166	
	43	69	13	46	10		66	29	5	59	56	4	52	40.05	3	10,666	
	44	64	10	46	8		62	26		56	54	5	53	41.52	3	9,166	
	45	44	10	30	4		42	10		40	39	2	31	42.19	2		
	46	45	13	31	1		45	25		44	44	3	31	42.00	9	9,566	
	47	52	12	39	1		50	23	1	51	51	4	38	44.94	5	8,260	
	48	41	17	18	1		40	24	1	35	35	2	23	33.00	10	5,760	
	49	9	4	5	6		6	6	5	9	9	1	9	14.00	3	2,500	
	50	43	16	27	1		43	23	3	43	43	4	27	38.48	9	4,644	
	51	12	85	9	8		105	50		97	97	5	92	41.15	4	7,750	
	52	73	12	53	8		72	27		65	65	8	61	55.60	5	13,400	
	53	88	10	73	5		87	59		83	82	15	77	37.27	2		
	54	55	17	34	4		54	22		51	50	1	38	43.63	9	12,055	
	55	33	15	14	3	1	33	5	1	29	29	1	14	52.78	12	9,583	
	56	86	14	70	2		82	49		84	83	8	69	38.71	4	12,375	
	57	84	17	60	5	2	83	61	13	77	74	12	64	36.12	6	7,833	
	58	38	14	21	3		38	13		35	35	3	24	41.87	6	6,550	
	59	35	14	20		1	34	18	5	34	34		20	37.00	11	2,554	
	60	5	4	1			5	5	4	5	5	1	3	14.33	1		
	61	34	13	20	4	1	32	30	16	33	33	1	20	13.40	11	1,727	
	62	35	9	22			35	13		31	31	2	26	38.92	4	6,125	
	63	110	14	83	12	1	107	77	4	97	94	12	90	35.07	9	7,144	
	64	123	22	91	10		121	39		113	112	1	94	55.74	8	8,625	
	65	125	22	100	3		119	36	9	122	118	3	101	47.52	5	12,200	
	66	48	11	22	5	10	34	1		33	29	2	24	58.75	1		
	67	36	10	25		1	34	16	1	35	34	4	24	41.62	5	12,120	
	5	1	2														
		2	15	14	1		15	15	12	15	15	2	2	1	12	1,591	
		3	10	6	4		10	9	8	10	10	2	2	3	6	2,500	
		4	3	3			3	3	3	3	3	2	2		3	1,466	
		5	11	7	4		11	11	10	11	11	4	4	4	2,425	7	2,228
		6	8	4	4		8	8	6	8	8	1	1	4	3,125	3	1,766
		7	16	9	7		16	15	14	16	16	3	3	7	20.14	8	1,900
		8	6	2	2		6	7	6	6	8	4	4	2	1,833	9	2,777
		9	15	10	5		15	13	10	15	15	2	2	5	26.00	6	
		10	4	3			4	3	3	3	3		2		3	2,000	
		11	10	8			9	9	8	10	10	9	9	2	1,500	6	1,500
		12	9	5	4		9	9	9	9	9	1	7	4	2,450	5	1,620
		13	2														
14		13	6	7		13	12	7	13	13	2	13	7	1,885	5	2,560	
15		21	12	9		21	19	16	21	21	9	9	9	1,911	11	1,663	
16		19	9	10		19	18	15	19	19	2	19	10	2,130	7	1,600	
17		10	4	6		10	8	5	10	10	3	3	6	1,800	4	3,250	
18		4	2	2		4	3	2	4	4		3	2		2		
19		15	10	5		15	8	7	15	15	1	15	5	2,200	10	3,100	
20		30	11	22		30	3	3	30	30	5	5	13	2,946	6	2,833	
21		20	6	14		20	15	10	20	20	2	20	7	2,614	7	2,114	
22		15	7	7		15	13	10	14	14	2	14	7	3,240	9	1,888	
23		16	6	6		16	13	8	16	16	2	15	5	2,755	9	2,755	
24		19	9	9		19	17	10	18	18	18	9	9	1,966	8	2,587	
25		36	8	28		36	13	11	36	36	3	18	9	2,155	2		
26		18	4	14		18	4	3	18	18	4	4	2		2		
27		4	2	2		4	3	2	4	4	3	3	4	3,525	6	2,616	
28		11	4	7		10	8	5	11	11	4	11	4	2,350	2		
29		8	2	6		8	7	6	8	8	1	8	6				
30		25	17	8		22	9	4	25	25	5	25	7	2,457	15	3,333	
31		1															
32		6	3	3		6	2	2	6	4	4	4	1		3	3,733	
33		13	11	2		13	2	2	13	13	2	13	2		8	3,812	
34	29	15	13		28	9	9	28	28		28	12	3,133	13	4,807		
35	32	15	17		31	18	14	31	31	3	31	17	2,854	10	5,180		
36	32	13	18		34	19	17	34	34	5	34	20	2,750	10	4,130		
37	36	13	21		40	22	16	40	40	4	40	22	2,863	12	2,933		
38	41	17	23	1	44	4	2	44	44	1	44	4		1			
39	17	4	13		19	19	16	19	19	2	13	14	1,385	3	2,666		
40	19	4	15		19	19	16	19	19	2	13	14	1,385	3	2,666		
41	22	8	13		22	18	15	21	21	3	19	13	1,830	8	2,812		
42	16	6	8		15	11	11	14	14	2	14	8	1,562	5	3,280		
43	28	7	20		27	18	11	27	27	1	27	20	3,005	5	3,000		
44	12	4	8		12	2	2	11	11	1	10	2	3,900	9	4,128		
45	18	7	11		17	6	5	17	17	1	17	4	4,116	4	3,877		
46	24	18	6		24	3	2	24	24	1	24	6		14	5,000		
47	9	7	2		9	6	3	9	9	9	9	1		5	3,940		
6	1	4	1	3		4	3	3	4	4	3	3	38.00	1			
	2	1															
	3	4	1	3		2	2	2	4	4	1	4		1			

<sup>1</sup>For renter - occupied dwelling units and vacant nonseasonal not dilapidated units, for rent.  
<sup>2</sup>For owner - occupied dwelling units and vacant nonseasonal not dilapidated units, for sale only.

HOUSING—BLOCK STATISTICS

Table 3.—CHARACTERISTICS OF HOUSING FOR CENSUS TRACTS, BY BLOCKS: 1950—Con.

Census tract	Block	All dwelling units by occupancy and tenure					All dwelling units by condition and plumbing facilities			Occupied dwelling units				Contract monthly rent <sup>1</sup>		Value <sup>2</sup> of one-dwelling-unit structures		
		Total	Owner occupied	Renter occupied	Vacant non-seasonal not dilap., for rent or sale	Other vacant and non-resident	Number reporting	No private bath or dilap.	No running water or dilap.	Total	Persons per room		Number reporting	Average monthly rent (dollars)	Number reporting	Average value (dollars)		
											Number reporting	1.51 or more					Occupied by non-white	
6	4	11	6	4		1	11	10	10	10	10	2	3	4	25.50	6	2,783	
	5	1																
	6	6	4	2			6	5	4	6	6	2		2		4	3,275	
	7	5	5				3	3		5	5	1				4	5,550	
	8	4	3		1		4	1	1	3	3		1			3	3,866	
	10	4		2			4	3	3	3	3		1		2	2	2	
	12	6		2	1	1	6	3	3	3	4		2	2		2	2	
	13	3		3			3	3	3	3	3		3				3	3,833
	14	1					1											
	15	1					1											
	16	5	4	1			5	5	5	5	5	2	3	1			4	2,350
	17	2					2			2	2						2	
	18	3		2		1	3	2	2	2	2		1				2	
	19	3		3			3	3	3	3	3		3				3	1,200
	20	4		4			4	4	4	4	4	1	4				2	
	21	5		4	1		5	4	4	3	5		2	1			4	4,500
	22	8		7		1	8	7	7	7	7	1	4			7	3,757	
	23	4		3	1		4	3	3	3	4	1	2			3	4,666	
	24	1					1											
	25	5	3	2			5	5	5	5	5	1	2	2			3	2,666
	26	7	6	1			7	4	2	7	7	1	5	1		6	4,083	
	27	6	3	3			6	4	3	6	5		4	3	38.66	3	6,533	
	28	1					1											
	30	15	7	7	1		14	8	8	14	14	1	13	8	32.00	7	4,285	
	31	12	8	2		2	12	5	5	10	10	1	10	1		8	4,812	
	32	25	9		16		25			9	9		9	16	62.50	9	6,088	
	33	55	1		54		55			1	1		1	54	62.40	1		
	34	18	18				18			18	18					18	7,200	
	35	23	19	3	1		23			22	22	1		3	51.66	19	7,021	
	36	15	9	1	5		15	2	2	10	10		9	1		9	4,855	
	37	12	11	1			10	3	3	12	12	1	9			11	3,654	
	38	11	9	1	1		11	6	6	10	10		8	1		9	6,722	
	39	11	9		2		11	3	3	9	9		8			8	6,000	
	40	22	18	2	2		22			20	20	1		2		18	7,094	
	41	16	15	1	1		16			16	16			1		14	7,421	
	42	50	1	1	47	1	49	2	1	2	2			47	62.44	1		
	43	21	8		13		21			8	8	1	7	12	62.50	8	6,062	
	44	12	9	3			12	5	3	12	12		12	3	36.00	8	4,375	
	45	21	17	4			21	6	6	21	21		19	4	34.25	16	3,668	
	46	10	7	1	2		10			8	8		8	1		7	7,200	
	47	10	5		5		10			5	5	1	5	2		5	6,960	
	48	8	7	1			8	1		8	8		7	1		7	5,857	
	49	15	10	3	2		15	4	4	13	13	3	13	3	26.66	9	5,287	
	50	22	13	9			22	14	4	22	22	1	21	3	24.00	9	4,044	
	51	14	8	5	1		14	6	4	13	13	5	13	6	32.16	6	5,333	
	52	15	9	6			15	7	2	15	15	2	13	6	30.83	8	3,950	
	53	14	13	1			14	8	6	14	14		13	1		12	3,666	
	54	10	5	3	2		10	5	4	8	8	2	7	5	38.00	4	3,150	
	55	7	6	1			7	7	4	7	7	1	7	1		6	2,733	
	56	8	5		2	1	8	5	4	5	5	1	5			5	2,260	
	57	9	3	5		1	9	7	6	8	8		6	5	28.80	3	4,966	
	58	23	18	1	4		23			19	19	1	19	1		17	6,929	
	59	10	8	1	1		10	1		9	9	1	9	1		7	6,814	
	60	5	5				5	5	3	5	5		4			5	3,500	
	61	4	2	1	1		4	3	3	3	3		1			2		
	62	12	7	2	3		12	8	7	9	9	1	6			6	5,066	
63	11	8	3			11	9	8	11	11		11	3	30.00	7	6,242		
64	14	13	1			14	1		14	14		9	1	22.66	12	7,383		
65	17	15	1		1	17	7	4	16	16	2	12	1		14	4,185		
66	39	8	24	7		38	3	2	32	31		7	29	48.82	8	6,637		
67	14	11	3			14	3	1	14	14		5			9	5,144		
68	18	7	4	7		17	4		11	10		10	2	34.14	6	6,916		
69	9	6	1	1	1	9			7	7		1	1		6	6,666		
71	25	25				25			25	25					25	6,172		
7	2	39		29	7	3	39	7	6	8	8		6	5	28.80	3	4,966	
	3	57		38	18	1	57	1	1	38	38		19	1		17	6,929	
	4	84	23	41	20		83	1	2	64	64	1	61	85.05	22	9,609		
	6	20		20			20			20				71.62				
	7	18	16	2			18			18	18			84.75				
	8	13	13				13			13	13		2			16	6,543	
	9	21	18	2	1		21	2	1	20	20		2			10	6,940	
	11	25	21	3		1	25	1		24	24	1	2		16	6,531		
	12	24	21	3			24			24	24		3		21	6,552		
	13	12	6		6		12			6	6				21	6,709		
	14	35	5	30			35			35	35				6	6,633		
	15	33	12	21			33			33	33				29	51.86		
	16	62	17	43	2		59			60	56	3	1	29	53.80	8	8,600	
	17	15		15			14			15	15			42	51.90			
	18	22	18	3	1		22			21	21	1		1	53.40			
	19	18	12	2	3	1	18	1		14	14			3	75.00	19	9,278	
	20	19	18	1		1	19	2	1	19	19			2		11	7,981	
	21	7	2	1	3	1	7	1		3	3			1		17	7,858	
	22	5	4				5			5	5			1		2		
	23	10	3	2	5		10			5	5	1	1	1		4	5,125	
	24	17	11		6		17			11	11	1		2		3	6,500	
																11	6,809	

<sup>1</sup>For renter - occupied dwelling units and vacant nonseasonal not dilapidated units, for rent.  
<sup>2</sup>For owner - occupied dwelling units and vacant nonseasonal not dilapidated units, for sale only.



Table 3.—CHARACTERISTICS OF HOUSING FOR CENSUS TRACTS, BY BLOCKS: 1950—Con.

Census tract	Block	All dwelling units by occupancy and tenure					All dwelling units by condition and plumbing facilities			Occupied dwelling units			Contract monthly rent <sup>1</sup>		Value <sup>2</sup> of one-dwelling-unit structures	
		Total	Owner occupied	Renter occupied	Vacant non-seasonal not dilap., for rent or sale	Other vacant and non-resident	Number reporting	No private bath or dilap.	No running water or dilap.	Total	Persons per room		Number reporting	Average monthly rent (dollars)	Number reporting	Average value (dollars)
											Number reporting	1.51 or more				
7	25	24	18	1	4	1	24	1	19	19		1		18	6,400	
	26	12	1	1	1	14		13	13		1		12	6,750		
	27	24	1	1	1	29		29	29		5	65.60	23	8,795		
	28	12	5	1	1	14		13	13		1		11	6,609		
	29	14	1	1	2	21		19	19		1		16	8,787		
	30	16	3	3		17		16	16				13	9,442		
	31	13	3	1		22		21	21				12	9,442		
	32	19	2	1	1	18		16	16			3	4	19	9,516	
	33	22	4	1	1	26		25	25			17	79.50	12		
	34	8	16	1	1	25		25	25			17	53.82			
	35	63	13	50		62	1	63	63		7	48	541.4	7	9,142	
	36	21	9	10	1	21	1	19	19		1	10	55.40	8	9,248	
	37	37	28	8	1	37		36	36			8	50.87	27	8,189	
	38	43	38	4		43		42	42			4	67.50	38	8,215	
	39	24	21	3		24	3	24	24		2	3	39.66	20	7,212	
	40	15	11	3		15	3	14	14		1	2		8	7,800	
	41	9	8			9		8	8					8	8,013	
	42	28	24	3	1	28	1	27	27			4	66.50	23	9,375	
	43	28	11	16		28		27	27			16	49.62	4	9,375	
	44	30	9	20		30	1	29	29		1	20	54.95	3	10,200	
	45	10	3	7		10		10	10			7	55.00		7,633	
	46	33	25	7	1	33		32	32			7	45.28	21	8,370	
	47	21	17	4		21	2	21	21			4	62.50	17	7,558	
	48	17	1	2		20		18	18		1	3		11	5,954	
	49	18	12	2	3	18	7	14	14			2		13	5,515	
	50	20	13	4	3	20	4	17	17		1	4	65.00	13	5,515	
	51	20	10	9	1	25	2	23	23		2	3	65.00	19	8,657	
	52	20	10	9	1	20		11	11			10		10	8,500	
	53	8	2	1	5	8		8	8			2		2		
	54	1	1			1		1	1			1		1		
	55	12	11			12		11	11		1			11	8,727	
	56	22	2		1	23		23	23			1		22	7,550	
	57	19	1	4		19	9	16	16		4	2		13	5,815	
	58	20	10	10		21	4	11	11		1	1		13	5,215	
	59	24	17	6	10	24	5	23	23		3	4	45.00	17	7,370	
	60	20	14	4	1	20		18	18		1	4	65.00	14	7,321	
	61	19	19	5	1	19		19	19			4		18	7,344	
	62	23	17	5	1	23		22	22			6	70.00	17	7,529	
	63	21	15	2	5	21		16	16		1	1		15	9,133	
	64	17	14	1	1	17		16	16			2		12	9,258	
	65	3	3		1	3		3	3			2		13	8,333	
	66	19	15	2		19	2	17	17			2		13	7,023	
	67	23	11	11	1	22	9	22	22		1	11	43.81	9	7,811	
	68	12	2	1	1	11		3	3					2		
	69	19	16	2	1	19		18	18			2		16	6,581	
70	24	17	6	1	24		23	23			7	75.71	17	7,258		
71	21	17	4		21		21	21			4	75.00	17	7,035		
72	22	22	1		22		22	22			1		21	6,457		
73	19	17	2		19	1	19	19			1		17	6,829		
74	18	14	3	2	17		16	16			2		14	6,792		
75	15	10	3	1	15		13	13		1	2	60.00	9	7,133		
76	14	12	2		14		14	14			1		12	6,358		
77	7	4	3		7	7	7	7			1	26.00	3	4,500		
78	8	7	1		8	2	8	8			3		3	4,116		
79	9	8	1		9		9	9			1		6	6,275		
80	20	15	2	3	20	1	17	17		2	2		14	5,542		
81	23	15	6	1	22	3	21	21		2	7	39.14	12	7,383		
82	21	17	3		20		20	20			3	63.33	17	6,752		
83	13	1	1	1	13		13	13			4	52.50	15	7,080		
84	19	15	4		19		19	19			4		19	6,884		
85	15	19	1	1	22		20	20			2		20	7,525		
86	22	19	3		22		22	22			2		10	7,220		
87	23	11	1	1	11		11	11		1	2		9	8,133		
88	17	10	1		17		13	13			2		11	7,109		
89	10	9	1		10		9	9			2		9	6,944		
90	13	11	2		13		13	13			1		11	7,720		
91	9	9			9		9	9			3	57.33	9	7,522		
92	12	9	3		12		12	12		1	1		9	7,100		
93	10	1	1		10		10	10			4	45.50	7	8,071		
94	11	7	3	1	11	2	10	10			1		16	6,506		
95	20	18	2		20		20	20			6	38.83	22	6,413		
96	30	23	6	1	30	6	29	29		1	5	45.00	8	6,700		
97	14	9	5		14	2	14	14		3						
98	17	14	3		17	1	16	16			2		1	6,081		
99	30	2	4		30		16	16			1		11	6,688		
100	19	13	5	1	19	2	18	18		1	4	52.50	9	6,233		
101	12	11	1		12		12	12			1		9	6,271		
102	21	2	1		23	1	23	23			2		21	7,280		
103	23	2	2		22	3	22	22		2			8	9,337		
104	28	10	9		28	5	19	19			7	55.71	9	7,922		
105	10	3	3		10		13	13			2		8	7,036		
106	13	8	1		13		13	13		1	3	59.75	11	8,400		
107	21	12	8	1	21		20	20			3	56.66	12			
108	19	14	4		19		18	18			3					

<sup>1</sup>For renter - occupied dwelling units and vacant nonseasonal not dilapidated units, for rent.  
<sup>2</sup>For owner - occupied dwelling units and vacant nonseasonal not dilapidated units, for sale only.

HOUSING-BLOCK STATISTICS

Table 3.—CHARACTERISTICS OF HOUSING FOR CENSUS TRACTS, BY BLOCKS: 1950—Con.

Census tract	Block	All dwelling units by occupancy and tenure					All dwelling units by condition and plumbing facilities			Occupied dwelling units			Contract monthly rent <sup>1</sup>		Value <sup>2</sup> of one-dwelling-unit structures		
		Total	Owner occupied	Renter occupied	Vacant non-seasonal not dilap., for rent or sale	Other vacant and non-resident	Number reporting	No private bath or dilap.	No running water or dilap.	Total	Persons per room	Occupied by non-white	Number reporting	Average monthly rent (dollars)	Number reporting	Average value (dollars)	
										Number reporting	1.51 or more						
8	39	23	17	5	1	1	23	3	22	22	1	1	5	42.00	14	6,935	
	40	24	16	6	1	1	22	2	22	22			4	40.83	12	6,204	
	41	22	16	4	2		22	2	20	20	1		5	45.00	14	5,692	
	42	22	9	9	4		22		18	18	1	1	3	56.69	9	6,333	
	43	20	18	2			20	2	20	20			2		17	6,558	
	44	7	6	1			7	2	7	7		2	1		6	5,183	
	45	1															
	46	21	18	1	2		20		19	19			2		17	6,929	
	47	23	17	3	3		23		20	20	2		3	60.00	17	5,994	
	48	23	21	2			23	1	23	23	1		2		19	5,173	
	49	22	20	1	1		22	3	21	21	1		1		20	5,105	
	50	17	13	1	3		17	1	14	14			1		13	5,638	
	51	18	13	5	1		18	3	18	18	1		4	47.25	12	6,941	
	52	20	15	1	4		20		16	16			1		12	7,475	
	53	5	4	1			5	3	5	5					3	4,000	
	54	4	4				4		4	4					4	7,325	
	55	40	14	14	12		38		28	28			2	79.18	12	7,600	
	56	20	14	4	2		20	2	18	18	1		3	64.33	11	8,409	
	57	23	21	2			22	2	23	23	1		1		20	5,900	
	58	24	19	4	1		24	3	23	23			4	40.25	15	5,953	
	59	24	14	7	3		24		21	21	1		7	52.85	13	6,838	
	61	19	16	2	1		18	4	18	18	1	4	2		16	5,562	
	62	28	7	18	2	1	27	1	25	25	1		19	52.42	6	6,716	
	63	23	20	2			23		22	22			2		19	7,126	
	64	18	16	2			18	1	18	18			2		15	7,053	
	65	15	11	3	1		14	1	14	14	1		4	42.25	10	6,350	
	66	20	20				20	2	20	20	1				20	6,050	
	67	58	13	27	18		55		40	40	1		41	77.95	10	7,870	
	68	1															
	9	1	2														
		5	1														
		8	1														
		9	15	12	3		15		15	15			3	58.33	11	10,272	
		10	7	7			7		7	7						6	12,333
		11	6	4		2	6		4	4						3	8,433
		12	17	1	1	15	17		2	2			16	82.50	4		
		13	20	3		17	20		3	3			16	82.50	4	17,250	
		14	36	3	28	5	35		3	31	31	1	32	84.53	3	14,666	
		15	11	1	10		11			11	11		9	73.00	1		
		16	42	9	29	4	42	6		38	38		31	58.22	8	6,750	
		17	26	4	22		26	2		26	26		22	54.04	2		
		18	51	8	35	8	50	2		43	42	1	41	74.04	6	8,416	
		19	22	18	3	1	21			21	21		4	70.00	12	7,558	
		20	18	16	2		18			18	18		2	72.13	15		
		21	22	13	8	1	22			21	21	1	8	58.12	11	6,318	
		22	35	15	19	1	35	7		34	34	2	19	48.10	11	7,827	
		23	31	11	19		31		1	30	30	1	19	61.00	10	9,380	
		24	20	11	8	1	20	1		19	18	1	9	57.66	8	8,587	
25		10	10			10			10	10		9	94.44	9			
27		128	92	3	32	128	1		95	95	3	3	82.66	96	9,945		
29		27	23	2	2	26			25	25		2		23	9,104		
31		32	31	1		32			32	32	1	1		28	9,346		
32		24	19	4	1	24			23	23		5	68.00	17	9,741		
33		42	26	5	11	42			31	31		16	64.56	25	8,856		
34		10	9	1		10			10	10				9	13,555		
35		12	12			12			12	12				12	13,916		
36		12	12			12			12	12				11	12,481		
37		18	10	7	1	18	2		17	17	1	8	56.87	6	9,750		
38		18	15	2	1	18	1	1	17	17		3	116.66	14	10,164		
39		12	7	5		12			12	12		5	70.00	5	19,200		
40		29	17	12		29	4		29	29	1	12	52.50	11	7,454		
41		20	16	4		20			20	20		4	46.75	15	8,080		
42		5	5			5			5	5				5	7,340		
43		24	18	5		24	1	1	23	23		5	40.80	17	7,970		
44		25	12	10	3	25	7	2	22	22		9	48.22	10	7,980		
45		22	10	6		22	2		16	16		12	60.41	9	11,388		
46		37	12	23	2	37			35	35		25	60.32	12	11,875		
47		15	11	4		15			15	15		3	41.33	10	10,680		
48		15	12	1	2	15			13	13		1		12	10,208		
49		5	3	2		5			5	5		2		3	9,833		
50		16	14	1	1	16			15	15		1		14	11,250		
51		21	20	1		21			21	21		1		18	12,255		
52		31	23	5	3	31	1	1	28	28		6	76.66	23	8,826		
53		18	16	2		18			18	18		2		16	9,212		
54		18	15	2		18	1		17	17		2		15	9,606		
56		43	18	24	1	43	5	1	42	42	2	24	69.29	14	9,321		
57		16	13	2		16			15	15		2	45.00	11	11,872		
58	20	15	5		20	1	1	20	16		5	68.33	11	8,454			
59	10	5			10	2		10	10			43.60	4	17,750			
60	23	10	13		22			23	22	1	12	49.08	7	7,642			
61	18	15	3		17		2	18	17	1	3	45.00	12	6,858			
62	23	18	2	1	23			20	19				18	6,566			
63	20	15	2	2	20		1	17	17				15	7,033			
64	13	9	2	1	13		1	11	11	1	2		9	7,811			

<sup>1</sup>For renter - occupied dwelling units and vacant nonseasonal not dilapidated units, for rent.  
<sup>2</sup>For owner - occupied dwelling units and vacant nonseasonal not dilapidated units, for sale only.

Table 3.—CHARACTERISTICS OF HOUSING FOR CENSUS TRACTS, BY BLOCKS: 1950—Con.

Census tract	Block	All dwelling units by occupancy and tenure					All dwelling units by condition and plumbing facilities			Occupied dwelling units			Contract monthly rent <sup>1</sup>		Value <sup>2</sup> of one-dwelling-unit structures	
		Total	Owner occupied	Renter occupied	Vacant non-seasonal not dilap., for rent or sale	Other vacant and non-resident	Number reporting	No private bath or dilap.	No running water or dilap.	Total	Persons per room	Occupied by non-white	Number reporting	Average monthly rent (dollars)	Number reporting	Average value (dollars)
10	28	19	17	2		17			19	18		2		16	8,468	
	29	22	21		1	22			21	21	1			22	14,181	
	30	23	20	2		22			22	22		2		20	7,795	
	31	23	21	2	1	23	1	1	23	23		2		20	8,585	
	32	21	20	1		21			21	21		1		20	9,170	
	33	22	20		1	21		1	20	20				19	9,189	
	34	28	23	2	3	28			25	25		2		26	9,650	
	35	20	18	1	1	20			19	19		1		17	9,223	
	36	21	20		1	21			20	20				20	9,350	
	37	26	24		2	26			24	24				25	9,456	
	38	21	20	1		20			21	21		1		13	9,615	
	39	24	19	3	2	24			22	21		3	83.33	16	9,093	
	40	21	18	3		21			21	21		3	81.66	16	9,968	
	41	24	23	1		24			24	24		1		22	9,240	
	42	19	17	1	1	19	1	1	18	18		1		18	9,977	
	43	14	13	1		14			14	14		1		13	9,846	
	44	2														
	45	21	18	2	1	19	12		20	20		2		19	10,068	
	46	32	29	2	1	29	23		31	29		1		28	9,514	
	47	10	8	2		9	7		10	10		2		8	11,000	
	48	20	18	2		19	13		20	19		2		18	10,688	
	49	23	18	4	1	23	2		22	21	1	4	71.25	17	10,194	
	50	16	16			16			16	16				16	9,968	
	51	20	16			20			20	20		4	80.00	15	9,900	
	52	23	19	4	1	23			22	22		3	88.33	19	9,421	
	53	18	17	1		18			18	18		1		17	9,552	
	54	20	18	2		20			20	20		2		18	7,477	
	55	31	20	11		31			31	31		11	52.00	14	6,885	
	56	36	33	3	2	35			33	33	4	32	49.78	1		
	57	15	15			15			15	15	1			15	9,866	
	58	26	22	4		23			26	23	1	3	58.66	20	9,400	
	59	23	20	3		23		1	23	23		3	60.00	19	9,263	
	60	39	34	3	2	38			37	37		3	80.00	28	10,267	
	61	11	10	1		9			11	9				9	10,000	
	62	4	4			4			4	4				4	9,625	
	63	16	16			16			16	16				16	10,812	
	64	19	16	3		19			19	19		3	57.33	12	8,875	
	65	33	19	14		33			33	33	2	14	50.57	17	9,235	
	66	22	20	1	1	22			21	21		2		17	9,352	
	67	15	14	1		15			15	15				13	9,846	
	68	21	20	1		21			21	21		1		20	9,425	
	69	44	4	34	4	43			38	38	2	37	50.59	4	8,625	
	70	30	18	12		29	1		30	30		12	53.50	16	7,537	
	71	19	18	1		19			19	19	2			16	8,218	
	72	21	19	2		21	1		21	21		2		18	8,927	
	73	32	27	4	1	32			31	30		3	70.00	24	9,941	
	74	19	18	1		19			19	19		1		18	9,833	
	75	9	8	1		9			9	9		1		8	9,600	
	76	20	17	3		20			20	20		3	85.00	17	9,870	
	77	21	16	4	1	20			20	19		4	61.50	15	8,426	
	78	23	22	1		22			23	23		1		22	8,672	
	79	15	13	2		15			15	14		2		12	7,925	
	80	16	13	2	1	16			15	15				13	8,600	
	81	26	19	7		25			26	26		7	67.85	16	9,850	
	82	22	22			22			22	22				22	10,790	
	83	24	20	3	1	23			23	23		2		17	10,411	
	84	33	21	11	1	33			32	32		12	53.33	20	9,415	
	85	24	19	5		24			24	24		4	53.75	17	10,058	
	86	29	24	5		29			29	29		5	66.60	22	9,954	
	87	27	15	12		27			27	27		12	72.50	15	11,646	
	88	66	11	53	2	66			64	64		55	62.63	5	12,200	
	89	44	25	19		44			44	44		19	51.10	19	14,026	
	90	21	18	3		19	1	1	21	20	1			15	11,986	
	91	25	18	6		25			25	25		6	51.66	19	9,210	
	92	28	18	10		28			28	28		9	70.88	15	9,833	
	93	19	12	4	2	19		1	16	16		4	72.50	12	10,833	
	94	17	15	1		17			16	16		1		16	10,375	
	95	17	15	1	1	17			16	15		1		14	9,750	
	96	26	18	6		26			24	24		6	73.33	18	8,794	
	97	18	17		1	18			17	17		1		17	8,411	
	98	26	23	3		26			26	26	1	2		23	8,691	
	99	21	17	4		21			21	20		4	79.00	16	8,743	
	100	16	16			16			16	15				15	9,226	
	101	20	18	1	1	20			19	18		1		15	9,520	
	102	20	16	4		20			20	20		4	69.25	14	9,157	
	103	23	22		1	23			22	22				22	8,204	
	104	42	9	32	1	40			41	41		32	54.40	6	8,333	
	105	50	11	37	1	47			48	48	1	38	57.21	10	8,930	
	106	39	15	21	1	39			36	36	1	21	45.71	13	9,615	
11	2	9	4		5	9			4	4				4	6,650	
	3	18	14	3		17			17	16		3	83.33	13	10,484	
	4	8	8		1	8			8	8				8	11,800	
	5	19	15	4		19			19	19		3	125.00	13	11,346	
	7	14	12	1	1	14			13	13		1		12	14,125	
	8	10	9		1	10			9	9				9	13,244	

<sup>1</sup>For renter - occupied dwelling units and vacant nonseasonal not dilapidated units, for rent.  
<sup>2</sup>For owner - occupied dwelling units and vacant nonseasonal not dilapidated units, for sale only.

HOUSING—BLOCK STATISTICS

Table 3.—CHARACTERISTICS OF HOUSING FOR CENSUS TRACTS, BY BLOCKS: 1950—Con.

Census tract	Block	All dwelling units by occupancy and tenure					All dwelling units by condition and plumbing facilities			Occupied dwelling units			Contract monthly rent <sup>1</sup>		Value <sup>2</sup> of one-dwelling-unit structures		
		Total	Owner occupied	Renter occupied	Vacant non-seasonal not dilap., for rent or sale	Other vacant and non-resident	Number reporting	No private bath or dilap.	No running water or dilap.	Total	Persons per room		Occupied by non-white	Number reporting	Average monthly rent (dollars)	Number reporting	Average value (dollars)
											Number reporting	1.51 or more					
11	9	19	17	2		18			19	19			2		17	15,441	
	10	16	15		1	16			15	15					15	11,500	
	11	17	17			17			17	17					17	8,588	
	12	10	9	1		10			10	10			1		8	11,162	
	13	2															
	14	8	6	1	1	8	1	1	7	7			1	6	6,500		
	15	32	19	12	1	32	1		31	31			11	15	8,913		
	16	19	12	5	2	19			17	17			7	10	7,600		
	17	18	15	3		18			18	18	3		3	14	6,650		
	18	14	12	2		14			14	14			2	12	7,775		
	19	28	18	10		28			28	28			10	11	8,527		
	20	30	27	3		30			30	30			3	27	8,074		
	21	35	32	3		35			35	35			3	32	7,850		
	22	37	17	17	3	36			34	34	1		20	6	6,533		
	23	9	5	4		9			5	5				5	8,300		
	24	16	9	6	1	16			15	15	2		6	6	8,216		
	25	1															
	26	3	3			3			3	3					2		
	27	20	13	6	1	20			19	18			6	12	8,635		
	28	7	7			7			7	7				7	12,314		
	29	19	16	3		19			19	19			3	16	10,593		
	30	2															
	32	20	16	4		20			20	20			4	15	9,420		
	33	27	19	7	1	27			26	26			8	16	8,487		
	34	18	13	5		17			18	18	1		5	12	7,800		
	35	19	16	3	3	19			16	16				16	7,637		
	36	14	10	2		14	4	2	12	12			3	9	5,800		
	39	5			5	5			5	5							
	40	22	9	13		22			22	22	1		13	9	4,976		
	41	13	12	1		13			13	13			1	12	8,283		
	42	17	17			17			17	17				17	7,923		
	43	26	25	1		26			26	26			1	24	7,975		
	44	18	16	2		18			18	18			1	16	8,193		
	45	27	26	1		27			27	27	1		1	25	8,736		
	46	21	19	2		21			21	21			2	19	7,536		
	47	33	16	17		33			33	33	1		17	16	9,062		
	48	27	24	2	1	26			26	26			3	21	9,428		
	49	24	24			24			24	23				22	9,727		
	50	30	25	5		30			30	30			5	20	8,563		
	51	26	24	2		26			26	26	1		2	21	7,876		
	52	24	20	4		24			24	24			4	18	9,055		
	53	31	22	9		30	4		31	31			9	17	9,311		
	54	27	18	9		27			27	27			9	15	11,533		
	55	13	10	3		13			13	12			3	8	9,437		
	56	13	11	2		12			13	12			1	10	9,800		
	57	15	11	4		15			15	15			3	9	12,777		
	58	17	11	6		17			17	17			6	9	10,000		
	59	6	6			6			6	6				6	12,416		
	60	6	5	1		6			6	6			1	5	11,200		
	61	20	14	6		20			20	20			5	10	12,500		
	62	18	9	9		18			18	18			9	4	8,750		
	63	5	3	2		5			5	5			1	2			
	64	3	2	1		3			3	3			1	2			
	65	26	10	14	1	23	1		24	24			10	7	10,857		
	66	24	17	5	2	23	1		22	21			6	15	8,446		
	67	22	17	5		22			22	22			5	15	7,840		
	68	23	14	9		23			23	22	1		9	12	8,958		
	69	21	14	6	1	19			20	19			6	12	8,708		
	70	27	15	11	1	26	4		26	26			11	10	8,400		
	71	26	19	6	1	25			25	24			6	15	7,966		
	72	21	13	5	2	21	2		18	18	1		5	13	6,661		
12	1	2															
	2	59	41	14	3	58	18	8	55	54	4	32	14	39	4,123		
	3	26	14	11	1	26	9	4	25	25	3	32	11	12	3,891		
	4	38	21	15	1	38	17	2	36	34	5	36	16	18	5,611		
	5	28	12	13	1	28	11	3	25	25			16	8	5,062		
	6	28	13	14	1	28	12	6	27	27	1		13	10	4,950		
	7	36	19	14	3	36	25	19	33	33	4		13	16	3,068		
	8	9	6	3		9	6	3	9	9	1		3	4	2,475		
	9	25	6	19		25	23	11	25	25	2		19	2			
	10	16	9	5		16	11	4	14	13			5	8	4,250		
	11	33	14	18	1	33	23	13	32	32	2	32	16	12	2,775		
	12	20	9	11		19	11	5	20	20			19	8	5,337		
	13	24	11	12	1	23	5		23	23			12	8	4,937		
	14	41	18	21	2	41	8	1	39	39	2	22	22	13	5,753		
	15	27	18	8	1	27	8	3	26	26	1		8	14	5,500		
	16	19	11	8		19	8	2	19	19	2		19	10	5,630		
	17	23	16	7		23	6	5	23	23	2		8	16	4,143		
	18	10	5	4	1	10	7	2	9	9			4	5	2,700		
	19	8	7	1		8	3	1	8	8	1		7	6	2,966		
	20	56	36	18	2	51	15	11	54	50			14	34	4,514		
	21	16	12	4		15	1		16	15			4	12	5,166		
	22	46	25	19	1	45	18	9	44	43	4	44	17	24	4,241		
	23	25	18	6	1	25	7	3	24	24	2	24	6	17	3,029		

<sup>1</sup>For renter - occupied dwelling units and vacant nonseasonal not dilapidated units, for rent.  
<sup>2</sup>For owner - occupied dwelling units and vacant nonseasonal not dilapidated units, for sale only.

Table 3.—CHARACTERISTICS OF HOUSING FOR CENSUS TRACTS, BY BLOCKS: 1950—Con.

Census tract	Block	All dwelling units by occupancy and tenure					All dwelling units by condition and plumbing facilities			Occupied dwelling units				Contract monthly rent <sup>1</sup>		Value of one-dwelling-unit structures		
		Total	Owner occupied	Renter occupied	Vacant non-seasonal not dilap., for rent or sale	Other vacant and non-resident	Number reporting	No private bath or dilap.	No running water or dilap.	Total	Persons per room		Occupied by non-white	Number reporting	Average monthly rent (dollars)	Number reporting	Average value (dollars)	
											Number reporting	1.61 or more						
12	24	6	3	3			5	4	3	6	6	1	6	3	1 4.33	2		
	25	11	5	6			11	5	3	11	11		6	6	2 8.33	5	2 200	
	26	2																
	27	16	8	8			16	12	10	16	16	6	1 4	8	3 3.50	7	1 928	
	28	4	1	3			4	2	2	4	4		1	1	2 5.66	1		
	29	16	9	7			16	8	8	16	16	3	1 2	7	2 6.42	9	3 055	
	30	17	13	4			17	11	10	17	17		1 4	6	2 9.54	12	3 041	
	31	15	6	8			15	10	6	15	14	2	2 2	9	2 7.50	5	3 400	
	32	17	5	10			17	7	3	15	15	1	1 1	9	2 6.22	5	3 400	
	33	15	4	1		1	15	7	3	15	15		1 4	9	2 6.22	4	3 250	
	34	2					2			2	2	3	2	2		5	1 740	
	35	6	6				6	5	3	6	6	3	2	2		9	3 044	
	36	15	11	4			14	4	1	15	15	2	1 4	4	3 3.75	9	3 166	
	37	18	10	8			17	5	1	18	18		1 1	8	3 8.87	6	3 333	
	38	19	7	11		1	19	9	8	18	18	2	1 1	11	3 6.00	5	3 240	
	39	17	7	9		1	17	6	6	16	16	1	1 1	8	2 1.25	5	4 285	
	40	40	17	21	1	1	40	21	17	38	38	1	1 1	20	3 0.45	14	4 685	
	41	23	10	13			21	9	6	23	21	1	1 1	12	4 4.16	8	4 685	
	42	25	18	7			24	10	8	25	25	2	2 2	7	3 5.57	17	4 029	
	43	8	5	3			8	4	4	8	8	1	1 1	3	3 5.33	5	1 700	
	44	11	10	1			11	4	4	11	11		1 1	1		10	3 750	
	45	13	9	4			13			13	13	1	1 1	4	2 9.00	9	3 611	
	46	45	11	32		2	45	27	27	43	43	1 1	1 1	3	2 8.54	10	3 450	
	47	26	11	15			25	9	2	26	26		1 1	14	4 2.07	11	4 272	
	48	17	13	3		1	15	4	4	16	16	1	1 1	3	4 3.66	13	3 361	
	49	18	15	3		1	17	1	1	17	17		1 1	1		13	4 138	
	50	21	11	9		1	21	3	3	20	20	2	2 1	9	4 3.88	9	5 577	
	51	23	13	10			23	4	4	23	23	1	1 1	7	4 3.77	11	6 454	
	52	9	8	1		1	9	7	4	8	8		1 2	6	3 8.14	7	3 814	
	53	8	6	1		1	8	7	7	7	7		1 2	6	4 5.83	6	4 583	
	54																	
	55	3	3				3			3	3					3	7 000	
	13	1	42	7	34	1	42	13	1	41	41	4		3	4 3.00	4	8 500	
		2	36	14	20	2	36	17		34	34	5		2	2 7.25	9	4 811	
		3	32	12	20		32	19	3	32	31	1	1 9	18	2 2.11	10	4 220	
		4	22	8	14		22	14	3	22	22	3		15	3 0.06	6	3 350	
		5	23	8	14	1	23	12	3	22	22	1		10	3 5.00	4	6 500	
		6	30	11	17	1	30	13	3	28	28	3		15	2 6.46	5	5 600	
		7	20	5	14		18	10		19	19	3		13	2 9.61	4	4 275	
		8	27	4	21		26	15		25	24	1		1	3 9.80	1		
		9	34	9	22		33	21	5	31	31	4		2	3 5.34	6	4 366	
		10	37	10	22		36	26	5	32	32	2		2	3 5.08	6	4 666	
		11	44	8	36		44	17	10	44	44	2		3	3 6.80	3	11 366	
		12	66	18	53	1	66	18	5	65	64	1		5	4 5.75	3	10 800	
		13	69	2	59		69	15	2	68	68	1		2	4 4.10	2	9 866	
		14	24	2	20		24	12	4	22	22	2		2	3 3.23	3		
		15	25	4	19		24	13		23	23	1		1	3 9.23	4	4 950	
		16	18	11	7		18	7		18	18	1	1 1	5	3 1.40	10	5 150	
		17	27	7	18		27	13		25	25	2		8	3 7.94	1		
		18	25	11	14		25	11		25	25	2		1	3 7.14	8	6 750	
		19	48	11	34	3	47	34	14	45	45	8		2	3 3	7	5 142	
		20	29	11	18		29	26	13	29	29	5		2	2 9.00	10	2 950	
		21	25	4	20		24	18	4	24	24	4	2 3	1 8	2 5.00	4	4 375	
		22	42	4	34		42	22	3	38	38	2	1	1 8	3 7.77	3	8 000	
		23	137	6	93	4	135	24		99	98	2		1	7 6.94	2		
24		105	10	89	3	100	21	1	99	99	3		9	3 3.31	4	10 000		
25		40		29		37	24	3	37	37	3		3	3 9.93	3	10 000		
26		44	4	31		41	29	2	35	35	2		2	3 7.59	1			
27		28	5	18		27	18	3	23	23	4	4	2 3	3 7.60	3	5 333		
28		28	5	18		23	16	4	24	24	8		2	3 4.23	1			
29		141	4	132		135	53	5	136	133	5		1	3 6.23	1			
30		109	2	94	3	98	67	4	96	96	3		2	3 9.46	1			
31		100	7	91		99	8	5	98	96			2	4 9.60	1			
32		7	2	4		6	2		6	6	1		4	6 5.00				
33		34	3	22		33	27	15	24	24	3		9	2 1.38	2			
34		53	9	33	10	53	41	4	42	42	5		4	2 3.54	8	5 100		
35		63	18	45	1	60	32	4	60	59	7		3	3 3.36	10	3 600		
36		44	11	29		44	19		40	39	1		1	3 4.09	7	7 357		
37		45	14	31		45	1		45	45			1	4 4.19	12	5 583		
38		22	8	14		22	22		22	22			1	4 0.25	7	6 428		
39		22	8	14		22	1		22	22			3	4 1.00	9	5 611		
40		13	10	3		13			13	13			1	4 7.31	10	7 270		
41		28	10	18		28			28	28			1	4 7.31	10	7 270		
42																		
43		57	21	35	1	54	23	2	56	54	3	1	3	3 7.36	14	6 250		
44		60	21	39		60	35	1	59	58	3		3	3 3.59	11	3 972		
45		44	19	20		40	6		39	38			2	4 2.60	10	5 900		
46		65	13	43		65	33	1	66	66	6		4	3 8.47	5	4 600		
47		55	7	42		51	22	3	49	49	7		4	3 3.34	2			
48		53	5	46		52	46		50	50	5		3	3 0.19	2			
49		33	3	25		33	22	1	32	32	1		1	3 4.93	1			
50		42	13	25		41	24		38	38			2	2 8.66	9	5 633		
51		60	16	39		59	34		56	55	7		4	3 3.23	9	5 177		
14		1	27	15	10	2	27			25	25			1	6 2.58	12	10 083	
		2	23	18	4	1	23			22	22			4	5 3.75	17	11 570	
		3																

<sup>1</sup>For renter-occupied dwelling units and vacant nonseasonal not dilapidated units, for rent.  
<sup>2</sup>For owner-occupied dwelling units and vacant nonseasonal not dilapidated units, for sale only.

HOUSING—BLOCK STATISTICS

Table 3.—CHARACTERISTICS OF HOUSING FOR CENSUS TRACTS, BY BLOCKS: 1950—Con.

Census tract	Block	All dwelling units by occupancy and tenure					All dwelling units by condition and plumbing facilities			Occupied dwelling units			Contract monthly rent <sup>1</sup>		Value <sup>2</sup> of one-dwelling-unit structures	
		Total	Owner occupied	Renter occupied	Vacant non-seasonal not dilap., for rent or sale	Other vacant and non-resident	Number reporting	No private bath or dilap.	No running water or dilap.	Total	Persons per room		Number reporting	Average monthly rent (dollars)	Number reporting	Average value (dollars)
											Number reporting	1.51 or more				
14	4	27	23	4		27			27	27		4	61.25	22	10,640	
	5	12	12			11			12	12				12	16,208	
	6	17	17			17			17	17				17	13,794	
	7	19	19			18			19	18				18	11,416	
	8	18	16	2		17			18	17		2		16	12,000	
	9	17	17			17			17	16				17	15,341	
	10	22	21	1		22			22	21				21	17,500	
	11	20	14	6		20			20	20		6	57.50	13	13,961	
	12	25	16	8		24			24	24		8	70.50	14	14,178	
	13	26	21	4	1	25			25	25		5	62.00	16	14,266	
	14	32	22	9	1	32			31	31		8	55.62	16	13,575	
	15	19	7	12		19	4		19	18		12	53.83	6	11,000	
	16	26	12	13	1	26	1		25	25		14	64.50	8	19,625	
	17	8	8			8			8	8				8	23,750	
	18	23	22	1		22			23	23		1		22	14,272	
	19	20	20			20			20	20				20	12,300	
	20	8	7		1	8			7	7		1		6	11,916	
	21	12	11	1		12			12	12		1		9	10,666	
	22	3	3			3			3	3				3	11,333	
	23	12	8	3		12		1	11	11		3	55.00	8	12,350	
	24	11	7	4		11			11	11		4	49.00	7	12,071	
	25	22	18	4		22			22	22		4	57.50	17	11,111	
	26	19	14	5		19			19	19		5	44.00	13	8,423	
	27	21	15	6		20			21	20		5	54.00	12	9,333	
	28	15	11	3	1	15			14	14		3	49.33	8	10,625	
	30	21	19	2		21			21	21		2		18	10,555	
	31	20	17	3		20		1	20	20		2		17	11,941	
	32	22	19	3		22			22	22		3	44.33	19	11,194	
	33	9	9			9			9	9				9	16,966	
	34	3	2		1	3			2	2		1		2		
	36	5	4			5			5	5		1		4	5,250	
	37	33	19	12		33		4	31	30		14	43.14	16	8,812	
	38	16	5	10		16		2	15	15		11	44.90	2		
	39	24	8	14		24		13	22	22		16	39.62	3		
	40	19	10	9		19		3	19	19		9	36.11	9	6,844	
	41	28	18	10		28		3	28	28		1	50.33	13	6,984	
	42	16	9	5		16		2	14	14		5	50.00	8	7,662	
	43	36	16	16		36		11	32	32		16	47.25	12	8,741	
	44	19	7	11		18		4	18	18		12	46.83	3	5,700	
	45	26	20	6		26		5	26	26		6	45.66	15	13,826	
	46	17	15	2		17		2	17	17		2		13	15,561	
	48	1				1			1	1						
	49	24	23	1		24			24	24		1		22	11,181	
	50	23	15	8		23			23	23		7	51.42	14	10,964	
	51	30	23	7		30		1	30	29		7	51.14	20	11,625	
	52	25	21	4		25		2	25	24		4	38.25	21	10,547	
	53	25	20	5		25		2	25	25		1	61.00	18	9,888	
	54	31	26	5		31		1	31	30		5	38.80	21	8,580	
	55	18	12	6		18			18	18		6	57.16	12	8,750	
	56	21	13	6		21		2	19	19		6	50.83	11	10,109	
	57	12	10	1		12			11	11		1		9	11,944	
	58	1				1			1	1						
	59	37	30	6	1	37		1	36	36		6	43.50	28	13,414	
	62	19	6	13		19			19	19		12	49.41	2		
	63	16	11	4	1	16			15	14		4	41.25	7	10,314	
	64	13	8	5		13			13	13		5	51.60	5	10,800	
	65	96	31	62		95		3	93	92		61	43.73	19	11,068	
	66	3	3			3			3	3				2		
	68	24	10	12	1	24		1	22	21		12	43.58	9	9,833	
	69	26	8	17		26		5	25	25		17	46.47	8	9,062	
	70	26	13	13		26		1	26	26		2	49.50	12	11,625	
	71	24	14	8	1	24			22	22		8	60.50	11	11,227	
	72	14	9	5		14			14	14		5	55.00	8	14,125	
	73	31	19	9	2	30		4	28	28		9	49.77	14	10,500	
	74	28	24	4		28		2	28	28		4	49.50	22	9,522	
	75	29	21	7		28			28	28		7	49.71	17	8,929	
	76	24	15	7	1	24		1	22	22		8	57.00	12	8,666	
	77	57	18	37	1	54			55	53		37	54.64	11	10,090	
	78	23	16	7		23		1	23	23		6	52.50	15	9,833	
	79	29	23	6		29			29	29		6	52.33	18	9,761	
	82	15	14	1		15			15	15		1		13	9,115	
	83	26	22	4	1	24		1	24	23		2		21	13,442	
	84	28	23	5		28			28	28		5	48.40	18	8,416	
	85	26	21	4	1	26		1	25	25		4	56.25	21	8,195	
	86	39	27	12		38		2	39	36		10	42.90	18	8,783	
	87	49	32	14		48		3	46	44		14	62.78	24	8,237	
	88	20	12	7		17		1	19	16		7	42.42	9	7,000	
	89	25	14	10	1	23			24	24		10	57.80	12	8,833	
	90	46	32	14		44			46	46		14	51.78	28	9,228	
	91	36	23	12	1	35			35	35		12	46.50	18	10,777	
	92	33	19	14		32		4	33	33		1	50.00	15	8,553	
	93	25	12	12		25		5	24	24		12	44.91	12	9,166	
	96	11	4	7		11			11	11		7	55.00	1		
	104	20	6	12		20		5	18	18		12	52.58	4	7,750	
	105	77	1	72		72			73	73		69	71.23			
	106	13	13			13			13	13		12	80.00			
		21	10	11		21			21	21		11	59.54	7	12,928	

<sup>1</sup>For renter - occupied dwelling units and vacant nonseasonal not dilapidated units, for rent.

<sup>2</sup>For owner - occupied dwelling units and vacant nonseasonal not dilapidated units, for sale only.



HOUSING—BLOCK STATISTICS

Table 3.—CHARACTERISTICS OF HOUSING FOR CENSUS TRACTS, BY BLOCKS: 1950—Con.

Census tract	Block	All dwelling units by occupancy and tenure					All dwelling units by condition and plumbing facilities			Occupied dwelling units			Contract monthly rent <sup>1</sup>		Value <sup>2</sup> of one-dwelling-unit structures			
		Total	Owner occupied	Renter occupied	Vacant non-seasonal not dilap., for rent or sale	Other vacant and non-resident	Number reporting	No private bath or dilap.	No running water or dilap.	Total	Persons per room		Number reporting	Average monthly rent (dollars)	Number reporting	Average value (dollars)		
											Number reporting	1.51 or more					Occupied by non-white	
16	6	4		4		4	2	2	4	4			3	32.33				
	7	56	2	54		56	21	2	56	56	2		54	41.53				
	8	165	9	132	16	8	164	82	52	141	140	14	1	143	33.97	1		
	9	14		14			14	4		14	14	1		10	42.00			
	10	53	3	46	4		48	12		49	47	3		48	39.47			
	11	1																
	12	25	1	24			24	23	1	25	24	5		24	32.29			
	13	116		102	4	10	107	105	94	102	91	11	2	103	21.33			
	14	60	3	57			55	49		60	58	11		54	25.75			
	15	11		11			9	8	1	11	11	1	1	10	31.70			
	16	10		10			10	10		10	10	3		10	33.60			
	18	22	9	12	1		22	7	1	21	21			12	38.33	7	5,385	
	21	7	6	1			7	1		7	7			1		6	4,083	
	22	20	8	11		1	20	17	3	19	19	1		11	28.81	4	9,200	
	23	20	4	16			20	9	2	20	20	1		16	30.81	2		
	25	5	1	4			5			5	5	1		4	27.25			
	28	1																
	29	8		8			8	5	1	8	6			6	30.00			
	30	160		134	4	22	154	154	140	134	134	28	1	131	21.43			
	31	32	1	31			29	25	2	32	30		2	29	22.44			
	33	1																
	36	12	1	11			10	6	2	12	10			10	47.00			
	37	1																
	38	12	1	9	2		11			10	9	1		11	41.54			
	39	5	3	2			5			5	5			2		3	5,000	
	40	14	4	10			14	5		14	14			10	40.00	3	5,833	
	41	30	6	24			30	17		30	30			24	34.45	4	6,000	
	42	15	3	10		2	15	12	10	13	13	5		10	30.30	4	3,833	
	43	3		3			3			3	3			3	26.33			
	44	1																
	45	1																
	47	12		9	3		12	11	2	9	9	2		11	29.72			
	48	1																
	49	51		51			49	21	16	51	50	1	1	50	49.04			
	50	57	1	56			54	1		57	54	1		52	51.76			
	54	33	1	31	1		29	2	2	32	30			27	41.44			
	55	24		24			23	19	14	24	24	1		22	24.50			
	56	35	3	32			33	13		35	34	5		31	44.45	1		
	57	51	3	47	1		51	32	3	50	50	1		47	36.00			
	58	27	2	25			26	20	3	27	27	1		24	33.66	1		
	61	14	4	9	1		14	4	2	13	13	1		10	43.50	1		
	62	1																
	63	31	4	24	3		31	20		28	28	1		27	32.88	4	5,000	
	64	17	2	15			17	7		17	17	2		13	33.53	2		
	65	17	1	15		1	16	8		16	16	1		15	25.73			
	17	1	7	1	5	1	7	4	2	6	6		2	6	30.83	1		
		2	10	5	5		9	7	2	10	10	2	3	4	21.00	4	4,275	
		3	2															
		4	4	1	3		4	4	4	4	4	1	3	3	10.33			
		5	34	6	26	1	1	34	19	5	32	32	2		27	31.92	4	5,625
		6	28	2	25		1	26	24	23	27	27	7	13	24	36.00		
		7	3		3			3	3	3	3	3			3	15.00		
		11	35	7	27		1	35	34	25	34	34	8		26	26.92	2	
		12	61	5	73	1	2	80	49	20	78	78	7	1	71	37.00	2	
		13	110	11	94	3	2	108	29	12	105	104	5		96	44.87	5	9,400
		14	53	6	46		1	51	18		52	48	1	1	41	44.17	2	
		15	3		3			3	3		3	3			3	43.33		
16		4	1	3			4			4	4			3	61.00			
21		13	4	9			12	6		13	13			9	33.00	3	6,166	
22		4	1	3			4	1		4	4			3	36.66	1		
26		1																
27		1																
28		13		13			12	7		13	13	2		12	42.50			
29		187	2	177	8		180	3	1	179	170			171	74.39			
30		32	3	29			31	29		32	30	3		29	28.03			
31		19	2	17			16	12	2	19	16	3		13	29.00			
32		11		11			11	11		11	11	3		10	41.00			
33		10		10			9	7		10	9	3		8	24.12			
35		15	1	14			15	13		15	15	1		14	22.85			
36		9	2	7			8	8		9	8	2		6	29.83			
37		1																
39		1																
41		4	1	3						4	1			1				
43		18	1	17			17			18	18	1	1	15	42.00	1		
44		13		13			13	5		13	13	1		12	46.66			
47		23	1	22			20	17	10	23	23	7		20	39.95			
50		1																
51		13	4	8		1	12	12	11	12	11	1		8	14.37	3	2,166	
52	7	5	2			7		5	7	5	2		2		4	3,300		
53	2																	
18	1	49	40	7	2	47	2	1	47	45	1	2	8	44.12	38	7,092		

<sup>1</sup>For renter - occupied dwelling units and vacant nonseasonal not dilapidated units, for rent.  
<sup>2</sup>For owner - occupied dwelling units and vacant nonseasonal not dilapidated units, for sale only.



Table 3.—CHARACTERISTICS OF HOUSING FOR CENSUS TRACTS, BY BLOCKS: 1950—Con.

Census tract	Block	All dwelling units by occupancy and tenure					All dwelling units by condition and plumbing facilities			Occupied dwelling units			Contract monthly rent <sup>1</sup>		Value <sup>2</sup> of one-dwelling-unit structures		
		Total	Owner occupied	Renter occupied	Vacant non-seasonal not dilap., for rent or sale	Other vacant and non-resident	Number reporting	No private bath or dilap.	No running water or dilap.	Total	Persons per room		Occupied by non-white	Number reporting	Average monthly rent (dollars)	Number reporting	Average value (dollars)
											Number reporting	1.51 or more					
18	2	4	2	2		4	2	2	4	4					2		
	3	2															
	4	6	5	1		6			6	6	1		1		5	7,760	
	5	15	13	1	1	15			14	14			1		13	7,500	
	6	12	12			12			12	12					12	7,333	
	7	8	8			8			8	8					8	7,375	
	8	8	6	1		7		1	7	7				1	6	8,166	
	9	16	14	2		16			16	16				1	14	6,271	
	10	13	12	1		13			13	13				1	12	6,491	
	11	15	11	4		15		2	15	15				4	10	5,670	
	12	9	8	1		9			9	9				1	5	5,360	
	13	13	8	5		13			13	13				1	5	7,400	
	14	17	11	6		16		2	17	16	1		1	6	10	5,650	
	15	31	16	14	1	30			30	30	1		1	4	12	6,333	
	16	24	20	4		24			24	24				4	20	6,813	
	17	23	16	7		23			23	23				7	13	6,266	
	18	23	16	7		23			23	23				7	12	6,566	
	19	27	19	8		26		1	27	26	1			6	16	6,811	
	20	20	14	6		20			20	20				6	14	6,553	
	21	37	14	23		37			37	36				2	11	6,181	
	22	44	16	28		42		1	44	42				2	12	6,750	
	23	11	7	4		10			11	11				4	5	6,000	
	24	8	5	3		7			8	7				2	3	5,000	
	25	34	13	19	2	33		10	32	31		2		1	11	5,409	
	27	69		65		69			65	65				6			
	29	3		1		3			3	1				1			
	30	43		41		43			41	41				4			
	31	66		60		64			60	60				2			
	33	43		34		38		3	40	35		2		3	1		
	34	27	6	25		27			25	24				2			
	36	43	7	32	1	43	23		39	37	9		1	2	2		
	37	53	4	47	1	53	39	2	51	51	4			4	1		
	38	44	20	24		43	10		44	44	4			4	13	4,800	
	39	32	16	14	2	30	13		30	30	1			1	11	7,018	
	40	41	20	20	1	41	15	1	40	40	4			4	13	6,869	
	41	54	13	38	2	54	20		51	51	4			4	7	6,428	
	42	72	20	47	2	72	38	4	67	67	6		1	4	9	7,111	
	43	56	19	36		49	15		55	54	4			3	6	5,983	
	44	26	12	14		26	4		26	26	2			2	9	6,255	
	45	36	26	9	1	33	4		35	33	1			1	19	6,263	
	46	31	7	22		29	2	2	29	28	1			2	4	5,250	
	47	6	1	4	1	6			5	5				5			
	48	41	21	19	1	40	3		40	39	1			1	20	5,150	
	49	37	19	16	1	37	10	5	35	35				1	13	7,392	
	50	43	26	17		43	8		43	42				1	23	6,717	
	51	23	18	4		23	4		23	22		1		1	16	7,206	
	52	32	24	6		31	3		30	29				1	15	7,146	
	53	28	17	11		27	3	1	28	28				6	12	7,958	
	54	39	20	19		39	5		39	39				1	16	7,718	
	55	35	19	14	2	33	6		33	31				3	15	7,500	
	56	48	17	31		48			48	48				3	12	5,825	
	57	16	1	14		15			15	15	1			4			
	59	18	9	5	1	18	1		14	14				6	8	5,437	
	60	32	11	20		31	7	1	31	31	3			1	8	6,312	
	61	3	2			3	2		2	2				3	1		
	62	39	18	21		29	4		39	38				2	10	5,700	
	63	25	14	11		25	1	1	24	24		1		1	11	8,363	
	64	41	14	25		41	16		39	39		3		2	9	8,888	
	65	58	15	38	4	57	29		53	53		1		4	8	6,444	
	66	70	15	48	6	69	44		63	62		2		4	8	5,625	
	67	25	13	11		24	5		24	23				10	11	5,500	
	68	51	13	37		51	25	1	50	50	2			3	6	5,416	
	69	48	14	31	3	46	17		45	43				2	13	5,900	
	70	39	6	28	4	39	15		34	34	2		1	4	4	6,000	
	71	20	2	15	1	20	13		17	17	3			1	5		
	72	40	6	27	2	39	22	6	33	32	3		1	1	1	4,060	
	73	32	1	28		32	24		29	29				3			
	74	46	3	41		44	17		44	44				4	40	3,956	
	75	41	3	34	4	41	17		37	37				3	8	3,984	
	76	26	5	20		26	13		25	25				2	2		
	77	24	4	20		24	11	1	24	24	1			1	2		
	78	21	9	11		21	7		20	20				1	2		
	79	17	8	9		17	8		17	17				1	5	5,777	
	80	36	6	29		35	2		35	34		2		2	3	5,600	
	81	36	8	26	1	33			34	31		2		2	4	6,433	
	82	15		15		15			15	15				2	5	6,000	
	83	29	7	21	1	28	11	2	28	28				1	5	8,500	
	84	39	20	18	1	39	3	1	38	38				1	14	7,392	
	85	34	11	22		34	4		33	33		3		2	10	5,900	
	86	38	13	24		38	6		37	37	1			2	9	7,177	
	19	1	25	21	2	25	1		25	23				3	20	9,710	
		2	25	19	6	25	1		25	25				6	17	10,676	
		3	24	17	7	23			24	23				6	15	12,333	
		4	4	3	1		4			4	4			1	2		
		5	3	3			3			3	3				3		8,000

<sup>1</sup>For renter - occupied dwelling units and vacant nonseasonal not dilapidated units, for rent.  
<sup>2</sup>For owner - occupied dwelling units and vacant nonseasonal not dilapidated units, for sale only.

HOUSING—BLOCK STATISTICS

Table 3.—CHARACTERISTICS OF HOUSING FOR CENSUS TRACTS, BY BLOCKS: 1950—Con.

Census tract	Block	All dwelling units by occupancy and tenure					All dwelling units by condition and plumbing facilities			Occupied dwelling units			Contract monthly rent <sup>1</sup>		Value <sup>2</sup> of one-dwelling-unit structures	
		Total	Owner occupied	Renter occupied	Vacant non-seasonal not dilap., for rent or sale	Other vacant and non-resident	Number reporting	No private bath or dilap.	No running water or dilap.	Total	Persons per room		Number reporting	Average monthly rent (dollars)	Number reporting	Average value (dollars)
											Number reporting	1.51 or more				
19	6	32	10	21	1	1	31		31	31		21	58.42	3	10.833	
	7	12		11			12		11	11		11	65.90			
	8	9	4	5			9		9	9		5	57.00	2		
	9	27	18	9			27	8	3	27		9	49.66	14	9.321	
	10	26	12	13	1		26	4		25		14	41.14	10	7.550	
	11	21	19	2			21			21		2	7.194	18	7.194	
	12	24	17	7			24			24		6	56.66	11	8.272	
	13	27	20	7			27	2	1	27		7	47.42	16	6.625	
	14	13	8	5	1	1	13			11		4	52.50	7	7.871	
	15	6	6				6			6				4	7.250	
	16	29	18	11			29	2		29		11	48.18	16	7.406	
	17	20	10	10			19			20		10	59.10	7	7.857	
	18	36	22	13	1		36	4		35		13	42.61	15	8.066	
	19	29	21	8			29	1		29		8	49.00	17	8.705	
	20	31	31	10			31	2		31		10	55.60	16	7.968	
	21	31	24	7			31	1		31		7	38.00	21	7.928	
	22	29	21	8			29			29		8	51.50	19	8.142	
	23	35	21	14			34	7		35		12	47.08	16	8.656	
	24	19	13	4	1	1	19	1	1	17		4	50.00	12	10.125	
	25	18	13	5			18			18		5	79.00	12	15.666	
	26	15	8	5	1	1	14	2	2	13		5	52.80	8	10.687	
	27	22	19	3			22			22		3	50.00	15	10.766	
	28	20	20				20			20				20	14.000	
	29	14	10	4			12			14		4	47.50	7	10.714	
	30	25	22	3			25	1	1	25		2		22	12.545	
	31	18	16	2			18			18		2		14	11.557	
	32	17	12	4	1		17	8		17		4		10	9.125	
	33	32	21	10	1		32	1		31		8	75.75	4	11.900	
	34	41	33	8	3		40			31		8	58.00	16	9.156	
	35		13	20	5					38		26	57.26	9	9.111	
	36	29	19	8	1	1	29	3		27		7	43.57	16	8.775	
	37	33	26	7			32			33		6	57.83	23	8.369	
	38	30	14	14	2		30	2		28		16	55.25	9	7.277	
	39	24	16	8			24			24		6	60.83	16	9.062	
	40	34	19	15	2		34	5		34		14	48.42	11	8.500	
	41	33	21	10			33	4		31		10	50.10	17	7.617	
	42	46	26	19	1		46	7		45		19	45.36	14	7.500	
	43	53	28	28	1		52	6		52		29	52.44	18	8.688	
	44	46	24	22	1	2	44	11	6	43		28	42.67	12	8.458	
	45	10	4	6			10	4		10		5	36.80	2		
	46	76	44	59	1	2	76	7		73		56	61.49	11	7.181	
	47	69	16	53			67			69		51	53.39	10	9.950	
	48	31	20	11			31	5	2	31		10	59.30	13	10.615	
	49	36	21	13	2		36	5		34		15	50.80	8	9.000	
	50	24	15	9			24	2		24		8	54.75	13	9.169	
	51	36	7	29			36	8		36		27	46.55	6	8.583	
	52	16	7	9	3		16	5	1	13		5	34.20	5	14.200	
	53	25	18	7			25	3		25		7	49.00	14	9.607	
	54	27	24	3			27			27		1		23	10.413	
	55	51	22	28	1		50	3		50		21	61.61	14	10.835	
	56	20	10	10			20	5		20		8	49.00	6	8.166	
	57	9	5	4			9			9		3	85.00	4	12.500	
	58	13	9	3		1	13			12		2		7	13.571	
20	1	9	9				9			9				8	17.500	
	2	26	22	4			25			26		4	63.75	21	11.309	
	3	20	16	3	1		19			19		3	45.33	17	12.617	
	4	16	16				16			16				16	14.125	
	5	16	16				15			16				16	16.343	
	6	16	17	7			23			24		7	59.28	12	15.708	
	7	24	15	4	1		20			20		4	44.25	15	11.460	
	8	21	15	2	1		23			22		2		18	12.055	
	9	16	16	2			18			18		2		14	15.392	
	10	22	20	2			22	1	1	22		2		18	12.211	
	11	18					18			18						
	12	22					22			22						
	13	18	14	3		1	18			17		2		14	14.178	
	14	21	21				20			21				19	12.684	
	15	6	5	1			6			6				5	18.400	
	16	9	9				9			9				7	22.142	
	17	18	16	2			18			18				13	25.230	
	18	28	16	10	2		28	6		26		12	43.00	13	16.923	
	19	17	16	1			17			17		1		16	15.125	
	20	24	22	2			24			24		1		21	13.609	
	21	19	19				18			19		2		19	16.421	
	22	18	17	1			18	1	1	18				17	18.000	
	23	4	4				4			4				4	56.250	
	24	7	7				7			7				7	24.571	
	25	10	10				10			10						
	26	30	28	4			30			30		3	63.33	10	23.300	
	27	23	23				23			23				24	13.250	
	28	19	19				19			22				22	13.318	
	29	13	13				13			13				19	13.910	
	30	13	10	3			13			13		2		11	20.136	
	31	12	9	2		1	12			11		2		10	17.400	
	32													8	16.837	
	33	17	17				17			17				17	14.058	

<sup>1</sup>For renter - occupied dwelling units and vacant nonseasonal not dilapidated units, for rent.  
<sup>2</sup>For owner - occupied dwelling units and vacant nonseasonal not dilapidated units, for sale only.

Table 3.—CHARACTERISTICS OF HOUSING FOR CENSUS TRACTS, BY BLOCKS: 1950—Con.

Census tract	Block	All dwelling units by occupancy and tenure					All dwelling units by condition and plumbing facilities			Occupied dwelling units			Contract monthly rent <sup>1</sup>		Value <sup>2</sup> of one-dwelling-unit structures		
		Total	Owner occupied	Renter occupied	Vacant non-seasonal not dilap., for rent or sale	Other vacant and non-resident	Number reporting	No private bath or dilap.	No running water or dilap.	Total	Persons per room		Number reporting	Average monthly rent (dollars)	Number reporting	Average value (dollars)	
											Number reporting	1.51 or more					Occupied by non-white
20	34	20	18	2					20	20	1				18	14,305	
	35	21	20	1					21	21					18	15,472	
	36	15	10	5					15	15			5	104.60	9	18,111	
	37	15	12	3					14	15			2		10	20,850	
	38	11	11						11	11					7	24,142	
	39	16	15	1					16	16			1		13	26,307	
	40	15	14	1					15	15			1		14	21,857	
	41	18	18						18	18					18	18,861	
	42	17	16	1					17	17			1		15	15,333	
	43	25	19	6				2	25	25		2	6	583.33	17	16,352	
	44	16	15	1					16	16			1		14	18,928	
	45	16	16						16	16					16	18,750	
	46	22	12	10					22	22			8	818.7	8	16,500	
	47	12	10	2					12	12			1		8	24,062	
	48	14	11	3					14	14	1		3	97.00	8	19,250	
	49	23	18	4		1			23	20			2		15	18,100	
	50	21	19	2			1		21	21		1	2		17	12,823	
	51	12	10	1	1				12	11			2		9	13,333	
	52	8	8						7	8					6	23,166	
	21	2	9	8		1			9	8					8	13,437	
		3	8	6		1			8	7			1		5	16,700	
		4	36	1	35				36	36			35	764.2	1		
		5	23		22	1			23	22			23	76.08			
		6	16	10	5	1			15	15	1		6	46.56	9	15,166	
		7	16	15	1			1		16	16		1		14	16,000	
		8	20	18	2					20	20			2		17	11,500
		9	20	19	1					20	20			1		19	15,263
		10	44	40	4					44	44			40	664.2	1	
		11	26	21	5					26	26			21	54.00		
		14	12	10	2					12	12	1		2		10	13,150
		15	10	9			1			10	9					8	11,750
		16	8	8						8	8					8	19,812
17		7	7						7	7					7	20,857	
18		20	20						19	20					20	14,075	
19		17	17						17	17					17	15,852	
20		20	20						20	20					20	14,300	
21		17	17						17	17					17	14,117	
22		35	35						35	35					34	16,235	
23		4	4						4	4					4	20,875	
24		10	10						10	10					10	22,150	
25		3								2					2		
26		2	2			1			3	2							
28		1															
29		14	9			5			14	9					9	19,111	
30		20	19				1		20	19					18	17,250	
31		20	20						20	20					20	17,100	
32		22	22						22	22					22	17,318	
33		17	16	1					17	17			1		16	19,562	
34		15	13	1	1				15	14					13	19,415	
35		22	21	1					21	21			1		19	16,431	
36		21	20	1					21	21			1		20	12,950	
37	8	8						8	8					8	10,750		
38	29	11	17	1				29	28	1		17	63.52	8	13,250		
39	26	23	3					26	26			3	53.33	22	13,000		
40	13	12	1					13	13			1		10	16,000		
41	22	20	2					22	22			2		19	18,947		
42	20	18	2					20	20			2		16	17,187		
43	18	16	2					18	16			2		16	20,012		
44	19	19			2			19	19					19	16,631		
45	22	21	1					22	22	1		1		21	17,571		
46	24	19	2	1	2			23	21			1		18	22,194		
47	4	2	2					4	2			1		1			
48	3	3						3	3					3	25,333		
49	2																
50	1								6					6	25,583		
51	7	6						7	6					8	24,687		
52	8	8			1			8	8					8	20,583		
53	14	14						14	13					12	20,583		
54	14	13	1					12	14			1		13	23,807		
55	19	18	1					19	19			1		18	19,194		
56	17	17						17	17					17	19,264		
58	1																
59	14	10	4					14	14			4	57.50	8	11,762		
60	33	25	8					33	33			8	84.37	25	12,288		
61	27	25	2					27	27			2		23	14,339		
62	21	19	1	1				21	20			2		18	12,888		
63	17	15	1	1				17	16			1		14	15,285		
64	11	10						11	9					10	22,800		
65	1				1												
66	32	28			1	3		32	28					28	20,910		
67	5				1			5	4								
68	25	23	2					21	25			2	77.00	18	14,611		
69	14	14						14	14					14	15,928		
70	39	28	11					35	39			9	47.88	26	15,038		
71	55	31	24					53	55			22	57.63	31	14,080		

<sup>1</sup>For renter-occupied dwelling units and vacant nonseasonal not dilapidated units, for rent.  
<sup>2</sup>For owner-occupied dwelling units and vacant nonseasonal not dilapidated units, for sale only.

HOUSING—BLOCK STATISTICS

Table 3.—CHARACTERISTICS OF HOUSING FOR CENSUS TRACTS, BY BLOCKS: 1950—Con.

Census tract	Block	All dwelling units by occupancy and tenure					All dwelling units by condition and plumbing facilities			Occupied dwelling units			Contract monthly rent <sup>1</sup>		Value <sup>2</sup> of one-dwelling unit structures	
		Total	Owner occupied	Renter occupied	Vacant non-seasonal not dilap., for rent or sale	Other vacant and non-resident	Number reporting	No private bath or dilap.	No running water or dilap.	Total	Persons per room		Number reporting	Average monthly rent (dollars)	Number reporting	Average value (dollars)
											Number reporting	1.51 or more				
21	72	66	30	36					66	66		35	5 4.82	30	13 226	
	74	15			4	11			14			1				
	75	6	3			3			6	3				3	28 433	
22	1	1							11	11		3	13 3.33	8	18 750	
	2	11	8	3					12	13				13	24 183	
	3	14	13						14	14	1			11	27 363	
	4	14	13	1					14	14		1		13	27 363	
	5	36	22	13		1			35	35		13	6 3.23	18	19 134	
	6	56	27	29			1		56	56		27	6 6.85	12	16 375	
	7	18	11	7					18	18		6	7 5.00	7	14 714	
	8	23	16	7		1			22	22		5	6 4.00	13	14 230	
	9	9	4	5					9	9		4	4 3.75	2	14 230	
	10	13	11	2					13	13		4		9	17 277	
	11	10	6	4					10	10		4	5 3.50	6	17 833	
	12	46	39	7	1				45	42		5	4 8.00	32	12 937	
	13	9	5	4					9	9		4	7 1.25	5	11 700	
	14	29	22	7		2			29	28		7	6 3.00	13	14 692	
	15	38	26	12		1			37	35		10	4 5.60	20	14 765	
	16	15	13	2					15	15		1		12	17 416	
	17	22	21	1					22	21		1		21	21 922	
	18	25	24	1		1			24	24				24	24 020	
	19	20	19	1					20	19		1		16	19 156	
	20	14	13	1					14	13	1			13	18 461	
	21	14	13	1					14	13	1			13	18 461	
	22	40	27	13					39	40		12	6 3.91	20	13 060	
	23	23	19	4	1				22	21		2		15	16 866	
	24	18	17	1					18	16		1		16	15 877	
	25	10	10						10	10		3		9	16 277	
	26	13	9	4					13	11		4	8 7.50	6	12 833	
	27	11	9	2					11	11		2		8	12 512	
	28	26	18	8					26	25		8	7 1.75	16	9 917	
	29	21	17	4		1			20	19		3	7 1.66	13	12 153	
	30	25	21	4					24	24		4	3 7.75	17	14 470	
	31	28	16	12					28	27		12	5 5.91	14	15 892	
	32	32	24	8					32	32	1	6	6 0.00	19	15 210	
33	32	21	11					32	32	2	10	7 4.50	13	15 061		
34	17	16	1					17	16		1		15	19 000		
35	5	5						5	5		5		5	21 000		
36	15	14	1					15	14		12		5	24 075		
37	13	8	5					12	12		5	10 0.00	5	24 800		
38	7	7						7	7		7		7	14 185		
39	17	10	6		1			16	16		6	9 7.50	7	20 071		
40	12	11	1	1				11	11		12	5 9.16	7	20 071		
41	12	11	1	1				11	11		12	5 9.16	7	20 071		
42	12	11	1	1				11	11		12	5 9.16	7	20 071		
43	17	15	2					16	16		1		15	11 493		
44	22	19	3	1				22	22		3	8 0.00	16	14 812		
45	28	14	13					27	27		13	6 8.30	11	12 954		
46	29	19	10		1			29	29		8	5 9.87	17	11 370		
47	25	19	6					25	25		6	6 6.83	17	10 029		
48	33	14	17		2			31	31		17	5 2.11	10	9 450		
49	20	7	11		2			19	18		11	5 5.27	6	13 916		
50	22	10	12					22	22	1	12	5 5.00	8	11 825		
51	12	9	3					12	12		3	8 8.33	7	10 225		
52	12	6	5		1			10	10	1	4	6 5.00	3	14 866		
53	20	16	3		1			18	18		3	5 7.66	13	12 192		
23	1	20	16	3				20	19		2		14	11 392		
	2	30	19	11		1		30	30	1	11		12	11 791		
	3	44	19	25				44	44		25	5 1.64	13	10 000		
	4	119	87	30	1	1		107	117	1	28	6 2.35				
	5	26	8	18				26	26	2	18	5 7.94	5	9 100		
	6	25	20	5				25	25		4	4 6.75	20	9 800		
	7	26	17	9		1		26	25		9	6 0.66	13	11 446		
	8	26	16	8		1		24	24		4	6 0.66	13	11 446		
	9	26	16	8		2		24	24	2	7	6 3.14	9	7 944		
	10	56	18	37		1		56	55		37	5 1.40	15	9 333		
	11	56	23	33		1		53	55	2	30	4 7.56	16	8 827		
	12	50	18	31	1			42	49		25	5 5.28	5	7 500		
	13	35	11	23				35	34	4	18	4 8.22	9	7 222		
	14	1														
	15	36	17	17		1		36	34	5	17	4 7.52	11	7 454		
	16	22	15	7		1		22	21		7	4 0.85	11	8 816		
	17	29	12	17				25	29		15	4 6.26	10	6 450		
	18	24	21	3				24	23		2		20	8 100		
	19	30	21	9	1			28	30	3	7	5 0.85	16	8 222		
	20	27	24	3				27	27		3	4 6.66	21	8 422		
21	32	24	8				32	32	2	6	4 5.66	23	8 732			
22	27	19	7		1		27	26	2	7	4 0.28	19	9 405			
23	28	19	9		1		28	27	2	7	7 0.00	18	9 333			
24	27	18	9		1		27	26		7	7 5.42	17	8 552			
25	15	11	4				15	15		4	7 3.75	10	11 600			
26	17	13	4				17	17	1	4	5 2.50	13	13 012			
27	25	21	4				25	25		3	6 3.33	20	10 525			
28	23	20	3				22	23		3	5 7.33	20	9 775			
29	30	22	8				29	30		7	5 2.85	18	10 177			

<sup>1</sup>For renter-occupied dwelling units and vacant nonseasonal not dilapidated units, for rent.  
<sup>2</sup>For owner-occupied dwelling units and vacant nonseasonal not dilapidated units, for sale only.

Table 3.—CHARACTERISTICS OF HOUSING FOR CENSUS TRACTS, BY BLOCKS: 1950—Con.

Census tract	Block	All dwelling units by occupancy and tenure					All dwelling units by condition and plumbing facilities			Occupied dwelling units			Contract monthly rent <sup>1</sup>		Value <sup>2</sup> of one-dwelling-unit structures		
		Total	Owner occupied	Renter occupied	Vacant non-seasonal not dilapid., for rent or sale	Other vacant and non-resident	Number reporting	No private bath or dilap.	No running water or dilap.	Total	Persons per room		Occupied by non-white	Number reporting	Average monthly rent (dollars)	Number reporting	Average value (dollars)
											Number reporting	1.51 or more					
23	30	21	16	5					21	21			5	47.00	15	8,993	
	31	30	18	12				30	30	1		10	44.20	17	7,311		
	32	25	19	6				25	25			6	51.16	18	8,450		
	33	26	21	5				26	26			5	50.00	21	8,004		
	34	24	24		1			24	24	1			2	24	9,283		
	35	28	24		1	2		28	28				2	20	8,275		
	36	26	19	7				26	26				6	50.50	13	8,423	
	37	28	19	9				28	28				7	51.14	13	7,500	
	38	32	22	10				32	32			1	10	46.40	20	7,175	
	39	40	12	26				40	38				28	46.25	11	8,481	
	40	30	18	10				30	28			1	9	37.77	14	8,607	
	41	28	22	6				28	28				5	55.00	18	8,277	
	42	21	17	4				21	21				4	57.50	14	8,714	
	43	24	19	4		1		24	23				4	53.00	19	9,526	
	44	26	21	5				26	26				4	37.50	19	7,957	
	45	26	20	5		1		26	25				5	54.40	19	7,621	
	46	24	20	4				24	24				9	43.75	19	10,526	
	47	29	18	9		1	1	29	27				9	58.77	17	8,605	
	48	26	21	5				26	25				5	52.20	21	7,876	
	49	26	20	4		1		26	24				5	59.00	19	9,289	
	50	26	21	5				26	26			1	4	39.50	20	9,300	
	24	1	35	10	25			35	31					22	45.31	7	6,642
		2	31	7	22		2	31	29					23	41.17	3	10,000
		3	47	14	32		1		46	46		2		32	68.00	9	7,444
		4	54	5	47				52	50				48	53.14	1	
		5	49	14	34		1		48	47				3	63.03	12	13,000
		6	28	25	3				28	28				4	48.33	24	12,187
		7	17	13	4				17	17				4	45.50	10	13,350
		8	29	25	4				29	29				4	53.00	25	11,052
		9	16	13	3				16	16				2	54.00	11	12,454
		10	40	28	17		1		39	39				16	54.37	18	14,500
		12	38	18	20				38	38				20	49.10	15	12,666
		13	75	17	51		6	1	73	67		2		26	57.25	12	12,291
		14	71	8	59		3		68	67				2	53.14	2	
15		46	7	39				45	46		1		3	54.17	4	7,875	
16		39	2	35		1		38	38				3	60.38	1		
17		29	26	3				29	28		1		2	92.26	5	10,400	
18		8	3	5				8	8				5	82.00	3	5,500	
19		1						1	1				12	57.83	4	8,000	
20		18	5	12				17	16				19	59.94	1		
21		21	2	13		6		21	15				3	60.66	2		
22		40	4	33		3		40	37		2		36	58.54	8	10,712	
23		96	6	81		1		93	90		1		85	41.50	4	7,625	
24		10	8	3				10	9				4	8	8	11,687	
25		8	8					8	8				1	8	19	9,526	
26		20	19	1				20	20				1	1	23	9,426	
27		24	23	1				24	24				2	2	11	7,863	
28		13	11	2				13	13				2	2			
25		1	33	6	24		2	30	9	1				21	39.61	4	9,750
		2	17	2	15			16	17				14	39.21	1		
		3	33	9	21		1	2	27	16	6		20	37.70	3	10,833	
		4	14	2	11				14	13			12	37.00	1		
		5	55	7	36		3		54	48			44	33.86	4	4,825	
		6	28	4	23				28	27			24	34.62	1		
		7	7	2	5				6	6			5	34.60	1		
	8	14	5	8				13	13			8	29.62	4	5,500		
	9	35	9	24		1		35	33			26	39.30	7	4,500		
	10	47	16	30		1		46	46			31	38.38	8	5,150		
	11												21	37.52	8	6,937	
	12	44	21	20		1		43	41			24	38.33	6	5,500		
	13	37	12	24				34	36			6	31.16	7	8,142		
	14	14	8	6				13	14			27	39.81	3	7,166		
	15	41	10	30		1		40	40				16	42.62	11	6,818	
	16	1											19	45.42	15	6,326	
	17	38	16	19		3		39	38			15	44.33	13	5,884		
	18	42	16	22		4		42	42			27	39.88	7	4,842		
	19	36	16	17		3		35	33			14	33.71	6	7,416		
	20	43	14	26		1		43	40			4	14	9	4,155		
	21	27	9	16		1		27	25			1	13	30.00	8	4,562	
	22	29	18	9		1		29	27			1	9	31.88	9		
	23	33	17	13		1		32	30			5	9				
	24	11	9					11	10				2				
	25	1											2				
	26	5											24	33.16	7	6,285	
	27	39	12	25		1		36	36			1	15	45.93	17	6,794	
	28	38	21	15		2		37	33			1	6	43.33	6	6,833	
	29	13	7	6				13	13				15	39.20	13	6,230	
	30	30	15	15				30	33			1	15	39.46	15	5,720	
	31	25	20	4		1		25	24			1	5	41.00	18	5,888	
	32	30	21	8		1		30	29				9	52.00	17	5,705	
	33	20	11	6				20	17				7	45.71	8	6,125	
	34	52	28	23		1		52	51				21	45.52	24	6,791	

<sup>1</sup>For renter - occupied dwelling units and vacant nonseasonal not dilapidated units for rent.  
<sup>2</sup>For owner - occupied dwelling units and vacant nonseasonal not dilapidated units, for sale only.

HOUSING-BLOCK STATISTICS

Table 3.—CHARACTERISTICS OF HOUSING FOR CENSUS TRACTS, BY BLOCKS: 1950—Con.

Census tract	Block	All dwelling units by occupancy and tenure					All dwelling units by condition and plumbing facilities			Occupied dwelling units			Contract monthly rent <sup>1</sup>		Value <sup>2</sup> of one-dwelling-unit structures	
		Total	Owner occupied	Renter occupied	Vacant non-seasonal not dilap. for rent or sale	Other vacant and non-resident	Number reporting	No private bath or dilap.	No running water or dilap.	Total	Persons per room		Number reporting	Average monthly rent (dollars)	Number reporting	Average value (dollars)
											Number reporting	1.51 or more				
25	35	44	24	17	3	44	12	1	41	41	2	15	41.33	21	5,847	
	36	20	12	8		20	4		20	20	2	8	31.00	5	4,700	
	37	17	13	3	1	17	3		16	16	1	3	42.00	11	7,318	
	38	35	12	18	5	35	16		30	30	2	23	40.73	8	5,900	
	39	28	11	16	1	28	14	2	27	27	2	16	37.31	7	5,357	
	40	15	4	11		15	7	1	15	15	1	11	35.36	3	3,700	
	41	17	7	10		17	4		17	17	2	10	39.40	4	3,750	
	42	24	14	9	1	24	9		23	22	2	10	32.70	11	6,181	
	43	25	11	13	1	25	9	1	24	24		14	42.14	9	5,688	
	44	23	10	13		23	4		23	23	1	12	34.58	7	5,628	
	45	28	17	8	3	28	1		25	25		10	43.30	14	6,571	
	46	35	15	18	2	35	7		33	33	3	20	44.75	11	6,700	
	26	1	13	1	12		12	9	8	13	13	1	12	281.6		
		2	16	4	32		36	26	13	36	36	1	32	34.31	1	
3		16	1	15		16	10	7	16	16	4	14	33.07	1		
4		22	1	14	5	22	18	12	15	15		18	41.88			
5		24	2	22		24	1		24	24		22	39.81	1		
6		9	3	94	2	90	9		97	94	1	93	43.52	1		
7		7		7		6	6	6	7	7	1	7	16.57			
8		29	1	27	1	29	7		28	28	1	28	41.89			
9		52	5	47		52	24	11	52	52	1	46	33.50	2		
10		22	5	113	4	118	24	2	118	116	2	114	42.99	1		
11		58	4	47	5	54	19	2	51	48	4	49	44.53	1		
12		49	8	39	2	49	3		47	47	2	41	39.70	2		
13		125	7	113	3	121	61	27	120	118	6	113	33.85	1		
14		26	2	21	2	25	23		23	23	5	22	34.86	1		
15		19	3	13	1	19	15	4	16	16		13	35.69			
16		37	5	32		37	24	5	37	37	2	30	35.06	2		
17		39	2	33	3	36	31		35	33		33	35.63			
18		21	3	18		21	15	10	21	21	1	16	35.93	1		
19		51	3	45	2	50	10		48	47	2	43	41.74	2		
20		37	5	31	1	36	9		36	35	2	31	36.64	1		
21		20	7	11		20	8	4	18	18	2	11	31.27	5	5,900	
22		13	3	10		13	5		13	13		9	28.33	2		
23		11	7	6		11	3	1	13	13		5	37.40			
24		29	5	22		29	7		27	27		20	38.10	2	6,500	
25		86	18	61	4	80	24	1	79	75	2	62	39.41	6	6,833	
26		37	15	22		36	9		37	36	2	21	39.95	9	5,922	
27		59	8	45	3	58	20		53	53	1	46	40.71	4	8,000	
28		79	4	68	3	78	46	14	72	72	4	70	42.01	2		
29		38	11	22	2	37	20	18	33	33	2	24	46.37	5	5,500	
30		16	4	10		16	15	13	14	14	1	9	33.1	3	3,766	
31		33	3	28	2	33	32	19	31	31	4	30	32.73	1		
32		41	8	32		39	25	2	40	40		32	38.84	1		
33		67	12	54	1	66	35	9	66	66	2	55	42.40	3	6,333	
34		72	23	46	1	70	17	11	69	68		47	46.21	17	6,488	
35		32	13	18	1	31	4		31	30	1	19	47.47	10	5,100	
36		38	8	26	2	37	12	4	34	34		28	36.46	5	5,800	
37		27	12	15		20	9	2	27	27	1	14	43.42	8	4,875	
38		27	12	14	1	26	8	1	26	26	1	13	43.00	8	6,750	
39		51	18	28	5	45	5		46	42	1	30	45.93	8	7,437	
40		32	11	21		29	8		32	32	1	18	44.33	8	6,062	
41	44	11	31		43	9	2	42	42		31	42.22	4	7,325		
42	31	13	18		31	9	4	31	31	1	15	39.53	8	5,875		
43	28	13	15		28	9	2	28	28		13	42.53	10	5,220		
44	31	5	17		31	7		30	30	1	15	32.86	9	5,444		
45	40	8	30	2	40	17	9	38	38		31	40.29	3	6,600		
46	21	8	11	1	21	4		19	19		12	41.08	5	6,500		
47	41	15	23		39	12	7	38	36	1	22	40.54	10	4,720		
48	35	16	18	1	31	9	2	34	31	2	16	42.12	8	6,500		
49	33	11	21	1	32	17	1	32	32	1	20	41.70	7	5,857		
50	30	8	12		29	8	4	30	30	1	12	40.91	13	5,846		
51	29	12	17		29	13	7	29	29	3	17	43.29	5	3,800		
52	8	5	2	1	8	2		7	7		3	45.00	4	5,000		
53	14	10	4		12	4		14	14		3	51.33	9	6,444		
54	22	19	3		22	2		22	22		2		18	7,444		
55	44	12	31	1	43	20	10	43	43	1	31	44.93	10	7,100		
56	40	12	26	2	37	10		38	37		24	42.95	6	5,575		
57	35	13	22		30	8		35	35	3	18	41.83	8	7,216		
58	36	8	27	1	35	21	3	35	35	1	26	41.42	5	5,900		
59	50	9	35	5	46	13	8	44	43	2	38	42.68	1			
60	41	13	28		41	15	7	41	41	1	28	37.28	8	6,250		
61	26	16	10		26	7	2	26	26		10	38.90	11	6,409		
27	1	58	3	41	5	57	32	32	44	44	6	41	39.04	3	8,566	
	2	24	5	18		22	12	8	24	23		18	44.61	5	6,800	
	3	10	5	4		10	1		9	9		4	51.25	2		
	4	14	6	5	3	14	5	5	11	11		5	35.60	6	9,283	
	6	16	4	9		16	10	9	13	13	2	8	34.50	3	6,000	
	10	17	2	13	3	17	8	8	15	15		13	44.38	3		
	11	12	5	7		12	3	1	12	12		7	28.71	3	5,166	
	12	21	7	13	1	21	5	1	20	20		14	34.07	3	9,200	
	13	12	4	7	1	12	2		11	11	1	7	52.57	3	12,000	

<sup>1</sup>For renter-occupied dwelling units and vacant nonseasonal not dilapidated units, for rent.  
<sup>2</sup>For owner-occupied dwelling units and vacant nonseasonal not dilapidated units, for sale only.

Table 3.—CHARACTERISTICS OF HOUSING FOR CENSUS TRACTS, BY BLOCKS: 1950—Con.

Census tract	Block	All dwelling units by occupancy and tenure					All dwelling units by condition and plumbing facilities			Occupied dwelling units			Contract monthly rent <sup>1</sup>		Value <sup>2</sup> of one-dwelling-unit structures			
		Total	Owner occupied	Renter occupied	Vacant non-seasonal not dilap., for rent or sale	Other vacant and non-resident	Number reporting	No private bath or dilap.	No running water or dilap.	Total	Persons per room		Number reporting	Average monthly rent (dollars)	Number reporting	Average value (dollars)		
											Number reporting	1.51 or more					Occupied by non-white	
27	14	46	10	34		2	46	15	6	44	44	5	1	31	44.48	7	6,071	
	15	27	15	11	1		26	7		26	26	1		12	37.25	8	6,750	
	16	22	12	10			21	7		22	22			10	34.90	10	8,300	
	17	19	11	7		1	19			18	18			7	35.85	9	9,388	
	18	25	6	18		1	24	11	11	24	24			18	37.72	5	8100	
	19	24	5	16	1	2	23	9	5	21	21	1	1	16	41.00	5	8,600	
	20	31	16	14		1	31	19	16	30	30			13	39.07	11	6,807	
	21	29	12	15		2	28	17	13	27	27			14	36.35	11	8,354	
	22	27	14	13			27	10	16	27	27	2	2	13	34.30	11	8,354	
	23	67	25	38	3	1	64	34	2	63	62	5	5	35	45.14	17	8,764	
	24	34	7	23	4		32	21		30	29	1		23	36.17	3	9,833	
	25	38	9	25	1	3	36	9		34	34			25	45.32	7	8,214	
	26	33	9	24			32	14		33	33	1	1	22	41.36	6	7,500	
	27	39	13	21	5		38	5		34	33			24	39.20	9	7,333	
	28	31	16	12	3	3	30	5		28	28	2	2	14	46.85	11	7,236	
	29	68	32	32	4	4	64	24	4	64	63	2	2	35	39.88	25	7,188	
	30	43	27	14	2	2	42	15		41	41			15	36.46	21	7,080	
	31	32	12	19		1	31	10	1	31	31	6	6	20	38.35	9	7,555	
	32	26	7	18	1		25	13		25	24			14	40.50	2		
	33	43	11	29	3	3	42	23		40	40	3	3	29	40.17	8	6,750	
	34	41	7	29	5		36	21		36	35	2		33	34.12	3	8,000	
	35	24	16	8			22	5		24	24	3	3	8	39.25	14	7,071	
	36	1																
	37	9	5	4			9			9	8			4	48.75	3	5,333	
	38	8	3	5			7	1		8	8			1	38.25	2		
	39	3	2	2			3			3	3			1		2		
	40	17	12	5			17	3	3	17	17			5	35.00	12	6,791	
	41	26	13	13			26	4		26	26			11	43.09	8	8,187	
	42	32	15	15		1	31	11	1	30	30	2	2	15	38.20	11	5,590	
	43	50	22	26	2	2	50	20		48	48	3	3	26	38.11	17	7,470	
	44	40	27	12	1	1	40	6		39	39	1	1	12	79.41	21	6,052	
	45	30	15	14		1	29	7		29	29	2	2	14	30.50	14	6,285	
	46	26	14	11	1	1	25	7		25	25			11	42.54	11	7,118	
	47	19	15	4			18	4	4	19	19	1	1	3	35.33	13	6,000	
	48	34	15	16		3	34	6	15	33	31			14	49.42	13	6,153	
	49	25	14	9	2		25	2	1	23	23	3	3	10	46.40	11	5,818	
	50	17	12	4		1	17	2	1	14	14			4	40.25	9	7,666	
	51	15	7	7		1	15	5		14	14	1	1	7	50.71	6	8,250	
	52	6		5			6	1		6	6			5	34.00	1		
	53	2	1				2			2	2							
	54	22	14	8		1	21	7	7	19	22	2		6	32.16	10	4,820	
	55	20	16	3		1	19	3		19	19			1		16	6,912	
	56	26	11	14	1	1	26	6	4	25	25			13	40.69	8	5,937	
	57	28	19	8		1	27	9	7	27	27	4	4	8	36.37	14	5,835	
	58	18	12	6			18	3		18	18	2	2	5	33.40	11	5,827	
	59	24	14	7	1	2	24	1		21	21	1	1	8	49.12	13	6,938	
	60	26	18	8			26	10	4	26	26	2	2	8	40.37	11	6,318	
	61	19	15	4			19	3	1	19	19			4	40.25	15	6,473	
	62	2					2			2	2							
	63	2					2			2	2							
	64	5	1	3	1		5	5	5	4	4	3		4	32.50	1		
	65	4		2		2	4	4	4	2	2	1		2				
	66	2					2			2	2							
	28	1	27	20	5	2	27	6		25	25	1		5	39.40	16	4,856	
		2	20	14	5		20	2	1	20	20	2		5	34.00	11	5,209	
		3	22	16	5	1	22	1		21	21			5	37.20	15	5,533	
		4	22	17	5		22			22	22			4	42.50	13	6,084	
		5	37	20	15	2	37	8		35	35			16	34.06	18	6,383	
		6	33	20	13		33	4		33	33			13	35.84	19	6,657	
		7	33	20	13		33	4		35	35			15	31.60	17	7,176	
		8	35	20	15		35	1		35	35			5	48.40	9	7,333	
		9	15	10	5		15			15	15			5	45.00	20	6,705	
		10	29	22	5	1	29	1		27	27	1		5	45.00	20	6,705	
11		26	19	6	1	26	5		25	25	1		7	39.28	15	7,400		
12		29	21	8		29	2		29	29			7	41.00	17	7,423		
13		31	18	13		31	4		31	31	1		11	43.63	15	7,100		
14		33	22	10	1	33	3	1	32	32			10	40.60	21	7,785		
15		29	19	10		29	5		29	29			10	43.70	14	7,428		
16		26	18	8		26	2		26	26			8	39.87	16	6,987		
17		39	15	24		39	8		39	39	1		8	37.73	11	7,500		
18		26	18	8		26	8		26	26			8	53.00	13	7,230		
19		26	18	8		26	8		26	26			13	42.00	9	6,722		
20		26	11	14	1	26	5	1	26	26			4	33.25	2			
21		9	5	4		9			9	9	1		15	38.93	13	7,884		
22	30	14	15	1	30	5		29	29	1		3	31.00	7	8,714			
23	13	9	3	1	13	9	3	1	12	12			3	21.33	5	8,000		
24	9	6	3		9	6		9	9	1		1		3	7,333			
25	6	5	1		6			6	6			8	45.62	15	8,166			
26	29	21	7	1	29	4		28	28	1		10	48.30	12	9,583			
27	25	13	12		25			25	25				8	38.88	18	8,309		
28	21	19	2		21	2		21	21			9	38.88	18	6,444			
29	28	24	4		28	1		28	28	2		2	53.00	21	6,528			
30	24	20	4		24	4		24	24	1		3	55.00	19	8,315			
31	23	17	5		23	4	1	22	22			5	40.60	17	6,300			

<sup>1</sup>For renter - occupied dwelling units and vacant nonseasonal not dilapidated units, for rent.  
<sup>2</sup>For owner - occupied dwelling units and vacant nonseasonal not dilapidated units, for sale only.

HOUSING—BLOCK STATISTICS

Table 3.—CHARACTERISTICS OF HOUSING FOR CENSUS TRACTS, BY BLOCKS: 1950—Con.

Census tract	Block	All dwelling units by occupancy and tenure					All dwelling units by condition and plumbing facilities			Occupied dwelling units			Contract monthly rent <sup>1</sup>		Value <sup>2</sup> of one-dwelling-unit structures		
		Total	Owner occupied	Renter occupied	Vacant non-seasonal not dilap., for rent or sale	Other vacant and non-resident	Number reporting	No private bath or dilap.	No running water or dilap.	Total	Persons per room		Occupied by non-white	Number reporting	Average monthly rent (dollars)	Number reporting	Average value (dollars)
											Number reporting	1.51 or more					
28	32	21	11	10					20	6	1		8	52.62	9	5,677	
	33	18	14	4				18	2	1		3	36.00	13	6,253		
	34	27	15	11		1		27	4			10	41.00	10	7,650		
	35	38	23	13		2		38	7			14	42.21	16	8,250		
	36	31	16	15				29	5	1		13	38.84	12	8,250		
	37	25	17	8				23	5	1		6	35.33	14	7,750		
	38	20	9	9		1	1	20	4			4	37.88	7	8,214		
	39	27	9	18				27	4			1	40.05	6	8,000		
	40	22	15	7				22	4				7	43.71	14	8,892	
	41	19	8	7		4		19	5			2	11	43.72	5	9,500	
	42	26	17	9				25	4			1	9	45.33	11	7,818	
	43	18	11	6		1		18	2				9	47.33	9	6,911	
	44	14	10	4				14	5				3	37.66	9	5,922	
	45	7	5	2				7	1				2		3	5,500	
	46	33	20	9		3	1	33	6		2		10	42.70	16	8,218	
	47	17	11	6				17	1				3	41.66	8	7,875	
	48	21	12	9				21	4				7	40.42	8	8,000	
	49	23	14	9				23	6				9	37.55	12	8,958	
	50	22	14	8				22	2				7	33.14	12	8,875	
	51	42	22	18		1	1	40	8		1		17	41.76	15	8,366	
	52	33	21	11		1		33	2			2	10	45.20	17	7,705	
	53	38	21	16		1		38	7			2	15	44.00	18	8,027	
	54	39	30	8			1	39	4		2		6	48.50	27	8,166	
	55	52	35	16		1		51	13		1		16	42.62	30	8,016	
	56	26	11	10		5		26	7		3		10	47.90	9	6,455	
	57	27	21	5			1	27	1			1	5	32.80	19	6,294	
	58	9	5	3			1	8	1				3	53.33	4	5,825	
	59	12	9	3				12	2				3	42.33	8	6,300	
	60	11	10	1		1		11	1				1		9	5,555	
	61	8	7	1				8	1				1		7	5,728	
	62	13	10	3				13	1		1		3	29.33	10	7,550	
	63	14	13	1				14	1				1		11	7,318	
	64	36	19	17				36	9				15	47.53	16	7,343	
	65	31	25	6				31	4		2		6	39.83	24	7,312	
	66	31	27	3			1	29	2				2		26	7,634	
	29	1	23	23				23								23	6,717
		2	25	17	8			25					1	8	48.00	17	7,076
		3	23	21	2			23						2		20	7,035
		4	26	21	4		1		25	1				5	54.40	20	7,410
		5	2														
		6	30	27	2			1	28				1	1		25	9,164
		7	25	24	1				25					1		22	8,145
		8	28	23	5				28	2				4	37.50	22	7,818
		9	22	19	3				22					3	50.00	19	6,826
		10	26	18	7			1	25	2		1		6	35.66	15	6,213
		11	23	17	6				23	6				6	38.66	13	7,438
		12	17	14	3				17					3	55.00	14	8,207
		13	20	15	3		1		20	3		1		2		14	7,014
		14	24	17	5		2		22	2		1		4	50.00	16	7,600
		15	18	15	3				18	1				3	51.66	13	7,384
		16	23	16	7				23	3			1	6	54.16	16	8,700
		17	16	13	2			1	16	3		2		2		12	7,375
		18	20	14	5				19				2	5	41.00	12	8,325
		19	23	18	4		1		23	1		1		4	41.50	16	6,681
		20	17	16	1				17	2		1		1		16	7,062
		21	24	17	7				24	2		1		7	46.14	16	7,493
		22	24	19	5				24				1	5	44.00	19	6,836
		23	23	19	3			1	23					3	41.66	18	6,961
		24	35	25	9		1		33	5				10	45.80	21	6,738
		25	24	21	3				24	4			2	3	43.00	19	6,863
		26	14	12	2				14	1				2		10	6,470
27		11	8	3				11	4		1		1		8	5,975	
28		23	19	3			1	22	5				2		17	5,388	
29		20	17	3				20					3	25.00	16	6,368	
30		27	22	5				27	2		1		2		22	5,227	
31		24	16	6		2		22	3				6	38.33	15	5,153	
32		22	17	3		2		22	4				4	37.50	16	6,600	
33		17	15	2				17	5		5		1		15	5,466	
34		11	6	5		5		11	6						6	7,000	
35		8	5	3				8	3		3		3	33.00	4	5,375	
36		8	7					8	5		3		6	27.50	6		
37		9	9					9	5		2		2		9	3,177	
38		24	20	3		1		24	13		7		3	38.33	18	4,305	
39		18	14	4				18	3		1		4	54.25	13	5,000	
40		11	8	2			1	11	10		9		1		8	2,175	
41	19	17	2				19	4		1		2		16	6,075		
42	13	13					13	2		2				11	5,954		
43	10	8	2				10					1		8	5,375		
44	10	9	1				10	1				1		9	5,277		
45	15	9	4			2	15	6		4		3	26.66	9	4,144		
46	8	7	1				8	7		3		1		7	2,985		
47	1																
30	1	3	1	2			3						2		1		

<sup>1</sup>For renter-occupied dwelling units and vacant nonseasonal not dilapidated units, for rent.  
<sup>2</sup>For owner-occupied dwelling units and vacant nonseasonal not dilapidated units, for sale only.



Table 3.—CHARACTERISTICS OF HOUSING FOR CENSUS TRACTS, BY BLOCKS: 1950—Con.

Census tract	Block	All dwelling units by occupancy and tenure					All dwelling units by condition and plumbing facilities			Occupied dwelling units			Contract monthly rent <sup>1</sup>		Value <sup>2</sup> of one-dwelling-unit structures	
		Total	Owner occupied	Renter occupied	Vacant non-seasonal not dilapidated, for rent or sale	Other vacant and non-resident	Number reporting	No private bath or dilap.	No running water or dilap.	Total	Persons per room		Number reporting	Average monthly rent (dollars)	Number reporting	Average value (dollars)
											Number reporting	1.51 or more				
30	2	10	8	2					10	10		2		8	7,375	
	3	21	19	2					21	21	2			19	6,484	
	4	17	13	4					17	17			46.66	12	6,484	
	5	21	10	11					21	21	6	10	42.70	12	6,375	
	6	22	16	6					22	21	2	10	39.16	14	6,535	
	7	22	19	3					22	20	1			17	6,294	
	8	14	11	3	1	1			14	13	2			11	3,900	
	9	28	21	7	1	1			28	25	3		40.75	13	3,900	
	10	21	14	7					21	21	3		37.85	20	4,915	
	11	15	11	4					15	14	1		43.56	10	4,810	
	12	19	17	2					19	19	2			17	4,705	
	13	19	14	5					19	18	2		41.00	14	4,585	
	14	15	11	4	2				15	13	3		38.33	11	3,727	
	15	11	11						11	11				11	4,127	
	16	16	10	6					16	12	2			10	4,040	
	17	7	2	5	1	4			7	6	4		23.00	2	4,000	
	18	12	7	5	2	1			12	10	3		31.80	6	4,000	
	19	8	5	3	1	1			8	6	1			5	3,100	
	20	6	4	2					6	6				4	4,125	
	21	2							2	2						
	22	14	8	6					14	10	2			7	3,314	
	23	11	8	3					11	11	4			7	3,714	
	24	13	12	1					13	13	1			12	5,125	
	25	20	15	5					20	18	3		16.33	14	3,392	
	26	3	3						3	3				13	4,666	
	27	9	7	2					9	7	1			7	5,657	
	28	15	9	6	1	2			15	12	3		50.00	8	4,375	
	29	6	6						6	6				6	5,000	
	30	15	13	2					15	15	1			13	5,384	
	31	11	10	1					11	11				10	5,050	
	32	12	7	5					12	11	1			7	6,642	
	33	10	7	3	1	1			10	8	1			5	5,200	
	34	9	8	1					9	9				8	4,250	
	35	10	9	1					10	9				9	6,355	
	36	22	15	7					22	22			45.00	14	6,157	
	37	15	12	3					15	15	1		34.66	11	5,481	
	38	14	8	6					14	13	1			7	5,928	
	39	8	7	1					8	7	1			7	3,771	
	40	13	11	2					13	13				9	4,233	
	41	10	6	4					10	9	3		23.33	5	4,260	
	42	12	7	5					12	12	2			5	2,740	
	43	14	11	3	1	1			14	12	1			11	3,081	
	44	4	4						4	4				4	1,575	
	45	5	5						5	5				5	1,880	
	46	5	5						5	5						
	47	2	2						2	2						
	48	3	3						3	3	1			3	1,900	
	49	13	12	1					13	12	3			10	2,090	
	50	5	5						5	5				3	2,333	
	51	5	5						5	5				3	1,866	
	52	3	3						3	3				1		
	53	3	3						3	3				1		
	54	3	2	1					3	3	1			2	2,000	
	55	8	6	2					8	7	2			5	5,487	
	56	15	9	6					15	10	8		15.50	8	2,000	
	57	1	1						1	1				4	2,375	
	58	8	5	3					8	6	5			5	2,400	
	59	7	6	1					7	7				1		
	60	2	2						2	2						
	61	2	2						2	2						
	62	3	3						3	3				1		
31	2	16	13	3					16	16			3	51.66	13	6,538
	3	24	11	13					24	24				9	6,833	
	4	18	14	4					18	18	5		49.30	13	5,569	
	5	7	5	2					7	7	2		33.50	13	5,375	
	6	9	3	6					9	9				4		
	7	17	15	2					17	17	1		32.40	1		
	8	11	11						11	11	5			7	142	
	9	6	5	1					6	5	2			9	588	
	10	11	11						11	11				5	1,860	
	11	6	5	1					6	5				8	5,087	
	12	12	9	3					12	12	1		26.00	8	5,944	
	13	12	10	2					12	12				9		
	14	6	5	1					6	6				4	4,000	
	15	10	7	3					10	10	1			3	4,385	
	16	20	19	1					20	19	2			7	4,385	
	17	13	9	4					13	13				8	5,937	
	18	21	14	7					21	20	3		40.66	6	2,700	
	19	7	5	2					7	7	1		25.60	11	1,636	
	20	4	3	1					4	4				5	1,600	
	21	15	10	5					15	13	3			3	2,000	
	22	12	8	4					12	12	3		24.00	9	2,600	
	23	18	16	2					18	18	4		31.25	7	5,185	
	24	5	5						5	5				10	4,041	
	25	7	5	2					7	5	1			4	4,255	
	26	8	5	3					8	6	2			5	6,340	
	27	5	5						5	5				7	3,685	
	28	7	5	2					7	5	1			3	2,366	
	29	9	8	1					9	9				4	1,525	
	30	4	3	1					4	4				4	1,525	
	31	10	4	6					10	8	5		25.75	3	3,833	
	32	8	3	5					8	6	1		23.20	5	3,040	
	33	1	1						1	1				5	3,040	

<sup>1</sup>For renter - occupied dwelling units and vacant nonseasonal not dilapidated units, for rent.  
<sup>2</sup>For owner - occupied dwelling units and vacant nonseasonal not dilapidated units, for sale only.

HOUSING—BLOCK STATISTICS

Table 3.—CHARACTERISTICS OF HOUSING FOR CENSUS TRACTS, BY BLOCKS: 1950—Con.

Census tract	Block	All dwelling units by occupancy and tenure					All dwelling units by condition and plumbing facilities			Occupied dwelling units			Contract monthly rent <sup>1</sup>		Value <sup>2</sup> of one-dwelling-unit structures		
		Total	Owner occupied	Renter occupied	Vacant non-seasonal not dilap., for sale	Other vacant and non-resident	Number reporting	No private bath or dilap.	No running water or dilap.	Total	Persons per room		Occupied by non-white	Number reporting	Average monthly rent (dollars)	Number reporting	Average value (dollars)
											Number reporting	1.51 or more					
31	34	11	9	2		11	6	2	11	11	2		2		9	3,711	
	35	15	10	4		15	8	6	14	14	4		4	28.25	9	4,187	
	36	11	10	1		11	2	2	11	11	1		1		8	5,144	
	37	15	13	2		15	3	1	15	15	1		1		12	6,475	
	38	10	4	6		9	2	3	10	10	1		1	45.00	4	2,750	
	39	1															
	40	10	6	2	2		10	1	1	8	8	1		2	6	4,583	
	41	25	24	1			25	14	12	25	25	8		1	21	3,961	
	43	17	15	2			17	12	4	17	17	4		2	15	2,700	
	44	20	13	6	1		20	8	3	19	19	2		6	12	3,191	
	45	12	11	1			12	9	3	12	12	2		1	11	2,881	
	46	16	11	5			16	10	9	16	16	3		4	11	2,863	
	47	10	6	4			10	10	6	10	10	1		4	8	2,700	
	48	12	8	4			12	12	7	12	12	2		4	5	2,500	
	49	6	4	2			6	6	4	6	6	1		2	4	2,250	
	50	1															
	52	2															
	53	10	5	5			10	10	10	10	10	4		3	5	1,200	
	54	9	7	1			9	9	9	8	8	1		1	7	1,071	
	55	20	11	4	1	5	20	20	18	15	15	5		3	10	1,750	
	56	11	7	4			11	11	7	11	11	1		3	7	2,500	
	57	16	12	3	1		16	16	11	15	15	3		3	12	2,025	
	58	19	17	2			19	9	6	19	19	1		1	16	5,000	
	59	23	20	3			23	2	1	23	23	1		3	20	5,850	
	60	34	26	3		8	34	6		26	26				26	7,742	
	61	20	18	2			20	6		20	20			2	18	7,544	
	62	6	2	4			6	1	1	6	6	1		3	2		
	63	25	24	1			25	4	4	25	25	3		1	22	5,772	
	64	17	15	2			17	6	6	17	17	1		2	14	4,928	
	65	6	5			1	6	6	4	5	5	3			3	1,666	
	66	16	13	2		1	16	16	15	15	15	5		2	11	1,700	
	67	7	4	3			7	6	6	7	7	1		3	4	1,375	
	68	8	6	1		1	7	7	7	7	7	4		1	6	1,450	
	69	7	6	1			7	6	6	7	7	1		1	6	1,666	
	70	4	2	1		1	3	3	2	3	3			1	1		
	71	3	3				3	3	1	3	3	1			3	3,833	
	32	1	34	17	16	1	34	11	2	33	33			16	16	61,556	
		2	16	8	8		15	2		16	16			7	7	5,857	
		3	37	17	19	1	34	7		36	36			19	11	7,027	
		4	35	15	18		34	11		33	33			17	13	6,069	
		5	38	21	17		37	9	1	38	37			17	16	5,737	
		6	37	18	19		33	11		37	37			19	12	5,583	
		7	29	19	10		28	6		29	29	4		10	19	6,026	
		8	25	20	5		23			25	25			5	17	8,088	
		9	22	21	1		22			22	22			1	20	7,850	
		11	11	8	2		11	1		10	10			2	6	5,250	
		12	11	7	3	1	11	2		10	10			4	6	51,666	
		13	15	10	5		15	4		15	15			5	9	57,777	
		14	17	13	4		17	4		17	17			4	11	58,900	
		15	12	7	5		12	4		12	12			5	6	5,916	
16		35	21	14		34	3		35	34	1		14	20	61,440		
17		28	18	10		28	2		28	28		1	10	13	6,730		
18		29	21	8		28	1		29	29			8	19	5,894		
19		30	14	16		30	4		30	30	2	1	16	8	7,687		
20		14	9	5		14	5		14	14			5	8	5,912		
21		40	19	21		38	17	5	40	40	4		18	11	6,227		
22		36	16	19	1	34	7		35	35	4		19	16	6,518		
23		26	17	9		25	3		26	22			9	16	5,856		
24		33	18	13		31	12	3	31	28	3		13	11	5,863		
25		24	22	2		24	2		24	24			2	20	6,960		
26		5	4			5	2		5	5			1	3	5,333		
27		41	19	21	1	34	12	3	40	34	3		17	10	6,750		
28		32	21	9		28	4		30	29	1		8	17	5,647		
29		31	22	8	1	27	2		30	28			7	17	6,647		
30		29	21	8		27	4		29	29	1		6	18	6,555		
31		30	18	12		30	4		30	29			12	14	5,650		
32		14	13	1		13	3		14	14			1	13	4,538		
33		24	22	2		24			24	24	1		1	22	6,318		
34		7	5	2		7			7	7			2	5	5,900		
35		26	16	9	1	25	3		25	25	1		10	13	4,423		
36		26	18	7		26	2		25	25			7	15	6,673		
37		34	20	13	1	29	10		33	33	2		13	14	6,920		
38		33	23	10		33	9	4	33	33	1		9	17	6,764		
39		35	19	15		34	8		34	34			14	15	6,133		
40		33	18	14		31	5		32	32	2		12	17	7,117		
41		28	14	14		28	2		28	28			14	11	7,590		
42		35	20	13		32	9	1	33	31	2		13	15	7,100		
43		34	20	13		33	12	1	33	33			12	11	6,245		
44		38	18	17		36	5		35	35	2		16	10	7,500		
45		19	12	7		19	5	1	19	18			7	10	6,530		
46		24	19	4		23			23	23			3	18	7,805		
47		33	17	13		32	6	1	30	30			13	15	7,433		
48		19	14	4	1	19	2		18	17	1		5	10	8,000		
49		21	13	5	1	19	4		18	18			3	10	7,350		
50		23	16	6		23	5		22	22	1	1	5	12	6,666		

<sup>1</sup>For renter - occupied dwelling units and vacant nonseasonal not dilapidated units, for rent.  
<sup>2</sup>For owner - occupied dwelling units and vacant nonseasonal not dilapidated units, for sale only.

Table 3.—CHARACTERISTICS OF HOUSING FOR CENSUS TRACTS, BY BLOCKS: 1950—Con.

Census tract	Block	All dwelling units by occupancy and tenure					All dwelling units by condition and plumbing facilities			Occupied dwelling units			Contract monthly rent <sup>1</sup>		Value <sup>2</sup> of one-dwelling-unit structures	
		Total	Owner occupied	Renter occupied	Vacant non-seasonal not dilap., for rent or sale	Other vacant and non-resident	Number reporting	No private bath or dilap.	No running water or dilap.	Total	Persons per room		Number reporting	Average monthly rent (dollars)	Number reporting	Average value (dollars)
											Number reporting	1.51 or more				
32	51	35	25	10		35	9		35	35	3	8	45.50	20	6575	
	52	25	21	4		24	2		25	24		3	37.66	19	5742	
	53	28	18	9		28	2		27	26		9	48.11	17	6741	
	54	23	21	1	1	23	2		22	22		2		20	5880	
	55	8	7	1		8	2	1	8	8	1	1		7	4828	
	57	3		1	1	3			1	1		1				
	58	19	14	5		19	6	5	19	19	2	5	27.40	10	5660	
	59	20	14	5	1	17	3	3	19	18	1	5	34.00	12	4475	
	60	29	20	9		29	9		29	29		9	44.44	18	5616	
	61	27	21	3		27	1	1	24	24		3	52.66	19	6315	
	62	29	19	9	1	29	4		28	28		7	36.00	15	6933	
	63	39	28	8	1	38	5	1	36	36		8	36.62	22	6577	
	64	25	21	4		25			25	25		4	33.75	20	6435	
	65	11	9	2		11			11	11		1		8	8225	
	66	33	19	13		33	3	1	32	32		13	43.76	17	8817	
67	17	14	3		17	1		17	17		3	39.00	12	7858		
68	25	18	6		25	4		24	24	1	5	44.00	16	7300		
137	2															
33	1	42	32	10		41	3	1	42	41		7	45.00	29	6120	
	2	53	28	25		53	6	2	53	53		25	43.64	23	5391	
	3	41	17	24	2	40	10		38	38	4	21	43.47	11	7409	
	4	36	23	13		35	3		36	36	1	11	54.54	19	11231	
	5	23	18	4	1	23	5	3	22	22	1	4	36.25	17	6205	
	6	20	14	6		20	2		20	20		6	44.00	9	6211	
	7	15	9	6		15			15	15		5	29.60	5	6685	
	8	25	14	11		25	5	3	25	25		11	38.00	13	6815	
	9	22	11	9	1	21	4		20	18		9	28.55	10	8650	
	10	25	10	15		24	4	4	25	24	1	14	46.50	10	6270	
	11	22	18	4		21	5	3	22	21	2	2		17	4547	
	12	26	9	15	1	21	7	3	24	24	2	14	39.42	17	6500	
	13	8	5	3		8	1		8	8		3	36.66	4	5375	
	14	15	8	6	1	14	2	1	14	14	2	3	30.66	5	3460	
	16	19	9	10		13	3	2	19	18	1	10	23.40	7	5500	
	17	19	11	8		13	4	2	19	16	3	8	47.87	10	4980	
	18	10	2	8		10	7	3	10	10	4	4	32.87	1		
	19	21	13	8		16	5	2	21	21	4	7	15.14	12	4766	
	20	27	12	15		25	4		27	27	1	14	48.78	9	5111	
	21	33	22	9		30	10	2	31	27	3	9	32.77	14	6550	
	22	21	16	5		20	3	1	21	21		5	37.40	12	6525	
	23	26	13	11		25	3	1	24	23		10	46.40	11	6890	
	24	28	25	3	2	28	1		28	28		1		23	8260	
	25	24	19	5		23	3		24	24		4	44.25	17	6447	
	26	28	22	6		27			28	28		6	45.00	20	7060	
	27	27	20	7		27			27	27	1	6	50.00	18	6905	
	28	29	16	13		27	5		29	29	3	13	33.07	13	6692	
	29	25	19	6		25			25	25		5	45.80	18	6088	
	30	18	16	2		18			18	18		2		14	6842	
	31	25	22	3		25	1	1	25	25		3	49.33	20	7165	
32	34	25	9		33	6	1	34	33	2	8	35.12	17	7176		
33	22	16	5		22	1	1	21	21	1	5	42.40	13	5076		
34	9	7	2		9	2		9	9		2		6	4933		
35	15	6	5		14	11	7	11	11	3	1		6	4666		
36	16	8	7	1	16	6		16	15	1	8	30.62	6	5250		
37	24	11	13		24	4	2	24	23	2	12	30.83	10	5000		
38	13	8	4	1	13	6	1	12	12	1	4	40.50	7	3400		
39	21	13	8		21	6		21	19	1	7	35.00	13	5692		
40	27	18	9		27	7	5	27	27	4	9	35.22	15	6333		
41	31	19	10		31	4		29	29	1	9	36.77	12	7375		
42	14	13	1		13			14	14		1		10	6300		
43	7	6	1		7			7	7		1		5	6060		
44	1															
45	25	16	8		25	4	1	24	24		6	44.66	14	6214		
46	24	15	8	1	22	3		23	23		9	34.22	14	7892		
34	1	3	2	1		2	4	2	3	3	2	3		2	5253	
	2	17	14	3		17	8		17	16	1	2		13	7033	
	3	36	21	14	1	36			35	35	1	12	39.41	17	5941	
	4	21	18	3		21			21	21		7		14	5414	
	5	17	10	7		17	4		17	17		7	47.57	9	4444	
	6	10	10			10			10	10	1	5	33.00	3	3000	
	7	10	5	5		10	2	3	10	10	1	1		14	5071	
	8	16	15	1		16	3	3	16	16	1	4	33.00	3	3000	
	9	4				4	2		4	4		6		18	5277	
	11	27	20	6	1	27	5	1	26	26	1	1	38.83	18	5277	
	12	20	18	2		20	1	1	20	20		2		15	7033	
	13	44	36	8		41	1	1	44	41	1	8	42.37	30	6600	
	14	13	13			13			13	13				13	7923	
	15	24	18	5	1	24	3	1	23	23		5	39.60	19	6578	
	16	21	15	6		21	1	1	21	21	2	6	38.50	13	6692	
17	23	17	4	1	23	1	1	21	21		4	50.00	17	5382		
18	20	17	2	1	20	2	2	19	19		3	48.33	15	6400		
19	26	21	5		26			26	26		5	47.40	18	6183		
20	22	20	2		22			22	22		2		20	6850		
21	22	19	2		22			21	21	1	2		19	6315		

<sup>1</sup>For renter - occupied dwelling units and vacant nonseasonal not dilapidated units, for rent.  
<sup>2</sup>For owner - occupied dwelling units and vacant nonseasonal not dilapidated units, for sale only.

HOUSING—BLOCK STATISTICS

Table 3.—CHARACTERISTICS OF HOUSING FOR CENSUS TRACTS, BY BLOCKS: 1950—Con.

Census tract	Block	All dwelling units by occupancy and tenure					All dwelling units by condition and plumbing facilities			Occupied dwelling units			Contract monthly rent <sup>1</sup>		Value <sup>2</sup> of one-dwelling-unit structures	
		Total	Owner occupied	Renter occupied	Vacant non-seasonal not dilap., for rent or sale	Other vacant and non-resident	Number reporting	No private bath or dilap.	No running water or dilap.	Total	Persons per room		Number reporting	Average monthly rent (dollars)	Number reporting	Average value (dollars)
											Number reporting	1.51 or more				
34	22	15	11	2	2	14	4	3	13	13	1	2		8	4,812	
	21	12	7	2	2	21	5	2	19	19		2	4	10	4,550	
	24	12	7	2	2	37	19	2	37	36	6	2	3	8	4,262	
	25	39	11	26	2	37	1	1	37	6	6	1	2	4	5,000	
	26	6	5	1	2	6	1	2	6	6	2	1	1	4	5,000	
	27	16	5	9	2	15	1	2	14	14	2	2	4	8	4,825	
	28	18	12	6	1	18	3	6	18	18	2	6	3	10	5,750	
	29	24	12	9	1	24	4	3	21	21		6	3	15	5,133	
	30	22	17	5	1	22	4	8	20	20		5	2	9	4,744	
	31	21	11	5	1	21	4	3	20	20		5	2	7	6,042	
	32	15	10	5	1	15	3	2	15	15		5	4	7	6,500	
	33	18	12	6	1	18	2	1	18	18	2	6	4	16	5,581	
	34	21	20	1	1	19	2	1	19	19		1	4	16	4,883	
	35	8	7	1	1	8	8	3	8	8	2	1	1	6	7,027	
	36	17	13	4	1	17	6	5	17	17	2	4	2	11	4,225	
	37	19	15	4	1	15	1	2	15	15		4	4	11	4,200	
	38	26	18	8	1	26	1	2	26	26		6	3	10	5,814	
	39	17	11	6	1	15	2	9	17	17	2	6	6	12	5,200	
	40	20	14	6	1	20	2	4	20	20	2	5	5	17	7,623	
	41	21	18	3	2	20	2	2	21	21	2	2	2	20	6,075	
	42	22	20	2	1	22	4	2	22	22	2	2	2	2	6,375	
	43	19	17	2	1	19	1	5	19	19	1	2	4	16	7,140	
	44	13	8	5	1	13	3	3	13	13	1	4	4	6	5,750	
	45	8	7	1	1	8	8	3	8	8	2	1	1	3	5,584	
	46	21	14	6	1	21	1	1	20	20	1	6	1	2	5,786	
	47	23	22	1	1	23	1	1	23	23	1	1	1	1	6,344	
	48	21	18	2	1	21	1	4	20	20	2	2	5	8	4,625	
	49	13	8	5	1	13	4	2	13	13	3	5	2	11	4,201	
	50	22	13	13	1	26	18	4	26	26	3	3	3	11	4,201	
	51	29	24	4	1	29	6	1	28	28	4	4	4	16	6,116	
	35	1	10	8	2	10	10		10	10		2	2	8	8,187	
		2	29	15	14	29	29		29	29		14	14	14	6,892	
		3	30	18	12	30	30		30	30	1	12	7	16	8,437	
		4	30	22	8	30	30		30	30		7	17	17	9,294	
		5	1	23	3	25	25	1	1	26	26		3	23	8,500	
		6	20	6	2	20	20	1	1	20	20		7	19	8,494	
		7	17	8	5	17	17	3	3	17	17	1	8	14	8,357	
		8	23	18	5	23	23	1	1	23	23	1	5	16	6,156	
		9	23	18	5	23	23	1	1	23	23	4	11	8	9,025	
		10	24	12	11	22	22	12	8	23	23		11	8	9,025	
		11	23	18	5	23	23	3	3	23	23		5	16	7,625	
		12	43	22	21	43	43	1	1	43	43		21	15	9,437	
		13	30	23	7	30	30	1	1	30	30		15	17	8,617	
		14	27	17	9	27	27	1	1	27	27		10	15	8,266	
		15	12	9	3	12	12	3	3	12	12		3	8	7,875	
		16	13	10	3	13	13	1	1	13	13		3	9	8,166	
		17	24	20	4	24	24	1	1	24	24		4	17	8,400	
		18	26	19	7	26	26	1	1	26	26		7	17	8,588	
		19	28	23	5	28	28	3	3	28	28		7	22	7,922	
		20	29	22	7	29	29	1	1	29	29		6	20	7,650	
		21	25	19	6	25	25	2	1	25	25		6	19	7,426	
22		25	20	4	25	25	1	1	25	25		3	18	7,416		
23		31	22	9	31	31	7	7	31	31	1	9	18	8,289		
24		22	15	4	22	22	2	1	22	22		6	12	8,975		
25		25	21	4	25	25	5	5	25	25		5	19	8,631		
26		24	20	4	24	24	4	4	24	24		3	19	9,710		
27		28	25	3	28	28	7	7	28	28		3	23	7,743		
28		25	21	5	25	25	5	5	25	25		5	17	7,941		
29		23	20	2	23	23	2	2	23	23		2	20	6,850		
30		10	10	2	10	10	1	1	10	10		1	10	7,700		
31		18	16	2	18	18	1	1	18	18		1	16	10,531		
32		14	12	2	14	14	1	1	14	14		1	12	9,416		
33		22	20	1	22	22	1	1	22	22		1	19	9,710		
34		24	22	1	24	24	1	1	24	24	1	1	21	10,085		
35		23	20	3	23	23	3	3	23	23		3	18	9,472		
36		26	23	3	26	26	1	2	26	26		2	21	9,223		
37		25	21	4	25	25	2	2	25	25	1	4	21	8,666		
38		25	20	5	25	25	2	2	25	25		5	18	8,416		
39		21	19	2	21	21	3	3	21	21		2	17	7,617		
40		27	22	4	27	27	1	1	27	27		4	20	7,625		
41		23	17	6	23	23	2	2	23	23		5	16	7,250		
42		29	21	8	29	29	1	1	29	29	2	7	17	7,717		
43		25	21	4	25	25	1	1	25	25	1	3	17	6,376		
44		23	21	2	23	23	3	3	23	23		2	19	8,052		
45		13	12	1	13	13	1	1	13	13		1	12	8,416		
46		20	17	2	20	20	1	1	20	20		2	18	9,166		
47		3	3	3	3	3	3	3	3	3		3	3	8,666		
49		14	12	2	14	14	2	2	14	14		1	11	8,818		
50		27	26	1	27	27	1	1	27	27		1	25	8,800		
51		20	19	1	20	20	1	1	20	20		1	19	8,894		
53		10	7	3	10	10	4	4	10	10		3	7	9,571		
54	4	4	4	4	4	4	4	4	4		4	4	9,250			
55	17	13	4	17	17	1	1	17	17		4	13	7,307			
56	24	22	2	24	24	2	2	24	24		2	18	7,277			
57	22	16	6	22	22	2	2	22	22		2	16	7,318			
58	27	21	6	27	27	2	1	27	27	1	6	16	7,540			

<sup>1</sup>For renter - occupied dwelling units and vacant nonseasonal not dilapidated units, for rent.  
<sup>2</sup>For owner - occupied dwelling units and vacant nonseasonal not dilapidated units, for sale only.

Table 3.—CHARACTERISTICS OF HOUSING FOR CENSUS TRACTS, BY BLOCKS: 1950—Con.

Census tract	Block	All dwelling units by occupancy and tenure					All dwelling units by condition and plumbing facilities			Occupied dwelling units			Contract monthly rent <sup>1</sup>		Value <sup>2</sup> of one-dwelling-unit structures	
		Total	Owner occupied	Renter occupied	Vacant non-seasonal not dilap., for rent or sale	Other vacant and non-resident	Number reporting	No private bath or dilap.	No running water or dilap.	Total	Persons per room		Number reporting	Average monthly rent (dollars)	Number reporting	Average value (dollars)
											Number reporting	1.51 or more				
35	59	22	18	3		21	2		21	21		3	25.00	17	6411	
	60	29	16	2		29			27	27	1	9	38.00	16	6793	
	61	25	23			25			25	25		2		21	8933	
	62	17	17			17			17	17				17	7676	
	63	38	31	1		31	1		31	31		11	55.27	17	7676	
	64	31	26	5		26			22	22		5	43.60	24	8362	
	65	24	22		2	24			21	21				21	8985	
	66	21	21			21			21	21				19	8184	
	67	21	21			21			22	22		1		18	7788	
	68	22	19	3		22			22	22					18	7788
36	1	13	11	1	1	13			12	12		1		10	12820	
	2	17	11	5	1	17			16	16		5	70.80	8	12937	
	3	17	8	1	1	17			16	16		8	88.75	7	10857	
	4	17	2	2		17			16	16		8		8	10857	
	5	31	27	4		31			29	29	1	27	51.85	11	14745	
	6	30	12	18		26	1	1	19	15		4	77.50	7	12642	
	7	30	8	22		29			27	27		20	62.55	7	12642	
	8	22	1	21		21			19	19	1	18	56.44			
	9	15	1	14		15			15	15		14	58.50			
	10	9	9			9			9	9				6	11333	
	11	13	13			13			13	13				8	12000	
	12	23	21	2		23			23	23		2		12	11833	
	13	22	22			22			22	22				21	9547	
	14	19	16	1		17			17	17		1		22	10863	
	15	34	31	3		31			34	34		3	91.00	15	12433	
	16	17	14	3		17			15	15		1		30	12366	
	17	26	22	4		25		2	26	26		4	47.00	13	11153	
	18	18	17	1	1	18		1	17	17				16	9037	
	19	23	20	3		23			23	23		2		16	11906	
	20	25	21	4		25			24	24		3	50.00	19	11368	
	21	30	20	10		29		3	26	26		5	48.80	16	10656	
	22	19	5	14		19			18	18		13	72.69	5	8480	
	23	15	15			15			14	14		2		12	10358	
	24	23	22	1		23			23	23		5	68.20	18	9350	
	25	21	21			21			21	21				21	10180	
	26	22	20	2		22			22	22		2		18	12338	
	27	19	17	2		19			18	18				16	12500	
	28	10	10			10			10	10		1		8	11325	
	29	19	19			19			19	19		4	91.25	16	10543	
	30	21	15	6		21			19	19		65	50.21	16	10543	
31	66	65	1		66			66	66							
32	47	11	29		47		1	40	40		30	49.60	10	7400		
33	6	3	3		6			3	3				3	14200		
34	20	7	13		20		1	10	10		2		7	9214		
35	16	11	5		16			16	16		5	86.00	11	9745		
36	41	30	11		40		1	39	39		8	64.50	29	9348		
37	42	37	5		41			41	41	1	1	68.33	35	9231		
38	22	13	9		23		2	19	18		7	58.28	11	8500		
39	18	14	4		17			14	14				13	9123		
40	24	18	6		23		1	21	21		3	81.66	16	9775		
41	20	10	10		20		2	18	18		8	48.62	10	8110		
42	11	10	1		11			11	11		1		10	13100		
43	10	10			10			10	10				9	8500		
44	11	9	2		11			11	11		2		9	8722		
45	12	11	1		12		1	12	10	1			9	6666		
46	16	14	2		16		1	14	14		1		14	7664		
47	15	9	6		16		1	10	10		1		8	6537		
48	24	21	3		21		6	23	23		1		21	8033		
49	40	37	3		37			39	38		27	49.66	21	6537		
50	40	31	9		31		1	28	28		17	46.58	1	8033		
51	25	15	10		24			24	24		8	54.00	14	8328		
52	19	15	4		19			18	18		3	66.00	14	15507		
53	47	31	16		46		5	40	40		32	51.75	9	7411		
54	22	22			22			22	22		65	49.93				
55	22	21	1		22			22	22		1		21	10428		
56	22	20	2		22			20	20		1		21	10909		
37	1	42	11	31		41		42	41		30	36.50	2	8328		
	2	66	65	1		63		65	65	3	1	64	35.29	14	15507	
	3	14	1	13	4	138		136	136	2	138	35.18	9	7411		
	4	74	72	2		171		169	169	2	99	37.11	2	8500		
	5	129	100	29		118	1	1	124	119		26	44.61	1	8500	
	6	82	63	19		80			81	81		19	44.84	1	8500	
	7	77	67	10		188			192	191		33	36.35	1	8500	
	8	109	101	8		109			101	101		33	35.20	2	8500	
	9	109	128	3		131			128	128		1	131	35.28	2	8500
	10	131	128	3		131			128	128		1	131	35.28	2	8500
38	1	17	15	2		17		17	17		1		14	8721		
	2	17	11	6	1	16		16	16	1	3	61.66	11	8909		
	3	17	16	1		17		17	17		1		15	9966		
	4	14	11	3		14		13	13		1		11	12409		
	5	14	11	3		14		13	13		1		11	13800		

<sup>1</sup>For renter - occupied dwelling units and vacant nonseasonal not dilapidated units, for rent.  
<sup>2</sup>For owner - occupied dwelling units and vacant nonseasonal not dilapidated units, for sale only.

HOUSING—BLOCK STATISTICS

Table 3.—CHARACTERISTICS OF HOUSING FOR CENSUS TRACTS, BY BLOCKS: 1950—Con.

Census tract	Block	All dwelling units by occupancy and tenure					All dwelling units by condition and plumbing facilities			Occupied dwelling units			Contract monthly rent <sup>1</sup>		Value <sup>2</sup> of one-dwelling-unit structures		
		Total	Owner occupied	Renter occupied	Vacant non-seasonal not dilap., for rent or sale	Other vacant and non-resident	Number reporting	No private bath or dilap.	No running water or dilap.	Total	Persons per room		Occupied by non-white	Number reporting	Average monthly rent (dollars)	Number reporting	Average value (dollars)
											Number reporting	1.51 or more					
38	6	36	35	1					36	36			1		31	18,048	
	7	26	26						26	26					26	15,403	
	9	12	3	9					12	12			9	57.77	2		
	10	49	19	30					49	49			30	58.93	16	17,000	
	11	33	29	4					33	32	1		3	61.00	28	11,960	
	12	40	34	6					40	40	2		5	60.00	33	11,060	
	13	20	14	6					20	18			6	55.00	13	11,538	
	14	17	9	8					17	17			8	60.37	8	10,375	
	15	44	4	38	1	1			44	42			38	59.02	14		
	16	56	35	20	1				50	50			18	57.72	28	9,650	
	17	25	21	3		1			25	24			3	71.66	18	10,916	
	18	33	31	2					33	33			1		31	11,596	
	19	30	29	1					30	30					27	9,981	
	20	23	18	5					23	23			5	39.60	17	11,176	
	21	29	23	6					29	29			6	33.33	22	10,081	
	23	16	16						16	16					16	11,300	
	24	59	54	4		1			58	57			4	86.25	54	9,685	
	25	21	18	3					21	21			3	85.00	18	9,111	
	26	45	41	4					45	45			4	54.25	40	9,450	
	27	33	29	4					33	33			2		25	12,920	
	28	16	13	1	2				15	14			1		14	17,928	
	29	18	9	8					18	10			2		9	16,088	
	30	20	16	3	1			1	20	19			4	56.25	13	15,592	
	31	25	18	4	3				25	22			3	48.66	17	20,223	
	32	21	17	4					20	21		2	2		17	8,858	
	33	17	13	3	1	1			14	13	2		1		14	7,100	
	34	12	9	2	1				12	11			2		9	6,566	
	35	3	2	1				2	2	3	2						
	36	7	3	2	2				7	5			2		2		
	37	2															
	40	5	4	1					5	5			1		4	28,750	
	41	40	38	2					40	40			2		36	9,972	
	42	54	16	37		1		1	54	53		1	35	54.42	9	10,777	
	43	33	2	31					33	33	2		31	53.29			
	44	125	2	121	2				125	123	1		123	45.87	1		
	45	46	18	28					46	46			28	58.85	14	13,485	
	46	30	29	1					30	30			1		29	11,931	
	47	39	34	5					39	39			5	39.00	33	7,027	
	49	24	14	7	3				24	21			9	67.33	14	7,457	
	50	3	3					1	3	3	1				2		
	51	11	10		1				11	10					9	5,888	
	52	7	4	3					7	7			3	46.66	4	7,750	
	53	13	13						13	13					13	7,138	
	54	5	5						5	5					5	6,340	
	55	11	4	4	3				11	8			3	46.66	4	10,000	
	56	9	3	5	1	1			9	3	1				3	7,800	
	57	89	19	56	14				87	75	2		68	79.58	18	8,277	
	58	67	2	56	9				67	58			65	81.84	18		
	61	15	10	3		2			15	10	1				10	7,860	
	62	17	13		3	4			17	13		1			13	8,600	
63	26	24	2					26	26	1	1	2		24	8,941		
64	24	24						24	24					24	8,687		
66	11	10	1					11	11			1		9	8,166		
68	18	16	2					18	18		1	1		16	7,437		
69	15	14	1					15	15		1	1		12	6,083		
70	4	3	1				4	4	4	4		1		2			
71	23	20	1	1				23	21	2		1		18	7,122		
72	24	22	2					24	24		1	2		22	8,086		
73	24	22	1	1				24	23			1		22	8,495		
74	109	1	101	7				109	102		3	98	55.11				
75	51	9	36	6				51	45		1	37	66.97	2			
76	95	84	11				1	95	84	1		83	55.07				
77	26	21	5					26	21		1	21	55.80				
78	106	6	60	39		1		104	66	1	1	59	52.35	6	6,666		
79	114	1	71	41		1		113	72		2	78	53.93	1			
81	9	3		6				9	3	2		2		3	2,500		
82	20	7	9		4			16	16			9	54.55	2			
84	1																
86	4	4						4	4			4	38.00				
87	12	12						12	12	1				12	10,083		
88	29	28	1					29	29			1		27	9,481		
89	38	25	13					37	25			38	61.57				
90	67	45	21		1			66	45			66	68.24				
91	6	5	1	6				6	6			1		4	10,500		
92	52	29	3	18	2			51	32	14	4	3	56.33	28	6,107		
93	14	9	2	2	1			14	11	3		2		9	5,111		
94	11	9	2					10	11	1		2		9	4,344		
95	6	6						6	6		1			5	4,260		
96	2																
97	11	9	2					11	9	5	3			9	4,433		
98	1																
99	59	35	1	22	1			59	36			1		35	6,528		
39	1	15	7	3	2	3		11	2	1				7	5,885		
	2	22	18	2	2			22	20	2		4	26.25	15	7,033		

<sup>1</sup>For renter-occupied dwelling units and vacant nonseasonal not dilapidated units, for rent.  
<sup>2</sup>For owner-occupied dwelling units and vacant nonseasonal not dilapidated units, for sale only.

Table 3.—CHARACTERISTICS OF HOUSING FOR CENSUS TRACTS, BY BLOCKS: 1950—Con.

Census tract	Block	All dwelling units by occupancy and tenure					All dwelling units by condition and plumbing facilities			Occupied dwelling units			Contract monthly rent <sup>1</sup>		Value <sup>2</sup> of one-dwelling-unit structures	
		Total	Owner occupied	Renter occupied	Vacant non-seasonal not dilap., for rent or sale	Other vacant and non-resident	Number reporting	No private bath or dilap.	No running water or dilap.	Total	Persons per room		Number reporting	Average monthly rent (dollars)	Number reporting	Average value (dollars)
											Number reporting	1.51 or more				
39	3	23	15	8			22	6	1	23	23	1	8	42.50	12	60.16
	4	5	3	2			4	4	1	5	5	1	2		2	
	6	16	14	2			15	4	1	16	16	1	2		2	44.84
	7	25	17	7		1	22			24	24	3	7	54.28	14	63.07
	8	22	20	2			21			22	22		1		20	52.55
	9	22	19	3			21			22	22		2		18	58.05
	10	17	14	3		1	15	2	5	16	16	1	2		12	47.33
	11	12	10	2			10	2	2	12	12	1	7		10	42.10
	12	26	17	7		2	25			24	24		7	40.28	14	67.14
	13	16	12	4			16	1		16	16		4	40.00	9	63.88
	14	22	16	6			21	3	2	22	22		5	55.00	15	45.73
	15	16	10	4	2		14	8	3	14	14	3	4	25.00	9	32.88
	16	23	17	6			23	2		23	23	3	6	48.00	12	49.75
	17	32	22	9		1	32	3		31	31	1	9	48.33	20	65.75
	18	8	7	1			8			8	8		2		7	82.14
	19	22	16	3		2	20	1	1	19	18		2		13	66.69
	20	14	10	3		1	13	4		13	13		3	45.33	11	71.72
	21	4	4				4	1		4	4		3		4	73.75
	22	5	2	3			5	1	1	5	5		1	54.33	2	
	23	13	10	3		3	13	1		10	10		1		12	78.00
	24	17	15	1		1	17	3	3	16	16		1		14	78.28
	25	23	10	4		9	22	3	3	14	14		1	40.56	17	71.29
	26	22	20	2			22			22	22		2		17	92.82
	27	23	18	5			23			22	22		1	62.00	15	80.86
	28	28	19	8		1	27			27	27		2	57.00	19	80.68
	29	20	15	5			20	5	3	20	20		2	46.00	14	61.92
	30	19	16	2		1	19	4	2	18	18		2	43.00	14	66.70
	31	26	14	9		3	25	4	2	23	23		1	43.00	13	53.00
	32	16	12	4			16	4	3	16	16		4	45.50	9	44.44
	33	10	8	1		1	9	1		9	9		3		7	53.57
	34	25	18	4		2	25	2	1	22	22		3	52.66	16	62.68
	35	19	19				19	1		19	19		1		19	66.31
	36	17	16	1			14	3	1	17	17		1		15	54.93
	37	12	6	4		2	12	1	1	10	10		3	46.00	4	58.75
	38	21	14	6		1	21	7	7	20	20		4	38.50	13	43.53
	39	24	16	4		3	24	1	1	20	20		1	40.50	16	72.43
	40	24	16	4		2	24	4	2	20	20		4	42.00	13	66.15
	41	26	19	3		2	26	6	1	21	21		9	61.66	17	82.29
	42	29	17	9			27	2		26	26		9	62.22	18	83.11
	43	21	19	2			21	2		21	21		2		19	87.63
	44	23	20	3			22			23	23		3	68.33	18	87.50
	45	19	13	6			19	1	1	19	18		1	47.16	12	80.83
	46	15	11	2		1	15	2	2	13	13		2		11	59.54
47	32	25	6		1	32	9	4	31	31		6	43.16	19	53.52	
48	26	10	10		3	24	4	6	20	20		1	39.54	9	50.77	
49	18	14	4			18	1	1	18	18		3	31.66	14	29.50	
50	21	16	3		1	21	2	1	19	19		3	43.33	14	32.14	
51	22	17	4		1	22	4		21	21		2	43.75	14	62.07	
52	19	17	2			19	3	1	19	19		4		15	56.73	
53	18	10	7		1	17	2	8	17	17		6	31.50	9	28.88	
54	18	13	5			18	7	7	18	18		4	31.75	12	57.83	
55	20	17	3			20	4	1	20	20		3	26.66	16	64.87	
56	21	19	1		1	21			20	20		1		18	66.50	
57	24	21	3			24			24	24		3	33.33	18	73.50	
58	20	19	1			20			20	20		1		17	89.52	
59	35	34	1			33	1	1	35	35		1		31	87.25	
60	17	16	1			17	1	1	17	17		1		14	87.14	
61	20	18	2			20	2		20	20		2		16	87.93	
62	17	17	2			17	2		17	17		2		16	81.96	
64	11	10	1		5	11	8	2	10	10		1	57.30	14	81.96	
65	22	19	3			22	1	1	22	22		3	75.00	19	89.89	
66	45	10	35			44	1	1	45	45		3	52.48	10	86.20	
67	43	10	20		13	42	1		30	30		2	61.50	21	83.09	
68	1															
69	16	12	3		1	15	9		15	15		3	53.66	10	85.00	
70	20	11	3		2	18	1	5	14	13		3	39.33	8	37.37	
71	17	17				16	1		17	16		1		17	50.64	
72	19	19				19	3	1	19	19		1		19	56.52	
73	57	53	4			56			57	57		4	66.25	51	75.76	
74	56	52	2		1	56	2		54	54		1		50	68.40	
75	41	37	4			41			41	41		4	75.00	37	74.81	
76	37	33	4			36	4		37	37		4	46.00	31	80.93	
77	37	34	1		1	37			35	35		1		33	81.72	
78	46	37	9			45	4	1	46	46		7	68.85	35	81.37	
79	15	14				15	1	1	14	14				13	84.92	
80	16	14	1			16			15	15		1		13	85.00	
81	11	10	1		1	11			11	11				10	66.40	
82	15	10	4			15	1	3	14	14		4	40.00	10	57.50	
83	23	18	3			23	5	2	21	21		3	22.33	16	27.25	
86	1				2	1	18	10	2	2						
40	1	23	18	4		23			22	22		4	53.75	18	62.77	
	2	27	17	10		27	4		27	27		9	47.11	11	74.54	
	3	29	18	10		29	2		28	28		1	43.54	17	76.17	
	4	27	17	7		27	3		24	24		10	43.50	15	74.73	
	5	30	25	4		29	2	1	29	28		5	57.00	22	67.81	

<sup>1</sup>For renter - occupied dwelling units and vacant nonseasonal not dilapidated units, for rent.  
<sup>2</sup>For owner - occupied dwelling units and vacant nonseasonal not dilapidated units, for sale only.

HOUSING—BLOCK STATISTICS

Table 3.—CHARACTERISTICS OF HOUSING FOR CENSUS TRACTS, BY BLOCKS: 1950—Con.

Census tract	Block	All dwelling units by occupancy and tenure					All dwelling units by condition and plumbing facilities			Occupied dwelling units			Contract monthly rent <sup>1</sup>		Value <sup>2</sup> of one-dwelling-unit structures			
		Total	Owner occupied	Renter occupied	Vacant non-seasonal not dilap., for rent or sale	Other vacant and non-resident	Number reporting	No private bath or dilap.	No running water or dilap.	Total	Persons per room		Occupied by non-white	Number reporting	Average monthly rent (dollars)	Number reporting	Average value (dollars)	
											Number reporting	1.51 or more						
40	6	27	22	5			27	1		27	27	1		5	3 4.20	19	6,884	
	7	28	24	4			28			28	28			4	5 7.50	23	6,721	
	8	23	15	8			23			23	23			7	4 2.28	12	7,333	
	9	23	19	4			23	2		23	23			3	3 8.66	18	5,833	
	10	24	17	6	1		24	9	3	24	23	2		6	3 4.16	14	5,092	
	11	21	14	5	1	1	21	10	6	19	19			5	3 9.00	14	3,835	
	12	23	16	7			21	15	13	23	23	1		6	1 9.33	13	3,323	
	13	1																
	14	7	6	1			7	3	1	7	7			1		6	4,333	
	15	16	10	6			15	12	8	16	16	3		5	2 9.40	7	3,142	
	16	23	14	7			21	12	9	21	21			7	2 9.42	10	5,400	
	17	24	19	2	2	2	22			21	21	1	1	2	5 1.11	18	5,111	
	18	30	20	9	1		29	6	1	29	29	3		7	4 1.42	19	5,189	
	19	25	19	5		1	25	1		24	24	5		5	2 9.00	17	5,688	
	20	30	24	6			30	1		30	30	1		6	3 3.33	21	6,390	
	21	28	24	4			28	4		28	28	4		4	3 3.75	21	6,942	
	22	35	25	10			34	2		35	35			9	4 3.66	21	6,538	
	23	27	18				27	1		27	27			9	4 6.66	16	6,712	
	24	28	19	8		1	28			27	27	1		7	4 2.14	19	7,752	
	25	20	19	1			20			20	20			1		18	9,000	
	26	24	22	2			24	1	1	24	24	1		2		22	6,972	
	27	22	18	4			22	2		22	22			4	3 8.75	17	7,894	
	28	23	19	1	1	2	23	2	1	20	20			1		16	8,256	
	29	42	18	24			42			42	42	2		24	3 9.79	16	7,587	
	30	32	17	15			31	2	1	32	32			14	5 1.50	13	5,900	
	31	24	19	3		2	23	1	1	22	22			3	4 3.33	18	6,888	
	32	27	18				27	2		27	27			7	4 0.14	17	6,929	
	33	39	23	16			39	4	1	39	39	2		14	4 1.50	15	5,040	
	34	23	19	3	1		22	2		22	22			3	4 0.66	15	6,306	
	35	23	19	3	1		23	6	1	22	22	2		4	4 1.75	16	5,743	
	37	25	22	3			24	6	2	25	25	2		2		19	5,615	
	38	37	31	3	1		35	8	6	36	36	3		4	2 8.00	27	6,025	
	39	29	27	1			29			28	28			1		26	7,826	
	40	53	40	11	1		53	11	1	51	50	3		11	3 7.27	33	7,024	
	41	22	16	5	1		22	5		21	21			6	4 3.66	14	5,207	
	42	26	20	5	1		26	3	2	25	25	1		6	4 6.16	17	6,458	
	43	26	18	8			25	4		26	25	2		7	3 6.14	17	6,600	
	44	28	20	8			28	1	1	28	28	1		8	3 8.87	18	6,316	
	45	6	6				6			6	6					6	6,066	
	46	24	11	12		1	24	3	2	23	23	2		12	3 6.08	8	6,950	
	47	25	16	9			25	2		25	25	2		9	4 5.55	15	8,000	
	48	35	28	7			35	2		35	35			7	4 5.00	28	7,935	
	49	18	15	2	1		18	3	1	17	17			2		16	6,837	
	50	19	18	1			19	3	1	18	18			1		17	6,264	
	51	45	37	6	1	1	45	5	1	43	43	3		5	4 8.00	36	6,661	
	52	32	15	16	1		32	3		31	31			14	4 0.57	15	7,400	
	53	14	3			11	14			3	3					3	8,066	
	54	12	10	2			12			12	12			2		9	11,111	
	55	8	7	1			8			8	8			1		7	8,814	
	56	7					7			7	7							
57	14	12	1		1	14			13	13	1		1		11	7,318		
58	27	23	2	1	1	27			25	25			2		23	7,734		
59	19	14	4			19			18	18			4	5 6.50	14	7,885		
60	8	8				8			8	8					8	6,500		
61	1					1												
62	23	19	4			23			23	23	1		4	6 7.75	19	7,778		
63	23	20	2		1	23			22	22			2		19	7,652		
64	12	11	1			12			12	12			1		9	7,444		
65	21	12	7		2	20			19	19			7	6 0.00	11	8,945		
66	1					1												
41	1	31	28	2			31		30	30								
	2	201	150	6	45	1	198		156	154	2		5	6 5.00	148	7,110		
	3	8	8				8		8	8					8	14,812		
	4	12	8	3	1		12		11	11		1	3	5 6.00	7	9,328		
	5	182	1	11	170		182		12	12			178	5 2.25				
	6	55	4	50	4	1	54		50	48			53	4 9.71				
	7	95	54	41	47		95		41	41		1	95	4 8.02				
	10	50	3	3			49		3	3			49	4 7.93				
	12	2					2			2								
	13	8		8			8		8	8				8	4 7.75			
14	5			5		5												
15	24			24		24												
20	10			10		9												
25	7	5			2	7			5	5				5	12,660			
42	3	27				26			18	18								
	6	30	18		12	30	2		18	18					29	8,744		
	7	9	8		1	9			8	8					9	10,722		
	8	11	7		1	11	3		7	7					8	11,075		
9	41	28		7	6	41		28	28					33	8,939			
43	1	4	4			4			4	4					4	7,900		
	2	23	14		8	1	13		14	14				15	8,306			

<sup>1</sup>For renter-occupied dwelling units and vacant nonseasonal not dilapidated units, for rent.  
<sup>2</sup>For owner-occupied dwelling units and vacant nonseasonal not dilapidated units, for sale only.



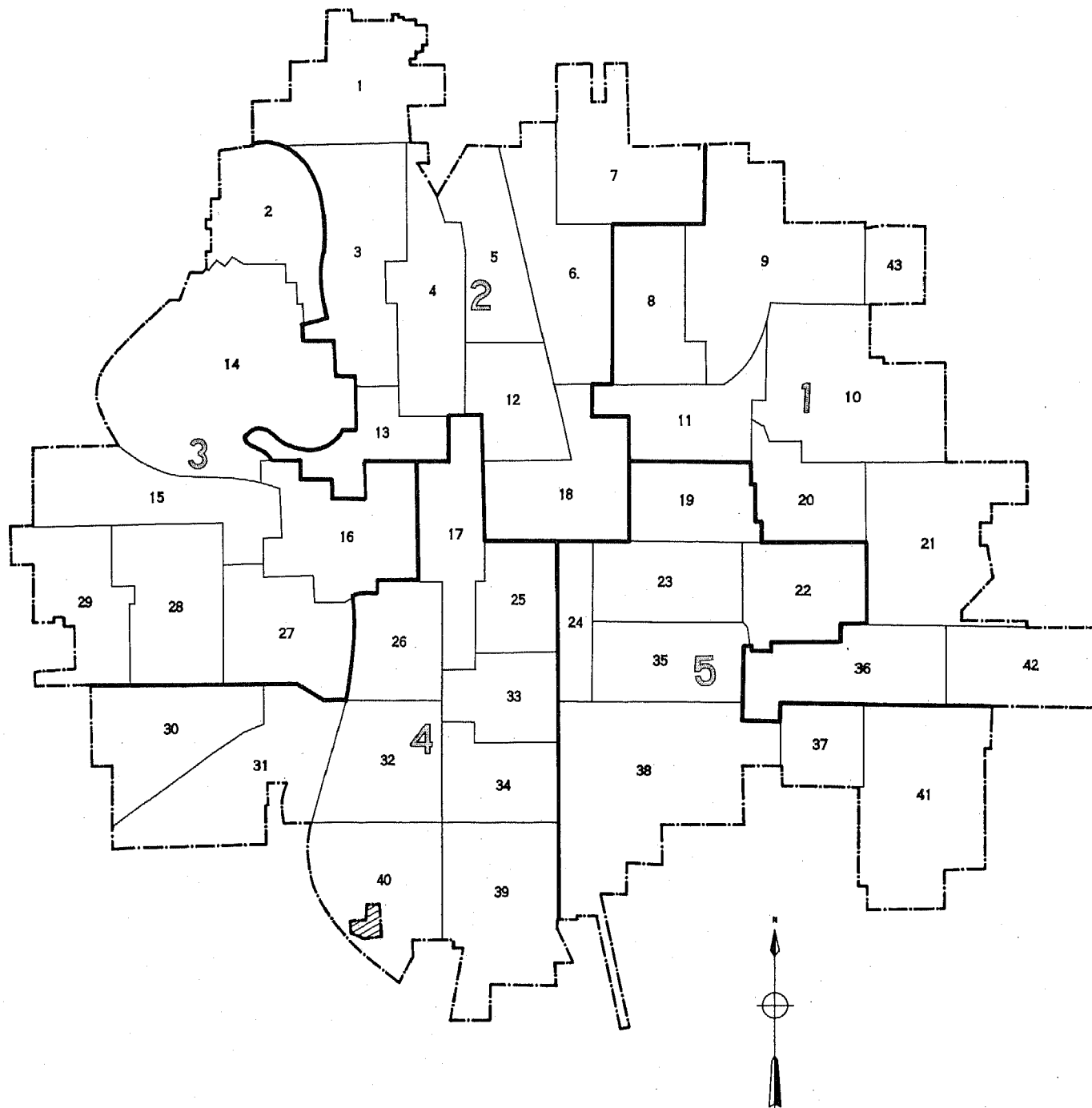
Table 3.—CHARACTERISTICS OF HOUSING FOR CENSUS TRACTS, BY BLOCKS: 1950—Con.

Census tract	Block	All dwelling units by occupancy and tenure					All dwelling units by condition and plumbing facilities			Occupied dwelling units			Contract monthly rent <sup>1</sup>		Value <sup>2</sup> of one-dwelling-unit structures		
		Total	Owner occupied	Renter occupied	Vacant non-seasonal not dilap., for rent or sale	Other vacant and non-resident	Number reporting	No private bath or dilap.	No running water or dilap.	Total	Persons per room		Occupied by non-white	Number reporting	Average monthly rent (dollars)	Number reporting	Average value (dollars)
											Number reporting	1.51 or more					
43	3	1															
	4	23	13		1	9	13		13	13					13	10,400	
	6	21	20			1			20	20					20	9,695	
	11	1															
	14	18	16		2		17		16	16					15	10,033	
	15	17	16		1		15		16	16					16	9,493	
	16	19	18	1			19		19	19				1	18	9,222	
	17	16	15		1		16		16	16				1	15	9,360	
	18	32	24	5	2	1	31	1	29	29				6	23	9,439	
	19	28	26	1	1		27		27	27				1	26	9,623	
	20	12	6		6		5		6	6					5	7,800	
	25	12	12				11		12	12					12	7,933	
	26	19	18	1			19		19	19				1	18	10,138	
	27	15	13		1	1	13		13	13					13	9,769	

<sup>1</sup>For renter - occupied dwelling units and vacant nonseasonal not dilapidated units, for rent.  
<sup>2</sup>For owner - occupied dwelling units and vacant nonseasonal not dilapidated units, for sale only.

WICHITA, KANSAS. BY CENSUS TRACTS: 1950

KEY MAP

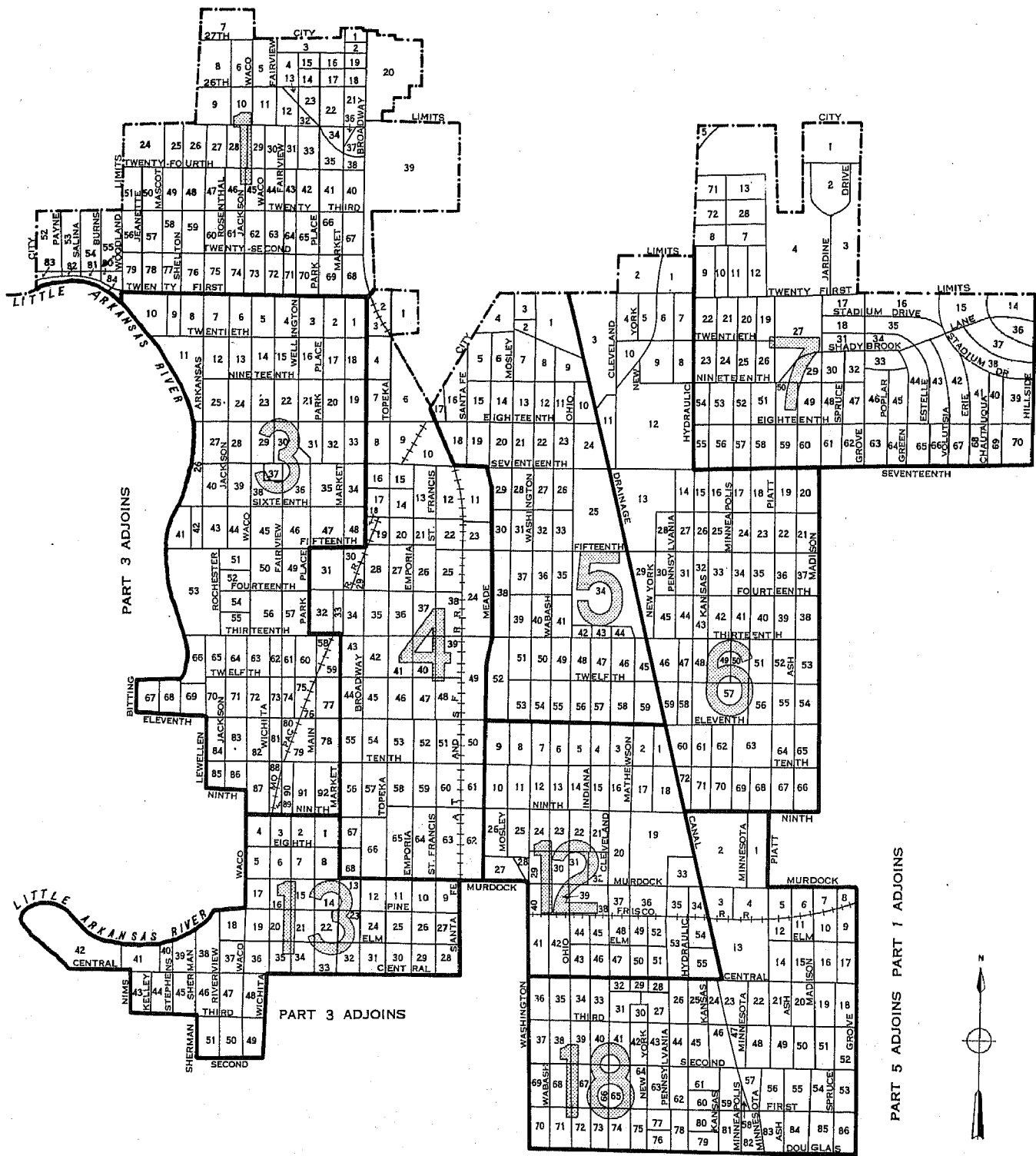


PART 2 ADJOINS

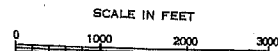


WICHITA, KANSAS, BY CENSUS TRACTS AND BLOCKS: 1950

PART 2 OF 5 PARTS



PART 4 ADJOINS PART 5 ADJOINS



LEGEND

BLOCK NUMBERS

TRACT NUMBERS

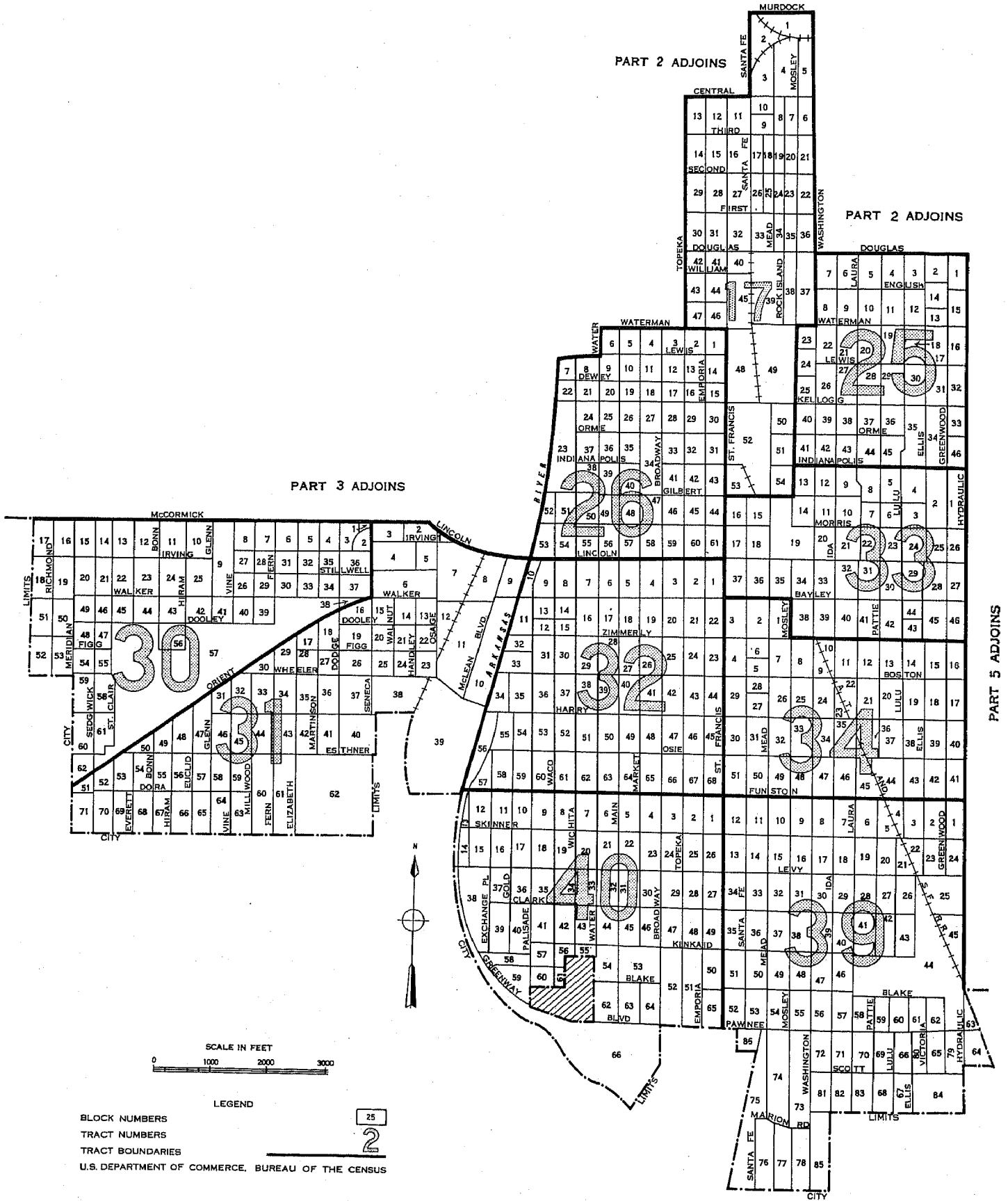
TRACT BOUNDARIES

U.S. DEPARTMENT OF COMMERCE, BUREAU OF THE CENSUS



# WICHITA, KANSAS, BY CENSUS TRACTS AND BLOCKS: 1950

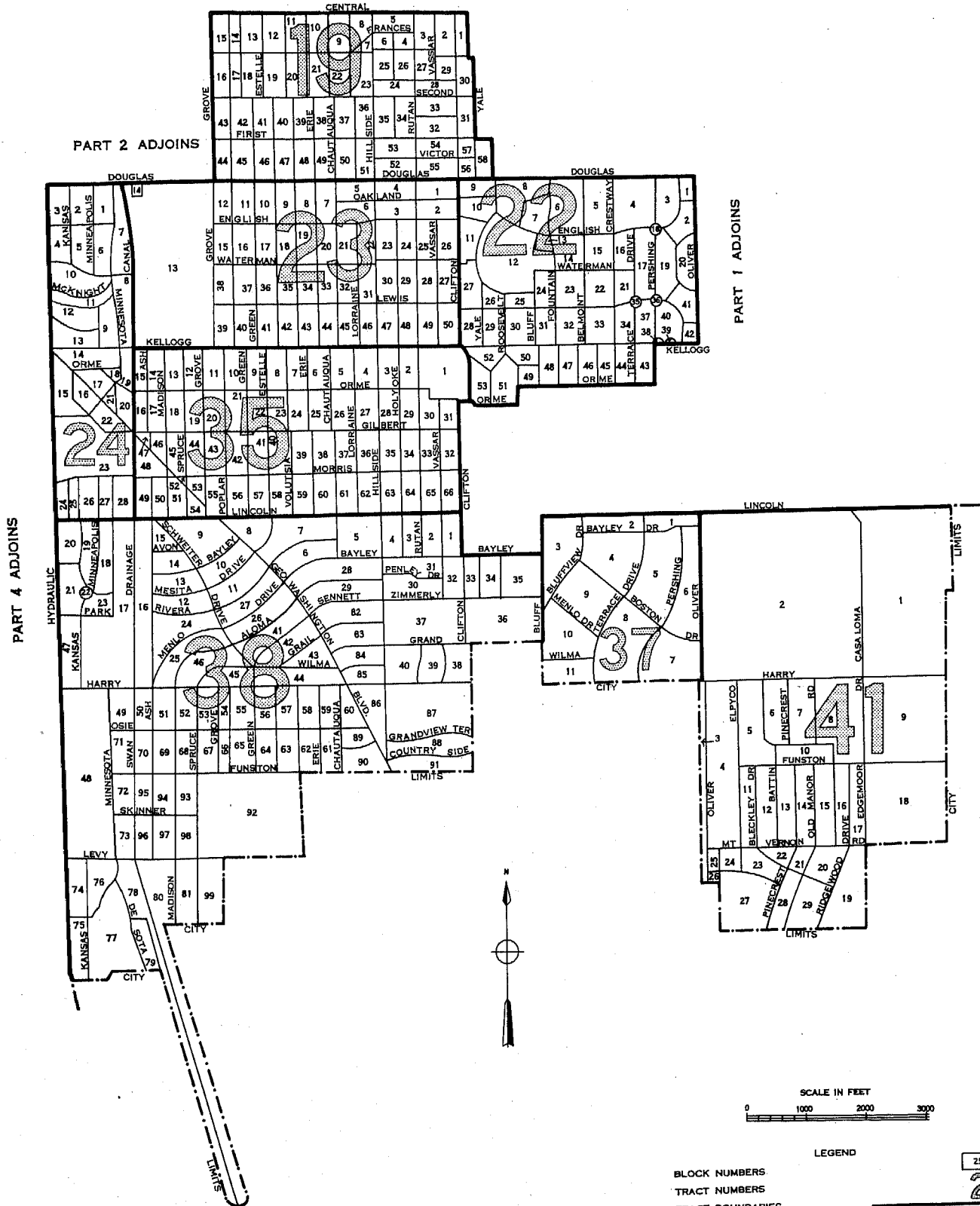
## PART 4 OF 5 PARTS



WICHITA, KANSAS, BY CENSUS TRACTS AND BLOCKS: 1950

PART 5 OF 5 PARTS

PART 1 ADJOINS



SCALE IN FEET  
0 1000 2000 3000


LEGEND

BLOCK NUMBERS  
TRACT NUMBERS  
TRACT BOUNDARIES  
U.S. DEPARTMENT OF COMMERCE, BUREAU OF THE CENSUS

25  
2

# 1950 UNITED STATES CENSUS OF HOUSING

U. S. DEPARTMENT OF COMMERCE • BUREAU OF THE CENSUS



**WILKES-BARRE, PA.**

**BLOCK  
STATISTICS**



## U. S. CENSUS OF HOUSING: 1950

### Volume

- I General Characteristics
- II Nonfarm Housing Characteristics
- III Farm Housing Characteristics
- IV Residential Financing
- V Block Statistics

Housing statistics for census tracts are to be included in the Population reports on census tracts.

## U. S. CENSUS OF POPULATION: 1950

### Volume

- I Number of Inhabitants
- II Characteristics of the Population

Succeeding volumes will cover the following subjects:

Census Tracts, Nativity and Parentage, Nonwhite Population by Race, Persons of Spanish Surname, Institutional Population, Differential Fertility, Labor Force Characteristics, Occupation, Industry, Income, Internal Migration, Education, Characteristics of Families and Households.

**UNITED STATES CENSUS of HOUSING : 1950**  
U. S. DEPARTMENT OF COMMERCE  
CHARLES SAWYER, Secretary

BUREAU OF THE CENSUS  
ROY V. PEEL, Director



**BLOCK STATISTICS**


**WILKES-BARRE**  
**PENNSYLVANIA**

*Prepared under the supervision of*  
Howard G. Brunzman, Chief  
*Population and Housing Division*

1950 HOUSING CENSUS REPORT  
VOLUME V, PART 207

UNITED STATES GOVERNMENT PRINTING OFFICE 1951

**BLOCKS • WARDS**





## BUREAU OF THE CENSUS

ROY V. PEEL, *Director*

A. ROSS ECKLER, *Deputy Director*  
HOWARD C. GRIEVES, *Assistant Director*  
CONRAD TAEUBER, *Assistant Director*  
MORRIS H. HANSEN, *Assistant Director for Statistical Standards*  
ROBERT Y. PHILLIPS, *Assistant Director for Operations*  
CALVERT L. DEDRICK, *Coordinator, International Statistics*  
FRANK R. WILSON, *Information Assistant to the Director*

### Population and Housing Division—

HOWARD G. BRUNSMAN, *Chief*  
WAYNE F. DAUGHERTY, *Assistant Chief for Housing*  
ROBERT B. VOIGHT, *Assistant Chief for Operations*  
HENRY S. SHRYOCK, Jr., *Assistant Chief for Population*  
EDWIN D. GOLDFIELD, *Program Coordinator*

Quality and Equipment Statistics—ROBERT C. HAMER, *Chief*  
Inventory Statistics—CARL A. S. COAN, *Chief*  
Developmental Programs—J. HUGH ROSE, *Chief*  
Residential Financing—JUNIA H. HONNOLD, *Chief*  
Territories and Possessions—JOEL WILLIAMS, *Chief*  
Statistical Sampling—JOSEPH STEINBERG, *Chief*  
Statistical Procedure—MORTON A. MEYER, *Chief*  
Processing Operations—MILTON D. LIEBERMAN, *Chief*

Administrative Service Division—WALTER L. KEIHRES, *Chief*  
Agriculture Division—RAY HURLEY, *Chief*  
Budget Officer—CHARLES H. ALEXANDER  
Business Division—HARVEY KAILIN, *Acting Chief*  
Field Division—LOWELL T. GALT, *Chief*  
Foreign Trade Division—J. EDWARD FLY, *Chief*  
Geography Division—CLARENCE E. BATSCHULET, *Chief*  
Governments Division—ALLEN D. MANVEL, *Chief*  
Industry Division—MAXWELL R. CONKLIN, *Chief*  
Machine Tabulation Division—C. F. VAN AKEN, *Chief*  
Personnel Division—HELEN D. ALMON, *Chief*

### SUGGESTED IDENTIFICATION

U. S. Bureau of the Census. *U. S. Census of Housing: 1950. Vol. V, Block Statistics, Part 207.*  
U. S. Government Printing Office, Washington, D. C., 1952.

For sale by the Superintendent of Documents, U. S. Government Printing Office, Washington 25, D. C.,  
or any of the Field Offices of the Department of Commerce - Price 15 cents

## PREFACE

This report presents statistics on characteristics of dwelling units by blocks for the city. The tabulations are based on data from the 1950 Census of Housing, taken as of April 1, 1950. Authorization for the 1950 Census of Housing as part of the Seventeenth Decennial Census was provided by the Housing Act of 1949, approved July 15, 1949.

The major portion of the information compiled from the 1950 Census of Housing appears in Volume I, *General Characteristics*; Volume II, *Nonfarm Housing Characteristics*; Volume III, *Farm Housing Characteristics*; Volume IV, *Residential Financing*; and Volume V, *Block Statistics*. Volume V consists of separate reports, issued as bulletins for each of the 209 cities which in 1940 or in a subsequent census had a population of 50,000 or more. These reports will not be bound into a single publication.

The subjects covered in both the 1950 and 1940 reports on characteristics of dwelling units by blocks are substantially similar.

This report was prepared under the direction of Howard G. Brunsman, Chief, Population and Housing Division, and Wayne F. Daugherty, Assistant Chief for Housing. Robert C. Hamer, Chief, Quality and Equipment Statistics Section, was in charge of coordinating the content and the format of the report with assistance from Carl A. S. Coan, Chief, Inventory Statistics Section; Floyd D. McNaughton, Chief, Equipment and Facilities Unit; Beulah Washabaugh, Chief, Tenure and Vacancy Unit; and Walter A. Hines. The compilation of the statistics was under the supervision of Robert B. Voight, Assistant Chief for Operations.

The collection of the information on which these statistics are based was under the supervision of Lowell T. Galt, Chief, Field Division. The geographic work, including the assignment of all block numbers and the preparation of maps, was under the supervision of Clarence E. Batschelet, Chief, Geography Division. The data were tabulated under the supervision of C. F. Van Aken, Chief, Machine Tabulation Division.

January 1952.

# WILKES-BARRE, PA.

## CONTENTS

### INTRODUCTION

	Page		Page
General.....	1	Definitions and explanations—Continued	
Related reports.....	1	Persons per room.....	2
Use of data.....	1	Color of occupants.....	2
Comparability with 1940 Housing Census data.....	1	Contract monthly rent.....	2
Definitions and explanations.....	1	Value of one-dwelling-unit structures.....	2
Dwelling unit.....	1	Number reporting.....	2
Occupancy and tenure.....	2	Block identification.....	2
Condition and plumbing facilities.....	2		

### TABLES

	Page
Table 1.—Characteristics of housing for the city: 1950.....	3
Table 2.—Characteristics of housing by wards: 1950.....	3
Table 3.—Characteristics of housing for wards, by blocks: 1950.....	4

Map of city, by blocks, appears following last page of tables.

# BLOCK STATISTICS

## INTRODUCTION

### GENERAL

Volume V of the Reports on Housing consists of a separate report for each of the 209 cities which in 1940, or in a subsequent census prior to 1950, had a population of 50,000 or more. Each report presents for the city, by blocks, tabulations for a limited number of subjects obtained in the Census of Housing. The subjects in these reports are similar to those in the block statistics supplements to Volume I of the reports of the 1940 Census of Housing. The subjects in this report present the number of dwelling units classified by occupancy and tenure, condition and plumbing facilities, persons per room, color of occupants, average contract monthly rent of renter-occupied and selected vacant units, and the average value of one-dwelling-unit owner-occupied and selected vacant structures. In table 1, the statistics for these subjects are summarized for the city. Table 2 contains the statistics for wards; these are the only statistics for wards that will be published from the 1950 Census of Housing. In table 3, the data are presented by blocks within wards and block areas. Maps identifying the location of each block and the ward boundaries are a part of this report.

**Related reports.**—Related statistics for this city are contained in the Reports on Housing, Volume I, *General Characteristics*; and in the Reports on Population, Volume I, *Number of Inhabitants*, and Volume II, *Characteristics of the Population*.

The Reports on Housing for each State in Volume I present data on the characteristics of dwelling units for the State by residence (urban, rural nonfarm, and rural farm), for standard metropolitan areas, urbanized areas, counties, for urban places, places of 1,000 to 2,500 inhabitants, and rural-nonfarm and rural-farm dwelling units for each county. Each report includes the following subjects: occupancy, tenure, race of occupants, type of structure, year built, condition and plumbing facilities, water supply, toilet and bathing facilities, number of rooms, number of persons, persons per room, electric lighting, heating equipment, heating and cooking fuels, refrigeration equipment, kitchen sink, radio, television, and, for nonfarm units, the contract monthly rent, gross monthly rent, and value of one-dwelling-unit structures.

Volume I of the Reports on Population shows the 1950 population of each county and of each minor civil division within the county. It also contains figures for each incorporated place, for each unincorporated place with 1,000 or more inhabitants, and for incorporated places of 5,000 or more by wards. A special series of tables presents data for each urbanized area giving the incorporated places and portions of minor civil divisions within it.

Volume II of the 1950 Population Reports contains statistics on the general characteristics of the population. Chapter A of this volume repeats the figures on number of inhabitants as shown in Volume I; Chapter B presents demographic, economic, and social characteristics of the population; and Chapter C gives more detailed cross-classifications for States and large cities and standard metropolitan areas.

**Use of data.**—The tabulation of housing characteristics for areas as small as city blocks provides descriptive material of considerable value for technical studies of housing in the city. The statistics will be useful in compiling totals for special types of areas that may be defined to meet the requirements of individual investigators. Users of the data should bear in mind that in

practically all cases the data for a given block represent the work of only one enumerator. Consequently, housing characteristics for blocks are subject to a wider margin of error than is to be expected in the figures for tracts or wards which represent returns made by a number of enumerators. Misinterpretation of instructions by one enumerator may cause a significant bias in the statistics for a block even though it may have a negligible effect upon the figures for larger areas. In particular, the enumeration of "condition" depended to a considerable extent upon the judgment of the individual enumerator. Also, failure to indicate the correct block number for a significant number of dwelling units may introduce errors into the block data.

**Comparability with 1940 Housing Census data.**—In the 1940 Census of Housing, reports entitled "Block Statistics" were issued as supplements to the first series of Housing bulletins. These supplements consisted of separate reports for each of the 191 cities which had 50,000 inhabitants or more in 1930.

In the 1950 reports, the block numbers used are different, in most cases, from those used in the 1940 reports. Therefore, to compare 1940 and 1950 data for a given block, it is necessary to locate the block on the maps to obtain the corresponding 1940 and 1950 block numbers.

The subjects in both the 1940 and 1950 reports are substantially similar. However, data on number of structures, year built, and mortgage status have been omitted from the 1950 report. Furthermore, in the 1940 reports average contract or estimated monthly rent was reported for all dwelling units while in 1950 average contract monthly rent is reported for some, and average value for other, dwelling units.

### DEFINITIONS AND EXPLANATIONS

More detailed and complete definitions are presented in Volume I of the Housing Reports.

**Dwelling unit.**—In general, a dwelling unit is a group of rooms or a single room, occupied or intended for occupancy as separate living quarters, by a family or other group of persons living together or by a person living alone.

A group of rooms, occupied or intended for occupancy as separate living quarters, is a dwelling unit if it has separate cooking equipment or a separate entrance. A single room, occupied or intended for occupancy as separate living quarters, is a dwelling unit if it has separate cooking equipment or if it constitutes the only living quarters in the structure. Also, each apartment in a regular apartment house is a dwelling unit even though it may not have separate cooking equipment. Excluded from the dwelling unit count are large rooming houses, institutions, dormitories, and transient hotels and tourist courts.

In the 1940 Census, a dwelling unit was defined as the living quarters occupied or intended for occupancy by one household. A household consisted of a family or other group of persons living together with common housekeeping arrangements, or a person living entirely alone. However, the enumerator was not explicitly instructed to define rooms as dwelling units on the basis of cooking equipment or separate entrance.

The number of dwelling units in the 1950 Census may be regarded as comparable with the number of dwelling units in the 1940 Census. Some living quarters may have been classified as separate dwelling units in the one census and not in the other. Further, in the 1950 Census, living quarters with five or more

lodgers were not tabulated as dwelling units; generally, such quarters were included in the 1940 dwelling unit count. However, the net effect of these changes is probably small.

**Occupancy and tenure.**—Dwelling units are classified by occupancy and tenure into four groups: owner-occupied; renter-occupied; vacant nonseasonal not dilapidated, for rent or sale; and other vacant and nonresident. A dwelling unit is classified as owner-occupied if it was owned wholly or in part by the head of the household or by some related member of his family living in the dwelling unit. All other occupied units are classified as renter-occupied whether or not cash rent was actually paid for living quarters. Rent-free units and living accommodations received in payment for services performed are thus included with the renter-occupied units.

A dwelling unit is considered vacant if no persons are living in it at the time of enumeration. New units not yet occupied were enumerated as vacant dwelling units if construction had proceeded to the extent that all the exterior windows and doors were installed and final usable floors were in place. The classification "Vacant nonseasonal not dilapidated, for rent or sale" is descriptive of the vacant dwelling units reported in this classification. "Other vacant and nonresident" units include all dilapidated and seasonal vacant units as well as the not dilapidated units which were not for rent or sale.

Because of changes in enumeration procedures, the counts of total vacant units in 1940 and 1950 are not strictly comparable. In 1940, vacant units were enumerated if they were habitable; units uninhabitable and beyond repair were excluded from the enumeration. In 1950, units were included regardless of condition if they were intended for occupancy as living quarters. Therefore, no comparison should be made between the data on "vacant nonseasonal not dilapidated, for rent or sale" units from the 1950 Census and data in the 1940 Census reports.

In both censuses, dwelling units occupied entirely by non-residents were included with vacant units not for rent or sale. Trailers, tents, houseboats, and railroad cars which were vacant were excluded from the dwelling unit inventory in both 1950 and 1940.

**Condition and plumbing facilities.**—Data on condition of a dwelling unit are shown in combination with data for selected plumbing facilities and are, therefore, limited to units for which both condition and plumbing facilities are reported. Plumbing facilities include water supply, toilet facilities, and bathing facilities.

The category "with private bath" includes those dwelling units reported with both a flush toilet and a bathtub or shower inside the structure for the exclusive use of the occupants of the unit. The category "no private bath" includes those dwelling units not having private flush toilet or not having private bathing facilities. The "no running water" category includes units with only piped running water outside the structure or with only other sources such as a hand pump.

A dwelling unit is "dilapidated" when it is run-down or neglected, or is of inadequate original construction, so that it does not provide adequate shelter or protection against the elements or it endangers the safety of the occupants.

**Persons per room.**—The number of persons per room has been computed for each occupied dwelling unit by dividing the number of persons in the dwelling unit by the number of rooms in the dwelling unit. All persons enumerated in the Population Census as members of the household (including lodgers, servants, and other nonrelated persons) are counted in determining the number of persons that occupy the dwelling unit. The number of rooms in the dwelling unit includes all rooms available for living quarters throughout the year. Not counted as rooms are bathrooms, closets, pantries, halls, screened porches, and unfinished rooms in the basement and attic.

**Color of occupants.**—Occupied dwelling units are classified by color of head of household according to the definition used in the

1950 Census of Population. The group designated as "nonwhite" consists of Negroes, Indians, Japanese, Chinese, and other nonwhite races. Persons who are not definitely Indian or of other nonwhite race are classified as white.

**Contract monthly rent.**—Contract monthly rent is the rent, at the time of enumeration, contracted for by the renter regardless of whether it includes furniture, heating fuel, electricity, cooking fuel, water, or personal services.

Monthly rent for vacant dwelling units is the amount asked for the dwelling unit at the time of enumeration. The average monthly rent relates to renter-occupied dwelling units and vacant nonseasonal not dilapidated units for rent. Dwelling units which are occupied "rent-free" are not included with the units reporting rent.

**Value of one-dwelling-unit structures.**—Average value is shown for owner-occupied dwelling units and vacant nonseasonal not dilapidated units which are for sale only. Value is shown only if the unit is in a one-dwelling-unit structure without business and if it is the only dwelling unit included in the property. The value represents the amount for which the owner estimates that the property, including such land as belongs with it, would sell under ordinary conditions and not at a forced sale. For vacant units, value is the sale price asked by the owner.

**Number reporting.**—Occupancy and tenure are reported for all dwelling units, and color of occupants is reported for all occupied units. The corresponding distributions for these subjects in table 1 are based on all dwelling units and on occupied units, respectively. For all other subjects, the distributions are based on the units for which the specific characteristics are reported, that is, the "Number reporting."

The number of dwelling units for which the enumerator obtained no report on a particular item is shown for the city totals only; however, the number "not reported" can easily be derived for each area in tables 2 and 3 by subtracting the number reporting from the total number of dwelling units (or total occupied).

**Block identification.**—A map or series of maps is included in this report showing block numbers for each block, number and letter designations for wards and block areas, and the names of principal streets.

Blocks are identified by serial numbers, a separate series of numbers being used for each ward or for a group of wards. Thus, the location of each block for which data are presented in table 3 may be determined by referring to the ward and block number shown on the map. Similarly, data for a specific block may be located in the table by reference to the map for the identification numbers of the ward and block.

In some cities "block areas" have been established to facilitate the numbering of blocks in groups of less than 1,000. This may cause a break in the sequence of block numbers within a ward. Where this occurs each part of the ward that is in a separate block area is distinguished on the map, and in the table the data are shown for blocks in numerical order within each block area section of the ward. When a boundary of a ward cuts through a block separating the block into segments, the statistics for each segment are tabulated in the ward in which it is physically located on the map. In such cases, to obtain the statistics for the entire block it is necessary to add the statistics for all segments.

If no dwelling units are reported for a block, the block number is not listed in table 3, although it is shown on the map. Dwelling units for which the block number was not reported are indicated in the table by the symbol "NR." Detailed data are not shown for such dwelling units, nor for blocks containing fewer than three dwelling units. Average monthly rent is not shown when the monthly rent was reported for fewer than three dwelling units. Average value is not shown when the value of one-dwelling-unit properties was reported for fewer than three dwelling units. All dwelling units are included, however, in the statistics for the city and for each ward.

Table 1.—CHARACTERISTICS OF HOUSING FOR THE CITY: 1950

Subject	Number	Percent	Subject	Number	Percent
<b>OCCUPANCY AND TENURE</b>			<b>PERSONS PER ROOM</b>		
All dwelling units.....	21,342	100.0	Occupied dwelling units.....	21,056	...
Owner occupied.....	9,824	46.0	Number reporting.....	20,774	100.0
Renter occupied.....	11,232	52.6	1.50 or less.....	339	98.4
Vacant nonseasonal not dilapidated, for rent or sale.....	122	0.6	1.51 or more.....	282	1.6
Other vacant and nonresident.....	164	0.8	Not reported.....		...
<b>CONDITION AND PLUMBING FACILITIES</b>			<b>CONTRACT MONTHLY RENT</b>		
All dwelling units.....	21,342	...	Renter-occupied, and vacant nonseasonal not dilapidated units, for rent—Number reporting.....	10,715	...
Number reporting.....	20,669	100.0	Total contract monthly rent..... dollars.....	364,078	...
With private bath, not dilapidated.....	17,224	83.3	Average monthly rent..... dollars.....	33.98	...
No private bath, with running water, not dilapidated.....	1,814	8.8	<b>VALUE OF ONE-DWELLING-UNIT STRUCTURES</b>		
No running water or dilapidated.....	1,631	7.9	Owner-occupied, <sup>1</sup> and vacant nonseasonal not dilapidated units, for sale only—Number reporting.....	6,619	...
Condition or plumbing facilities not reported.....	673	...	Total value or sale price..... dollars.....	43,912,400	...
No private bath or dilapidated.....	3,445	16.7	Average value..... dollars.....	6,634	...
<b>COLOR OF OCCUPANTS</b>					
Occupied dwelling units.....	21,056	100.0			
White.....	20,847	99.0			
Nonwhite.....	209	1.0			

<sup>1</sup> Restricted to 1-dwelling-unit properties.

Table 2.—CHARACTERISTICS OF HOUSING BY WARDS: 1950

Ward	All dwelling units by occupancy and tenure					All dwelling units by condition and plumbing facilities			Occupied dwelling units			Contract monthly rent <sup>1</sup>		Value <sup>2</sup> of one-dwelling-unit structures		
	Total	Owner occupied	Renter occupied	Vacant nonseasonal not dilap., for rent or sale	Other vacant and non-resident	Number reporting	No private bath or dilap.	No running water or dilap.	Total	Persons per room	Occupied by non-white	Number reporting	Average monthly rent (dollars)	Number reporting	Average value (dollars)	
	21342	9824	11232	122	164	20669	3445	1631	21056	20774	339	209	10715	33.98	6619	6,634
TOTAL	21342	9824	11232	122	164	20669	3445	1631	21056	20774	339	209	10715	33.98	6619	6,634
1	1013	515	486	3	9	979	179	101	1001	985	26		469	29.19	335	5,223
2	943	524	413	1	5	918	153	88	937	931	16		381	27.35	390	5,233
3	3559	631	708	4	16	1270	367	155	1339	1270	41	1	647	24.10	428	5,587
4	527	80	425	14	8	516	93	50	505	500	11	2	420	47.93	45	1,315
5	339	362	267	4	6	330	36	27	329	327	9	1	264	41.30	20	9,500
6	929	361	602	3	3	933	183	119	963	959	20	6	579	29.87	207	5,655
7	227	46	173		8	211	6	2	219	211	2		151	56.05	31	2,903
8	385	43	328	3	11	359	65	34	371	364	9	3	313	39.28	27	6,110
9	946	431	499	9	7	922	185	123	930	925	14	2	479	31.90	226	14,075
10	1160	387	747	14	12	1095	39	31	1134	1113	5	7	713	56.47	226	14,075
11	588	179	402	2	5	555	146	119	581	559	18	3	385	34.08	106	5,948
12	1811	792	988	20	11	1771	138	68	1780	1771	10	9	957	47.39	515	9,005
13	2248	1207	1020	7	14	2169	346	178	2227	2184	35	6	958	28.57	893	6,522
14	2391	1400	969	9	13	2331	346	135	2369	2343	30	4	907	27.40	1064	5,524
15	2176	1086	1062	16	12	2137	73	37	2148	2137	11		1028	35.28	729	7,262
16	1949	923	1004	11	11	1900	447	68	1927	1914	40		974	28.24	602	6,004
17	604	381	238	1	4	597	119	71	599	596	9		225	25.68	255	5,417
18	770	363	406	1		760	216	106	769	760	16	2	397	23.19	235	5,175
19	460	214	240		6	444	164	91	454	453	9		228	22.01	126	5,133
20	477	219	255		3	472	144	28	474	472	8		240	21.30	134	5,041

<sup>1</sup>For renter-occupied dwelling units and vacant nonseasonal not dilapidated units, for rent.

<sup>2</sup>For owner-occupied dwelling units and vacant nonseasonal not dilapidated units, for sale only.



HOUSING—BLOCK STATISTICS

Table 3.—CHARACTERISTICS OF HOUSING FOR WARDS, BY BLOCKS: 1950

[Detailed statistics not shown for blocks containing fewer than 3 dwelling units, nor for dwelling units not allocated by blocks (designated by NR)]

Ward	Block	All dwelling units by occupancy and tenure					All dwelling units by condition and plumbing facilities			Occupied dwelling units			Contract monthly rent <sup>1</sup>		Value <sup>2</sup> of one-dwelling-unit structures	
		Total	Owner occupied	Renter occupied	Vacant non-seasonal not dilap., for rent or sale	Other vacant and non-resident	Number reporting	No private bath or dilap.	No running water or dilap.	Total	Persons per room		Number reporting	Average monthly rent (dollars)	Number reporting	Average value (dollars)
											Number reporting	1.51 or more				
1	4	30	17	13		30	4	4	30	30		12	288.3	17	5,482	
	5	1														
	6	20	9	11												
	7	19	12	7			20	14	11	20	20	11	18.09	3	3,666	
	8	12	5	7			19	8	7	19	19	6	17.83	9	5,444	
	9	10	9	1			10	7	2	12	12	1	14.57	2	5	
	10	11	4	7			9	4	7	10	10	1		5	4,900	
	11	30	19	11			28	12	6	11	11	2	16.00	3	3,666	
	12	63	36	27			61	18	2	30	29	11	17.90	13	4,146	
	13	36	22	14			36	2		63	63	26	22.84	25	5,680	
	14	60	34	26			59	3		36	36	14	28.78	19	6,068	
	15	53	24	29			52	2		60	60	24	30.33	27	6,148	
	16	17	8	9			17	2		53	53	28	26.85	19	6,131	
	17	89	41	45		3	87	11	3	17	17	2	42.85	6	6,533	
	18	94	44	47	1	2	94	12	6	86	86	45	25.97	29	5,810	
	19	33	21	12			33	10	5	91	91	47	29.02	22	5,404	
	20	141	63	76	1	1	139	10	10	33	33	11	28.27	17	4,488	
	37	88	46	40		2	86	24	18	134	134	72	38.05	36	8,597	
	38	38	14	24			38			86	86	38	38.02	18	3,977	
	39	36	17	18	1		36			38	38	24	32.12	11	5,181	
	40	68	37	30		1	68	6	2	35	35	19	32.52	13	4,346	
	41	64	33	31			62	2	5	67	66	29	29.20	24	5,958	
	2	158	73	45	27	1	72	5	1	72	72	1	27	27.18	40	5,557
		160	52	23	29		52	3	3	52	52	4	29	25.20	19	5,289
		161	19	13	6		19	9	3	19	19	5	5	22.40	10	5,850
		162	21	10	11		21	7	5	21	21	8	8	29.00	9	4,022
		163	7	3	3		7			6	6	2	2	29.00	3	2,833
		164	2				2									
		165	11	7	4		11	1	1	11	11	1	4	21.25	6	5,916
		166	29	10	19		29	9	3	29	29		15	24.93	9	5,000
		167	38	18	18		38	1		36	35		18	28.88	6	4,666
		224	2				2									
		225	13	8	5		13			13	13		5	27.20	4	6,250
		226	2				2			13	13		5	27.20	4	6,250
		227	27	19	8		27	2		27	26		8	29.50	13	5,346
		228	18	12	6		18	2	2	18	18		4	24.25	1	
		229	21	16	5		21			21	21		5	26.00	12	4,591
		230	16	12	4		16	3	2	16	16		3	28.33	9	5,022
		231	17	13	4		17			17	17		4	29.50	10	6,250
		232	14	10	4		14	5	3	14	14		4	19.33	6	5,133
		233	20	11	9		20	4	1	20	20		8	24.12	6	6,500
234		13	7	6		13			13	13		5	24.40	7	7,428	
235		28	14	14		28			28	26	1	13	46.15	10	5,600	
236		31	9	22		29			31	31	1	21	30.14	7	8,857	
237		22	8	13		22	7	5	21	21	1	11	34.72	3	6,166	
238		25	11	14		25	1		25	25		12	33.75	7	6,000	
239		49	27	22		48	4	1	49	48	1	21	28.66	18	5,055	
260		35	22	13		34	13	9	35	35		13	21.61	20	4,475	
262		16	12	4		15	4	2	16	16	1	3	26.66	11	7,436	
263		12	7	5		12	4	1	12	12	1	5	26.00	6	5,500	
264		13	11	2		13			13	12	1	2	26.00	10	6,600	
265		11	7	4		11	2		11	11	1	3	30.00	6	7,000	
266		14	8	6		14	2		14	14		6	37.50	5	8,400	
267		7	4	3		7	1		7	7		2		2		
268		23	8	15		23	9	8	23	23		14	26.64	6	4,000	
269		18	11	7		18			18	18	1	7	31.42	9	5,166	
270		34	24	10		33	7		34	34		9	26.22	17	4,694	
271		3	3			3			3	3		1		1		
272		24	11	13		22	14	13	24	24		13	21.07	10	3,430	
273		38	24	14		36	19	16	38	38	1	13	24.15	23	4,130	
274		31	24	7		29	5	3	31	31		7	23.71	18	3,916	
275		37	14	23		36	2		37	37	1	22	18.77	11	3,527	
276		2				2			2	2		9				
277	23	12	10	1	22	3	2	22	22	1	17	24.77	10	7,950		
278	32	13	19		26	1	1	32	32		9	31.52	9	5,700		
3	151	9		9		9			9	9		9	34.77			
	152	33	5	28		33	4	2	33	33	2	28	30.42	4	6,125	
	153	63	21	41		62	12	8	62	62	2	36	26.08	16	4,656	
	154	30	14	15		29	4	1	29	29		14	29.00	12	3,575	
	155	16	1	12		13	1		13	13		12	21.75	1		
	156	70	41	29		70	4		70	70		29	33.65	31	5,532	
	240	33	25	8		33	2		33	33	1	27	27.14	21	6,285	
	241	47	27	20		45	14	4	47	47		19	26.10	18	3,638	
	242	53	9	42		46	22	19	51	51	1	40	33.27	3	3,000	
	243	81	38	39		74	36	35	77	76	1	38	20.65	28	4,760	
	244	62	32	29		56	17	14	61	58	4	28	22.92	23	4,604	
	245	27	9	18		23	6	5	27	23	4	15	22.20	3	7,167	
	246	106	34	71	1	67	30	12	105	66	3	54	20.42	3	5,333	
	247	82	37	44		81	20	6	81	81	3	39	21.51	24	4,104	
	248	20	8	12		12	6	2	20	20		13	16.12	3	6,666	
249	21	7	14		21	7	4	21	21	1	13	28.15	6	4,000		
250	85	54	31		85	7	3	85	85		29	23.89	43	4,262		

<sup>1</sup>For renter - occupied dwelling units and vacant nonseasonal not dilapidated units, for rent.  
<sup>2</sup>For owner - occupied dwelling units and vacant nonseasonal not dilapidated units, for sale only.

WILKES-BARRE, PA.

Table 3.—CHARACTERISTICS OF HOUSING FOR WARDS, BY BLOCKS: 1950—Con.

Ward	Block	All dwelling units by occupancy and tenure					All dwelling units by condition and plumbing facilities			Occupied dwelling units			Contract monthly rent <sup>1</sup>		Value <sup>2</sup> of one-dwelling-unit structures	
		Total	Owner occupied	Renter occupied	Vacant non-seasonal not dilap., for rent or sale	Other vacant and non-resident	Number reporting	No private bath or dilap.	No running water or dilap.	Total	Persons per room		Number reporting	Average monthly rent (dollars)	Number reporting	Average value (dollars)
											Number reporting	1.51 or more				
3	251	107	49	58		106	25	2	107	107	2	54	2272	36	4727	
	252	6	4	2		6			6	6		2		4	7500	
	253	39	23	16		38	18	9	39	39		15	2026	17	4000	
	254	106	61	42		103	38	25	103	102	6	38	2581	47	5191	
	255	17	10	7		17			17	17		4	2800	6	4250	
	256	76	28	46	2	72	34	1	74	70	2	4	1774	14	3900	
	257	81	41	39	1	80	42	3	80	70	5	3	1605	20	4890	
	258	1														
	258	1														
	260	37	13	24		37	18		37	37	2	2	1366	10	4650	
	261	51	39	12		51			51	51		12	3291	34	6014	
4	21	4	2	2		4	1	1	4	4	3	2		1		
	22	50	13	37		47	14	14	50	47	1	3	3640	5	8200	
	23	142	7	128	5	136	1		135	135	1	2	5088	5	20400	
	25	32	1	29	1	32			30	30			5451			
	26	14		14		14			14	14		13	4200			
	27	83	13	68		83	20		81	81		6	4428	8	13375	
	28	98	15	78		98	22		93	93		7	5823	11	9154	
	29	60	16	42	1	58	13	13	56	56	2	4	4483	8	13750	
	30	4		4		4	3		4	4		5	2025			
	31	10	4	5		10	6	6	9	9			2320	2		
	32	5	2	3		5	4	4	5	5		3	4366			
	33	4	2	1	1	4	1		3	3		1		2	2	
	34	4	2	1	1	4			3	3		2		2	2	
	35	17	3	13		17	8	8	16	16		12	2858	1		
5	77	90	17	72		90	4	1	89	89	2	72	4538	8	5687	
	78	20	2	18		20	1	1	20	20	1	18	4933	1		
	79	22	2	18		19	6	5	20	19	2	18	4850			
	80	60	9	51		59	5	5	60	60		5	4776	3	7833	
	81	8	1	7		8			8	8		7	4500			
	82	7		7		7			7	7		7	3500			
	83	17		17		17			17	17	1	17	3894			
	84	24	3	19		24	4	4	22	22	2	19	2600			
	85	28	5	21	2	25	4	4	26	26	2	20	3380	1	5666	
	87	31	13	15		29	8	2	28	28		14	2428	3		
	88	30	10	20		30	4	4	30	29	1	20	3605	4	6575	
149	2															
6	293	20	2	18		16	6	6	20	20	1	18	2494			
	294	11	2	9		11	6	5	11	11	3	9	3455	1		
	295	101	32	69		101	11	11	101	101	1	3	3425	16	5593	
	325	43	14	29		37	8		44	43		6	3734	3	6333	
	326	43	6	36	1	39	15	1	42	41	2	36	3736			
	327	45	15	29		40	3		42	43	2	27	2411	10	4710	
	328	12	7	5		12	2		12	12	1	5	4920	3	11166	
	363	29	13	16		29	2		29	29		16	3043	9	4555	
	364	90	38	52		85	29		90	88	3	48	2506	27	4818	
	365	34	5	29		34	17	15	34	34	4	27	3007			
	366	114	26	86	1	113	16		112	112	2	85	2845	8	6750	
	367	15		15		15	7	5	15	15		28	3814	10	7660	
	387	37	17	20		37	4		37	37	1	20	3390	7	3857	
	388	47	19	28		47	7	1	47	47		28	3271	7	7000	
	389	7	1	6		7			7	7		6	2950			
	390	6	2	3		6			5	5		2				
	391	4	3	1		4			4	4		1		1		
	392	34	19	15		34	8		34	34		15	2526	10	5500	
	407	8	3	5		8			8	8		4	2625	2		
	408	17	7	10		17			17	17		8	2650	3	6833	
	409	18	7	11		18			18	18		11	2245	6	6833	
410	14	7	7		14			14	14		7	2614	2			
412	2				2			2	2							
413	44	20	23	1	41	4		43	43	2	21	2090	12	5341		
426	22	15	7		18	1		22	22		6	2450	12	6958		
427	30	22	8		28	5	3	30	30		7	2028	21	4642		
428	19	11	8		19	2		19	19		9	2285	11	4954		
429	20	11	9		19			20	20		7	3055	8	5500		
430	12	8	4		12			12	12		4	3575	8	6250		
431	43	12	31		42	16		43	43		30	2276	8	6025		
7	125	3	1	2		2			3	2		2				
	151	64	17	46		64			63	63	1	40	8050	14	27285	
	152	51	6	41		48	1	1	47	44		33	5490	4	45000	
	155	18	3	13		17			16	16		12	6333	1		
	156	91	19	71		80	5	1	90	86	1	64	4114	12	27083	
8	180	63	6	54	2	59	1		60	58	1	53	4162			
	181	6	1	5		5			6	6		5	4340			
	182	18		18		18			18	18		17	4735			
	183	10		10		10		2	10	10		10	3970			
	184	70	11	58		68	2	2	69	69		56	4030	1		

<sup>1</sup>For renter - occupied dwelling units and vacant nonseasonal not dilapidated units, for rent.  
<sup>2</sup>For owner - occupied dwelling units and vacant nonseasonal not dilapidated units, for sale only.

## HOUSING—BLOCK STATISTICS

Table 3.—CHARACTERISTICS OF HOUSING FOR WARDS, BY BLOCKS: 1950—Con.

Ward	Block	All dwelling units by occupancy and tenure					All dwelling units by condition and plumbing facilities			Occupied dwelling units			Contract monthly rent <sup>1</sup>		Value of one-dwelling-unit structures		
		Total	Owner occupied	Renter occupied	Vacant non-seasonal not dilap., for rent or sale	Other vacant and non-resident	Number reporting	No private bath or dilap.	No running water or dilap.	Total	Persons per room		Number reporting	Average monthly rent (dollars)	Number reporting	Average value (dollars)	
											Number reporting	1.51 or more					Occupied by non-white
8	232	44	5	37	1	1	40	11	7	42	41	3	33	39.03			
	234	24	1	23			24	2	2	24	24	4	23	37.39			
	235	5		4			4			4	4		4	48.75			
	236	59	7	47			50	2	1	54	51	5	43	41.20	1		
	237	3		2			2	1	2	2	2		2				
	238	9		9			8	2	2	9	9	1	9	40.77			
	239	33	1	32			31	21	3	33	32	4	32	37.12			
	240	1															
	241	6	2	4			6	5	4	6	6	1	2	4	18.00		
	242	34	9	24		1	33	15	10	33	33	2	19	22	28.45	7	3,585
9	292	38	6	32			37	19	6	38	37	1	8	32	29.40	1	
	296	143	44	93	3	3	133	14	4	137	135	3	13	91	29.72	26	7,742
	297	3	1	2			3			3	3		2	2			
	324	47	15	31	1		46			46	45		2	32	44.31	7	8,428
	329	73	31	37	4	1	68	1	1	68	68		7	37	48.24	20	9,558
	360	31	10	21			30			31	30	1	7	37	37.10	7	7,428
	361	65	30	34		1	65	2	2	64	64		17	29	34.75	11	7,470
	362	52	22	30			52	4	4	52	52		11	29	37.86	11	8,318
	368	59	24	35			58	4	2	59	59	1	16	32	30.31	16	5,987
	369	9	4	5			8	2	2	9	9		1	5	24.20	1	
	370	28	18	9			28	1		27	27		10	8	30.00	10	9,650
	385	28	17	11		1	28		3	28	28		10	8	33.18	10	4,900
	386	70	39	31			68	14	13	70	70	1	23	30	25.86	23	5,573
	393	48	26	22			48	12	12	48	48		18	30	33.15	18	5,805
	404	18	14	4			18	6	4	18	18		12	3	44.66	12	3,916
	405	65	35	29		1	64	2	2	64	64	1	23	28	33.03	23	4,513
	406	56	27	28			55	2	2	55	55	4	17	26	29.69	17	5,041
	414	15	10	5	1		15	6	6	15	15	1	8	5	47.60	8	4,087
	415	42	22	20			42	19	15	42	42	1	17	5	21.75	17	4,770
	416	12	6	6			12	8	8	12	12		3	6	23.66	3	3,666
424	4	2	2			4	3	2	4	4		2	2		2		
425	40	28	12			40	16	13	40	40		11	2	37.2	24	3,904	
10	54	3		3			3			3	3		3	38.66			
	57	19	15	3			18			18	18		3	71.66	14	13,964	
	83	57	21	36		1	57	3	3	57	57		3	49.42	18	12,905	
	84	10		10			10			10	10		10	53.70			
	85	51	12	39			51	1		51	51		9	43.92	9	10,766	
	92	32	20	12			32	1	1	32	32		18	39.81	18	9,766	
	121	58	32	25		1	55	1	1	57	56		16	47.90	16	12,381	
	122	97	24	66		3	96	3	3	90	89		11	79.53	11	11,363	
	123	27	10	17	4		25			27	25	1	8	79.53	8	11,568	
	124	37	18	19			37			37	36	1	11	50.46	11	11,818	
	126	26	20	6			26			26	24		4	66.25	11	32,327	
	127	42	16	24	2		42			40	40		11	73.44	11	31,636	
	128	163	48	109	3	3	158	1		157	154		16	71.75	16	13,406	
	148	161	46	112	3		134	1	1	158	157		24	52.04	24	10,854	
	149	2															
	150	47	26	20		1	47	1	1	46	46	1	1	61.33	18	7,133	
	157	99	39	59		1	96	2	1	98	95	1	4	58	62.18	18	18,316
	176	172	25	145		1	150	19	19	170	164		16	40.94	16	5,437	
	177	20	9	10		1	20			19	19		6	74.75	6	34,166	
	178	37	5	31		1	36	5	1	36	35		30	43.00	1		
11	185	39	5	34			37			39	39	1	33	41.57	1		
	186	60	21	39			54	2		60	58		37	38.35	16	7,343	
	187	76	16	58	1	1	66	17	15	74	66	5	54	33.14	6	11,333	
	188	34	2	30			32	13	13	32	32		30	42.43			
	189	138	34	102	1	1	134	48	42	136	134	2	98	31.35	18	4,805	
	190	13	1	12			13			13	13		12	47.33			
	228	14	7	7			14	6	6	14	13		7	22.14	2		
	229	6	2	4			6			6	6		4	53.00			
	230	26	12	14			25	2	2	26	25		14	30.35	8	7,375	
	231	31	11	20			28	5	3	31	30	1	20	37.65	6	6,500	
	243	20	9	11			16			20	18		9	45.11	5	7,200	
	244	21	11	10			21	4	4	21	21	1	5	24.20	10	6,600	
	250	12	5	7			12	8	3	12	12		7	15.42	4	3,375	
	251	22	10	12			22	9	8	22	22		11	20.36	6	4,033	
	252	51	26	25			50	20	16	51	51	1	23	26.65	21	4,228	
253	25	7	17		1	25	12	6	24	24	3	15	31.06	3	4,000		
12	1	29	22	7			29			29	29		7	45.14	21	8,690	
	49	9	5	4			9			9	9		3	63.66	5	6,700	
	50	25	16	9			25			25	25		8	47.12	15	7,566	
	51	43	13	30			43			43	43		29	45.86	9	8,777	
	52	47	13	32	2		46	4	4	45	45		3	48.33	7	8,214	
	53	18	15	3			18			18	18		3	9.33	15	9,333	
	54	4	4				4			4	4		4	10.00	4	10,000	
	57	16	11	5			16			16	16		5	37.80	11	9,409	
	58	29	19	9	1		27			28	28		9	49.88	17	12,000	
	59	34	21	13			34	1	1	34	34		13	54.53	10	15,300	
	60	39	29	10			36	1	1	39	39		10	65.40	22	9,590	

<sup>1</sup>For renter - occupied dwelling units and vacant nonseasonal not dilapidated units, for rent.<sup>2</sup>For owner - occupied dwelling units and vacant nonseasonal not dilapidated units, for sale only.

Table 3.—CHARACTERISTICS OF HOUSING FOR WARDS, BY BLOCKS: 1950—Con.

Ward	Block	All dwelling units by occupancy and tenure					All dwelling units by condition and plumbing facilities			Occupied dwelling units			Contract monthly rent <sup>1</sup>		Value <sup>2</sup> of one-dwelling-unit structures		
		Total	Owner occupied	Renter occupied	Vacant non-seasonal not dilap., for rent or sale	Other vacant and non-resident	Number reporting	No private bath or dilap.	No running water or dilap.	Total	Persons per room		Occupied by non-white	Number reporting	Average monthly rent (dollars)	Number reporting	Average value (dollars)
											Number reporting	1.51 or more					
12	61	28	18	10		28			28	28			10	60.70	15	8,946	
	62	21	10	10	1	20			20	20			11	43.90	8	13,812	
	76	11	4	7		11			11	11			7	37.85	12	6,863	
	77	21	13	8		21	5	5	21	21			7	33.71	11	10,444	
	78	43	24	19		38			43	43			19	47.42	18	11,600	
	79	10	5	5		9			10	10			5	48.00	7	20,857	
	80	9	9			9			9	9			4	57.50	6	16,166	
	81	11	7	4		9			11	11			3	51.66	5	12,800	
	82	8	5	3		8	1	1	8	8			3	51.66	5	7,700	
	86	26	10	15	1	26	1	1	25	25	1		14	52.78	5		
	89	90	6	80	4	90	4	4	86	86			81	80.58	2		
	90	29	10	29		29	10	8	29	29			19	56.47	5	10,020	
	91	42	22	20		42			42	42			18	55.50	16	10,312	
	93	38	21	17		38			38	38			15	61.00	13	11,653	
	94	17	11	6		17			17	17			5	40.40	9	10,333	
	95	16	4	12		16			16	16			12	59.66	7		
	111	39	25	14		39	3		39	39			13	33.30	18	6,555	
	112	45	19	25	1	45	1		44	44			8	40.29	9	8,555	
	113	21	14	7		21			21	21	1	1	7	45.71	12	7,500	
	114	6	4	2		6			6	5			2		3	11,833	
	115	46	19	27		46	6	2	46	46			25	44.08	9	8,555	
	116	11	7	3		11			10	10			3	21.66	6	5,416	
	117	40	18	22		40	7	1	40	40			22	32.86	11	6,545	
	118	14	7	7		14			14	14			6	38.66	5	6,000	
	119	33	8	24	1	32			32	32			25	35.60	8	5,462	
	120	41	16	25		39			41	41			23	38.86	12	8,333	
	129	71	31	39		69	3		70	68	2		38	42.63	20	6,040	
	130	44	12	31		44	8	1	43	43			31	42.38	8	9,000	
	146	73	28	42	2	68	7	2	70	69	1	1	39	32.02	21	5,380	
	147	49	17	32		46	1		49	47	2		31	43.22	9	6,944	
	158	104	18	83	3	98	12	2	101	101			82	45.13	3	12,333	
	159	19	9	8	1	19	1	1	17	17			7	39.00	6	8,250	
	160	47	19	27		46	2		46	46			26	50.57	7	11,142	
	161	51	26	24	1	50		1	50	50			21	35.00	15	8,166	
	162	5	2	3		5			5	5			3	43.33	2		
	171	58	37	20	1	57			57	56			19	49.47	17	8,911	
	172	53	33	20		53	11		53	53	1		19	35.47	15	6,646	
	173	50	21	29		50	2	1	50	50	1		27	37.96	11	5,954	
	174	66	23	39	2	64		4	62	62	1		37	46.54	10	8,350	
	175	112	32	78	2	111	3	2	110	110	1		78	44.30	15	8,700	
	13	191	7	2	5		7	4	4	7	7			5	37.00		
		215	1														
		220	54	29	24		37			53	47			21	32.14	22	5,272
		221	38	13	25		31			38	35			23	25.69	10	4,500
		222	31	17	14		31			31	27			11	29.45	14	4,321
		223	74	48	25		73	10	2	72	72	1	2	21	29.28	35	5,514
		224	30	18	12		30	5	3	29	29			10	29.70	14	5,857
		225	31	11	12		31	3	1	31	31			18	31.94	4	6,875
226		35	12	22	1	35	5	2	34	34			22	35.09	8	6,625	
227		7	1	6		7			7	7			6	17.66	1		
254		11	7	7		10		2	10	10			7	26.57	1		
255		14	7	7		14		2	14	14			7	29.42	7	8,000	
256		32	14	16		31	5	5	30	30			16	38.31	13	8,115	
257		44	20	20		44	3	2	44	44			19	42.52	24	10,791	
258		32	22	9		30	4	4	31	31	1		7	25.00	21	7,190	
259		30	16	12		30	1		30	30			12	25.00	14	6,928	
260		116	59	57		115	13	1	115	115	3		55	29.23	39	4,651	
286		30	13	17		30	3	3	30	30			17	41.29	13	7,653	
287		31	11	20		31	4		31	31			25	31.40	21	5,823	
288		57	21	29		47	3	1	50	48	2		27	28.55	16	3,968	
289		46	22	24		43	7	4	46	46	2		23	27.26	16	19,475	
290		20	14	6		20	1		20	20			5	31.20	11	20,181	
291		43	11	32		40	17	10	43	42			22	21.06	8	4,350	
298		81	37	44		77	2		81	76	3		15	25.47	29	4,320	
299		34	23	11		34	2	1	34	34			2	29.81	20	5,150	
300		35	18	15		35	5	3	33	33			4	27.07	16	10,125	
301		67	33	33	1	65	4	3	66	65			32	37.90	24	7,975	
302		31	17	13		31	3	3	30	30			13	23.84	11	5,018	
318		28	11	17		28	4		28	28			15	39.66	4	6,000	
319		44	29	15		44	4	1	44	44	1		15	27.00	27	6,514	
320		25	18	7		25	1		25	25			7	30.42	13	7,369	
321		18	13	5		18			18	18	1		8	28.00	7	4,500	
322		52	22	26		50	3	2	52	52			14	30.85	24	5,466	
323		49	22	26	2	44			47	47			22	33.09	17	4,647	
330		67	31	31		67	7	3	67	67	3		31	36.16	16	8,481	
331		14	9	5		14			14	14			9	32.44	3	8,000	
332		32	32			32			32	32	1		6	36.66	22	6,872	
333		27	21	6		27	1		27	27			6	40.16	20	5,150	
334		55	26	27		53	8		53	53			26	30.26	12	5,458	
352		15	10	5		15		1	15	15			5	21.00	9	5,244	
353		44	26	15	3	44	5		41	41	3		12	24.41	20	5,040	
355		19	11	8		19	2		19	19			8	30.37	10	5,000	
356		14	9	5		14	3	1	14	14			9	35.00	7	6,714	
357		25	16	9		25	2		25	25	1		9	31.00	10	5,400	
358		14	6	8		14	3	3	14	14			7	27.71	6	3,583	

<sup>1</sup>For renter-occupied dwelling units and vacant nonseasonal not dilapidated units, for rent.  
<sup>2</sup>For owner-occupied dwelling units and vacant nonseasonal not dilapidated units, for sale only.

HOUSING—BLOCK STATISTICS

Table 3.—CHARACTERISTICS OF HOUSING FOR WARDS, BY BLOCKS: 1950—Con.

Ward	Block	All dwelling units by occupancy and tenure				All dwelling units by condition and plumbing facilities			Occupied dwelling units			Contract monthly rent <sup>1</sup>		Value <sup>2</sup> of one-dwelling-unit structures			
		Total	Owner occupied	Renter occupied	Vacant non-seasonal not dilap., for rent or sale	Other vacant and non-resident	Number reporting	No private bath or dilap.	No running water or dilap.	Total	Persons per room		Number reporting	Average monthly rent (dollars)	Number reporting	Average value (dollars)	
											Number reporting	1.51 or more					Occupied by non-white
13	359	39	18	21					39	39			21	31.47	9	7,444	
	371	24	10	14					24	24			14	35.14	7	8,428	
	372	7	6	1					7	6			1		5	1,210	
	373	7	3	4					7	7			4	29.50	2	5,200	
	374	23	13	10					23	23			10	29.60	12	5,316	
	375	17	11	6					17	17			3	15.66	3	3,533	
	376	43	25	18					42	43			18	19.88	19	3,168	
	377	34	17	17					34	33			16	19.75	8	4,887	
	378	41	17	24					40	41	1		21	19.80	10	4,370	
	380	25	12	13					23	25			12	24.33	7	6,428	
	381	8	6	2					8	8			2		4	6,625	
	382	5	3	2					5	5			2		2	4,750	
	383	8	6	2					8	8			2		4	7,153	
	384	29	18	11					27	28			9	29.00	13	6,166	
	394	23	14	9					22	23			8	46.87	6	5,200	
	395	8	7	1					8	8			1		5	5,324	
	396	41	29	12					41	41	2		12	18.66	25	4,668	
	397	49	23	26					49	48	1		26	15.19	16	4,269	
	398	27	15	10		2			25	20			10	17.40	13	3,819	
	399	34	23	11					33	32			10	24.50	21	5,230	
	400	19	13	6					19	19			6	26.16	13	5,280	
	401	17	16	1					17	17	1		1		15	3,800	
	402	3		3					3	3			3	16.00	3	4,500	
	417	7	4	3					7	7			3	16.00	3	3,166	
	418	4	2	2					4	4			2		1	4,250	
	419	34	17	16		1			33	29	1		15	17.66	12	3,800	
	420	36	17	19					35	34	3		18	19.66	13	4,500	
	422	6	4	2					6	6			2		3	3,166	
	423	7	4	3					6	7			3	26.66	3		
	14	191	10	3	7				10	10			7	31.14			
		192	9	3	6				9	9			6	25.83			
		193	68	43	25				67	68			24	34.16	31	8,203	
		194	25	17	8				25	25			8	28.25	13	6,153	
		195	7	5	2				7	7			2		5	4,700	
		196	4	3	1				4	4			1		3	5,666	
		197	10	5	5				9	10			5	26.00	3	3,500	
		198	11	7	4				9	11			3	26.00	4	3,750	
		199	30	20	9		1		30	29			9	26.44	19	5,147	
		200	26	16	10				25	26			10	27.10	12	4,258	
		201	10	7	2		1		10	9			2		7	4,214	
202		14	6	8				13	14			8	28.25	4	3,625		
203		43	26	14		2		40	40			13	36.76	24	4,812		
204		9	5	4				9	9			4	33.00	3	7,333		
205		13	11	2				13	13			2		10	6,400		
206		49	34	15				49	49			15	27.53	30	4,716		
207		56	36	19		1		54	55			19	24.78	26	4,953		
208		50	24	26				50	48			23	28.86	17	4,605		
209		46	26	19		1		46	45			19	25.42	17	5,500		
210		19	10	8		1		19	18			8	20.62	6	10,750		
211		19	9	10				19	19			9	25.00	7	5,428		
212		30	11	18		1		30	29			18	23.50	9	8,000		
213		32	17	15				32	32			15	26.53	13	4,630		
214		40	17	23				39	40			21	24.14	7	6,357		
216		14	11	3				14	14			3	15.66	7	3,428		
217		9	4	5				9	9			5	31.20	1			
218		15	11	4				15	15			4	21.50	9	6,611		
219		13	6	7				13	13			7	20.42	5	6,000		
261		28	20	8				28	28			8	26.37	16	5,218		
262		36	17	19				36	36			18	27.88	11	6,161		
263		6	5	1				6	6			1		4	6,000		
264		35	23	12				35	35			12	26.66	22	5,431		
265		69	40	27		2		69	67			27	26.85	29	4,903		
266		62	39	23				62	62			23	25.13	28	5,050		
267		50	23	26		1		46	49			24	23.75	12	7,458		
268		51	40	10		1		48	50			9	23.88	27	7,555		
269		56	32	24				56	56			21	28.00	20	6,315		
270		72	39	32		1		72	71			26	26.53	30	5,480		
271		28	20	8				27	28			8	24.50	15	5,233		
272		22	11	11				22	22			10	28.90	7	5,642		
273	32	20	12				30	32			11	25.00	14	5,535			
274	7	7					7	7					7	4,228			
275	65	43	21		1		60	64			20	21.45	33	5,030			
276	77	54	22		1		72	76			17	27.00	48	5,416			
277	70	50	18		2		68	68			15	29.86	42	6,192			
278	15	10	5				15	15			5	32.00	7	5,871			
279	18	15	3				18	18			3	25.00	12	6,916			
280	12	6	6				11	12			6	26.00	6	6,166			
281	23	16	7				23	23			7	26.66	13	5,000			
282	22	12	10				21	22			9	26.44	8	3,562			
283	28	20	8				28	28			8	26.12	15	5,133			
284	28	17	11				28	28			11	29.00	16	5,312			
285	38	16	22				37	38			21	24.04	16	5,531			
303	38	13	24		1		37	37			21	20.42	8	4,187			
304	18	13	5				18	18			4	24.50	11	5,636			
305	20	10	10				19	20			10	29.10	9	6,022			

<sup>1</sup>For renter - occupied dwelling units and vacant nonseasonal not dilapidated units, for rent.  
<sup>2</sup>For owner - occupied dwelling units and vacant nonseasonal not dilapidated units, for sale only.

WILKES-BARRE, PA.

Table 3.—CHARACTERISTICS OF HOUSING FOR WARDS, BY BLOCKS: 1950—Con.

Ward	Block	All dwelling units by occupancy and tenure					All dwelling units by condition and plumbing facilities			Occupied dwelling units			Contract monthly rent <sup>1</sup>		Value <sup>2</sup> of one-dwelling-unit structures		
		Total	Owner occupied	Renter occupied	Vacant non-seasonal not dilap., for rent or sale	Other vacant and non-resident	Number reporting	No private bath or dilap.	No running water or dilap.	Total	Persons per room		Occupied by non-white	Number reporting	Average monthly rent (dollars)	Number reporting	Average value (dollars)
											Number reporting	1.51 or more					
14	306	38	16	22		38	5	1	38	38	1		19	30.94	11	71.72	
	307	28	25	20		42			45	45			18	33.38	21	45.00	
	308	28	20	8		27	1		28	27			8	33.00	17	47.29	
	309	28	30	13		40	4		43	40			13	46.53	19	53.15	
	310	17	10	7		17	2	2	17	17			7	20.85	8	55.00	
	311	12	7	5		11	2		12	12			4	31.25	5	108.00	
	312	14	10	4		12			14	14			3	35.00	6	134.16	
	313	24	15	9		22	1		24	23			9	33.55	13	46.15	
	314	21	8	13		21	6		21	21	1		12	33.00	7	51.42	
	315	18	10	8		17	5	6	18	18			7	34.28	8	46.25	
	316	16	10	6		16	3		16	16			6	26.83	8	55.62	
	317	33	17	16		30	10		33	33			15	23.86	18	50.41	
	318	39	10	29		39	14	1	39	39	3		27	25.00	10	48.33	
	319	33	8	25		33	3		33	33			24	30.41	11	58.33	
	320	10	7	3		9			10	9			2	22.22	3	82.00	
	321	50	28	22		49	3	1	50	49			22	27.77	23	45.43	
	322	39	28	15	2	44	12	1	43	42			17	27.11	24	44.66	
	323	45	28	15		44	3		42	42	1		16	29.31	20	53.35	
	324	42	26	16		42	3		39	39			15	26.06	20	45.40	
	325	40	25	14		40	5		25	25			4	16.75	15	34.53	
	326	41	18	7	1	25	2		25	25			15	16.75	15	34.53	
	327	7	4	3		7	1		7	6			2	22.22	4	45.00	
	328	4	3	2		4	1		4	4			2	22.22	8	55.62	
	329	18	15	8		18	1		18	18			2	22.22	13	59.23	
	330	10	8	2		10	1		10	10			2	22.22	8	55.62	
	331	2				2			2	2			1	33.26	5	43.00	
	332	9	2	7		9	5	2	9	6	1		3	14.66	4	52.50	
	333	6	3	3		6	2	2	6	6			3	19.56	4	52.50	
	334	2				2			2	2			9	33.26	2	43.00	
	335	19	8	11		19	6	2	19	19			9	14.66	4	52.50	
	336	10	6	4		10	4		10	10			3	33.26	5	43.00	
	337	7	3	4		7	3		7	7			3	14.66	4	52.50	
	338	11	6	5		11	4		11	10			4	29.60	6	83.33	
	339	16	4	12		16	4		16	14			5	24.00	4	55.00	
	340	17	3	14		17	3		17	17	2		5	37.06	6	83.33	
341	18	3	15		18	4		18	11			4	29.60	4	55.00		
342	21	7	14		21	3		21	10			4	24.00	3	58.33		
343	22	1	21		22	3		22	7			6	41.66	3	75.00		
344	23	13	10		23	5		23	7			3	30.66	3	50.00		
345	26	14	12		26	6		26	19			14	34.42	3	50.00		
346	23	12	11		23	7		23	19			7	25.28	11	47.18		
347	19	11	8		19	8		19	7			2	25.28	4	65.00		
348	27	10	17		27	1	1	27	7			2	22.22	4	65.00		
349	11	5	6		11	1		11	4			2	37.06	6	83.33		
350	16	6	10		16	4		16	4			4	29.60	4	55.00		
351	17	4	13		17	3		17	3			5	24.00	3	58.33		
352	18	3	15		18	4		18	3			4	24.00	3	58.33		
353	21	7	14		21	3		21	7			6	41.66	3	75.00		
354	22	13	9		22	5		22	7			12	34.08	10	67.50		
355	26	12	14		26	6		26	27			14	40.8	9	74.66		
356	19	11	8		19	7		19	26			8	28.64	8	63.12		
357	37	24	13		37	8		37	19			6	35.25	8	63.12		
358	58	36	22		58	13		58	30	1		19	34.66	21	65.47		
359	7	4	3		7	5	8	7	7			27	29.57	27	70.96		
360	3	2	1		3	1	1	3	5			1	7.66	1	100.00		
361	15	10	5		15	2	2	15	7			9	14.22	20	68.50		
362	31	22	9		31	5	2	31	15			5	22.20	9	67.22		
363	2				2			2	15			3	22.20	9	67.22		
364	2				2			2	15			3	22.20	9	67.22		
365	2				2			2	15			3	22.20	9	67.22		
366	2				2			2	15			3	22.20	9	67.22		
367	2				2			2	15			3	22.20	9	67.22		
368	2				2			2	15			3	22.20	9	67.22		
369	2				2			2	15			3	22.20	9	67.22		
370	2				2			2	15			3	22.20	9	67.22		
371	2				2			2	15			3	22.20	9	67.22		
372	2				2			2	15			3	22.20	9	67.22		
373	2				2			2	15			3	22.20	9	67.22		
374	2				2			2	15			3	22.20	9	67.22		
375	2				2			2	15			3	22.20	9	67.22		
376	2				2			2	15			3	22.20	9	67.22		
377	2				2			2	15			3	22.20	9	67.22		
378	2				2			2	15			3	22.20	9	67.22		
379	2				2			2	15			3	22.20	9	67.22		
380	2				2			2	15			3	22.20	9	67.22		
381	2				2			2	15			3	22.20	9	67.22		
382	2				2			2	15			3	22.20	9	67.22		
383	2				2			2	15			3	22.20	9	67.22		
384	2				2			2	15			3	22.20	9	67.22		
385	2				2			2	15			3	22.20	9	67.22		
386	2				2			2	15			3	22.20	9	67.22		
387	2				2			2	15			3	22.20	9	67.22		
388	2				2			2	15			3	22.20	9	67.22		
389	2				2			2	15			3	22.20	9	67.22		
390	2				2			2	15			3	22.20	9	67.22		
391	2				2			2	15			3	22.20	9	67.22		
392	2				2			2	15			3	22.20	9	67.22		
393	2				2			2	15			3	22.20	9	67.22		
394	2				2			2	15			3	22.20	9	67.22		
395	2				2			2	15			3	22.20	9	67.22		
396	2				2			2	15			3	22.20	9	67.22		
397	2				2			2	15			3	22.20	9	67.22		
398	2				2			2	15			3	22.20	9	67.22		
399	2				2			2	15			3	22.20	9	67.22		
400	2				2			2	15			3	22.20	9	67.22		
401	2				2			2	15			3	22.20	9	67.22		
402	2				2			2	15			3	22.20	9	67		

HOUSING—BLOCK STATISTICS

Table 3.—CHARACTERISTICS OF HOUSING FOR WARDS, BY BLOCKS: 1950—Con.

Ward	Block	All dwelling units by occupancy and tenure					All dwelling units by condition and plumbing facilities			Occupied dwelling units			Contract monthly rent <sup>1</sup>		Value of one-dwelling-unit structures	
		Total	Owner occupied	Renter occupied	Vacant non-seasonal not dilap. for rent or sale	Other vacant and non-resident	Number reporting	No private bath or dilap.	No running water or dilap.	Total	Persons per room		Number reporting	Average monthly rent (dollars)	Number reporting	Average value (dollars)
											Number reporting	1.51 or more				
15	106	59	30	28		1	55	1								
	107	32	12	20			31									
	108	30	9	21			30									
	109	15	7	8			15									
	110	65	30	33			64	1	1							
	131	55	39	15		2	54	1	1							
	132	22	11	11		1	22	1	1							
	133	49	22	27			46									
	134	7	4	3			7		2							
	135	41	14	27			40		2							
	136	26	15	11			25									
	137	61	24	37			61	2	2							
	138	27	14	13			27	2	1							
	139	28	15	13			28	2	1							
	140	33	19	14			33	2	2							
	142	24	7	17			24									
	143	10	1	9			10		1							
	144	18	5	12		1	18									
	145	65	36	28		1	65	5	1							
	163	13	7	6			13									
	164	15	2	13			15		1							
	165	28	19	9			27									
	166	17	13	4			17									
	167	53	17	36			53	4								
	169	6	4	2			6	5								
	170	8		8			8	1	4							
	16	42	34	13	18		34	14								
		43	40	11	28		38	24								
		44	50	27	23		50	32		1						
		45	3	1	2		3									
		65	79	33	46		70	31	5							
		70	31	17	14		30	6	3							
		72	27	15	12		25									
		73	43	28	14		41	2								
		74	42	24	18		42									
74		29	15	13		28										
75		105	54	51		104	4	4								
76		92	34	57		90	9	5								
89		84	37	47		82	14	2								
90		95	59	36		95	2	3								
91		97	42	55		92	6	4								
92		101	42	59		92	6	3								
93		72	33	39		71	12	4								
94		26	3	23		26	5	3								
95		84	35	49		83	1									
96		17	4	13		17	19	11								
97		49	29	19		46	5									
98		38	23	15		38	1									
99		26	14	12		26	3									
100		62	29	33		62	18									
101		94	41	53		92	31									
102		111	39	72		109	49									
103		79	36	42		78	42		1							
104		22	8	14		20	8									
105		14	3	11		13	8									
106		28	10	17		28	14									
107		74	34	39		71	35									
108		2				19	8									
137		19	8	11		19	9									
140		36	23	13		36	8		2							
141		30	15	14		30	4		2							
142	27	20	7		26	6		3								
144	12	20	1		11	9		6								
145	22	10	12		22	9										
146	20	14	6		20	4		3								
147	33	14	18		29	1										
17	109	3	3		3											
	134	38	17	20		37	2									
	135	15	10	5		15										
	168	3	3			3										
	169	9	7	1		8										
	170	11	7	4		10	2									
	171	17	8	9		17	3		2							
	172	18	9	9		18	3									
	173	14	7	7		14	2		1							
	174	46	28	17		45	8		2							
	175	7	3	4		7										
	209	6	4	2		6	2		2							
	210	15	7	8		15	3		3							
	211	9	6	3		9	5		3							
	212	51	28	23		51	10		10							
213	4	4			4	1		1								
215	35	24	11		34	3		1								

<sup>1</sup>For renter - occupied dwelling units and vacant nonseasonal not dilapidated units, for rent.  
<sup>2</sup>For owner - occupied dwelling units and vacant nonseasonal not dilapidated units, for sale only.

Table 3.—CHARACTERISTICS OF HOUSING FOR WARDS, BY BLOCKS: 1950—Con.

Ward	Block	All dwelling units by occupancy and tenure					All dwelling units by condition and plumbing facilities			Occupied dwelling units			Contract monthly rent <sup>1</sup>		Value of one-dwelling-unit structures		
		Total	Owner occupied	Renter occupied	Vacant non-seasonal not dilap., for rent or sale	Other vacant and non-resident	Number reporting	No private bath or dilap.	No running water or dilap.	Total	Persons per room		Number reporting	Average monthly rent (dollars)	Number reporting	Average value (dollars)	
											Number reporting	1.51 or more					Occupied by non-white
17	216	13	5	8					13	13			7	237.1	2	8,500	
	217	20	10	10			1	6	20	20	1		10	265.0	4	5,588	
	218	32	22	10					32	32			9	236.6	17		
	219	2									2		14	210.0	20	5,300	
	220	42	26	16					42	42			5	232.0	7	7,142	
	221	17	12	5					17	17			17	261.7	4	5,000	
	222	31	12	19					31	31	1		20	202.0	45	4,666	
	223	77	57	20			2	2	77	77	1		7	311.4	8	5,625	
	279	18	11	7					18	18			6	243.3	5	5,900	
	280	15	8	7					15	15							
	281	3	2	1					3	3			1		1		
	286	1											3	240.0	7	5,500	
	287	10	7	3					10	10			6	161.6	12	1,850	
	288	22	15	6		1			22	21	1						
	18	63	23	11	12				23	17	14			12	143.3	8	2,662
64		7	1	6				7	3	2			6	273.3			
65		26	15	11				26	15	12			11	196.3	12	5,458	
110		30	14	16				30	19	4			16	223.1	13	4,669	
111		1															
112		99	56	43				99	42	20			3	358	37	4,964	
113		30	7	23				30	15	15		1	1	20.9	2	5,000	
129		4	4					4						3		5,833	
131		10	9	1				10	5					1	9	4,000	
132		5	4					5						1	4		
133		52	33	19				51	1	1			19	297.8	21	6,428	
176		30	11	19				29	4				19	253.6	5	5,500	
177		7	2	5				7	1	1			5	278.0	1		
178		6	6					6					6	275.0			
179		19	14	5				18	1	1			5	248.0	11	4,272	
180		1													4	3,500	
181		7	5	2				7	2	2			1		11	5,500	
182		28	16	12				27	5	4			12	251.6	8	5,212	
183		27	12	15				27	1	8			15	280.6	8	5,812	
184		22	11	11				22	5	5			11	261.8	6	4,750	
185		5	3	2				5					2		2	3,800	
186		17	7	10				17	6	5			10	370	5	5,288	
187		17	9	8				15	2	2			6	216.6	8	5,288	
188		22	13	9				22	2	2			8	257.5	9	4,875	
189		49	26	23				49	4	4		1	23	214.7	16	5,281	
203	4	2	2				4	6	3			2		2	5,800		
204	26	11	15				26	6	6			15	200.0	9	6,222		
205	33	15	18				31	3	3			16	250.0	3	4,500		
206	11	5	6				11	4	4			6	205.0	3	6,000		
207	19	10	9				19	4	4			9	324.4	3	6,000		
208	39	16	22		1		37	3	1			22	336.8	13	7,300		
285	78	19	59				77	4	9			59	161.0	13	4,692		
288	16	1	15				16					15	163.3				
19	47	34	21	13			31	16	8				13	185.3	20	7,385	
	49	16	7	9			16	6	6				9	232.2	4	3,500	
	50	1															
	51	1															
	52	7	1	6				7	7	4			6	173.3	5	4,000	
	53	21	7	13			1	20	15	10			13	178.4	11	3,972	
	54	41	16	24				41	27	19			20	228.5	11	4,666	
	55	36	14	23				38	14	3			23	247.8	10	4,600	
	56	27	17	10				27	5				10	234.0	10	4,600	
	57	29	9	20				29	1				20	260.5	3	5,000	
	58	35	16	18			1	35	3	5			18	327	5	6,700	
	59	29	12	17				29	6	5			17	227.0	3	7,666	
	60	32	18	14				32	11	3			12	237.5	11	4,909	
	61	5	5	4				5	3	3			3	120.0	1		
	62	9	6	3				9	7	1			3	266.6	3	4,366	
	64	12	4	8				10	2	2			6	183.3	17	4,588	
	110	26	20	6				21	9	3			6	233.3	17	4,588	
	113	11	5	6				11	1	5			6	221.6	11	5,090	
114	36	18	18				35	9	8			15	229.3	9	4,555		
115	31	15	16				30	14	8			15	212.0				
116	11	9	3			2	10	10	10			9	132.2	1			
117	6						6	2	1				19.3				
124	2																
20	118	21	11	10			21	9	3				10	189.0	6	4,000	
	119	62	33	28		1	61	10	10			25	272.0	26	5,238		
	120	10	6	4			10	1	1			4		7	5,714		
	121	12	6	6			12	8	5			15	260.0	4	4,875		
	122	24	15	9		1	24	8				6	220.6	5	4,200		
	123	8	6	2				8	7	7			6	265.0			
	124	4	1	3			4	4	4				4		2		
	125	6	1	5				6	6	6			4	257.5			
	126	23	6	17				23	8	23			16	223.1	4	7,750	
	127	2															

<sup>1</sup>For renter - occupied dwelling units and vacant nonseasonal not dilapidated units, for rent.  
<sup>2</sup>For owner - occupied dwelling units and vacant nonseasonal not dilapidated units, for sale only.



## HOUSING—BLOCK STATISTICS

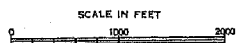
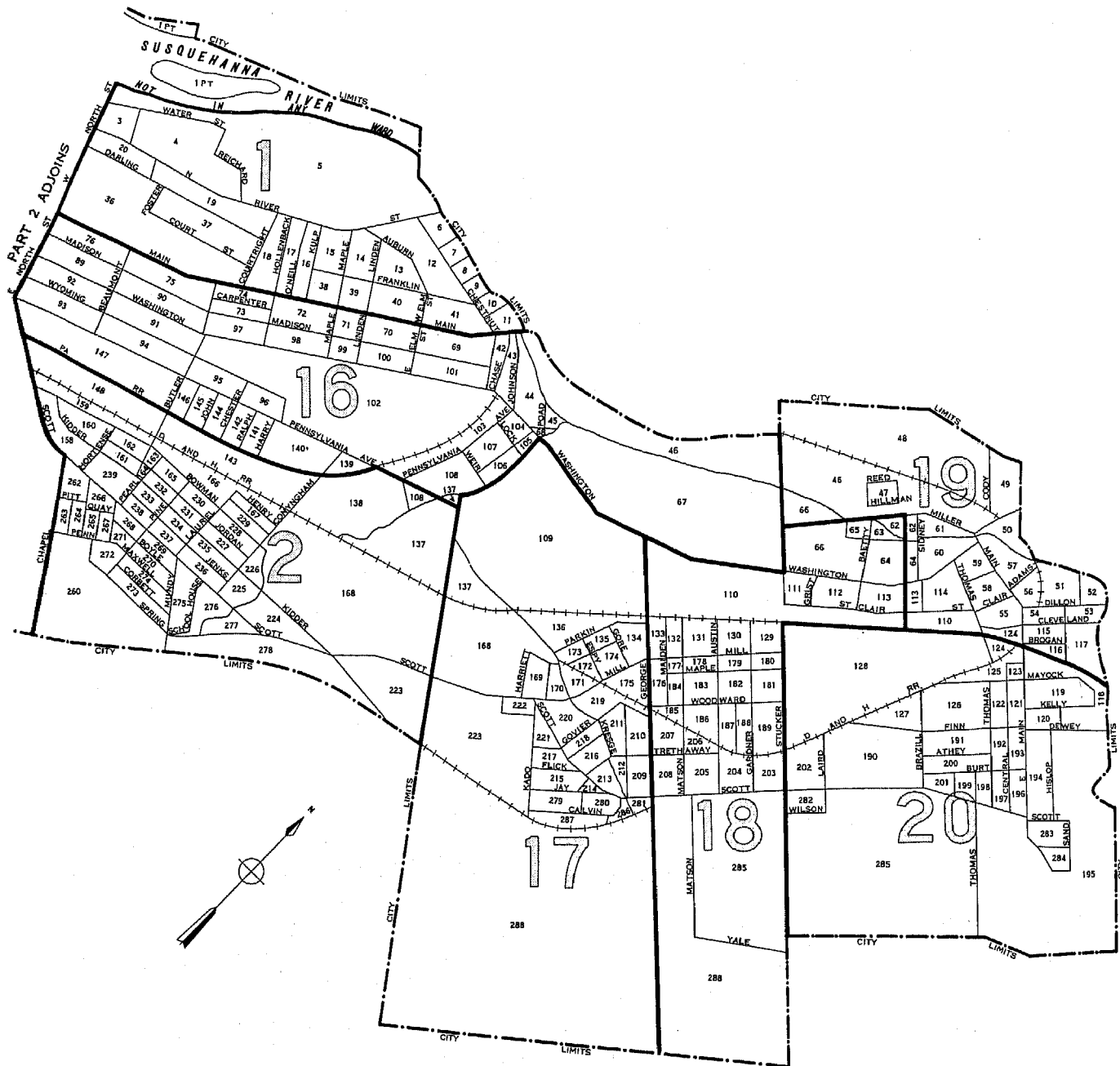
Table 3.—CHARACTERISTICS OF HOUSING FOR WARDS, BY BLOCKS: 1950—Con.

Ward	Block	All dwelling units by occupancy and tenure					All dwelling units by condition and plumbing facilities			Occupied dwelling units			Contract monthly rent <sup>1</sup>		Value <sup>2</sup> of one-dwelling-unit structures	
		Total	Owner occupied	Renter occupied	Vacant non-seasonal not dilap., for rent or sale	Other vacant and non-resident	Number reporting	No private bath or dilap.	No running water or dilap.	Total	Persons per room		Number reporting	Average monthly rent (dollars)	Number reporting	Average value (dollars)
											Number reporting	1.51 or more				
20	128	6	1	5												
	190	22	12	10		1	21	14	1	6	21	1	5	17.80	1	
	191	22	12	10			21	14	1	21	21		16	16.82	3	4,333
	192	23	12	11			22	14	1	22	22		9	24.66	2	5,550
	193	23	12	11			23	13	2	23	23		19	19.52	2	
	194	17	8	9			17	5	3	17	17		9	20.88	3	6,500
	195	30	21	9			30	8		30	30		9	17.77	1	5,230
	196	40	15	25			40	14	5	40	40	1	25	17.68	5	4,375
	197	6	3	3			6	4	1	6	6		6	18.16	2	3,960
	198	4	3	1			3	1		4	4		3	15.00	2	
	199	6	2	4			6	2	1	6	6		3	24.33	2	
	201	7	5	2			7			7	7		2		2	
	202	5	4	1			5	1		5	5		1		3	5,166
	282	37	22	15			37	4		37	37	1	15	25.20	1	5,362
	283	28	12	16			28	15	4	28	28		15	16.80	6	4,625
	284	26	7	19			25	11	1	26	25	2	16	22.93	4	4,250
	285	6	3	3			6	1		6	6		3	28.33	1	

<sup>1</sup>For renter - occupied dwelling units and vacant nonseasonal not dilapidated units, for rent.<sup>2</sup>For owner - occupied dwelling units and vacant nonseasonal not dilapidated units, for sale only.

WILKES-BARRE, PENNSYLVANIA, BY WARDS AND BLOCKS: 1950

PART 1 OF 2 PARTS

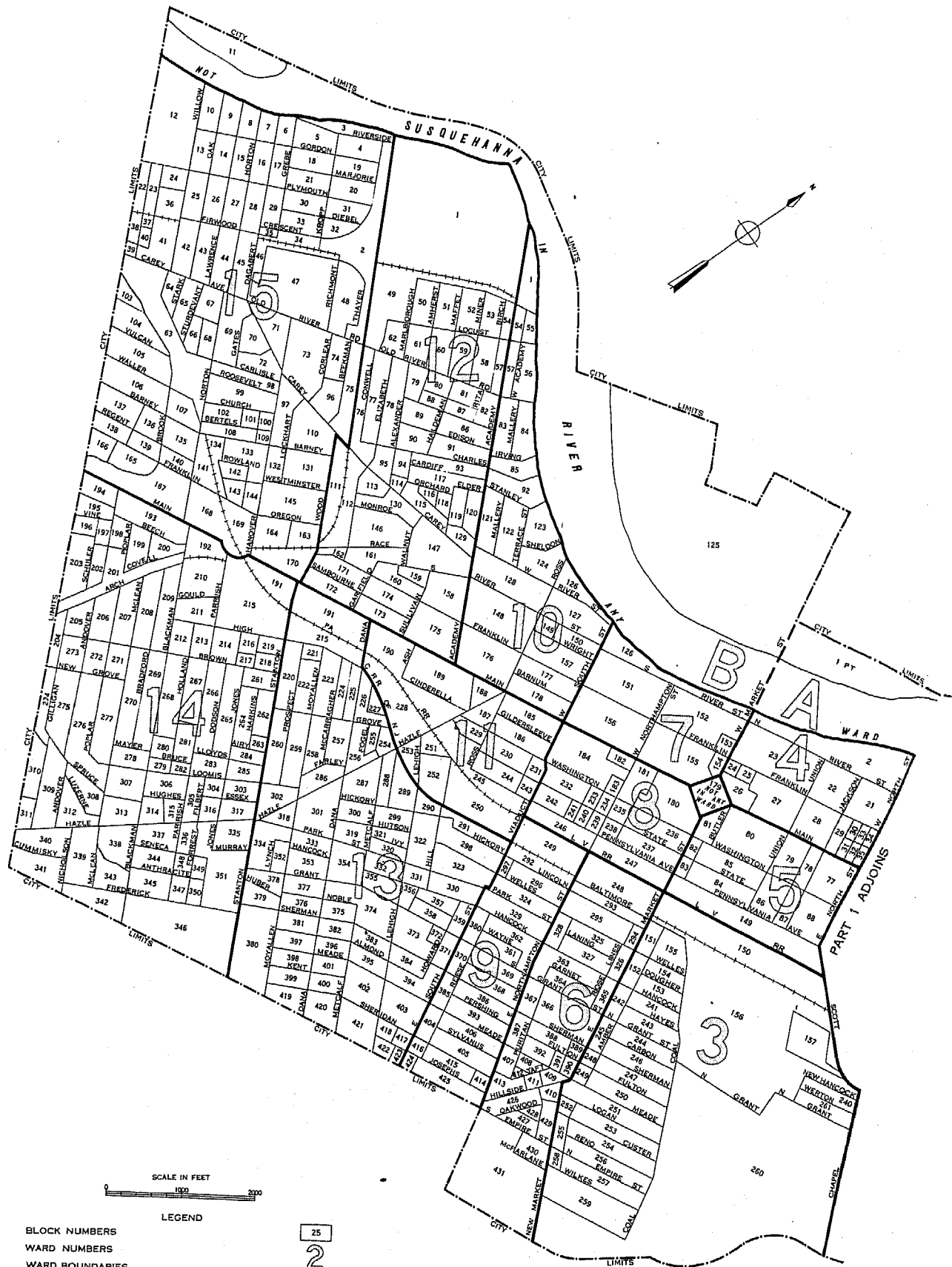


LEGEND

- BLOCK NUMBERS 25
- WARD NUMBERS 2
- WARD BOUNDARIES
- BLOCK AREA LETTERS A
- BLOCK AREA BOUNDARIES
- U.S. DEPARTMENT OF COMMERCE, BUREAU OF THE CENSUS

WILKES-BARRE, PENNSYLVANIA, BY WARDS AND BLOCKS: 1950

PART 2 OF 2 PARTS



SCALE IN FEET  
0 1000 2000

LEGEND

- BLOCK NUMBERS
- WARD NUMBERS
- WARD BOUNDARIES
- BLOCK AREA LETTERS
- BLOCK AREA BOUNDARIES
- U.S. DEPARTMENT OF COMMERCE, BUREAU OF THE CENSUS

