


1950 UNITED STATES CENSUS OF HOUSING

U. S. DEPARTMENT OF COMMERCE • BUREAU OF THE CENSUS



WILMINGTON, DEL.

**BLOCK
STATISTICS**

U. S. CENSUS OF HOUSING: 1950

Volume

- I General Characteristics
- II Nonfarm Housing Characteristics
- III Farm Housing Characteristics
- IV Residential Financing
- V Block Statistics

Housing statistics for census tracts are to be included in the Population reports on census tracts.

U. S. CENSUS OF POPULATION: 1950

Volume

- I Number of Inhabitants
- II Characteristics of the Population

Succeeding volumes will cover the following subjects:

Census Tracts, Nativity and Parentage, Nonwhite Population by Race, Persons of Spanish Surname, Institutional Population, Differential Fertility, Labor Force Characteristics, Occupation, Industry, Income, Internal Migration, Education, Characteristics of Families and Households.

UNITED STATES CENSUS of HOUSING : 1950
U. S. DEPARTMENT OF COMMERCE BUREAU OF THE CENSUS
CHARLES SAWYER, Secretary ROY V. PEEL, Director



BLOCK STATISTICS


**WILMINGTON
DELAWARE**

*Prepared under the supervision of
Howard G. Brunsman, Chief
Population and Housing Division*

1950 HOUSING CENSUS REPORT
VOLUME V, PART 208

UNITED STATES GOVERNMENT PRINTING OFFICE 1951

BLOCKS • WARDS





BUREAU OF THE CENSUS

ROY V. PEEL, *Director*

A. ROSS ECKLER, *Deputy Director*
HOWARD C. GRIEVES, *Assistant Director*
CONRAD TAEUBER, *Assistant Director*
MORRIS H. HANSEN, *Assistant Director for Statistical Standards*
ROBERT Y. PHILLIPS, *Assistant Director for Operations*
CALVERT L. DEDRICK, *Coordinator, International Statistics*
FRANK R. WILSON, *Information Assistant to the Director*

Population and Housing Division—

HOWARD G. BRUNSMAN, *Chief*
WAYNE F. DAUGHERTY, *Assistant Chief for Housing*
ROBERT B. VOICHT, *Assistant Chief for Operations*
HENRY S. SHRYOCK, Jr., *Assistant Chief for Population*
EDWIN D. GOLDFIELD, *Program Coordinator*

Quality and Equipment Statistics—Robert C. Hamer, *Chief*
Inventory Statistics—Carl A. S. Coan, *Chief*
Developmental Programs—J. Hugh Rose, *Chief*
Residential Financing—Junia H. Honnold, *Chief*
Territories and Possessions—Joel Williams, *Chief*
Statistical Sampling—Joseph Steinberg, *Chief*
Statistical Procedure—Morton A. Meyer, *Chief*
Processing Operations—Milton D. Lieberman, *Chief*

Administrative Service Division—WALTER L. KEHRES, *Chief*
Agriculture Division—RAY HURLEY, *Chief*
Budget Officer—CHARLES H. ALEXANDER
Business Division—HARVEY KAILIN, *Acting Chief*
Field Division—LOWELL T. GALT, *Chief*
Foreign Trade Division—J. EDWARD ELY, *Chief*
Geography Division—CLARENCE E. BATSCHLET, *Chief*
Governments Division—ALLEN D. MANVEL, *Chief*
Industry Division—MAXWELL R. CONKLIN, *Chief*
Machine Tabulation Division—C. F. VAN AKEN, *Chief*
Personnel Division—HELEN D. ALMON, *Chief*

SUGGESTED IDENTIFICATION

U. S. Bureau of the Census. *U. S. Census of Housing: 1950. Vol. V, Block Statistics, Part 208.*
U. S. Government Printing Office, Washington, D. C., 1951.

For sale by the Superintendent of Documents, U. S. Government Printing Office, Washington 25, D. C.,
or any of the Field Offices of the Department of Commerce - Price 20 cents

PREFACE

This report presents statistics on characteristics of dwelling units by blocks for the city. The tabulations are based on data from the 1950 Census of Housing, taken as of April 1, 1950. Authorization for the 1950 Census of Housing as part of the Seventeenth Decennial Census was provided by the Housing Act of 1949, approved July 15, 1949.

The major portion of the information compiled from the 1950 Census of Housing appears in Volume I, *General Characteristics*; Volume II, *Nonfarm Housing Characteristics*; Volume III, *Farm Housing Characteristics*; Volume IV, *Residential Financing*; and Volume V, *Block Statistics*. Volume V consists of separate reports, issued as bulletins for each of the 200 cities which in 1940 or in a subsequent census had a population of 50,000 or more. These reports will not be bound into a single publication.

The subjects covered in both the 1950 and 1940 reports on characteristics of dwelling units by blocks are substantially similar.

This report was prepared under the direction of Howard G. Brunsman, Chief, Population and Housing Division, and Wayne F. Daugherty, Assistant Chief for Housing. Robert C. Hamer, Chief, Quality and Equipment Statistics Section, was in charge of coordinating the content and the format of the report with assistance from Carl A. S. Coan, Chief, Inventory Statistics Section; Floyd D. McNaughton, Chief, Equipment and Facilities Unit; Beulah Washabaugh, Chief, Tenure and Vacancy Unit; and Walter A. Hines. The compilation of the statistics was under the supervision of Robert B. Voight, Assistant Chief for Operations.

The collection of the information on which these statistics are based was under the supervision of Lowell T. Galt, Chief, Field Division. The geographic work, including the assignment of all block numbers and the preparation of maps, was under the supervision of Clarence E. Batschelet, Chief, Geography Division. The data were tabulated under the supervision of C. F. Van Aken, Chief, Machine Tabulation Division.

September 1951.

WILMINGTON, DEL.

CONTENTS

INTRODUCTION

	Page		Page
General.....	1	Definitions and explanations—Continued	
Related reports.....	1	Persons per room.....	2
Use of data.....	1	Color of occupants.....	2
Comparability with 1940 Housing Census data.....	1	Contract monthly rent.....	2
Definitions and explanations.....	1	Value of one-dwelling-unit structures.....	2
Dwelling unit.....	1	Number reporting.....	2
Occupancy and tenure.....	2	Block identification.....	2
Condition and plumbing facilities.....	2		

TABLES

	Page
Table 1.—Characteristics of housing for the city: 1950.....	3
Table 2.—Characteristics of housing by wards: 1950.....	3
Table 3.—Characteristics of housing for wards, by blocks: 1950.....	4

Map of city, by blocks, appears following last page of tables.

BLOCK STATISTICS

INTRODUCTION

GENERAL

Volume V of the Reports on Housing consists of a separate report for each of the 209 cities which in 1940, or in a subsequent census prior to 1950, had a population of 50,000 or more. Each report presents for the city, by blocks, tabulations for a limited number of subjects obtained in the Census of Housing. The subjects in these reports are similar to those in the block statistics supplements to Volume I of the reports of the 1940 Census of Housing. The subjects in this report present the number of dwelling units classified by occupancy and tenure, condition and plumbing facilities, persons per room, color of occupants, average contract monthly rent of renter-occupied and selected vacant units, and the average value of one-dwelling-unit owner-occupied and selected vacant structures. In table 1, the statistics for these subjects are summarized for the city. Table 2 contains the statistics for wards; these are the only statistics for wards that will be published from the 1950 Census of Housing. In table 3, the data are presented by blocks within wards and block areas. Maps identifying the location of each block and the ward boundaries are a part of this report.

Related reports.—Related statistics for this city are contained in the Reports on Housing, Volume I, *General Characteristics*; and in the Reports on Population, Volume I, *Number of Inhabitants*, and Volume II, *Characteristics of the Population*.

The Reports on Housing for each State in Volume I present data on the characteristics of dwelling units for the State by residence (urban, rural nonfarm, and rural farm), for standard metropolitan areas, urbanized areas, counties, for urban places, places of 1,000 to 2,500 inhabitants, and rural-nonfarm and rural-farm dwelling units for each county. Each report includes the following subjects: occupancy, tenure, race of occupants, type of structure, year built, condition and plumbing facilities, water supply, toilet and bathing facilities, number of rooms, number of persons, persons per room, electric lighting, heating equipment, heating and cooking fuels, refrigeration equipment, kitchen sink, radio, television, and, for nonfarm units, the contract monthly rent, gross monthly rent, and value of one-dwelling-unit structures.

Volume I of the Reports on Population shows the 1950 population of each county and of each minor civil division within the county. It also contains figures for each incorporated place, for each unincorporated place with 1,000 or more inhabitants, and for incorporated places of 5,000 or more by wards. A special series of tables presents data for each urbanized area giving the incorporated places and portions of minor civil divisions within it.

Volume II of the 1950 Population Reports contains statistics on the general characteristics of the population. Chapter A of this volume repeats the figures on number of inhabitants as shown in Volume I; Chapter B presents demographic, economic, and social characteristics of the population; and Chapter C gives more detailed cross-classifications for States and large cities and standard metropolitan areas.

Use of data.—The tabulation of housing characteristics for areas as small as city blocks provides descriptive material of considerable value for technical studies of housing in the city. The statistics will be useful in compiling totals for special types of areas that may be defined to meet the requirements of individual investigators. Users of the data should bear in mind that in

practically all cases the data for a given block represent the work of only one enumerator. Consequently, housing characteristics for blocks are subject to a wider margin of error than is to be expected in the figures for tracts or wards which represent returns made by a number of enumerators. Misinterpretation of instructions by one enumerator may cause a significant bias in the statistics for a block even though it may have a negligible effect upon the figures for larger areas. For example, the enumeration of "condition" depended to a considerable extent upon the judgment of the individual enumerator. Also, failure to indicate the correct block number for a significant number of dwelling units may introduce errors into the block data.

Comparability with 1940 Housing Census data.—In the 1940 Census of Housing, reports entitled "Block Statistics" were issued as supplements to the first series of Housing bulletins. These supplements consisted of separate reports for each of the 191 cities which had 50,000 inhabitants or more in 1930.

In the 1950 reports, the block numbers used are different, in most cases, from those used in the 1940 reports. Therefore, to compare 1940 and 1950 data for a given block, it is necessary to locate the block on the maps to obtain the corresponding 1940 and 1950 block numbers.

The subjects in both the 1940 and 1950 reports are substantially similar. However, data on number of structures, year built, and mortgage status have been omitted from the 1950 report. Furthermore, in the 1940 reports average contract or estimated monthly rent was reported for all dwelling units while in 1950 average contract monthly rent is reported for some, and average value for other, dwelling units.

DEFINITIONS AND EXPLANATIONS

More detailed and complete definitions are presented in Volume I of the Housing Reports.

Dwelling unit.—In general, a dwelling unit is a group of rooms or a single room, occupied or intended for occupancy as separate living quarters, by a family or other group of persons living together or by a person living alone.

A group of rooms, occupied or intended for occupancy as separate living quarters, is a dwelling unit if it has separate cooking equipment or a separate entrance. A single room, occupied or intended for occupancy as separate living quarters, is a dwelling unit if it has separate cooking equipment or if it constitutes the only living quarters in the structure. Also, each apartment in a regular apartment house is a dwelling unit even though it may not have separate cooking equipment. Excluded from the dwelling unit count are large rooming houses, institutions, dormitories, and transient hotels and tourist courts.

In the 1940 Census, a dwelling unit was defined as the living quarters occupied or intended for occupancy by one household. A household consisted of a family or other group of persons living together with common housekeeping arrangements, or a person living entirely alone. However, the enumerator was not explicitly instructed to define rooms as dwelling units on the basis of cooking equipment or separate entrance.

The number of dwelling units in the 1950 Census may be regarded as comparable with the number of dwelling units in the 1940 Census. Some living quarters may have been classified as separate dwelling units in the one census and not in the other. Further, in the 1950 Census, living quarters with five or more

HOUSING—BLOCK STATISTICS

lodgers were not tabulated as dwelling units; generally, such quarters were included in the 1940 dwelling unit count. However, the net effect of these changes is probably small.

Occupancy and tenure.—Dwelling units are classified by occupancy and tenure into four groups: owner-occupied; renter-occupied; vacant nonseasonal not dilapidated, for rent or sale; and other vacant and nonresident. A dwelling unit is classified as owner-occupied if it was owned wholly or in part by the head of the household or by some related member of his family living in the dwelling unit. All other occupied units are classified as renter-occupied whether or not cash rent was actually paid for living quarters. Rent-free units and living accommodations received in payment for services performed are thus included with the renter-occupied units.

A dwelling unit is considered vacant if no persons are living in it at the time of enumeration. New units not yet occupied were enumerated as vacant dwelling units if construction had proceeded to the extent that all the exterior windows and doors were installed and final usable floors were in place. The classification "vacant nonseasonal not dilapidated, for rent or sale" is descriptive of the vacant dwelling units reported in this classification. "Other vacant and nonresident" units include all dilapidated and seasonal vacant units as well as the not dilapidated units which were not for rent or sale.

Because of changes in enumeration procedures, the counts of total vacant units in 1940 and 1950 are not strictly comparable. In 1940, vacant units were enumerated if they were habitable; units uninhabitable and beyond repair were excluded from the enumeration. In 1950, units were included regardless of condition if they were intended for occupancy as living quarters. Therefore, no comparison should be made between the data on "vacant nonseasonal not dilapidated, for rent or sale" units from the 1950 Census and data in the 1940 Census reports.

In both censuses, dwelling units occupied entirely by non-residents were included with vacant units not for rent or sale. Trailers, tents, houseboats, and railroad cars which were vacant were excluded from the dwelling unit inventory in both 1950 and 1940.

Condition and plumbing facilities.—Data on condition of a dwelling unit are shown in combination with data for selected plumbing facilities and are, therefore, limited to units for which both condition and plumbing facilities are reported. Plumbing facilities include water supply, toilet facilities, and bathing facilities.

The category "with private bath" includes those dwelling units reported with both a flush toilet and a bathtub or shower inside the structure for the exclusive use of the occupants of the unit. The category "no private bath" includes those dwelling units not having private flush toilet or not having private bathing facilities. The "no running water" category includes units with only piped running water outside the structure or with only other sources such as a hand pump.

A dwelling unit is "dilapidated" when it is run-down or neglected, or is of inadequate original construction, so that it does not provide adequate shelter or protection against the elements or it endangers the safety of the occupants.

Persons per room.—The number of persons per room has been computed for each occupied dwelling unit by dividing the number of persons in the dwelling unit by the number of rooms in the dwelling unit. All persons enumerated in the Population Census as members of the household (including lodgers, servants, and other nonrelated persons) are counted in determining the number of persons that occupy the dwelling unit. The number of rooms in the dwelling unit includes all rooms available for living quarters throughout the year. Not counted as rooms are bath-rooms, closets, pantries, halls, screened porches, and unfinished rooms in the basement and attic.

Color of occupants.—Occupied dwelling units are classified by color of head of household according to the definition used in the

1950 Census of Population. The group designated as "nonwhite" consists of Negroes, Indians, Japanese, Chinese, and other non-white races. Persons who are not definitely Indian or of other nonwhite race are classified as white.

Contract monthly rent.—Contract monthly rent is the rent, at the time of enumeration, contracted for by the renter regardless of whether it includes furniture, heating fuel, electricity, cooking fuel, water, or personal services.

Monthly rent for vacant dwelling units is the amount asked for the dwelling unit at the time of enumeration. The average monthly rent relates to renter-occupied dwelling units and vacant nonseasonal not dilapidated units for rent. Dwelling units which are occupied "rent-free" are not included with the units reporting rent.

Value of one-dwelling-unit structures.—Average value is shown for owner-occupied dwelling units and vacant nonseasonal not dilapidated units which are for sale only. Value is shown only if the unit is in a one-dwelling-unit structure without business and if it is the only dwelling unit included in the property. The value represents the amount for which the owner estimates that the property, including such land as belongs with it, would sell under ordinary conditions and not at a forced sale. For vacant units, value is the sale price asked by the owner.

Number reporting.—Occupancy and tenure are reported for all dwelling units, and color of occupants is reported for all occupied units. The corresponding distributions for these subjects in table 1 are based on all dwelling units and on occupied units, respectively. For all other subjects, the distributions are based on the units for which the specific characteristics are reported, that is, the "Number reporting."

The number of dwelling units for which the enumerator obtained no report on a particular item is shown for the city totals only; however, the number "not reported" can easily be derived for each area in tables 2 and 3 by subtracting the number reporting from the total number of dwelling units (or total occupied).

Block identification.—A map or series of maps is included in this report showing block numbers for each block, number and letter designations for wards and block areas, and the names of principal streets.

Blocks are identified by serial numbers, a separate series of numbers being used for each ward or for a group of wards. Thus, the location of each block for which data are presented in table 3 may be determined by referring to the ward and block number shown on the map. Similarly, data for a specific block may be located in the table by reference to the map for the identification numbers of the ward and block.

In some cities "block areas" have been established to facilitate the numbering of blocks in groups of less than 1,000. This may cause a break in the sequence of block numbers within a ward. Where this occurs each part of the ward that is in a separate block area is distinguished on the map, and in the table the data are shown for blocks in numerical order within each block area section of the ward. When a boundary of a ward cuts through a block separating the block into segments, the statistics for each segment are tabulated in the ward in which it is physically located on the map. In such cases, to obtain the statistics for the entire block it is necessary to add the statistics for all segments.

If no dwelling units are reported for a block, the block number is not listed in table 3, although it is shown on the map. Dwelling units for which the block number was not reported are indicated in the table by the symbol "NR." Detailed data are not shown for such dwelling units, nor for blocks containing fewer than three dwelling units. Average monthly rent is not shown when the monthly rent was reported for fewer than three dwelling units. Average value is not shown when the value of one-dwelling-unit properties was reported for fewer than three dwelling units. All dwelling units are included, however, in the statistics for the city and for each ward.

Table 1.—CHARACTERISTICS OF HOUSING FOR THE CITY: 1950

Subject	Number	Percent	Subject	Number	Percent
OCCUPANCY AND TENURE			PERSONS PER ROOM		
All dwelling units.....	32,280	100.0	Occupied dwelling units.....	31,587	...
Owner occupied.....	16,143	50.0	Number reporting.....	31,236	100.0
Renter occupied.....	15,444	47.8	1.50 or less.....	30,404	97.3
Vacant nonseasonal not dilapidated, for rent or sale.....	376	1.2	1.51 or more.....	832	2.7
Other vacant and nonresident.....	317	1.0	Not reported.....	351	...
CONDITION AND PLUMBING FACILITIES			CONTRACT MONTHLY RENT		
All dwelling units.....	32,280	...	Renter-occupied, and vacant nonseasonal not dilapidated units, for rent—Number reporting.....	14,905	...
Number reporting.....	31,730	100.0	Total contract monthly rent..... dollars.....	629,157	...
With private bath, not dilapidated.....	25,949	81.8	Average monthly rent..... dollars.....	42.21	...
No private bath, with running water, not dilapidated.....	3,489	11.0	VALUE OF ONE-DWELLING-UNIT STRUCTURES		
No running water or dilapidated.....	2,292	7.2	Owner-occupied, ¹ and vacant nonseasonal not dilapidated units, for sale only—Number reporting.....	13,195	...
Condition or plumbing facilities not reported.....	350	...	Total value or sale price..... dollars.....	135,390,800	...
No private bath or dilapidated.....	5,781	18.2	Average value..... dollars.....	10,261	...
COLOR OF OCCUPANTS					
Occupied dwelling units.....	31,587	100.0			
White.....	27,356	86.6			
Nonwhite.....	4,231	13.4			

¹ Restricted to 1-dwelling-unit properties.

Table 2.—CHARACTERISTICS OF HOUSING BY WARDS: 1950

Ward	All dwelling units by occupancy and tenure					All dwelling units by condition and plumbing facilities			Occupied dwelling units			Contract monthly rent ¹		Value ² of one-dwelling-unit structures		
	Total	Owner occupied	Renter occupied	Vacant non-seasonal not dilap., for rent or sale	Other vacant and non-resident	Number reporting	No private bath or dilap.	No running water or dilap.	Total	Persons per room	Occupied by non-white	Number reporting	Average monthly rent (dollars)	Number reporting	Average value (dollars)	
									Number reporting	1.51 or more						
TOTAL	32280	16143	15444	376	317	31730	5781	2292	31587	31236	832	4231	14905	42.21	13195	10,261
1	845	89	721	16	19	828	476	366	810	798	101	202	713	34.83	41	7.863
2	1203	466	701	13	23	1193	422	181	1167	1158	100	541	679	27.94	360	51.90
3	1176	385	752	18	21	1151	446	58	1137	1128	59	60	738	35.78	228	60.18
4	807	187	598	11	11	797	499	340	785	777	65	377	577	28.95	127	50.40
5	3875	1318	2463	49	45	3775	721	210	3781	3732	66	317	2363	42.59	874	11.439
6	1374	289	1041	15	29	1327	587	356	1330	1311	85	885	1018	32.29	190	5.226
7	5456	2393	2901	114	48	5336	309	43	5294	5216	51	144	2768	56.62	1936	140.17
8	1985	873	1087	14	11	1958	831	378	1960	1936	109	1346	1055	28.29	757	58.08
9	8091	5271	2669	80	71	8010	664	219	7940	7865	103	175	2571	46.62	4653	115.75
10	1640	1031	587	13	9	1609	293	51	1618	1604	31	13	569	37.69	824	72.00
11	2592	2022	535	19	16	2567	261	41	2557	2525	24	4	512	42.08	1790	87.02
12	3236	1819	1389	14	14	3179	272	49	3208	3186	38	167	1342	44.17	1415	90.65

¹For renter-occupied dwelling units and vacant nonseasonal not dilapidated units, for rent.
²For owner-occupied dwelling units and vacant nonseasonal not dilapidated units, for sale only.

Table 3.—CHARACTERISTICS OF HOUSING FOR WARDS, BY BLOCKS: 1950—Con.

Ward	Block	All dwelling units by occupancy and tenure					All dwelling units by condition and plumbing facilities			Occupied dwelling units			Contract monthly rent ¹		Value ² of one-dwelling-unit structures		
		Total	Owner occupied	Renter occupied	Vacant non-seasonal not dilap., for rent or sale	Other vacant and non-resident	Number reporting	No private bath or dilap.	No running water or dilap.	Total	Persons per room		Occupied by non-white	Number reporting	Average monthly rent (dollars)	Number reporting	Average value (dollars)
											Number reporting	1.51 or more					
3	381	37	12	24	1	1	37	14	5	36	5	1	25	30.88	6	6.150	
	382	85	24	58	2	2	84	48	2	80	4	1	59	39.54	9	7.111	
	383	93	9	81	1	1	89	30	2	80	6	1	69	39.45	2	10.166	
	396	85	10	68	1	3	85	5	5	77	7	1	10	39.20	3		
	397	12	1	10		1	11	6	1	11	1		39	39.94	10	6.500	
	398	69	25	40		4	65	2	1	60	1		31	44.93	9	7.088	
	399	50	18	31	1	1	50	14	1	49	1		22	31.18	10	5.130	
	400	39	15	24			39	21	2	37	2	2	24	35.58	5	6.840	
	401	37	13	24			37	21	3	37	2		16	39.81	17	7.617	
	448	43	21	17		1	42	12	3	38	3		19	37.26	12	6.291	
	449	20	1	18		1	20	12	2	19	2		42	36.04	10	9.630	
	450	62	20	42			61	22	2	61	1		43	38.69	2		
	451	67	23	44		1	66	22	6	67	1	10	29	31.93	12	5.000	
	462	44	9	33	1	1	41	22	2	42	1	3	45	26.57	12	4.983	
	463	65	19	46		8	64	35	1	65	3		28	31.53	18	4.772	
	464	49	20	29		2	48	17	1	49	4	1	23	29.10	23	4.508	
	465	60	22	29			58	23	1	49	3		23	29.47	11	6.681	
	466	51	26	23			52	33	6	32	2		14	36.42	6	6.083	
	528	32	18	14			32	6	1	19	1		8	39.87	6		
	529	19	9	10			19	4		19	1		13	19.84	10	4.780	
530	2					2			2	1	13	6	34.66	6	4.066		
531	24	10	14			24	13	9	24	2	8	10	29.70	1			
532	9	2	7			9	3	5	9	1	7	4	21.00	10	6.450		
533	16	6	10			16	6	2	16	1		7	25.14	4	6.625		
534	6	2	4			6	3	2	6	1		8	35.37	4			
535	11	4	7			11	7	2	11	1		7	30.57	4			
550	34	15	19			34	19	1	34	1		7	30.57	4			
604	9	8	7			9	8	1	9	1		7	30.57	4			
605	15	1	8			15	7	1	15	1		7	30.57	4			
4	PART IN BLOCK AREA A																
	500	33	20	12	1	1	33	13	2	32	3	13	11	22.81	17	4.505	
	501	22	6	16			22	11	1	22	1	11	16	19.25	3	3.000	
	502	24	4	19	1	1	24	12	1	23	1	19	17	21.73	4	3.725	
	503	19	2	17			19	11	1	19	1	11	17	26.94	2		
	504	24	9	15			24	11	1	24	2	15	23	44.66	7	4.557	
	505	29	4	24	1	1	28	20	1	28	2	10	23	36.17	3	8.666	
	506	8		7			8	7		7		1	7	32.85	7	4.500	
	508	19	9	10			18	10	1	19	1	17	10	30.90	4	4.500	
	509	52	10	41	1	1	52	42	2	51	4	43	38	25.44	4	4.000	
	510	56	12	44			56	49	1	55	1	49	44	27.38	6	4.083	
	511	28	9	17		2	26	21	14	26	2	21	17	23.29	6	4.200	
	512	8	4	4			8	4	1	8	1	4	4	24.00	2		
	513	4	1	3			4	1		4		1	3	23.66	1		
	514	1					1			1					7	4.071	
	515	9	8	1			9	6	6	9	8	5	3	30.58	10	4.650	
	516	49	14	33		2	49	33	24	47	4	15	11	22.45	1		
	517	13	1	11		1	13	13	12	12	1	11	16	30.51	4	5.500	
	518	41	8	33			40	29	20	41	3	36	33	28.33	5	4.500	
	519	40	6	33		1	39	26	6	39	4	1	39	32.0	3		
520	43	2	41			43	36	6	43	4	4	39	32.0	3			
521	51	12	39			51	24	8	51	3	16	37	28.72	3	7.333		
522	21	2	19			21	3	3	21	1	8	17	31.52	1			
523	17		16		1	16	7	7	16	1	5	15	22.43	5			
524	8		7		1	8	8	1	7	1	1	8	33.12	8			
525	18		17		1	18	15	4	17	2	18	18	47.72	2			
526	13	1	12			13	12	1	13	1	11	11	33.27	3			
527	20	5	13		2	20	14	4	18	1	15	12	31.50	6	7.000		
528	42	8	33		2	42	33	4	40	3	15	30	26.56	3	3.500		
529	46	9	34		2	44	27	10	42	3	8	34	29.35	8	6.250		
530	39	19	20		2	39	12	2	39	2	3	18	33.77	16	6.375		
553	3		3			3	3	3	3	3	3	3	15.00	3			
554	1					1	1	2	1	3	1	3	1	1			
555	3		3			3	3	3	3	3	1	3	1	1			
4	PART IN BLOCK AREA B																
	616	2															
617	1																
5	232	28	26	2		28	1	1	28	28		1			26	27.346	
	233	33	32	1		33			33	31		1			30	24.933	
	234	17	16	1		17			17	17					15	22.125	
	235	12	11	1		12			12	12					11	24.454	
	236	37	33	4		37			37	37			4		33	17.339	
	237	29	9	20		29	10	2	29	29	3	5	20	31.30	7	6.442	
	239	32	19	13		32	3		32	32			11	43.90	14	9.492	
	241	33	9	23		33	1		33	32			23	38.91	6	10.416	
	242	29	11	18		29	2	2	29	31			17	33.88	6	8.333	
	243	40	20	13	6	1	40	3	2	33	3	3	13	45.23	18	7.361	
	244	39	26	13			39	1	1	39	39	2	12	38.75	19	9.226	
	245	22	20	2			22	2	2	22	22	2	2	2	15	9.133	
248	1					1			1	25	1	7	40.14	13	8.807		
249	25	16	7			24	7		34	34		10	33.90	22	6.050		
250	34	24	10			34	11	1	31	30	1	8	23.66	17	6.011		
251	31	19	12			30	11	1	31	30		9	23.66	17	6.011		

¹For renter - occupied dwelling units and vacant nonseasonal not dilapidated units, for rent.
²For owner - occupied dwelling units and vacant nonseasonal not dilapidated units, for sale only.

HOUSING—BLOCK STATISTICS

Table 3.—CHARACTERISTICS OF HOUSING FOR WARDS, BY BLOCKS: 1950—Con.

Ward	Block	All dwelling units by occupancy and tenure					All dwelling units by condition and plumbing facilities			Occupied dwelling units				Contract monthly rent ¹		Value ² of one-dwelling-unit structures	
		Total	Owner occupied	Renter occupied	Vacant non-seasonal not dilap., for rent or sale	Other vacant and non-resident	Number reporting	No private bath or dilap.	No running water or dilap.	Total	Persons per room		Occupied by non-white	Number reporting	Average monthly rent (dollars)	Number reporting	Average value (dollars)
											Number reporting	1.51 or more					
5	252	22	11	11		22	8	1	22	22			16	10	30.70	10	5,550
	253	25	19	6		25			25	24		16	5	31.00	15	8,986	
	254	25	17	8		25			25	25		12	3	34.87	12	7,500	
	257	39	31	8		38			39	38		3	1	38.25	22	8,314	
	258	42	30	12		42			42	42		3	1	41.00	22	7,574	
	260	45	30	15		45	2		45	45		3	1	56.71	24	11,708	
	264	7	4	3		7	3		7	7				41.66	4	18,500	
	265	28	12	16		28			28	28				65.86	8	18,568	
	267	82	37	45		81	7		82	82				53.38	8	15,055	
	270	58	23	34	1	58			57	57		1		60.32	20	15,000	
	271	76	20	50	5	73	5	2	70	69				48	48.18	10	10,750
	272	64	21	40	2	62	8	1	61	61	1			48	45.15	14	9,142
	273	85	26	59		85	3		85	85		1		39	56.13	13	12,692
	276	47	13	33	1	44	4		46	46				31	47.09	8	9,875
	277	49	24	22		47	3		46	46		1		32	49.40	19	11,447
	279	61	23	38		57	2	1	61	61	1			35	48.91	11	7,545
	279	50	21	29		49	16		50	50				38	51.57	8	9,375
	280	79	26	50	1	77	17	1	76	75				48	46.45	14	11,892
	283	158	36	118	1	157	30		154	154			1	117	48.23	17	9,447
	284	25	4	21		25	8		25	25				20	50.35	2	
	285	38	17	20	1	37	17		37	36				20	34.75	6	6,166
	286	24	15	38		54	12	1	53	53	3		4	36	35.80	8	6,187
	287	57	6	17		24	11		23	23		10		17	36.39	2	
	288	7	7	48		54	16		55	55	2			46	42.41	2	
	289	67	26	37		66	17		63	63				37	41.62	19	5,721
	292	53	14	39		53	7		53	53	1			37	47.89	9	30,444
	293	111	23	86	2	106	54	1	109	108	4			55	37.67	13	5,384
	294	38	14	22		38	14		36	36		15		22	32.00	12	6,375
	295	45	7	37		45	15		44	44				37	37.55	3	8,833
	296	52	11	38		52	36	26	49	49	1			38	36.50	7	6,471
	297	27	5	22		27	6		27	27				21	42.51	3	9,500
	298	65	55	5	5	65	15	2	60	60	1			12	46.39	1	
	299	55	36	19	1	55	21		55	55		19		33	42.13	11	18,054
	302	37	3	37	2	46	6	1	43	43				34	44.50		
	303	46	6	37		46	14	9	43	43				34	44.50		
	304	80	37	46		76	19	3	76	76				38	45.07		
	305	140	12	125		131	7		137	131				74	39.83		
	308	12	9	3		12	8	2	16	16				10	52.49	2	
	309	16	4	12		14	8		16	16				9	40.10		
	310	8	1	7		8	2		8	8				9	36.55	1	
	311	30	1	28	1	29	5	1	29	29				3	43.34		
	312	55	5	50		55	5		55	55				5	28.00		
	313	35	1	31	2	29	10		32	25				27	37.14		
	316	12	1	10		10	10		10	10				10	35.80		
	317	10		10		10	10		10	10				10	31.30		
	318	2		2		2	2		2	2				2	10.99		
	319	19	3	16		19	2		19	19				16	45.50		
	320	32	4	28		32	2		32	32				4	35.28		
	321	61	9	50		60	12	3	59	59				9	32.75	1	7,200
	322	50	5	44	1	50	22		49	49				45	32.75	5	
	323	37	6	27		37	15	12	33	33				45	36.86	1	
	324	56	5	47	1	55	47		52	52				25	41.84	2	
	325	59	9	50		51	31	46	59	59				47	39.42	1	
	326	17	1	15		16	7		17	17				8	45	4	8,375
	327	18	2	15	1	18	1	1	17	17				15	28.26		
328	65	24	38		65	18		62	62				12	24.33			
329	56	32	24		55	8		56	56				34	33.58			
330	88	37	49		83	4		86	86				34	38.47	15	13,853	
331	53	26	26	2	52	31	3	52	52				24	43.50	26	6,550	
332	54	25	29		54	19		52	52				46	46.71	21	8,595	
333	85	44	37	3	83	19		81	80				28	46.08	13	8,923	
334	50	30	19	1	49	5		49	49				35	46.00	14	10,392	
335	43	28	15		43	7		43	43				18	48.80	23	11,521	
336	5	2	3		5	5		5	5				18	52.50	24	11,866	
337	40	16	24		40	7		40	40				13	46.69	21	10,904	
338	59	24	35		58	8		58	58				2	2	5	9,400	
339	44	21	23	1	44	13	8	40	40	3			21	35.47	13	5,384	
340	38		38		38	9	3	44	44				13	30.92	34	5,255	
342	44	44			44			44	44				19	40.21	9	7,500	
343	40	39	1		40			39	39				38	26.21			
344	42		42		42			42	42				39	25.79			
345	23	6	17		23	7		23	23				39	29.28			
346	24	5	19		24	3		23	23				42	27.04			
347	5	1	4		5	5		5	5				16	36.18	6	2,983	
348	25	1	24		25	5	3	24	24				18	26.94	4	4,875	
349	1		1		1			1	1				4	28.75	1		
350	3	3			3			3	3				23	106.52	1		
351	8	8			8	1	1	8	8				1	106.52	3	16,666	
6	359	24	22		22	3	3	24	23				7	41.571	7	41,571	
360	45	5	39	1	44	5	1	44	44				20	36.95			
361	1		1		1			1	1				36	47.47	4	3,625	
396	20	4	16		19	4	3	20	19				13	33.53	4	5,000	
397	11	2	9		11	4		11	11				8	45.25	1		
398	21	19	2		21	2		21	21				18	49.77	4		
399	58	13	45		58	12	2	58	58				44	47.56	5	10,200	

¹For renter - occupied dwelling units and vacant nonseasonal not dilapidated units, for rent.
²For owner - occupied dwelling units and vacant nonseasonal not dilapidated units, for sale only.

WILMINGTON, DEL.

Table 3.—CHARACTERISTICS OF HOUSING FOR WARDS, BY BLOCKS: 1950—Con.

Ward	Block	All dwelling units by occupancy and tenure					All dwelling units by condition and plumbing facilities			Occupied dwelling units			Contract monthly rent ¹		Value of one-dwelling-unit structures		
		Total	Owner occupied	Renter occupied	Vacant non-seasonal not dilap., for rent or sale	Other vacant and non-resident	Number reporting	No private bath or dilap.	No running water or dilap.	Total	Persons per room		Occupied by non-white	Number reporting	Average monthly rent (dollars)	Number reporting	Average value (dollars)
											Number reporting	1.51 or more					
6	400	42	11	30	1				41	41	3	3	29	35.44	7	4,885	
	401	70	19	51				70	69	1	61	51	31.23	18	4,594		
	402	49	16	32				48	47	1	46	31	25.90	16	4,406		
	403	28	9	18		1		28	27	1	26	17	25.41	7	3,100		
	406	20	7	13				20	20		20	13	25.53	7	3,200		
	407	41	9	32				40	41		41	28	22.65	4	4,142		
	408	28	6	22				28	28		28	9	34.86	1	6,000		
	409	34	2	30		2		34	32		32	22	35.15	4	9,750		
	410	59	11	43		2		58	54		53	48	46.50				
	412	17		16		1		17	16		16	7	16	35.93			
	413	7		7				7	7		7	6	7	16.00		3,100	
	414	46	9	36		1		45	45		45	36	36	25.83	9	3,800	
	415	26	7	19				26	26		26	19	19	28.00		3,800	
	432	54	22	32				52	54		54	32	32	30.43	1	5,500	
	433	17	9	8				17	17		17	7	7	26.57		4,800	
	434	27	7	20				27	27		27	20	20	39.20		11,000	
	438	12		12				12	12		12	12	12	32.00			
	439	31	15	16				31	31		31	14	14	38.07	8	10,187	
	440	57	11	46				55	57		56	45	45	31.02	8	4,062	
	441	53	9	43				52	52		52	42	42	29.64	6	4,350	
	457	27	10	17				26	15	9	27	26	26	34.18	6	3,233	
	458	11		7				11	11		11	7	7	12.00			
	459	69	2	56		1	4	63	58	5	58	52	57	23.46			
	460	21	3	16			10	16	15	1	19	19	8	33.07			
	461	1						1	1		1	1	1				
	462	35	4	30			1	28	22	17	34	33	28	27.96	3	2,633	
	463	34	7	25			2	31	24	18	32	32	25	24.88	3	2,960	
	482	21	8	13				19	18	8	21	20	13	34.30	5	3,750	
	483	33	8	25				31	22	19	33	32	25	25.76	5	5,860	
	484	12	2	10				12	9	1	12	12	10	33.40	1		
	485	38	10	24			2	37	16	2	34	34	21	24.79	3	8,333	
	486	21	1	18			1	21	4	1	19	19	18	29.00			
	487	9	1	7				9	8		8	7	7	14.57			
	488	44	4	37			3	43	18		41	41	37	38.72	2		
	489	31	6	25				29	15		31	31	24	30.04	4	8,333	
	490	28	6	22				28	17		28	28	27	24.80	4	5,250	
	491	41	10	31				38	27		41	40	41	26.56	9	4,500	
	7	1	1					1			1	13	8	61.87	4	14,625	
		2	14	6				15			15	15	9	51.55	6	11,166	
		3	15	6				15	5	1	28	28	13	27.46	2	7,320	
		8	29	15			1	29	8		47	47	19	33.88	2	7,928	
		9	47	28				47	8		8	8	5	45.00	2		
		12	8	3				8			8	8	9	49.77	2		
		13	19	10				19	9		22	22	17	18.58	1		
		14	22	4				22	4		4	4					
		15	4					4									
		16	2					2									
		17	6	6				6	14	1		57	57	49	25.18	1	38,833
18		58	9	48		1	58										
19		2					2				3	3	2	22.24			
20		3					3	3			25	25	25	25.71			
21		26					26				28	28	33	21.18			
22		28					28	11			34	34					
23		34					34				4	4					
29		4	4				4				10	10	4	64.75	1		
30		10					10				15	15					
31		18	12	6			18				18	15					
32		34	21	12			34	1		1	33	33	1	28.07	8	8,000	
33		43	29	11			42	1			40	38	10	40.10	26	8,769	
34		8					8				7	7			6	6,966	
36		16	11	5			15	2			16	16		41.00	7	8,285	
37		45	17	28			45				44	44	1	56.86	17	16,588	
38		39	26	13			38				39	39		54.90	25	9,872	
39		15	5	10			15				20	20		61.40	9	12,444	
40		36	22	14			36				36	36	1	76.00	17	14,058	
42		41	24	16			41	9	3		40	39	1	32.20	14	7,714	
43		35	21	14			34				35	33	1	36.75	19	6,405	
44		14	6	8			12	1			14	13	1	44.57	6	9,500	
45		38	20	18			37	1			38	37	19	52.61	16	9,593	
46		18					18				25	25	10	52.71	13	9,346	
47		53	36	17			53	2			51	51	1	43.64	28	8,392	
48		37	12	25			37				37	35	1	40.66	9	8,166	
49		31	4	27			30				31	29		42.57			
50		105	17	82			103	2			99	98	1	53.48	14	9,721	
51		2					2				53	53	3	39.60	11	8,409	
52		54	15	38			54	10			62	61	33	52.39	14	10,607	
53		62	26	36			60	6		1	62	61					
54		39	14	25			38	1		1	39	38		54.00	10	8,650	
55		47	23	24			47				47	44		60.04	17	14,117	
56		73	15	58			70	2			69	69	1	93.18	12	11,358	
57		44	18	26			43				42	42		55.78	14	13,035	
58		49	4	44			49	9			39	39		55.79	1		
59		26	15	11			26				26	24	1	56.00	12	11,750	
61		3					3				3	3					
62		24	8	16			24	3		3	24	24	1	34.50	8	7,000	

¹For renter - occupied dwelling units and vacant nonseasonal not dilapidated units, for rent.
²For owner - occupied dwelling units and vacant nonseasonal not dilapidated units, for sale only.

HOUSING—BLOCK STATISTICS

Table 3.—CHARACTERISTICS OF HOUSING FOR WARDS, BY BLOCKS: 1950—Con.

Ward	Block	All dwelling units by occupancy and tenure					All dwelling units by condition and plumbing facilities			Occupied dwelling units			Contract monthly rent ¹		Value ² of one-dwelling-unit structures	
		Total	Owner occupied	Renter occupied	Vacant non-seasonal not dilap. for rent or sale	Other vacant and non-resident	Number reporting	No private bath or dilap.	No running water or dilap.	Total	Persons per room		Number reporting	Average monthly rent (dollars)	Number reporting	Average value (dollars)
											Number reporting	1.51 or more				
7	63	39	28	11												
	64	49	38	11		39			39	39						
	67	27	21	5		49	3	1	49	46		10	43.10	28	7,928	
	69	1				27			26	26		10	46.20	35	8,157	
	70	5	5									4	102.00	20	19,250	
	71	6	6			5			5	5						
	72	3	3			6			6	6				5	44,000	
	73	10	1	9		3			3	3				6	50,333	
	74	5	5			10			10	10				1		
	75	11	10	1		11			11	11		4	31.50	5	35,800	
	76	9	9			9			9	9		1		10	29,730	
	77	2														
	78	15	14			1			15	14				9	25,444	
	80	35	18	16		3			14	14				13	25,769	
	82	8	8			3	10		34	34				16	10,500	
	83	5	4			5			8	7	1	15	33.06	8	36,500	
	84	14	10	4		1			5	5				4	31,250	
	85	3	2	6		1			14	14		4	51.50	10	10,800	
	86	7	6			1			31	31		5	53.00	24	11,391	
	87	1							6	6				7	28,214	
	88	15	10	5		15			15	15						
	89	14	10	4		14			14	14				5	11,400	
	90	1				1						4	47.00	10	14,000	
	91	6	4	1		6			5	5		4	33.25	8	9,000	
	92	14	9	4		1			13	13		1		1	15,000	
	93	11	8	3		11			19	19		6	36.00	3	17,300	
	94	22	11	11		2			18	18			57.00	10	15,428	
	95	5	4			1			35	34		9	59.66	14	13,409	
	96	2	2			2			12	12				2	22,458	
	98	3	2			3			3	3				2	17,354	
	99	5	2	3		1			33	33		6	51.83	2	22,458	
	100	21	18	3		1			49	49		22	61.90	21	7,633	
	101	28	20	8		2			29	29		11	34.27	14	6,928	
	102	26	11	15		1			27	26		20	47.05	6	6,500	
	103	1				1			24	24		10	37.80	6	7,916	
	104	6	4	2		6			61	60	1					
	105	11	8	3		1			11	11		28	55.28	23	9,521	
	107	13	11	2		1			36	36		11	51.72	16	6,750	
	108	5	4	1		5			5	5		18	45.44	27	6,588	
	109	4	3	1		1			5	5		14	53.64	29	10,303	
	110	17	14	3		17			17	17		3	61.33	14	12,485	
	112	18	18			18			17	17				17	19,970	
	113	18	18			18			30	30				19	19,657	
	114	12	12			12			16	16		10	71.50	10	15,600	
	115	9	7	2		9			9	9		3	43.33	6	48,166	
	116	7	5	2		7			6	6		2		5	29,000	
	117	1				1			10	10				6	13,083	
	119	4	4			4			4	4				3	13,333	
	121	1				1			6	6				2		
	122	6	2	4		6			2	2				1	12,727	
	123	2	1	1		2			18	18		11	66.62	14	13,071	
	124	19	11	8		1			30	30		22	72.14	14	14,204	
	125	30	13	17		1			14	14		14		14	25,607	
	126	15	13	2		1			13	13				12	13,233	
	128	13	13			13			21	21		20		12	13,175	
	129	2	2			2			27	26		20		25	9,676	
	130	2	2			2			43	42		34		34	9,073	
	131	4	3	1		4			16	16		10	37.75	10	6,180	
	132	1				1										
	133	18	14	4		18			6	6				18	4,483	
	134	60	33	27		1			60	60		4	55.50	25	9,840	
	135	72	33	39		1			72	72		32	61.52	10	15,650	
	136	13	9	4		1			12	12				2		
	138	4	4			4			48	47		8	61.25	7	18,285	
	139	10	8	2		10			10	10		3	85.47	1		
	140	1				1			19	14		6	85.66	1		
	141	1				1			8	8		14	62.00	2		
	142	8	8			8			138	138		132	69.45	2		
	143	5	4	1		5			8	8		40	132.85	3	28,333	
	144	81	9	72		1			51	49						
	145	59	66	5		76			1	1		40	80.75	3	28,333	
	146	41	56	1		59			75	75				7	23,571	
	147	64	25	39		4			58	48		70	62.91	2		
	148	64	28	36		1			41	41		45	111.53	2		
	149	11	8	3		11			62	62		22	55.41	12	16,083	
	150	3	3			3			64	64		22	56.79	26	9,842	
	151	3	3			3			11	11		39	54.26	39	8,433	
	152	3	3			3			8	8				2		
	153	3	3			3			6	6				2		
	155	1				1			3	3				3	7,833	
	156	4	3	1		4			13	13			150.00	11	18,000	
	159	8	4	4		1			39	39						
	160	7	7			7			9	8		4	70.50	3	14,338	
	161	18	3	15		20			7	7		4		8	46,250	
	162	23	3	20		20			21	21				7	60,428	
	164	14	2	12		25			25	25		3	43.33	17	34,176	
	166	1				14			14	14		3		22	17,227	
												3	53.33	10	14,500	

¹For renter - occupied dwelling units and vacant nonseasonal not dilapidated units, for rent.
²For owner - occupied dwelling units and vacant nonseasonal not dilapidated units, for sale only.

WILMINGTON, DEL.

Table 3.—CHARACTERISTICS OF HOUSING FOR WARDS, BY BLOCKS: 1950—Con.

Ward	Block	All dwelling units by occupancy and tenure					All dwelling units by condition and plumbing facilities			Occupied dwelling units			Contract monthly rent ¹		Value ² of one-dwelling-unit structures	
		Total	Owner occupied	Renter occupied	Vacant non-seasonal not dilapidated, for rent or sale	Other vacant and non-resident	Number reporting	No private bath or dilap.	No running water or dilap.	Total	Persons per room		Number reporting	Average monthly rent (dollars)	Number reporting	Average value (dollars)
											Number reporting	1.51 or more				
7	167	6	4	2		6			6	6			2		4	7,500
	168	24	15	9		24			24	22			2	37.66	14	7,621
	169	3		3		3			3	3			1		17	8,852
	170	36	21	15		36	1		36	36			2		5	
	172	4	2	2		4			4	4			2		2	
	173	17	7	9		16			16	16			2		10	9,220
	25	15	9		1	24		2	24	23			9	55.90	8	10,750
	174	37	22	11		35		2	33	33			13	61.77	21	17,428
	176	17	15	2		16			17	17			2	107.76	12	26,166
	177	2														
	178	2														
	179	30	4	25		29		1	29	29			25	58.48	3	27,666
	180	11	9	2		11			11	11			1		8	21,937
	181	8	7	1		8			8	8		1			7	27,857
	183	42	1	40		41			41	41			39	106.10	1	
	184	70	12	55		70			67	67			51	65.74	9	
	185	48	2	37		47		1	47	39			44	63.84	1	
	186	13		13		13			13	13			13	44.38		
	187	48	15	32		48			47	47		2	32	56.93	10	13,300
	188	43	11	31		40			42	42			32	61.12	8	13,000
	189	20	5	15		19			20	20			15	45.06	4	12,500
	190	32	5	25		32		8	30	30			25	53.76	4	20,250
	191	11	1	4		5			5	5			4	54.50		
	192	34	12	22		34		2	34	34			20	52.15	7	12,214
	193	17	2	15		15			17	13			15	47.66		
	194	26	5	21		16			26	24		1	18	55.83	4	27,500
	195	16		15		2			15	14			15	46.20		
	196	53	6	41		3		1	50	47		5	43	51.09	4	8,200
	197	54	13	40		1			54	52		2	40	41.17	7	8,714
	198	27		23		2			27	25			25	42.84	1	
	200	21	13	6		2			21	19			6	42.83	11	10,045
	202	33		30		3			33	30		1	16	32	40.09	
	203	2														
	206	9	1	8		9			9	9			8	42.50		
	208	20	1	19		19			20	20			19	46.05		
	209	62	3	57		2			62	59		1	58	65.58		
	210	68	8	60		6			68	68			59	53.98	3	16,333
	211	14		13		1			13	13			14	53.14		
	212	74	25	45		4			70	70		2	45	49.06	17	14,500
	213	29	20	8		1			28	28			9	46.77	19	8,252
	214	32	17	13		2			29	30			15	44.53	12	8,308
	215	48	17	27		4			47	44			28	55.89	12	11,508
	217	2							7	7					7	19,571
	218	7	7						7	7			7	51.14	27	16,740
	219	38	28	9		1			47	46		1	15	46.00	25	7,576
220	48	19	28		1		1	40	40			6	42.16	27	6,614	
222	40	30	10					16	16			4	26.25	9	7,966	
223	16	11	5					16	16			1		14	14,500	
226	19	15	1		3			19	16			1		3	13,666	
227	10	3	7		4			3	3					14	26,178	
228	15	14	1		15			15	15			1		14	31,785	
229	14	14						14	14			1		13	24,807	
230	14	13	1					14	14					7	42,571	
231	7	7						7	7					10	7,510	
246	21	14	7					21	21			5	46.00			
255	6	6						6	6			6	21.66			
256	48	38	10		4		5	48	48		1	7	43.57	34	9,544	
262	33	30	3					33	33			3	66.66	25	15,360	
263	11	5	6					11	11			4	77.50	4	21,875	
268	26	18	8		2			26	25			8	64.62	14	17,907	
269	54	18	34		2		2	52	50			34	60.00	8	14,375	
274	37	22	13		1			37	35		1	13	57.38	18	12,527	
275	60	22	32		5			58	53			11	63.12	19	12,578	
281	70	35	34		1			68	66		5	30	50.70	14	9,142	
282	72	25	45		2			72	70			4	47.55	14	9,392	
290	24	13	10		1			24	23			10	51.40	12	7,041	
291	63	14	47		2			60	61			4	51.73	4		
300	35	4	30		1			35	34		2	9	51.86	1		
301	12	1	10		1			12	11			1	49.33			
306	20	2	16		2			20	18			1	49.75			
307	13	2	11		2			13	13			1	42.81			
314	5	2	2		1			5	4		1	3	46.66			
8	393	5	1	4		5		5	5			5	20.00	1		
	404	22	3	19		22		21	22			4	26.52	3	5,666	
	405	16	7	9		16		4	16			9	24.77	6	5,333	
	417	64	23	41		64		11	64			41	26.90	19	50,366	
	418	39	12	24		38		2	31	28		24	21.83	12	50,83	
	419	35	7	26		35		3	32	31		12	23.26	7	4,571	
	420	42	29	13		40			42	42		12	35.00	24	8,708	
	424	48	27	21		48		1	48	48		20	31.40	22	60,900	
	425	48	30	18		48			48	48		18	34.16	29	5,706	
	426	31	15	16		31		1	31	31		20	25.46	14	5,857	
	427	43	25	18		42		1	43	43		19	31.05	21	6,428	
	428	35	18	16		35		2	33	34		1	16	33.00	16	4,812
	429	37	13	23		37		1	36	36		2	24	35.20	13	6,453

¹For renter - occupied dwelling units and vacant nonseasonal not dilapidated units, for rent.
²For owner - occupied dwelling units and vacant nonseasonal not dilapidated units, for sale only.

HOUSING—BLOCK STATISTICS

Table 3.—CHARACTERISTICS OF HOUSING FOR WARDS, BY BLOCKS: 1950—Con.

Ward	Block	All dwelling units by occupancy and tenure				All dwelling units by condition and plumbing facilities			Occupied dwelling units			Contract monthly rent ¹		Value ² of one-dwelling-unit structures		
		Total	Owner occupied	Renter occupied	Vacant non-seasonal not dilap., for rent or sale	Other vacant and non-resident	Number reporting	No private bath or dilap.	No running water or dilap.	Total	Persons per room		Number reporting	Average monthly rent (dollars)	Number reporting	Average value (dollars)
											Number reporting	1.51 or more				
8	4330	30	14	16					30	29	1	14	31.56	12	41.66	
	4331	30	8	22				5	30	30	1	22	31.56	12	41.66	
	4442	48	22	26				4	48	47	1	21	28.66	21	39.42	
	4443	22	16	6					22	22		6	28.66	6	57.62	
	4444	45	43	17					45	45		1	25	20	57.62	
	4445	34	8	8	1				34	42	2	3	33	9	53.37	
	4446	52	27	27					50	52		1	13	25	53.12	
	4447	41	27	14					41	41		1	15	27	45.50	
	4448	37	31	3					37	37		2	18	5	45.50	
	4449	6	3	3					6	6		2	3	2	41.50	
	4500	12	4	8					12	12	1	8	23	8	65.25	
	4501	32	11	21					32	32	1	9	33	4	65.25	
	4502	31	20	11					31	31		9	30	7	47.28	
	4503	27	15	10	2				27	25	1	10	28	17	55.88	
	4504	31	10	21					31	31	1	11	28	13	57.69	
	4505	34	27	7					34	34	2	8	34	6	51.66	
	4506	71	22	49					71	71	2	25	51	24	69.87	
	4507	70	11	58	1				69	69	6	4	33	18	45.77	
	4508	48	32	16					48	48	6	5	31	6	56.66	
	4509	40	15	24		1			40	39	5	2	33	29	57.89	
	4510	35	21	13		1			35	33		17	33	17	52.64	
	4511	29	26	3					29	29		17	33	22	50.72	
	4512	30	12	17	1				30	29	1	16	33	11	44.36	
	4513	29	12	16		1			29	28		12	33	10	53.50	
	4514	23	9	14					23	23	2	13	33	8	30.62	
	4515	7	4	3					7	7		1	3	3	40.00	
	4516	9	7	2					9	8	1	2	3	5	32.00	
	4517	40	23	17					40	40		12	3	14	17.64	
	4518	20	7	12		1			19	19	1	12	11	11	24.72	
	4519	29	9	20					29	29	2	19	20	7	52.14	
	4520	19	11	8					19	19		19	20	10	43.50	
	4521	24	14	10					24	24	4	40	25	11	18.90	
	4522	31	8	23	5				31	24	7	46	10	11	55.09	
	4523	61	30	31	2				61	56	5	27	10	11	75.00	
	4524	98	80	18					98	98	11	44	44	4	46.69	
	4525	95	68	27					95	96	2	57	33	13	34.23	
	4526	39	39						39	34	5	49	79	13	112.06	
	4527	34	25	9					34	32	2	10	33	16	41.22	
	4528	51	28	23		2			51	49	2	32	22	25	52.04	
	4529	8	4	4					8	8		5	2	3	73.33	
	4530	15	9	6					15	12	1	15	5	8	39.37	
	9	10001	2	4	1				5	5		5	1	3	27.33	
		10002	3	3	1				3	3		3	2	3	34.66	
		10003	4	3	1				4	4		4	2	3	23.33	
		10004	4	3	1				4	4		4	2	5	15.74	
10005		4	3	1				4	4		4	1	1	35.48		
10006		7	7					7	7		7	1	1	28.33		
10007		10	6	4				10	10		10	4	4	28.50		
10008		7	2	5				7	7		7	4	6	36.00		
10009		2	2					2	2		2	4	6	151.66		
10010		3	3					3	3		3	2	3	40.00		
10011		5	5					5	5		5	3	3	38.33		
10012		7	7					7	7		7	5	5	26.60		
10013		11	11					11	11		11	7	7	19.35		
10014		23	21	2				23	23		23	4	10	32.80		
10015		5	5					5	5		5	4	3	15.00		
10016		12	12					12	12		12	2	2	150.47		
10017		3	3					3	3		3	5	5	152.00		
10018		6	6					6	6		6	12	12	22.54		
10019		14	14					14	14		14	9	9	172.77		
10020		13	13					13	13		13	4	4	151.66		
10021		20	20					20	20		20	2	2	14.48		
10022		11	11					11	11		11	2	2	12.96		
10023		11	9	2				11	11	1	11	3	3	13.25		
10024		14	14					14	14		14	2	2	16.10		
10025		34	34					34	34		34	2	2	18.00		
10026		22	22					22	22		22	2	2	11.21		
10027		30	30					30	30		30	1	1	14.67		
10028		13	11	2				13	13		13	3	3	19.70		
10029		9	9					9	9		9	2	2	13.94		
10030		11	11					11	11		11	1	1	14.13		
10031		9	9					9	9		9	9	9	18.44		
10032		8	8					8	8		8	9	9	14.55		
10033		12	12					12	12		12	1	1	15.00		
10034		38	36	2				38	38		38	1	1	15.00		
10035		27	26	1		1		27	27		27	6	6	14.40		
10036	33	33					33	33		33	2	2	16.45			
10037	17	17					17	17		17	4	4	12.14			
10038	24	24					24	24		24	2	2	10.56			
10039	28	28					28	28		28	1	1	17.58			
10040	24	24					24	24		24	2	2	16.86			
10041	21	21					21	21		21	1	1	15.71			
10042	21	21					21	21		21	1	1	14.10			

¹For renter - occupied dwelling units and vacant nonseasonal not dilapidated units, for rent.
²For owner - occupied dwelling units and vacant nonseasonal not dilapidated units, for sale only.

Table 3.—CHARACTERISTICS OF HOUSING FOR WARDS, BY BLOCKS: 1950—Con.

Ward	Block	All dwelling units by occupancy and tenure					All dwelling units by condition and plumbing facilities			Occupied dwelling units			Contract monthly rent ¹		Value ² of one-dwelling-unit structures		
		Total	Owner occupied	Renter occupied	Vacant non-seasonal not dilap., for rent or sale	Other vacant and non-resident	Number reporting	No private bath or dilap.	No running water or dilap.	Total	Persons per room		Occupied by non-white	Number reporting	Average monthly rent (dollars)	Number reporting	Average value (dollars)
											Number reporting	1.51 or more					
9	66	43	39	4					43	42			4	60.25	36	13,055	
	67	4	4						4	4					2		
	68	33	26	6		1			33	32			6	70.33	24	11,670	
	69	19	15	4					19	19			3	64.00	14	12,642	
	70	2															
	71	9	3	6			2		9	9			6	55.33	3	17,333	
	72	32	29	3					32	32			3	46.33	29	12,534	
	73	25	14	11					25	25			11	72.27	11	12,154	
	74	9	9						9	9					9	12,714	
	75	20	20						20	20					20	12,735	
	76	25	24	1					25	25			1		22	13,227	
	77	12	11	1					12	12			1		11	13,545	
	78	13	13						13	13					11	10,500	
	79	32	27	5		1		1	33	32			5	67.40	12	12,228	
	80	36	32	3		1			33	35			3	62.00	12	12,718	
	81	27	23	3		1			27	25			3	65.00	11	11,590	
	82	26	22	4			2		26	26			4	67.50	4	11,595	
	83	23	22			1			23	22					22	12,304	
	84	10	7	3			1		10	10	1		3	49.66	3	9,500	
	85	6	4	2				2	6	6			2		2	9,333	
	88	5	4	1					5	5					3	7,333	
	89	37	32	4		1			37	36			4	48.50	29	10,813	
	92	1															
	93	14	4	10					14	14			10	43.10	4	7,875	
	94	5	4	1					5	5			1		3	9,000	
	95	3	3					2	3	3					4	3,750	
	96	6	4	2					6	6			2	59.60	29	11,137	
	97	35	29	6					35	34			6		23	11,304	
	98	25	23	2					25	25					16	10,656	
	99	20	17	3					20	20					16	10,656	
	100	18	13	5					18	18			5	58.40	13	11,000	
	101	27	23	4					27	27			4	56.75	23	12,739	
	102	26	23	2		1			26	25			2		23	14,956	
	103	31	27	4					31	31			4	62.25	26	14,038	
	104	28	21	7			2		28	28			7	56.28	20	12,400	
	105	17	14	3				2	17	17			3		12	10,166	
	106	30	24	6					30	30			6	48.16	22	14,545	
	107	37	30	7					37	37			7	47.42	29	11,137	
	108	41	27	13		1			41	40			14	49.00	25	9,360	
	109	46	16	25		5		1	46	41			30	71.70	13	10,038	
	110	14	8	6					14	14			6	45.16	5	10,100	
	111	21	19	2					21	20			1		19	10,189	
	112	26	17	8		1			26	25			7	48.14	15	9,633	
	115	2															
	116	1															
	118	146		141		4		1	143	140	12		144	37.38	22	10,977	
	121	23	23						23	22					22		
	122	81		80		1			81	80			78	33.56	78		
	123	1															
	125	10	7	1		2			10	8			3	55.00	6	9,950	
	126	53	31	22				1	53	53			20	49.00	23	10,156	
	127	52	38	14					52	52			13	48.76	34	10,094	
	128	48	32	16				2	48	48			14	42.35	28	9,896	
	129	39	32	7					39	39			7	58.71	28	12,214	
	130	28	14	12		2			28	26			14	37.92	13	11,615	
	131	44	40	4					44	44			2		39	9,153	
	132	25	20	5				1	25	25			4	48.25	20	10,850	
	133	29	25	3					29	28			3	82.00	25	13,480	
	134	35	31	4		1			35	35			4	78.25	31	13,580	
	135	52	46	6				2	52	50			5	67.00	44	13,140	
	136	19		11					19	19			10	75.20	8	13,625	
	137	22	8	13					22	22			12	78.50	5	22,900	
	139	13	10	3					13	13			2		8	15,125	
	140	12	11	1				1	12	12			1		11	14,363	
	141	17	15	2					17	17			1		14	14,071	
	142	20	19	1					20	19			1		19	14,473	
	144	26	22	3		1			26	25			3	61.66	21	10,238	
	145	35	27	8					35	28			8	57.37	23	10,413	
	146	39	30	9					39	39			9	55.22	25	10,360	
	147	32	28	4					32	32			4	46.50	26	9,000	
	149	51	8	43					51	49	1		42	48.52	5	7,400	
	150	7	4	3					7	7			3	61.66	3	13,666	
	151	15	11	4					15	15			4	75.50	9	11,666	
	152	25	16	5					25	21			6	66.63	17	9,941	
	153	6	6						6	6					6	9,400	
	154	11	11						11	11					11	11,581	
	155	101	93	6		2			101	99			6	70.33	6	10,719	
	156	49	30	19					49	49			19	60.15	28	10,232	
	157	17	8	8		1			17	16			8	44.75	7	5,742	
	158	16	13	3					16	16			3	41.00	10	11,500	
	159	21	18	3				1	21	21			1		16	11,468	
	160	17	14	2		1			16	16			2		14	12,000	
	161	43	19	24					43	42			2	54.56	16	11,643	
	162	20	16	3		1			19	19			3	60.00	15	9,966	
	163	24	23	1					24	24			1		23	11,504	
	164	25	16	7		2			25	23			7	69.66	9	11,777	
	165	18	10	7		1			18	17			6	65.33	8	12,250	

¹For renter - occupied dwelling units and vacant nonseasonal not dilapidated units, for rent.
²For owner - occupied dwelling units and vacant nonseasonal not dilapidated units, for sale only.

HOUSING—BLOCK STATISTICS

Table 3.—CHARACTERISTICS OF HOUSING FOR WARDS, BY BLOCKS: 1950—Con.

Ward	Block	All dwelling units by occupancy and tenure					All dwelling units by condition and plumbing facilities			Occupied dwelling units			Contract monthly rent ¹		Value ² of one-dwelling-unit structures		
		Total	Owner occupied	Renter occupied	Vacant non-seasonal not dilap., for rent or sale	Other vacant and non-resident	Number reporting	No private bath or dilap.	No running water or dilap.	Total	Persons per room		Occupied by non-white	Number reporting	Average monthly rent (dollars)	Number reporting	Average value (dollars)
											Number reporting	1.51 or more					
9	166	6							6								
	167	41	6			6			40								
	168	30	35			29			22	1							
	169	22	19			8			30				4	70.35	6	12,166	
	170	8	8			2			21				1		27	11,351	
	171	21	15			6			22	1			1		29	12,000	
	172	18	8			8			8				1		17	15,352	
	173	9	8			3			21				6	84.56	8	20,337	
	175	3	2			1			15				9	63.77	11	16,909	
	177	7	7			1			9				1		6	15,166	
	178	23	21			2			3				1		8	15,375	
	179	38	35			3			7				1		7	25,714	
	180	19	15			4			23						21	11,476	
	181	17	15			2			38						32	9,843	
	182	22	19			3			18						13	10,576	
	183	15	15						17						15	11,266	
	184	22	19			3			22						18	11,611	
	185	37	30			7			15					54.56	15	11,333	
	186	33	32			1			22				5	56.80	17	12,176	
	187	17	12			5			37				5	70.60	27	9,888	
	188	25	16			9			33				4	50.25	29	9,500	
	189	11	7			4			17				4		10	8,300	
	190	18	14			4			25				9	52.88	11	9,954	
	191	28	27			1			11				4	53.00	5	12,200	
	192	13	13						18					55.00	13	8,500	
	196	14	13			1			28					53.00	27	8,625	
	197	28	28						13					60.66	13	8,708	
	198	117				2			14				1		28	8,653	
	201	38	29			9			28					85.00	13	8,685	
	202	46	36			10			117				117	32.69	26	8,685	
	203	46	27			19			115				10	52.00	25	10,240	
	204	42	32			8			38				10	65.10	31	9,790	
	205	39	32			7			46				18	42.55	25	9,768	
	206	18	15			3			40				9	50.55	29	10,241	
	207	18	16			2			39				9	55.00	29	10,517	
	208	39	36			3			18				3	60.66	14	10,357	
	209	28	19			9			18				3		16	10,508	
	210	15	6			9			18				2		34	10,058	
	211	16	15			1			38				2	85.00	14	14,714	
	212	16	12			4			28				2	86.37	4	18,500	
	213	1							15				1		13	15,384	
	215	21	14			7			16				2		12	19,333	
	217	39	28			10			21				7	48.57	13	10,738	
	218	32	27			5			38				9	53.77	29	10,000	
	219	37	22			15			32				5	49.20	25	10,000	
	220	49	32			16			37				14	52.42	20	10,330	
	221	50	31			18			48				14	50.42	20	9,885	
	222	25	20			5			49				18	47.38	25	10,748	
	223	66	25			41			25				4	60.75	17	12,420	
	224	30	23			7			66				4	60.75	23	12,764	
	225	28	25			3			29				6	41.47	20	7,608	
	226	34	26			8			30				1	36.83	20	9,550	
	230	1							28				3	42.66	24	8,916	
	231	46	38			8			34				7	48.00	26	8,750	
	232	23	12			9			28								
	233	30	21			7			46				3				
	234	60	32			27			21				8	45.25	33	7,893	
	235	15	11			4			43				7	43.88	11	7,636	
	236	65	32			32			30				7	42.00	21	7,119	
	237	56	22			31			59				26	44.69	19	8,315	
	238	50	26			22			15				4	40.00	7	12,142	
	239	29	22			7			64				3	40.00	27	9,388	
	240	9	7			2			53				29	59.82	18	10,500	
	241	44	24			18			48				23	60.17	21	8,880	
	242	13	10			3			29				9	55.16	17	8,880	
	243	19	15			4			9				9		17	11,235	
	244	29	23			6			42				20	61.60	5	9,060	
	245	18	9			9			13				14		14	17,750	
	246	17	16			1			19				1		8	21,562	
	247	17	15			2			29				4	82.00	13	17,846	
	248	20	19			1			18				9	73.33	23	14,804	
	249	17	7			10			17				1	70.88	9	17,277	
	250	16	8			7			17				1		14	16,142	
	251	30	17			13			20				1		14	17,142	
	253	17	14			3			16						18	19,000	
	254	6	5			1			15				9	44.44	5	19,800	
	255	46	30			12			15				7	60.28	7	9,285	
	256	23	17			6			30				12	67.00	11	12,181	
	257	37	22			13			17				5		13	14,115	
	258	40	22			18			42				11	45.60	24	10,145	
	259	30	21			8			23				11	51.72	24	10,145	
	260	27	19			8			23				5	51.72	24	10,145	
	261	53	39			14			42				10	48.33	12	9,833	
	262	58	39			19			35				17	53.70	17	8,705	
	263	26	23			3			40				17	46.88	15	9,053	
	264	21	20			1			21				1		19	8,236	
									27				8	33.87	19	8,236	
									27				7	25.85	19	7,473	
									51				2	38.65	29	7,172	
									56				1	45.00	34	8,132	
									26				1		23	9,043	
									21				1		19	10,431	

¹For renter - occupied dwelling units and vacant nonseasonal not dilapidated units, for rent.
²For owner - occupied dwelling units and vacant nonseasonal not dilapidated units, for sale only.

Table 3.—CHARACTERISTICS OF HOUSING FOR WARDS, BY BLOCKS: 1950—Con.

Ward	Block	All dwelling units by occupancy and tenure					All dwelling units by condition and plumbing facilities			Occupied dwelling units			Contract monthly rent ¹		Value ² of one-dwelling-unit structures		
		Total	Owner occupied	Renter occupied	Vacant non-seasonal not dilap., for rent or sale	Other vacant and non-resident	Number reporting	No private bath or dilap.	No running water or dilap.	Total	Persons per room		Occupied by non-white	Number reporting	Average monthly rent (dollars)	Number reporting	Average value (dollars)
											Number reporting	1.51 or more					
9	266	12	7	5					12	12	1		5	30.60	7	7,185	
	274	2							58	57			21	31.47	34	6,176	
	275	58	36	22			4	2	10	10			4	37.23	9	5,400	
	276	10	6	4					33	30			17	40.41	4	8,444	
	278	33	15	18					48	47	1		14	38.14	3	8,466	
	279	48	33	15					47	46			11	39.00	31	8,241	
	280	47	34	13					60	58			27	41.35	8	8,520	
	281	60	30	30		1	1		68	68			38	34.78	22	6,709	
	282	68	29	39					16	16	1		8	34.00	6	5,833	
	283	16	8	8					3	3							
	284	32	14	17		1			32	31			16	29.50	11	5,272	
	285	58	26	32					57	55			29	37.55	21	5,452	
	286	51	33	18		1	3		50	49			14	42.54	31	6,532	
	287	29	2	2					28	27		1	25	36.36			
	288	32	21	11					33	30			11	40.55	19	7,457	
	289	23	9	14					23	23			14	49.85	6	15,333	
	290	48	17	30		1			45	47			29	67.00	10	13,100	
	291	31	20	10					29	30			10	47.50	17	13,117	
	292	30	17	13					19	19			13	36.76	17	8,764	
	293	19	18	1					19	19			18	14.777			
	294	19	18	1					19	19			7	75.00	11	15,272	
	295	19	11	8		1			74	75			36	68.58	36	16,300	
	296	76	38	37					5	6					6	14,666	
	297	6	6						19	19			1		18	17,027	
	298	19	18	1					11	11					11	23,090	
	299	11	11						20	23			13	52.84	8	19,562	
	300	23	10	13					45	44			18	59.94	17	13,676	
	301	46	22	24		1	1		32	32			14	47.35	13	11,538	
	302	33	18	14					40	40			9	63.00	28	14,542	
	303	40	31	9		1	1		34	32			4	59.75	25	9,640	
	304	34	28	4					29	28			15	44.40	11	8,536	
	305	29	13	15		1			39	38			4	47.50	32	16,562	
	306	39	32	7					55	55			4	57.50	13	13,076	
	307	26	18	8					25	22			18	72.05	19	14,431	
	308	52	31	20					51	51			5	69.50	13	17,461	
	309	19	14	5					19	19			2		14	15,785	
	310	14	14						14	14			2		18	17,888	
	311	25	21	4		1			25	24			2		19	15,789	
312	23	21	2					23	23			18		18	16,222		
313	18	18						18	18			6	66.50	12	17,250		
314	24	16	7		1			37	36			20	66.00	12	16,583		
315	37	16	20					11	11			20		8	21,875		
316	11	11						24	24			20		18	11,805		
317	24	22	2					34	34			1		25	11,200		
318	36	27	9		2			36	36			1	74.66	21	15,904		
319	36	23	13					41	41			26	36.69	30	10,766		
320	41	34	7					37	35			26	29.82	6	9,166		
321	37	28	9		2			30	31			24		2			
322	32	24	8					49	48			17	28.52	28	5,714		
323	49	30	19		1			15	15			14	28.42				
325	15	1	14					21	21			12	39.75	3	9,833		
326	22	7	14		1			21	22			12	44.66	3	6,964		
327	22	16	6					33	33			24	38.42	14	6,854		
328	34	26	8		1			42	41			10	53.20	24	6,854		
329	42	33	9					55	55			30	53.20	30	7,450		
330	55	32	23					17	17			12	28.00	45	6,977		
331	18	18						15	15			12	33.41	4	6,250		
332	15	4	11		1			15	15			10	30.80	3	8,833		
333	15	4	11					15	15			3		3			
334	4	4						3	3			3	39.16	1	6,931		
335	4	4						3	3			3	33.33	15	7,113		
336	3	3						3	3								
337	19	16	3					3	3			10	32.90	1			
338	3	1	2					11	11			30	42.06	5	9,200		
342	11	8	3		1			37	37			20	54.05	29	9,965		
343	38	28	10					57	57			24	57.70	12	14,500		
344	57	37	20					38	38			16	63.68	6	15,166		
345	39	15	24		1			29	28								
346	30	11	19					30	29								
347	1							17	15			22		12	23,750		
348	17	13	4					11	11			8	22.625	8	22,625		
349	12	10	2					52	52			22	56.77	22	10,227		
353	52	30	22					52	52								
354	69	19	45		4			67	63			44	50.20	8	10,562		
356	58	33	25		2			58	55			24	57.95	23	10,021		
363	2							10	10			10	22.50				
364	10	2	8					7	7			7	22.80	1			
365	7							18	18			33	25.00	14	31,57		
366	18	14	4					13	13			19	18.66	7	3,285		
367	13	8	5					32	32			3	34.57	11	3,472		
370	3	1	2					9	9			9	23.83	3	1,800		
372	1							9	8			1					
373	9	3	6					19	19			8	17.54	7	4,142		
374	19	7	12					13	13			8	19.55	8	4,000		
375	55	33	22					40	40			10	22.2	20	4,550		
376	25	22	3					25	25			4					
377	12	1	11					12	12			1	11.7	1			
378	9	7	2		2			9	9			2	12.57				
379	25	11	14					6	6			3	25.92	10	4,540		
380	12	1	11					12	12			11	19.54	1			

¹For renter - occupied dwelling units and vacant nonseasonal not dilapidated units, for rent.
²For owner - occupied dwelling units and vacant nonseasonal not dilapidated units, for sale only.

HOUSING—BLOCK STATISTICS

Table 3.—CHARACTERISTICS OF HOUSING FOR WARDS, BY BLOCKS: 1950—Con.

Ward	Block	All dwelling units by occupancy and tenure					All dwelling units by condition and plumbing facilities			Occupied dwelling units			Contract monthly rent ¹		Value ² of one-dwelling-unit structures					
		Total	Owner occupied	Renter occupied	Vacant non-seasonal not dilap., for rent or sale	Other vacant and non-resident	Number reporting	No private bath or dilap.	No running water or dilap.	Total	Persons per room		Occupied by non-white	Number reporting	Average monthly rent (dollars)	Number reporting	Average value (dollars)			
											Number reporting	1.51 or more								
9	381	92	39	52																
	382	29	15	13		1			90	50	21		91	89	8	42	48	22.33	10	3,500
	384	13	6	7					29	14	14		28	28	2	8	13	28.76	4	6,500
	385	54	29	25					13	6	1		13	13		5	7	18.57	5	4,400
	386	16	5	11					54	20	4		54	54	2	23	23	22.73	27	4,185
	387	16		16					16	11	9		16	16		11	11	20.81	1	
	388	16		16					16	16	15		16	16	3	16	16	9.56		
	389	21	11	9		1			21	17	9		20	20	4	9	8	15.50	10	3,300
	390	21	11	9					21	17	9		20	20	4	9	8	15.50	10	3,300
	391	24	21	3					20	20	20		24	23	2	1	3	17.33	2	
10	375	40	30	10					40				40	40			7	42.85	27	7,848
	376	43	28	14	1				43	8			42	42	1		13	43.00	21	8,238
	377	17	1	17		1			22	5			24	24			17	46.17	3	7,500
	378	11	1	11					29	6			30	30	1	6	17	37.94	13	4,800
	379	12		12					12	3	1		12	12			4	38.25	6	5,333
	402	11		11					31	14			29	29	4		28	46.42		
	404	9		9		2			9	8	1		9	9	1	1	41	40.41	34	9,782
	405	15		15					43	7			43	43			15	34.26	19	7,789
	444	31		31					31	7			32	32			12	37.33	12	6,683
	445	52	30	20					52	7			53	52	1		20	40.45	20	8,125
	446	1																		
	447	58				4			66	25	7		64	63	3	1	35	36.94	21	7,357
	468	32				1			38	16	2		39	39	1		18	44.61	14	5,428
	469	32							54	26			55	53			23	37.56	18	5,677
	470	17							38	8			37	37			15	36.93	15	6,480
	471	13				1			46	2			49	49	1		12	28.58	32	6,821
	472	15							65	6	1		65	65	2		15	31.53	39	7,430
	473	13							37	2			37	37	1		14	38.38	16	7,718
	474	19							19	1			19	19			6	31.16	10	7,670
	477	37	13						36	10			37	37	1		13	32.38	16	5,093
521	35				1			35	9			34	34			7	37.28	23	5,852	
522	39							39	8			39	39	2		19	31.68	14	5,678	
523	22							22	4			22	22			14	29.42	19	5,210	
524	22							22	7			22	22	1		3	24.66	16	4,968	
525	34				1			33	4			32	32	1		11	29.54	18	4,111	
526	21							19	1			20	20	1		11	35.09	4	7,875	
527	35				1			33	16	5		35	34		5	14	23.71	16	4,575	
551	36							36	4	4		36	36	1		4	35.00	27	19,966	
552	4							4				4	4			1		2		
553	44	31						42	9	6		44	42			11	33.00	24	7,237	
554	55	23						49	21	15		55	50	1		28	29.35	18	4,972	
555	37							37				37	37			16	57.18	21	6,813	
556	39							39	4			39	39			14	55.42	21	7,119	
557	30							30	2			30	28			8	52.87	20	8,000	
558	24				1			24	4	1		24	24	3		8	52.87	20	8,000	
592	46							46	4			46	46			11	52.00	11	8,000	
593	48							48	4			48	46			8	34.87	38	7,676	
594	25							25	5			25	25			7	32.57	36	7,050	
595	42							42	5			42	47			5	27.60	19	6,368	
596	30							30	3	1		30	30			5	26.60	33	7,106	
597	24							24	4			24	24			6	29.00	22	6,218	
598	31	18				1		31	1	1		23	23			4	30.25	15	5,086	
599	11							11	10			11	11	1		13	28.92	15	6,033	
600	42							42	6			42	42			10	55.80	10	6,580	
601	37	26						36	5	2		36	42	2		14	39.28	23	6,304	
																10	53.60	23	6,217	
11	574	47	37	10					47				47	47			9	55.00	36	9,888
	608	1							1				1	1					6	3,650
	672	7							7	5			7	7			1		6	
	673	31							31	20			31	31	2		5	30.00	24	3,120
	674	18					1		17	9			17	17			7	17.14	10	3,230
	675	6							6	2			6	6			2		2	
	676	9							9	1			9	9	1		4	34.50	2	
	677	4							4	4			4	4			1		2	
	678	15							15	2	1		15	15			1		1	
	679	20							19	2			20	19			7	32.28	10	8,000
	680	6							6				6	6			2		11	7,000
	681	28							28	3			28	28			5	21.20	23	7,739
	682	38							38	5			38	38			7	29.57	28	6,964
	683	41							41	3			40	40			1	16.83	25	8,160
	684	45							45	3			44	44	1		3	44.66	38	8,276
	685	35							35	3			35	35			3	44.66	24	6,270
	686	44							44	3			44	44			4	28.00	24	6,270
	687	41							41	3	3		41	41			1	43.33	27	8,148
	689	20							20	3			20	20			1	31.00	27	8,296
	690	27							27	2			27	27			3	50.00	17	9,441
691	27							27	2			27	27			3	50.00	23	9,565	
692	21							21	1			21	21			5	46.20	20	9,100	
694	39							39	2			39	39			4	35.50	19	10,000	
695	22							22	2			22	22			4	67.09	24	11,416	
696	26							26	1			26	26			2	35.50	24	11,416	
697	12							12	1			12	12			1	67.09	24	11,416	
698	26							26	1			26								

Table 3.—CHARACTERISTICS OF HOUSING FOR WARDS, BY BLOCKS: 1950—Con.

Ward	Block	All dwelling units by occupancy and tenure					All dwelling units by condition and plumbing facilities			Occupied dwelling units			Contract monthly rent ¹		Value ² of one-dwelling-unit structures		
		Total	Owner occupied	Renter occupied	Vacant non-seasonal not dilap., for rent or sale	Other vacant and non-resident	Number reporting	No private bath or dilap.	No running water or dilap.	Total	Persons per room		Occupied by non-white	Number reporting	Average monthly rent (dollars)	Number reporting	Average value (dollars)
											Number reporting	1.51 or more					
11	702	49	39	10					49	49			9	48.22	39	8,046	
	703	50	40	6	1	3			46	46			6	45.16	40	9,882	
	705	41	31	10					41	41			9	56.22	30	10,016	
	706	13	9	4					13	13			3	58.75	9	10,833	
	707	14	11	3					14	14			3	52.00	11	10,454	
	709	44	38	5					44	44			1	42.20	37	9,862	
	710	25	13	11		1			24	24			4	50.36	14	8,450	
	711	13	9	4					13	13			9	62.50	9	9,388	
	713	1															
	714	80	64	16					78	76		1	13	64.69	54	11,679	
	715	98	93	5					93	90		1	3	60.00	88	8,721	
	716	47	44	3					47	44			2		40	8,730	
	717	53	52	1					53	51			1		49	9,040	
	719	19	19						19	19			2		19	10,942	
	720	17	15	2					17	17			3	63.00	4	17,750	
	721	8	5	3					8	8			4	69.50	14	12,642	
	722	19	14	4		1	1		19	18			9	73.77	18	10,838	
	723	30	20	8					30	28			4	26.50	25	8,400	
	724	34	30	4					33	34			2		28	7,053	
	725	33	29	2		2			32	31							
	726	29	23	5		1			28	26		1	6	45.50	18	7,044	
	728	44	35	9					43	44			3	22.33	33	5,012	
	729	35	30	5					35	35			5	28.40	26	6,923	
	731	62	57	5					62	62			3	26.66	50	7,682	
	732	24	21	3					24	24			3	35.00	21	8,714	
	733	17	12	5					17	17			5	48.40	10	10,400	
	734	9	9						9	9			1		9	15,888	
	735	26	24	1		1			26	25			2		23	16,826	
	736	40	37	3					40	40		1	2		37	16,081	
	739	50	23	27					50	50			2	511.4	15	9,100	
	740	23	17	6					23	22			5	40.20	17	8,500	
	745	43	27	15		1			42	42			14	39.57	22	4,590	
	746	38	26	10		1			38	36		3	9	21.44	25	3,920	
	747	28	21	7					28	28			3	21.00	18	6,033	
	748	36	32	4					36	33			7	21.33	7	5,555	
	750	34	27	7					34	33		1	7	19.28	10	14,800	
	751	33	27	6					33	33			6	17.50	4	1,575	
	752	14	9	5					14	14			5	32.80	7	6,171	
	753	24	20	4					24	24			4	20.00	17	5,888	
	754	46	33	12		1			46	45		3	12	27.83	30	6,180	
	756	2											7	53.71	26	11,000	
	757	34	27	7					34	34			2	55.50	13	10,615	
	759	50	37	13		1	1		49	48		1	21	35.71	31	8,612	
	760	59	58	1					59	59			1	35.71	4	7,250	
	761	18	11	7					18	18			1	33.72	9	7,250	
	762	18	11	7					18	18			7	30.42	4	6,777	
	763	24	20	4					24	23			2	28.50	16	9,483	
	764	23	19	4		1	1		23	22			3	20.33	17	5,276	
	765	10	5	5					10	10			5	15.00	2		
	766	36	25	11					36	36			2	37.28	25	5,596	
	767	11	11						11	11					10	7,840	
	768	35	25	10					34	35		1	9	39.22	23	7,682	
	769	28	21	7					28	28			5	38.00	18	8,250	
	770	13	10	3		3			13	10			6	41.00	2		
771	16	12	4					16	16			4	28.50	12	6,125		
772	20	15	5					20	20			5	26.60	13	4,300		
773	5	3	2					5	4			2		3	6,166		
774	7	4	3		1			7	6			3	32.00	4	6,375		
775	11	9	2					11	11			2		8	5,875		
776	22	20	2					22	22			2		20	7,360		
777	37	28	9					37	35			8	45.00	27	8,370		
778	21	12	9		1			21	21			8	58.50	9	10,777		
779	9	9						9	9					9	8,722		
780	8	7	1					8	8					6	7,500		
782	9	8	1					9	9					8	6,687		
12	352	12	12					10	12			1	126	65.26	12	37,583	
	353	183	50	130		3		177	180			2	3	60.00	4	30,500	
	354	4	3	1				4	4				1		1		
	355	17	15	2				17	16			13	3		14	8,071	
	357	61	29	32		1		61	61				32	63.87			
	358	1											7	28.71			
	359	16	9	7				16	16				5	29.20	11	4,466	
	360	17	11	6				17	17				3	29.20			
	362	39	39					39	39				3	27.00			
	363	37	37					37	37				3	26.40			
	364	43	42	1				41	42				1	26.26	16	8,875	
	366	40	39	1				39	39				3	26.38	20	9,450	
	367	50	24	26				50	50				4	43.33	8	8,250	
	368	29	23	6				29	29				4	58.50	6	8,066	
	369	38	16	22		1		36	37				1	33.47	2	8,590	
	370	8	6	2				8	8				2		5	8,066	
	371	31	26	5				31	31				1	42.80	21	8,590	
372	23	6	16		1		22	22				1	66.13	4	8,590		
373	30	19	11				30	30				1	49.63	13	11,076		
374	64	45	19				64	64				1	45.11	38	8,784		

¹For renter - occupied dwelling units and vacant nonseasonal not dilapidated units, for rent.
²For owner - occupied dwelling units and vacant nonseasonal not dilapidated units, for sale only.

HOUSING—BLOCK STATISTICS

Table 3.—CHARACTERISTICS OF HOUSING FOR WARDS, BY BLOCKS: 1950—Con.

Ward	Block	All dwelling units by occupancy and tenure					All dwelling units by condition and plumbing facilities			Occupied dwelling units			Contract monthly rent ¹		Value ² of one-dwelling-unit structures		
		Total	Owner occupied	Renter occupied	Vacant non-seasonal not dilap., for rent or sale	Other vacant and non-resident	Number reporting	No private bath or dilap.	No running water or dilap.	Total	Persons per room		Number reporting	Average monthly rent (dollars)	Number reporting	Average value (dollars)	
											Number reporting	1.51 or more					Occupied by non-white
12	406	67	29	38													
	407	26	15	11													
	408	15	5	10													
	409	40	29	11													
	410	48	33	15													
	411	29	18	11													
	412	29	18	11													
	413	33	22	11		1											
	414	33	22	11													
	417	32	3	35													
	418	4	2	2													
	420	4	3	1													
	422	60	25	34	1												
	423	3	3														
	424	1															
	426	18															
	429	7	18														
	430	12	1	3	1												
	432	12	1														
	434	2															
	435	26	17	9													
	436	36	25	11													
	437	40	30	10													
	438	34	22	12													
	439	15	10	5													
	440	30	11	19													
	441	33	20	13													
	442	34	16	18													
	443	38	21	17													
	475	58	38	19	1	1											
	476	45	30	15													
	477	77	36	41	2	1											
	478	42	28	14													
	479	38	19	19													
	481	14	14														
	482	27	23	4													
	483	28	26	2													
	484	28	18	10													
	485	12	7	5		1											
	486	18	14	4													
	489	3	3														
	491	35	25	10													
	492	15	13	2													
	493	14	8	6													
	494	14	7	7													
	497	11	6	5													
	498	51	44	7													
	500	3	4	1													
	501	8	4	4													
	502	3	3														
	504	18	15	3													
	505	4	3	1													
	506	9	1	8													
	508	8															
	509	34	25	9													
	510	38	25	13													
	511	50	14	36													
	512	30	19	11													
513	37	26	11														
514	28	21	7														
515	29	17	12														
516	28	22	6														
517	23	14	9		1												
518	28	23	5														
519	48	35	13														
559	44	29	15														
560	59	37	22		2												
561	23	15	8														
562	68	38	30		1												
563	11	9	2														
564	32	27	5														
565	40	32	8														
566	11	2	9														
567	10	1	9														
568	8	2	6														
569	27	16	11														
570	27	1	26														
572	53	36	17														
573	51	35	16														
574	21	13	8														
576	30	17	13														
578	7	6	1														
579	39	35	4														
580	16	11	5														
581	22	19	3														
582	15	11	4														
583	15	14	1														

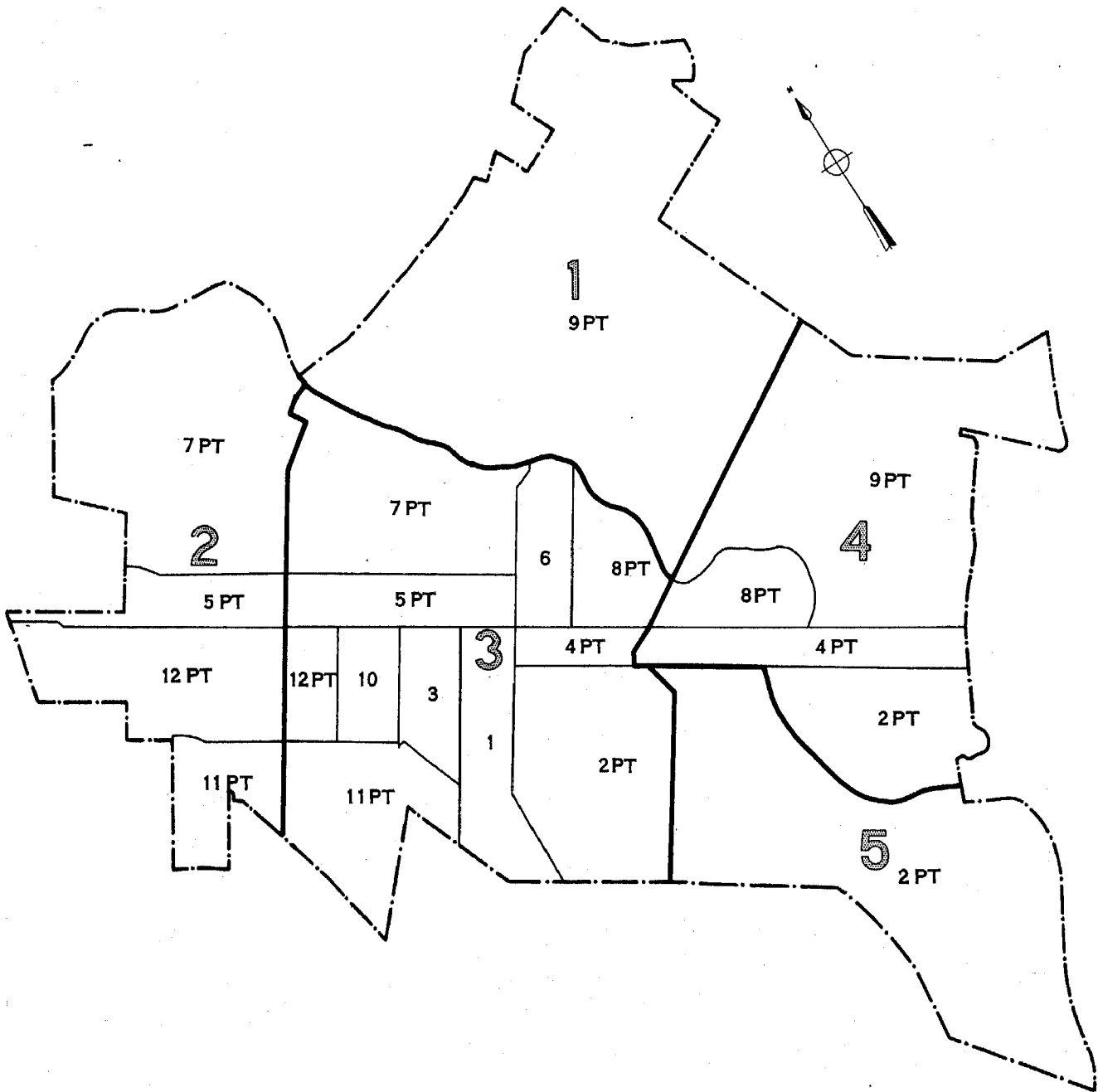
¹For renter - occupied dwelling units and vacant nonseasonal not dilapidated units, for rent.
²For owner - occupied dwelling units and vacant nonseasonal not dilapidated units, for sale only.

Table 3.—CHARACTERISTICS OF HOUSING FOR WARDS, BY BLOCKS: 1950—Con.

Ward	Block	All dwelling units by occupancy and tenure					All dwelling units by condition and plumbing facilities			Occupied dwelling units			Contract monthly rent ¹		Value ² of one-dwelling-unit structures	
		Total	Owner occupied	Renter occupied	Vacant non-seasonal not dilap., for rent or sale	Other vacant and non-resident	Number reporting	No private bath or dilap.	No running water or dilap.	Total	Persons per room		Number reporting	Average monthly rent (dollars)	Number reporting	Average value (dollars)
											Number reporting	1.51 or more				
12	584	24	5	15	4	24			20	20	2	16	60.87	1		
	585	14	13	1		11			14	14	1	1		13	15.792	
	586	3	3			3			3	2				3	10.666	
	587	2							21	21		2		17	12.323	
	588	21	18	3		23			22	22		2		18	13.044	
	589	22	20	2		23			14	14				14	6.571	
	590	14	14			14			21	21				19	12.550	
	591	21	21			20										

¹For renter - occupied dwelling units and vacant nonseasonal not dilapidated units, for rent.
²For owner - occupied dwelling units and vacant nonseasonal not dilapidated units, for sale only.

WILMINGTON, DELAWARE, BY WARDS: 1950
KEY MAP



LEGEND
WARD NUMBER — 9
PART NUMBER — 1

WILMINGTON, DELAWARE, BY WARDS AND BLOCKS: 1950

PART 1 OF 5 PARTS



LEGEND

- BLOCK NUMBERS
- WARD NUMBERS
- WARD BOUNDARIES
- BLOCK AREA LETTERS
- BLOCK AREA BOUNDARIES

U.S. DEPARTMENT OF COMMERCE, BUREAU OF THE CENSUS

25
2
A

WILMINGTON, DELAWARE, BY WARDS AND BLOCKS: 1950

PART 2 OF 5 PARTS



BLOCK NUMBERS
 WARD NUMBERS
 WARD BOUNDARIES
 BLOCK AREA LETTERS
 BLOCK AREA BOUNDARIES
 U.S. DEPARTMENT OF COMMERCE, BUREAU OF THE CENSUS

WILMINGTON, DELAWARE, BY WARDS AND BLOCKS: 1950

PART 3 OF 5 PARTS



LEGEND

WARD NUMBERS 25

WARD BOUNDARIES

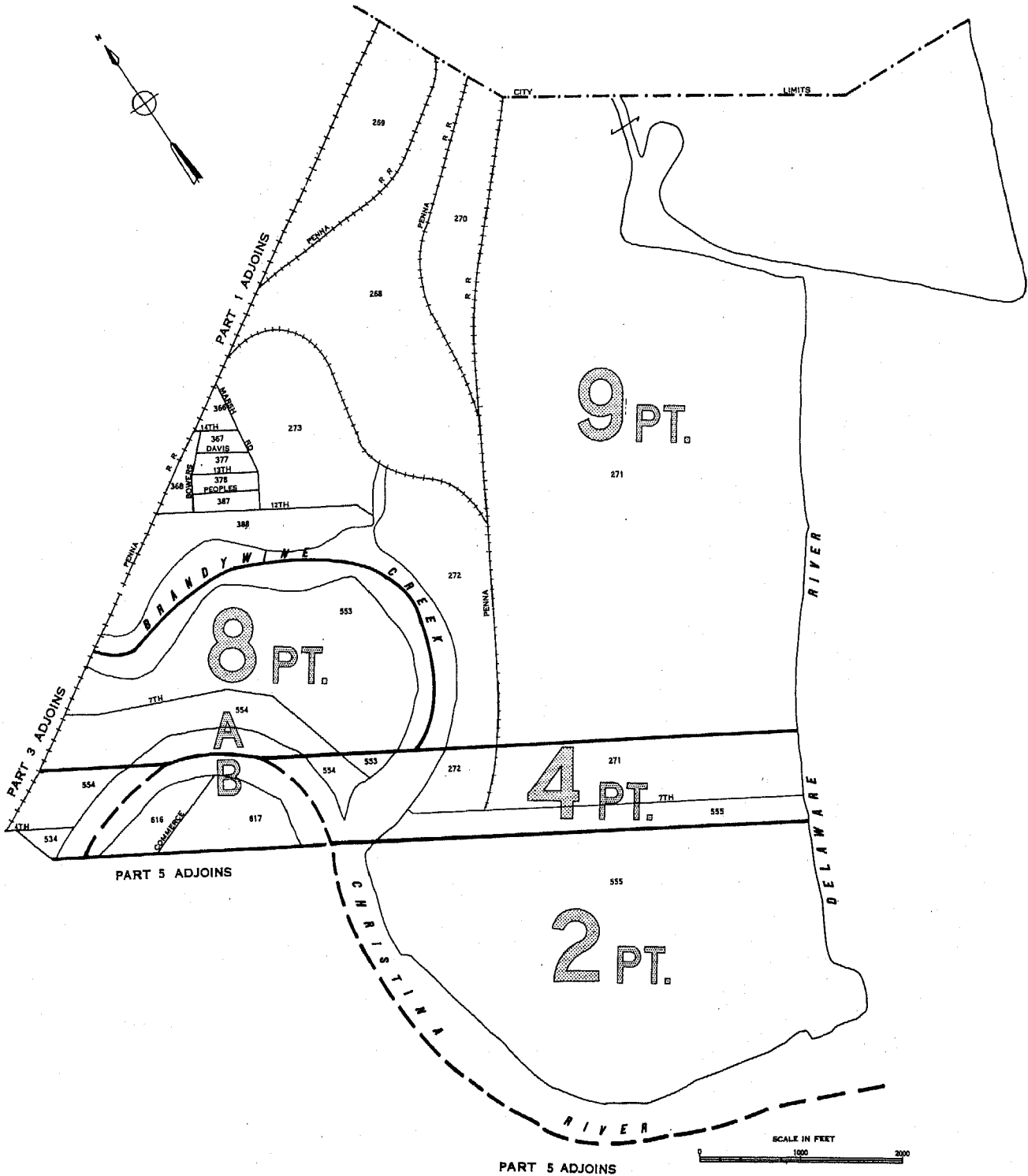
BLOCK AREA LETTERS A

BLOCK AREA BOUNDARIES

U.S. DEPARTMENT OF COMMERCE, BUREAU OF THE CENSUS

WILMINGTON, DELAWARE, BY WARDS AND BLOCKS: 1950

PART 4 OF 5 PARTS



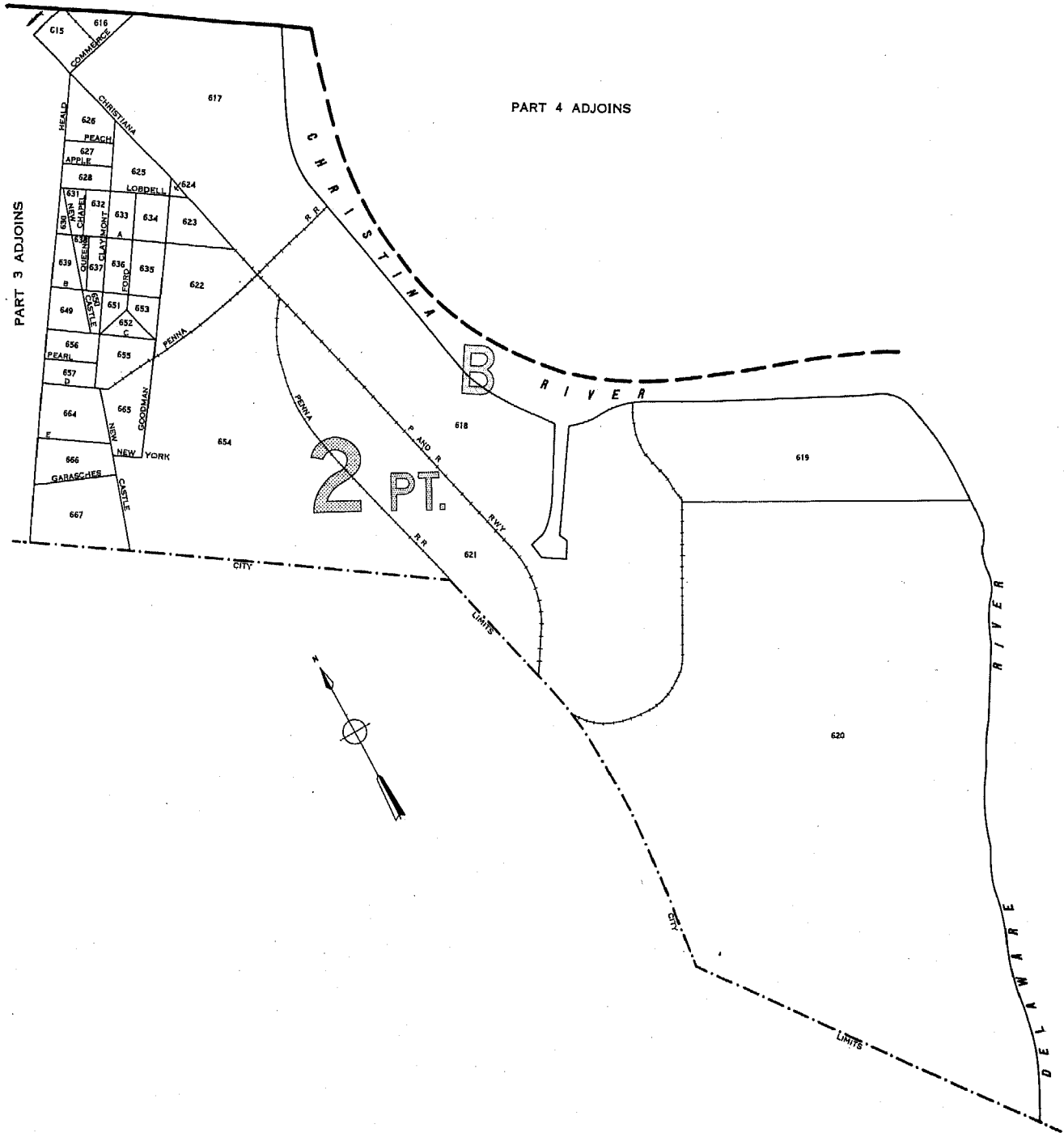
LEGEND

- BLOCK NUMBERS
- WARD NUMBERS
- WARD BOUNDARIES
- BLOCK AREA LETTERS
- BLOCK AREA BOUNDARIES
- U.S. DEPARTMENT OF COMMERCE, BUREAU OF THE CENSUS

25
2
A

WILMINGTON, DELAWARE, BY WARDS AND BLOCKS: 1950

PART 5 OF 5 PARTS



PART 4 ADJOINS

PART 3 ADJOINS

2 PT.

SCALE IN FEET
0 1000 2000


LEGEND

- BLOCK NUMBERS
 - WARD NUMBERS
 - WARD BOUNDARIES
 - BLOCK AREA LETTERS
 - BLOCK AREA BOUNDARIES
- U.S. DEPARTMENT OF COMMERCE, BUREAU OF THE CENSUS

25
2
A

1950 UNITED STATES CENSUS OF HOUSING

U. S. DEPARTMENT OF COMMERCE • BUREAU OF THE CENSUS



WINSTON-SALEM, N. C. BLOCK
STATISTICS

U. S. CENSUS OF HOUSING: 1950

Volume

- I General Characteristics
- II Nonfarm Housing Characteristics
- III Farm Housing Characteristics
- IV Residential Financing
- V Block Statistics

Housing statistics for census tracts are to be included in the Population reports on census tracts.

U. S. CENSUS OF POPULATION: 1950

Volume

- I Number of Inhabitants
- II Characteristics of the Population

Succeeding volumes will cover the following subjects:

Census Tracts, Nativity and Parentage, Nonwhite Population by Race, Persons of Spanish Surname, Institutional Population, Differential Fertility, Labor Force Characteristics, Occupation, Industry, Income, Internal Migration, Education, Characteristics of Families and Households.

UNITED STATES CENSUS of HOUSING : 1950
U. S. DEPARTMENT OF COMMERCE BUREAU OF THE CENSUS
CHARLES SAWYER, Secretary ROY V. PEEL, Director



BLOCK STATISTICS

WINSTON-SALEM
NORTH CAROLINA

Prepared under the supervision of
Howard G. Brunsman, Chief
Population and Housing Division

1950 HOUSING CENSUS REPORT

VOLUME V, PART 209

UNITED STATES GOVERNMENT PRINTING OFFICE 1952

BLOCKS • WARDS



BUREAU OF THE CENSUS

ROY V. PEEL, *Director*

A. ROSS ECKLER, *Deputy Director*
HOWARD C. GRIEVES, *Assistant Director*
CONRAD TAEUBER, *Assistant Director*
MORRIS H. HANSEN, *Assistant Director for Statistical Standards*
ROBERT Y. PHILLIPS, *Assistant Director for Operations*
CALVERT L. DEDRICK, *Coordinator, International Statistics*
FRANK R. WILSON, *Information Assistant to the Director*

Population and Housing Division—

HOWARD G. BRUNSMAN, *Chief*
WAYNE F. DAUGHERTY, *Assistant Chief for Housing*
ROBERT B. VOIGHT, *Assistant Chief for Operations*
HENRY S. SHRYOCK, Jr., *Assistant Chief for Population*
EDWIN D. GOLDFIELD, *Program Coordinator*

Quality and Equipment Statistics—Robert C. Hamer, *Chief*
Inventory Statistics—Carl A. S. Coan, *Chief*
Developmental Programs—J. Hugh Rose, *Chief*
Residential Financing—Junia H. Honnold, *Chief*
Territories and Possessions—Joel Williams, *Chief*
Statistical Sampling—Joseph Steinberg, *Chief*
Statistical Procedure—Morton A. Meyer, *Chief*
Processing Operations—Milton D. Lieberman, *Chief*

Administrative Service Division—WALTER L. KEHRES, *Chief*
Agriculture Division—RAY HURLEY, *Chief*
Budget Officer—CHARLES H. ALEXANDER
Business Division—HARVEY KAILIN, *Acting Chief*
Field Division—LOWELL T. GALT, *Chief*
Foreign Trade Division—J. EDWARD ELY, *Chief*
Geography Division—CLARENCE E. BATSCHULET, *Chief*
Governments Division—ALLEN D. MANVEL, *Chief*
Industry Division—MAXWELL R. CONKLIN, *Chief*
Machine Tabulation Division—C. F. VAN AKEN, *Chief*
Personnel Division—HELEN D. ALMON, *Chief*

SUGGESTED IDENTIFICATION

U. S. Bureau of the Census. *U. S. Census of Housing: 1950. Vol. V, Block Statistics, Part 209.*
U. S. Government Printing Office, Washington, D. C., 1952

For sale by the Superintendent of Documents, U. S. Government Printing Office, Washington 25, D. C.,
or any of the Field Offices of the Department of Commerce - Price 20 cents

PREFACE

This report presents statistics on characteristics of dwelling units by blocks for the city. The tabulations are based on data from the 1950 Census of Housing, taken as of April 1, 1950. Authorization for the 1950 Census of Housing as part of the Seventeenth Decennial Census was provided by the Housing Act of 1949, approved July 15, 1949.

The major portion of the information compiled from the 1950 Census of Housing appears in Volume I, *General Characteristics*; Volume II, *Nonfarm Housing Characteristics*; Volume III, *Farm Housing Characteristics*; Volume IV, *Residential Financing*; and Volume V, *Block Statistics*. Volume V consists of separate reports, issued as bulletins for each of the 209 cities which in 1940 or in a subsequent census had a population of 50,000 or more. These reports will not be bound into a single publication.

The subjects covered in both the 1950 and 1940 reports on characteristics of dwelling units by blocks are substantially similar.

This report was prepared under the direction of Howard G. Brunsman, Chief, Population and Housing Division, and Wayne F. Daugherty, Assistant Chief for Housing. Robert C. Hamer, Chief, Quality and Equipment Statistics Section, was in charge of coordinating the content and the format of the report with assistance from Carl A. S. Coan, Chief, Inventory Statistics Section; Floyd D. McNaughton, Chief, Equipment and Facilities Unit; Beulah Washabaugh, Chief, Tenure and Vacancy Unit; and Walter A. Hines. The compilation of the statistics was under the supervision of Robert B. Voight, Assistant Chief for Operations.

The collection of the information on which these statistics are based was under the supervision of Lowell T. Galt, Chief, Field Division. The geographic work, including the assignment of all block numbers and the preparation of maps, was under the supervision of Clarence E. Batschelet, Chief, Geography Division. The data were tabulated under the supervision of C. F. Van Aken, Chief, Machine Tabulation Division.

March 1952.

WINSTON-SALEM, N. C.

CONTENTS

INTRODUCTION

	Page		Page
General.....	1	Definitions and explanations—Continued	
Related reports.....	1	Persons per room.....	2
Use of data.....	1	Color of occupants.....	2
Comparability with 1940 Housing Census data.....	1	Contract monthly rent.....	2
Definitions and explanations.....	1	Value of one-dwelling-unit structures.....	2
Dwelling unit.....	1	Number reporting.....	2
Occupancy and tenure.....	2	Block identification.....	2
Condition and plumbing facilities.....	2		

TABLES

	Page
Table 1.—Characteristics of housing for the city: 1950.....	3
Table 2.—Characteristics of housing by wards: 1950.....	3
Table 3.—Characteristics of housing for wards, by blocks: 1950.....	4

Map of city, by blocks, appears following last page of tables.

BLOCK STATISTICS

INTRODUCTION

GENERAL

Volume V of the Reports on Housing consists of a separate report for each of the 209 cities which in 1940, or in a subsequent census prior to 1950, had a population of 50,000 or more. Each report presents for the city, by blocks, tabulations for a limited number of subjects obtained in the Census of Housing. The subjects in these reports are similar to those in the block statistics supplements to Volume I of the reports of the 1940 Census of Housing. The subjects in this report present the number of dwelling units classified by occupancy and tenure, condition and plumbing facilities, persons per room, color of occupants, average contract monthly rent of renter-occupied and selected vacant units, and the average value of one-dwelling-unit owner-occupied and selected vacant structures. In table 1, the statistics for these subjects are summarized for the city. Table 2 contains the statistics for wards; these are the only statistics for wards that will be published from the 1950 Census of Housing. In table 3, the data are presented by blocks within wards and block areas. Maps identifying the location of each block and the ward boundaries are a part of this report.

Related reports.—Related statistics for this city are contained in the Reports on Housing, Volume I, *General Characteristics*; and in the Reports on Population, Volume I, *Number of Inhabitants*, and Volume II, *Characteristics of the Population*.

The Reports on Housing for each State in Volume I present data on the characteristics of dwelling units for the State by residence (urban, rural nonfarm, and rural farm), for standard metropolitan areas, urbanized areas, counties, for urban places, places of 1,000 to 2,500 inhabitants, and rural-nonfarm and rural-farm dwelling units for each county. Each report includes the following subjects: occupancy, tenure, race of occupants, type of structure, year built, condition and plumbing facilities, water supply, toilet and bathing facilities, number of rooms, number of persons, persons per room, electric lighting, heating equipment, heating and cooking fuels, refrigeration equipment, kitchen sink, radio, television, and, for nonfarm units, the contract monthly rent, gross monthly rent, and value of one-dwelling-unit structures.

Volume I of the Reports on Population shows the 1950 population of each county and of each minor civil division within the county. It also contains figures for each incorporated place, for each unincorporated place with 1,000 or more inhabitants, and for incorporated places of 5,000 or more by wards. A special series of tables presents data for each urbanized area giving the incorporated places and portions of minor civil divisions within it.

Volume II of the 1950 Population Reports contains statistics on the general characteristics of the population. Chapter A of this volume repeats the figures on number of inhabitants as shown in Volume I; Chapter B presents demographic, economic, and social characteristics of the population; and Chapter C gives more detailed cross-classifications for States and large cities and standard metropolitan areas.

Use of data.—The tabulation of housing characteristics for areas as small as city blocks provides descriptive material of considerable value for technical studies of housing in the city. The statistics will be useful in compiling totals for special types of areas that may be defined to meet the requirements of individual investigators. Users of the data should bear in mind that in

practically all cases the data for a given block represent the work of only one enumerator. Consequently, housing characteristics for blocks are subject to a wider margin of error than is to be expected in the figures for tracts or wards which represent returns made by a number of enumerators. Misinterpretation of instructions by one enumerator may cause a significant bias in the statistics for a block even though it may have a negligible effect upon the figures for larger areas. In particular, the enumeration of "condition" depended to a considerable extent upon the judgment of the individual enumerator. Also, failure to indicate the correct block number for a significant number of dwelling units may introduce errors into the block data.

Comparability with 1940 Housing Census data.—In the 1940 Census of Housing, reports entitled "Block Statistics" were issued as supplements to the first series of Housing bulletins. These supplements consisted of separate reports for each of the 191 cities which had 50,000 inhabitants or more in 1930.

In the 1950 reports, the block numbers used are different, in most cases, from those used in the 1940 reports. Therefore, to compare 1940 and 1950 data for a given block, it is necessary to locate the block on the maps to obtain the corresponding 1940 and 1950 block numbers.

The subjects in both the 1940 and 1950 reports are substantially similar. However, data on number of structures, year built, and mortgage status have been omitted from the 1950 report. Furthermore, in the 1940 reports average contract or estimated monthly rent was reported for all dwelling units while in 1950 average contract monthly rent is reported for some, and average value for other, dwelling units.

DEFINITIONS AND EXPLANATIONS

More detailed and complete definitions are presented in Volume I of the Housing Reports.

Dwelling unit.—In general, a dwelling unit is a group of rooms or a single room, occupied or intended for occupancy as separate living quarters, by a family or other group of persons living together or by a person living alone.

A group of rooms, occupied or intended for occupancy as separate living quarters, is a dwelling unit if it has separate cooking equipment or a separate entrance. A single room, occupied or intended for occupancy as separate living quarters, is a dwelling unit if it has separate cooking equipment or if it constitutes the only living quarters in the structure. Also, each apartment in a regular apartment house is a dwelling unit even though it may not have separate cooking equipment. Excluded from the dwelling unit count are large rooming houses, institutions, dormitories, and transient hotels and tourist courts.

In the 1940 Census, a dwelling unit was defined as the living quarters occupied or intended for occupancy by one household. A household consisted of a family or other group of persons living together with common housekeeping arrangements, or a person living entirely alone. However, the enumerator was not explicitly instructed to define rooms as dwelling units on the basis of cooking equipment or separate entrance.

The number of dwelling units in the 1950 Census may be regarded as comparable with the number of dwelling units in the 1940 Census. Some living quarters may have been classified as separate dwelling units in the one census and not in the other. Further, in the 1950 Census, living quarters with five or more

lodgers were not tabulated as dwelling units; generally, such quarters were included in the 1940 dwelling unit count. However, the net effect of these changes is probably small.

Occupancy and tenure.—Dwelling units are classified by occupancy and tenure into four groups: owner-occupied; renter-occupied; vacant nonseasonal not dilapidated, for rent or sale; and other vacant and nonresident. A dwelling unit is classified as owner-occupied if it was owned wholly or in part by the head of the household or by some related member of his family living in the dwelling unit. All other occupied units are classified as renter-occupied whether or not cash rent was actually paid for living quarters. Rent-free units and living accommodations received in payment for services performed are thus included with the renter-occupied units.

A dwelling unit is considered vacant if no persons are living in it at the time of enumeration. New units not yet occupied were enumerated as vacant dwelling units if construction had proceeded to the extent that all the exterior windows and doors were installed and final usable floors were in place. The classification "Vacant nonseasonal not dilapidated, for rent or sale" is descriptive of the vacant dwelling units reported in this classification. "Other vacant and nonresident" units include all dilapidated and seasonal vacant units as well as the not dilapidated units which were not for rent or sale.

Because of changes in enumeration procedures, the counts of total vacant units in 1940 and 1950 are not strictly comparable. In 1940, vacant units were enumerated if they were habitable; units uninhabitable and beyond repair were excluded from the enumeration. In 1950, units were included regardless of condition if they were intended for occupancy as living quarters. Therefore, no comparison should be made between the data on "vacant nonseasonal not dilapidated, for rent or sale" units from the 1950 Census and data in the 1940 Census reports.

In both censuses, dwelling units occupied entirely by non-residents were included with vacant units not for rent or sale. Trailers, tents, houseboats, and railroad cars which were vacant were excluded from the dwelling-unit inventory in both 1950 and 1940.

Condition and plumbing facilities.—Data on condition of a dwelling unit are shown in combination with data for selected plumbing facilities and are, therefore, limited to units for which both condition and plumbing facilities are reported. Plumbing facilities include water supply, toilet facilities, and bathing facilities.

The category "with private bath" includes those dwelling units reported with both a flush toilet and a bathtub or shower inside the structure for the exclusive use of the occupants of the unit. The category "no private bath" includes those dwelling units not having private flush toilet or not having private bathing facilities. The "no running water" category includes units with only piped running water outside the structure or with only other sources such as a hand pump.

A dwelling unit is "dilapidated" when it is run-down or neglected, or is of inadequate original construction, so that it does not provide adequate shelter or protection against the elements or it endangers the safety of the occupants.

Persons per room.—The number of persons per room has been computed for each occupied dwelling unit by dividing the number of persons in the dwelling unit by the number of rooms in the dwelling unit. All persons enumerated in the Population Census as members of the household (including lodgers, servants, and other nonrelated persons) are counted in determining the number of persons that occupy the dwelling unit. The number of rooms in the dwelling unit includes all rooms available for living quarters throughout the year. Not counted as rooms are bathrooms, closets, pantries, halls, screened porches, and unfinished rooms in the basement and attic.

Color of occupants.—Occupied dwelling units are classified by color of head of household according to the definition used in the

1950 Census of Population. The group designated as "nonwhite" consists of Negroes, Indians, Japanese, Chinese, and other non-white races. Persons who are not definitely Indian or of other nonwhite race are classified as white.

Contract monthly rent.—Contract monthly rent is the rent, at the time of enumeration, contracted for by the renter regardless of whether it includes furniture, heating fuel, electricity, cooking fuel, water, or personal services.

Monthly rent for vacant dwelling units is the amount asked for the dwelling unit at the time of enumeration. The average monthly rent relates to renter-occupied dwelling units and vacant nonseasonal not dilapidated units for rent. Dwelling units which are occupied "rent-free" are not included with the units reporting rent.

Value of one-dwelling-unit structures.—Average value is shown for owner-occupied dwelling units and vacant nonseasonal not dilapidated units which are for sale only. Value is shown only if the unit is in a one-dwelling-unit structure without business and if it is the only dwelling unit included in the property. The value represents the amount for which the owner estimates that the property, including such land as belongs with it, would sell under ordinary conditions and not at a forced sale. For vacant units, value is the sale price asked by the owner.

Number reporting.—Occupancy and tenure are reported for all dwelling units, and color of occupants is reported for all occupied units. The corresponding distributions for these subjects in table 1 are based on all dwelling units and on occupied units, respectively. For all other subjects, the distributions are based on the units for which the specific characteristics are reported, that is, the "Number reporting."

The number of dwelling units for which the enumerator obtained no report on a particular item is shown for the city totals only; however, the number "not reported" can easily be derived for each area in tables 2 and 3 by subtracting the number reporting from the total number of dwelling units (or total occupied).

Block identification.—A map or series of maps is included in this report showing block numbers for each block, number and letter designations for wards and block areas, and the names of principal streets.

Blocks are identified by serial numbers, a separate series of numbers being used for each ward or for a group of wards. Thus, the location of each block for which data are presented in table 3 may be determined by referring to the ward and block number shown on the map. Similarly, data for a specific block may be located in the table by reference to the map for the identification numbers of the ward and block.

In some cities "block areas" have been established to facilitate the numbering of blocks in groups of less than 1,000. This may cause a break in the sequence of block numbers within a ward. Where this occurs each part of the ward that is in a separate block area is distinguished on the map, and in the table the data are shown for blocks in numerical order within each block area section of the ward. When a boundary of a ward cuts through a block separating the block into segments, the statistics for each segment are tabulated in the ward in which it is physically located on the map. In such cases, to obtain the statistics for the entire block it is necessary to add the statistics for all segments.

If no dwelling units are reported for a block, the block number is not listed in table 3, although it is shown on the map. Dwelling units for which the block number was not reported are indicated in the table by the symbol "NR." Detailed data are not shown for such dwelling units, nor for blocks containing fewer than three dwelling units. Average monthly rent is not shown when the monthly rent was reported for fewer than three dwelling units. Average value is not shown when the value of one-dwelling-unit properties was reported for fewer than three dwelling units. All dwelling units are included, however, in the statistics for the city and for each ward.

Table 1.—CHARACTERISTICS OF HOUSING FOR THE CITY: 1950

Subject	Number	Percent	Subject	Number	Percent
OCCUPANCY AND TENURE			PERSONS PER ROOM		
All dwelling units.....	24,869	100.0	Occupied dwelling units.....	24,362	...
Owner occupied.....	10,428	41.9	Number reporting.....	23,800	100.0
Renter occupied.....	13,934	56.0	1.50 or less.....	21,816	91.7
Vacant nonseasonal not dilapidated, for rent or sale.....	262	1.1	1.51 or more.....	1,984	8.3
Other vacant and nonresident.....	245	1.0	Not reported.....	562	...
CONDITION AND PLUMBING FACILITIES			CONTRACT MONTHLY RENT		
All dwelling units.....	24,869	...	Renter-occupied, and vacant nonseasonal not dilapidated units, for rent—Number reporting.....	13,261	...
Number reporting.....	23,864	100.0	Total contract monthly rent..... dollars..	326,881	...
With private bath, not dilapidated.....	14,244	59.7	Average monthly rent..... dollars..	24.65	...
No private bath, with running water, not dilapidated.....	4,668	19.6	VALUE OF ONE-DWELLING-UNIT STRUCTURES		
No running water or dilapidated.....	4,952	20.8	Owner-occupied, ¹ and vacant nonseasonal not dilapidated units, for sale only—Number reporting.....	8,873	...
Condition or plumbing facilities not reported.....	1,005	...	Total value or sale price..... dollars..	79,294,300	...
No private bath or dilapidated.....	9,620	40.3	Average value..... dollars..	8,937	...
COLOR OF OCCUPANTS					
Occupied dwelling units.....	24,362	100.0			
White.....	14,354	58.9			
Nonwhite.....	10,008	41.1			

¹Restricted to 1-dwelling-unit properties.

Table 2.—CHARACTERISTICS OF HOUSING BY WARDS: 1950

Ward	All dwelling units by occupancy and tenure					All dwelling units by condition and plumbing facilities			Occupied dwelling units			Contract monthly rent ¹		Value ² of one-dwelling-unit structures		
	Total	Owner occupied	Renter occupied	Vacant non-seasonal not dilap., for rent or sale	Other vacant and non-resident	Number reporting	No private bath or dilap.	No running water or dilap.	Total	Persons per room	Occupied by non-white	Number reporting	Average monthly rent (dollars)	Number reporting	Average value (dollars)	
									Number reporting	1.51 or more						
TOTAL	24869	10428	13934	262	245	23864	9620	4952	24362	23800	1984	10008	13261	24.65	8873	8937
1	5119	2573	2379	121	46	4994	649	350	4952	4866	171	884	2337	44.06	2221	10.330
2	3185	1443	1667	36	39	3010	787	387	3110	3012	205	812	1414	30.62	1246	18.618
3	9490	2654	6702	58	76	9061	5631	3162	9356	9168	1145	6772	6528	16.77	2246	6.011
SALEM	7075	3758	3186	47	84	6799	2553	1053	6944	6754	463	1540	2982	23.84	3160	6.218

¹For renter - occupied dwelling units and vacant nonseasonal not dilapidated units, for rent.

²For owner - occupied dwelling units and vacant nonseasonal not dilapidated units, for sale only.

HOUSING—BLOCK STATISTICS

Table 3.—CHARACTERISTICS OF HOUSING FOR WARDS, BY BLOCKS, 1950

[Detailed statistics not shown for blocks containing fewer than 3 dwelling units, nor for dwelling units not allocated by blocks (designated by NR)]

Ward	Block	All dwelling units by occupancy and tenure					All dwelling units by condition and plumbing facilities			Occupied dwelling units			Contract monthly rent ¹		Value ² of one-dwelling-unit structures		
		Total	Owner occupied	Renter occupied	Vacant non-seasonal not dilap. for rent or sale	Other vacant and non-resident	Number reporting	No private bath or dilap.	No running water or dilap.	Total	Persons per room		Number reporting	Average monthly rent (dollars)	Number reporting	Average value (dollars)	
											Number reporting	1.51 or more					
1	PART IN BLOCK AREA A																
	439	23	16	6	1	23	1		22	22		7	4 428	12	18 333		
	566	12	12			12			12	11	1	12	6 966				
	567	22															
	570	18	7	9	2	18			16	16	16	9	8 877	7	61 42		
	571	9	5			9	1		8	8				8	5 900		
	572	10	5	5		10			10	10	10	5	2 880				
	573	8	5	3		8			8	8	8	5	2 383				
	574	8	5	3		8			8	8	8	5	3 240				
	576	13	2	11		13			13	13	13	11	1 281				
	577	15		15		15			15	14	5	15	1 906				
	578	14		14		14			14	14	4	14	1 728				
	579	9		9		9			9	9	3	9	1 188				
	581	7		7		7			7	7		7	3 540				
	582	1		1		1			1	1		1					
	584	10		10		10			10	10	1	10	4 358	1			
	586	20	3	17		20			20	20	1	17	4 532				
	587	22	2	20	1	22	1	1	22	22	1	25	3 909				
	588	12		12		12			12	12		11	4 444				
	589	12	10	2		12			12	12		38	4 025	6	14 583		
	590	58	13	40	1	53	13	2	53	50	1	36	4 025	5	11 000		
	591	23	8	13		23	4	2	21	21		12	3 458	4	13 750		
	592	5	10	47		5	38	18	57	55	10	13	2 425	3	7 000		
	593	6	18	6	1	6	8	4	5	5	1	3	4 250	10	17 700		
	594	3	10	7		3	1	1	3	3		20	5 585	2			
	599	3	10	7		3	1	1	3	3		6	5 683	10	13 777		
	612	17	10	7		17			17	17	2	6	5 033	10	19 800		
	613	10	4	6		10			10	10		3	5 033	4	17 000		
	614	10		10		10			10	10		6	6 833	12	18 083		
	615	11		11		11			11	11		6	2 314	9	5 833		
	616	25	17	8		25			25	25	5	6	4 061	4	14 000		
	617	59	14	43		59	31	24	57	57	5	6	1 5	2			
	618	53	11	41	1	49	13	6	52	50	4	36	3 853	4			
	619	17	2	15		17			17	17		12	5 883	1			
	620	16		16	4	16			16	12		12					
	621	31		31		31			31	30	5	31	1 266				
	622	31		31		31			31	30	3	30	1 445				
	627	23		23		23			23	23		22	1 514	1			
	628	33		33		33			33	37		35	1 835				
	629	44		44		44			44	44	10	40					
	630	19		19		19			19	19	2	19	2 255	1			
	631	14		14		14	10	7	14	14		18	2 272	3	6 000		
	632	11		11		11	3	1	11	14		11	1 863				
	633	14		14		14	3	1	14	14		11	2 100				
	634	13		13		13			13	13	1	3	2 666				
	635	3		3		3			3	3		3	2 157	1	7 137		
	636	3		3		3			3	3		3	2 709	1	6 977		
	637	17		17		17			17	17	1	11	2 280	1	5 368		
	638	24		24		24			24	24		5	2 280	1	7 250		
	639	4		4		4			4	4		4	7 085	1			
	640	15		15		15			15	14		14					
	641	22		22		22			22	21		22	7 063				
	642	23		23		23	1	1	23	23	2	23	6 981				
	643	7		7		7			7	7		7	4 760				
	644	17		17		17			17	17		1					
	645	15		15		15			15	17		17	2 216				
	646	18		18		18			18	14		18	2 185				
	647	23		23		23			23	23		18	2 133				
	648	41		41		41			41	23		20	2 035	1			
	649	37		37		37			37	41		38	1 742	1	4 766		
	650	64		64		64			64	36		33	1 963	1	13 500		
	651	7		7		7			7	59	12	59	1 362	5	9 200		
	652	3		3		3			3	7		7	2 000	2			
	653	9		9		9			9	33		31	1 006				
	654	12		12		12			12	84		83	1 127				
	657	12		12		12			12	12		10	9 72				
	659	2		2		2			2	2		2					
	660	4		4		4			4	6		4	3 500				
	661	49		49		49			49	46		45	3 897	1			
	662	7		7		7			7	6		4	4 825				
	663	31		31		31			27	26		23	3 630	2			
	664	32		32		32			32	28		13	3 776	7	8 714		
	665	34		34		34			34	21		15	4 886	3	10 000		
	666	15		15		15			15	29		16	4 806	7	9 928		
	668	15		15		15			15	13		9	6 055	2			
	669	29		29		29			29	8		7	2 657	1			
	670	2		2		2			2	27		24	2 316	1			
	671	13		13		13			13	3		3	2 000				
	672	24		24		24			24	12		18	5 833	4			
	673	38		38		38			38	24		18	5 738	6	11 833		
	674	27		27		27			27	37		29	5 962	7	21 428		
	675	46		46		46			46	46		27	4 811	10	10 550		
	677	20		20		20			20	19		3	1 400	16	15 437		
	678	24		24		24			24	22		3	5 366	17	17 000		
	679	28		28		28			28	27		13	5 815	10	16 700		
	680	10		10		10			10	10		13					
1	PART IN BLOCK AREA B																
	31	16	13	3		16	1	1	16	15		1	4 233	11	7 590		

¹For renter-occupied dwelling units and vacant nonseasonal not dilapidated units, for rent.
²For owner-occupied dwelling units and vacant nonseasonal not dilapidated units, for sale only.

Table 3.—CHARACTERISTICS OF HOUSING FOR WARDS, BY BLOCKS: 1950—Con.

Ward	Block	All dwelling units by occupancy and tenure					All dwelling units by condition and plumbing facilities			Occupied dwelling units			Contract monthly rent ¹		Value ² of one-dwelling-unit structures		
		Total	Owner occupied	Renter occupied	Vacant non-seasonal not dilap., for rent or sale	Other vacant and non-resident	Number reporting	No private bath or dilap.	No running water or dilap.	Total	Persons per room		Occupied by non-white	Number reporting	Average monthly rent (dollars)	Number reporting	Average value (dollars)
											Number reporting	1.51 or more					
1	323	66	32	34		61	5	3	66	66	2		34	43.73	15	11,200	
	334	19	17	8		19			18	18			8	47.75	6	11,666	
	345	16	11	5		16			15	15			9	55.11	4	10,000	
	355	41	19	22		41	7	5	41	41			22	46.22	16	10,718	
	356	54	35	18	1	54			53	51	1		14	47.64	30	8,473	
	367	11	4	7		10			11	11			7	70.00	1		
	379	11															
	41	232	22	186	24	228			208	206	1		206	69.69	18	10,333	
	425	16	12	4		16	1	1	16	16			4	39.00	12	8,333	
	65	102	4	95	3	100			99	98			97	76.48	3	12,000	
	66	2															
	67	168		141	27	162			141	141			167	77.49			
	68	14	10	4		12	1		14	13			4	48.75	8	10,212	
	69	25	15	9	1	23	2		24	24			8	60.12	11	12,000	
	71	146	12	130	4	145			142	142	2		128	55.08	9	14,222	
	72	23	23	0		23			23	23			23	28.00			
	73	25	14	10	1	25			24	23			11	45.54	12	11,041	
	74	20	15	5		20	2		20	20			5	55.60	12	10,416	
	75	22	9	13		22			22	22	1		11	48.18	3	8,666	
	76	28	17	11		28			28	28			9	47.44	10	9,750	
	77	56	23	32	1	55			55	53	2		28	45.03	14	7,714	
	78	5	3	2		5			5	4			2		3	10,566	
	124	14	4	10		14	12	1	14	14	2	1	10	19.30	2		
	125	12	7	4	1	12			11	11			4	43.25	8	5,812	
	126	24	17	5	1	24			22	22			6	55.00	13	6,769	
	127	14	8	6		14			14	14			6	55.00	4	8,500	
	128	12	7	5		12			12	12			5	32.00	6	8,916	
	129	29	14	15	1	29	3	3	26	25	1		11	52.63	11	10,409	
	130	29	19	10		28	3		29	29	2		10	67.60	15	10,633	
	131	45	32	12		43	1	1	44	44			12	49.50	30	10,066	
	132	30	24	5		30			29	29			5	54.00	21	9,109	
	133	21	18	3		20			21	21			3	35.00	15	11,333	
	134	32	30	2		32			32	31			1		30	12,316	
	135	10	8	1	1	10			9	9			1		9	8,944	
	136	7	7	0		7			7	7			1		8	13,625	
	137	7	6	1		7			7	7			1		8	7,771	
	138	7	6	1		7			7	7			1		8	10,187	
	139	8	8	0		8			8	8			1		8	10,187	
	140	3	3	0		3			3	3			2		26	12,288	
	141	22	20	2		22			22	22			2		20	13,475	
	142	13	9	4	1	13			12	12			3	71.66	8	10,625	
	143	34	27	6	1	34			33	33	1		6	78.16	26	11,050	
	144	10	9	1		10			10	10			3	73.33	31	10,625	
	145	10	4	6		10			10	10			9		9	11,111	
	146	14	14	0		14			14	14			4		4	12,750	
	147	14	14	0		14			14	14			14		14	10,642	
	148	26	18	7	1	25			25	25			7	42.28	15	9,920	
	149	11	11	0		11			11	11			11		11	9,272	
	150	10	8	2		10			10	10			2		8	9,500	
	151	3	3	0		3			3	3			3		3	11,500	
	152	21	21	0		21			21	20			20		20	8,200	
	153	13	7	5	1	13			12	12			6	45.16	4	10,000	
	154	18	16	2		18			18	18			2		13	7,792	
	155	7	4	3		7			7	6			2		3	9,600	
	156	6	2	4		6			6	6			4	41.25	2		
	200	30	25	5		30			30	26			3	26.66	22	8,481	
	201	37	30	7		36			37	37			7	61.85	26	9,115	
	202	51	38	13		51			51	49	1		13	57.15	36	10,591	
	203	24	22	2		24			24	23			2		21	10,285	
	204	18	15	3		18			18	18			3	62.33	15	9,700	
	206	19	15	4		19			19	19			2		13	13,138	
	207	41	33	8		39			41	40			8	47.50	26	11,192	
	208	49	40	9		47			49	47	1		8	51.12	30	11,216	
	209	24	22	2		23			24	23			2		19	11,973	
	210	19	17	2		19			19	19			1		17	11,941	
	211	33	29	4		32			33	33			3	56.66	27	11,629	
	212	33	30	3		33			33	33			3	61.66	28	11,910	
	213	20	15	4	1	20			19	19			5	59.00	12	12,083	
	214	10	8	2		10			8	8			8		8	11,062	
	215	7	7	0		7			7	7			7		7	10,857	
	216	20	18	2		20			20	20			2		17	11,164	
	217	52	44	5	3	52			49	48			6	54.00	43	9,460	
	218	21	18	3		20			21	20			2		18	12,083	
	219	25	22	3		25			25	23			2		21	11,761	
	220	50	46	4		50			50	48			3	65.00	45	12,077	
	221	22	21	1		22			22	22			1		21	11,952	
	222	20	20	0		20			20	20			1		19	11,973	
	223	24	21	3		24			24	24			2		18	10,277	
	224	3	3	0		3			3	3			4		3	14,000	
	225	21	17	4		20			21	21			4	51.25	16	11,656	
	226	31	26	5		30			31	31			4	62.50	26	9,538	
	227	36	27	7		34			34	34			7	55.28	22	11,000	
	228	37	24	11		33			35	35			11	53.90	20	9,875	
	229	21	19	2		21			21	21			2		17	10,147	
	230	31	27	4		28			31	29			3	75.00	24	10,912	
	232	20	13	7		20			20	20			6	47.00	11	7,481	
	233	19	16	3		19			19	19			3	43.33	14	7,550	
	235	19	7	12		19			19	19			2		7	8,928	

¹For renter - occupied dwelling units and vacant nonseasonal not dilapidated units, for rent.
²For owner - occupied dwelling units and vacant nonseasonal not dilapidated units, for sale only.

HOUSING—BLOCK STATISTICS

Table 3.—CHARACTERISTICS OF HOUSING FOR WARDS, BY BLOCKS: 1950—Con.

Ward	Block	All dwelling units by occupancy and tenure					All dwelling units by condition and plumbing facilities			Occupied dwelling units			Contract monthly rent ¹		Value ² of one-dwelling-unit structures			
		Total	Owner occupied	Renter occupied	Vacant non-seasonal not dilap., for rent or sale	Other vacant and non-resident	Number reporting	No private bath or dilap.	No running water or dilap.	Total	Persons per room		Occupied by non-white	Number reporting	Average monthly rent (dollars)	Number reporting	Average value (dollars)	
											Number reporting	1.51 or more						
1	286	16	12	4					16	16			3	50.00	10	10,350		
	287	14	13	1				14	14				1		12	11,958		
	288	14	13	1				14	14				1		13	10,369		
	289	24	19	5				24	24				4	55.00	18	11,972		
	290	18	18					18	18						18	10,694		
	291	24	22	1	1			24	23				1		22	10,909		
	292	11	9	2				11	11				2		8	8,562		
	293	14	10	4				14	14				2		8	8,812		
	294	3	2	1				3	3				1		2			
	295	8	5	3				8	8				3	35.00	4	4,875		
	296	6	5	1				6	6				1		5	5,900		
	297	2																
	298	18	16	2				18	18				1		15	9,766		
	299	41	37	3	1			41	40				3	73.33	37	12,013		
	300	7	6	1				7	7				1		6	13,000		
	301	37	34	3				37	37				2		34	10,676		
	302	32	31	1				32	32				1		31	9,612		
	303	40	36	3	1			40	39				4	54.50	33	8,848		
	304	28	27	1				28	28				1		26	13,307		
	305	15	10	4		1		15	14				3	99.00	9	10,177		
	306	10	6	4				10	10				4	11.00	6	5,250		
	307	32	29	2	1			32	31				3	60.00	27	9,151		
	308	16	14		1	1		16	14				1		15	8,406		
	309	14	9	2	2	1		13	11				1		10	9,450		
	310	4	3		1			4	3						4	10,000		
	311	7	7					7	7						7	10,357		
	312	24	21		3			24	21						24	8,375		
	313	13	10	1	2			13	11				1		12	7,958		
	314	30	28	1	1			29	29				1		28	9,160		
	315	27	21	3	3			24	24				3	54.33	22	10,477		
	316	16	14	1	1			15	15		1		1		14	10,607		
	317	49	38	7	4			47	44		1	1	6	36.83	35	10,100		
	2	PART IN BLOCK AREA B																
		43	3	2	1			3	3				1			2		
		45	6	1	3		2		6	4						1		
46		3	3					3	3						3	17,333		
47		2																
48		4	4					4	4						4	33,750		
50		14	12	2				14	14				2		11	17,090		
51		3	3					3	3						3	14,333		
53		5	4	1				5	5				1		4	20,000		
54		8	6	2				8	8				2		6	19,083		
55		1																
56		4	2	2				4	4				2		1			
57		10	10					10	10						10	17,200		
59		6	5			1		6	5						5	19,000		
60		13	12		1			13	12						12	17,166		
61	6	6					6	6						6	20,833			
63	48	34	13	1			47	47				14	29.57	32	8,268			
2	PART IN BLOCK AREA A																	
	68	8	7		1		8	7							8	13,625		
	69	4	4					4	4						3	43,333		
	70	4	3	1				4	4				1		1			
	71	16	5	11				15	16				1		5	15,600		
	72	26	25		1			26	25						26	13,788		
	75	3	3					3	3						3	48,333		
	77	3	3					3	3						3	53,333		
	78	79	49	26	2	2		73	74			7	20	14.50	45	12,108		
	125	15	15					15	15						15	21,246		
	126	5	5					5	5						5	23,000		
	127	11	9	2				11	10				1		9	28,111		
	128	17	16	1				17	17				2		16	22,968		
	129	6	6					6	6				1		6	20,000		
	130	173	23	139	5	6		158	153			1	1	3	65.33	16	19,281	
	131	6	5	1				6	6						3	15,666		
	132	6	6					6	6						6	29,566		
	133	1																
	134	2																
	135	8	4	4				8	8						4	19,750		
	136	26	23			3		26	23				1	77.50	21	25,809		
	137	14	14					14	14						14	20,221		
	138	22	19	3				22	22						19	18,168		
	139	27	27					27	26				3	100.00	26	22,500		
	140	26	26					26	26						26	23,884		
141	11	11					9	11						11	19,454			
142	21	21					21	21						21	19,857			
208	18	17	1				18	18				1		16	21,718			
209	19	19					19	19						18	19,277			
210	1																	
211	10	9			1		10	8						9	29,511			
212	5	5					4	5						3	24,333			
213	2																	
214	1																	
215	12	11	1				12	12				1		10	20,900			
216	12	12					12	12						12	22,166			
217	9	9					9	9						9	24,444			

¹For renter - occupied dwelling units and vacant nonseasonal not dilapidated units, for rent.²For owner - occupied dwelling units and vacant nonseasonal not dilapidated units, for sale only.

Table 3.—CHARACTERISTICS OF HOUSING FOR WARDS, BY BLOCKS: 1950—Con.

Ward	Block	All dwelling units by occupancy and tenure					All dwelling units by condition and plumbing facilities			Occupied dwelling units			Contract monthly rent ¹		Value ² of one-dwelling-unit structures	
		Total	Owner occupied	Renter occupied	Vacant non-seasonal not dilap., for rent or sale	Other vacant and non-resident	Number reporting	No private bath or dilap.	No running water or dilap.	Total	Persons per room		Number reporting	Average monthly rent (dollars)	Number reporting	Average value (dollars)
											Number reporting	1.51 or more				
2	218	26	22	3		1	26			25	25	1	3	4933	20	26300
	219	22	22				22			22	20				20	16050
	220	25	22	3			25			25	25		1		20	19250
	221	7	6			1	7			6	6				6	30833
	224	13	9	2		2	13			11	11	1	2		6	29500
	225	10	10				10			10	10				10	32500
	226	18	16	1		1	18			17	17				15	19933
	227	16	12	3		1	16			15	15		3	48.66	11	17000
	228	7	6	1			7			7	7		1		5	29000
	229	11	8	3			11			11	11		3	111.66	7	22857
	230	8	7	1			8			8	8		1		7	22714
	231	21	20	1			21			21	21				20	21850
	232	2														
	233	17	13	4			15			17	17		1		10	37700
	235	11	8	3			10			11	10		3	104.00	6	24333
	236	13	10	3			13			13	13		2		9	22000
	239	11	6	5			11			11	11	1	5	26.40	4	5125
	317	37	1	36			37	35	26	37	37	2	35	11.33	1	
	322	44	20	23	1		43	6	6	43	42	2		25.86	15	4733
	323	22	13	9			22	4	4	22	22	1		29.88	10	3890
	378	25	2	23			25	15	9	25	25	3	11	16.95	2	
	379	31	9	22			31	13	9	31	30	7	8	17.40	7	5400
	380	42	19	23			42	10	10	42	42	6		18.95	14	3674
	381	38	18	20			37	10	2	38	38		3	41.26	12	7150
	382	5	2	3			3		2	5	3		2		2	
	383	41	36	5			38			41	41		1	49.00	28	16035
	386	26	24	2			25			26	26		2		22	27409
	387	11	10	1			11			11	11		1		9	37555
	388	10	9	1			10			10	10		1		8	25000
	389	13	12	1			12			13	12				10	23500
	390	8	8				7			8	8				8	26875
	391	18	15	1		2	17			16	15		1		14	29500
	393	1														
	394	3	3				3			3	3				3	35000
	395	9	9				9			9	8				9	45000
	397	2														
	398	10	9			1	9			9	9				9	43333
	399	3	3				3			3	3				3	59666
	400	2														
	401	12	10	2			12			12	12		2		7	37428
	402	23	17	6			22	1		23	22	1	5	3220	15	29186
	403	6	6				5			6	5				5	12300
	404	19	13	6			19	5	1	19	19	1	6	2833	12	7916
	405	3	3				3			3	3				3	21000
	406	8	5	3			7			8	8		3	36.66	3	11166
	407	7	7				5			7	7		4	56.25	1	
	408	13	8	5			13			13	13		4	57.00	6	12833
	409	6	5	1			6	2	1	6	6		2		4	4450
	410	11	3	7		1	10	5	1	10	10		4	23.16	2	
	411	27	9	18			27			27	27		18	21.61	7	4285
	412	35	10	24		1	34	8	6	34	33	8		29.31	4	4000
	413	27	22	5			27	19		27	26	8		29.16	1	
	414	67	3	63	1		60	54	3	66	60	15		21.75	2	
	476	14	11	3			14	1		14	14	1	14	2	11	6927
	477	18	9	9			18	1	1	18	18	2	17	29.88	8	5062
	478	22	13	9			21	14	11	22	21	2	9	22.11	12	4041
	479	20	9	11			20	9	6	20	20	3	19	21.00	9	4088
	480	10	4	6			9	3	1	10	10	10	6	22.00	4	5250
	481	13	1	12			13	10	2	13	12	3	13	11	1	1945
	482	28	9	19			28	20	10	28	27	28	18	17.94	9	4166
	483	22	7	14	1		22	14	9	21	21	3	21	21.35	7	5000
	484	26	3	23			26	15	9	26	26	5	26	22.08	2	
	485	23	11	12			23	11	4	23	23	1	22	23.83	11	5554
	486	11	1	10			11	3	3	11	11	1	11	22.80	1	
	487	30	30				29	19	10	30	30	5	30	17.64	28	
	488	37	1	36			34	24	1	37	35	3	34	18.85	1	
	489	28	1	26	1		24	20	12	27	24	3	24	19.45	24	
	490	52	10	39		3	38	30	11	49	38	5	49	18.18	2	
	491	46	6	40			44	39	29	46	45	13	45	11.90	4	2325
	492	38	1	37			31	28	17	38	36	11	38	19.46	32	
	493	64		63		1	56	41	27	63	63	13	62	15.45	62	
	494	1														
	495	14	1	12		1	11	9	6	13	13	2	13	20.58	1	
	496	11	1	10			10	3	3	11	11	11	10	23.50	1	
	497	17		17			15	11	9	17	16	2	16	17.23	17	
	498	22		22			22	22	14	22	22	6	22	13.18	22	
	503	1														
	505	8		8			7	6	4	8	7	1	6	28.16	4	
	506	4		4			4	4		4	4		4	42.00	4	
	508	3		3			3	1		3	3		3	21.33	3	
	509	5		5			5			5	5	2	5	20.00	5	
	510	2														
	511	30	2	28			29	18	8	30	29	5	27	17.18	2	
	512	26	6	20			26	8	3	26	25	4	20	27.10	6	8366
	513	30	11	19			30			30	30		19	41.84	8	8675
	514	5	3	2			5	3	1	5	5		2		1	
	515	4	8	32	1		37	21	2	40	36	1	5	41.41	1	
	516	3		3			3	1	1	3	3		3	14.00	3	
	517	58	11	47			58	6	6	58	56		45	37.37	10	13180
	518	59	12	44	1	2	46	15	1	56	55	6	41	38.73	6	7833

¹For renter - occupied dwelling units and vacant nonseasonal not dilapidated units, for rent.
²For owner - occupied dwelling units and vacant nonseasonal not dilapidated units, for sale only.

Table 3.—CHARACTERISTICS OF HOUSING FOR WARDS, BY BLOCKS: 1950—Con.

Ward	Block	All dwelling units by occupancy and tenure					All dwelling units by condition and plumbing facilities			Occupied dwelling units			Contract monthly rent ¹		Value ² of one-dwelling-unit structures		
		Total	Owner occupied	Renter occupied	Vacant non-seasonal not dilap., for rent or sale	Other vacant and non-resident	Number reporting	No private bath or dilap.	No running water or dilap.	Total	Persons per room		Occupied by non-white	Number reporting	Average monthly rent (dollars)	Number reporting	Average value (dollars)
											Number reporting	1.51 or more					
3	41	1															
	42	2															
	43	13	10	3		13	3	1	13	13	1		3	22.56	7	4,285	
	44	11	9	2		11	2		11	11			2		5	5,640	
	45	16	13	3		16	2		16	16	1		3	35.00	8	4,722	
	46	23	14	7	2	22	7		21	21	2		8	41.00	8	6,062	
	47	2															
	48	5	4	1		4	1	1	5	5	1		1		4	4,500	
	49	14	10	4		14			14	14			4	54.00	10	7,850	
	50	6	4	2		6			6	6			2		4	9,625	
	51	17	13	4		17	4	2	17	17			4	39.75	11	8,163	
	52	17	13	4		17			17	17			4	46.25	10	9,500	
	53	22	17	5		22	5		22	22	1		3	16.56	14	11,164	
	54	14	11	3		14	3		14	14			3	41.66	7	8,714	
	56	16	15	1		16	2		16	16			1		14	8,607	
	57	65	31	33	1	62	45	7	64	61	6	45	30	13.06	24	6,062	
	58	5	4	1		5	1		4	4			4		3	6,000	
	59	10	8	2		10			9	9			9		1	12,250	
	60	8	8			8			8	8			8		6	7,083	
	61	6	6			6			6	6			6		6		
	62	5	4	1		5			5	4			3		3	9,333	
	63	19	17	2		18			19	18	1		2		15	71,333	
	64	7	5	2	1	6		1	5	5			1		5	8,200	
	65	1													6	6,916	
	66	7	7			7			7	6			7		7	6,042	
	67	9	9			9	1	1	9	9	1		2		10	5,950	
	68	12	11	1		11	1	1	12	11			11		31	5,419	
	69	59	33	25	1	58	20	17	58	57	13		25	13.32	6	2,656	
	70	12	8	2	2	11	1	1	10	10			10		8	6,762	
	71	9	8	1		8			9	9			1		2		
	81	19	2	17		19	3	3	19	19	4	18	17	15.52	4	7,031	
	82	68	45	22		67	19		67	67		67	21	21.14	14	6,821	
	83	24	14	10	1	24	11		24	24	5	24	10	19.50	5	5,300	
	84	19	5	14		19	11		19	18	1	19	13	19.46	4	8,000	
	86	6	6			6	2		6	6			1		18	7,994	
	87	27	21	6		27	4		27	27			5	48.20	11	7,363	
	88	18	15	2	1	18	4		17	17			1		26	8,853	
	89	28	26	2		27			28	27			2		20	8,850	
	90	24	20	3	1	22			23	23	2		3	49.00	20		
	91	2															
	93	11	6	3		11	4	2	9	9	1		3	32.00	4	6,375	
	94	10	4	5		10	4		9	9			7	21.50	3	6,500	
	95	20	13	7		19	2		20	20			6	29.85	12	6,233	
	96	20	14	6		18	1	1	20	20	1		5	27.53	13	6,215	
	97	19	13	5		18	1		18	17			8	34.00	9	5,477	
	98	29	21	8		28	8		29	29			5	30.50	12	5,025	
	99	109	68	37	3	109	47	9	105	102	6	52	40	22.30	61	4,988	
	100	17	8	7		17	10		15	13			7	29.28	9	4,700	
	101	7	4	2	1	7	3		6	6			2		4	4,250	
	102	1															
	103	10	8	1	1	8			9	7	1	7	1		7	4,371	
	104	20	14	5	1	20	4		19	19			6	28.16	11	4,363	
	105	14	11	2	1	14			13	13			9		11	5,000	
	106	21	12	9		21	10		21	21			10	24.55	10	4,700	
	107	33	18	13	1	33	17	3	31	30			13	25.84	10	4,420	
	108	17	5	12		17	12		17	17			10	24.30	1		
	109	15	4	7	2	15	12	5	11	10	1		8	26.62	1		
	111	17	13	3	1	15			16	16			3	41.33	13	9,461	
	112	7	6	1		7			7	7			1		6	9,500	
	113	24	20	4		24	1		24	24			4	43.75	17	8,647	
	114	31	26	5		31	4		31	31			4	30.25	23	8,717	
	115	31	28	3		31	2	1	31	31	1	6	22		26	8,711	
	116	44	17	26	1	44	30		43	43	1	43	25	15.88	17	6,264	
	117	42	10	32		38	36	13	42	42	10	40	32	14.37	17	6,264	
	119	10	6	4		10	5		10	10			4	19.50	6	2,400	
	120	32	17	15		32	3		32	30	3	3	13	14.38	17	5,252	
	121	9	4	5		9	5		9	8			4	14.25	4	4,325	
	122	9	4	5		9	5		9	8			4	13.27	12	3,416	
	123	23	12	11		22	3	1	23	23			11	14.25	11	3,772	
	123	19	13	6		15	4	4	19	15	2		4		9	2,666	
	124	18	9	9		17	6	4	18	17			8				
	137	1															
	143	23	15	7	1	22	5	4	22	22	3	21	6	14.00	14	5,250	
	144	2															
	145	17	8	9		16	7		17	17	1	17	9	16.56	6	3,533	
	146	70	13	57		69	42	1	70	67	5	53	8	16.37	12	5,575	
	147	12	4	8		12			12	12			8	22.37	4	4,750	
	148	25	8	16	1	24	19	1	24	23	2	24	16	17.52	7	5,571	
	149	5	3	5		5	2	1	5	5			4	20.25	3	5,666	
	150	12	6	5	1	12	8	1	11	11	2	11	7	15.14	5	4,900	
	151	6	5	2		5	3		6	6			4	16.25	1		
	153	20	5	15		19	16	3	20	20	3	20	15	14.06	3	3,166	
	154	11	2	9		11	9		11	11			11	12.00	1		
	155	23	1	22		19	19	8	23	23	2	22	2	11.31	1		
	156	2	19	7		24	2		26	24			5	49.40	16	7,893	
	158	2															
	160	5	5			5	5	3	5	5	1		5	34.40	5	5,500	
	161	30	9	19	1	30	16	6	28	28	2		19	32.63	5		

¹For renter - occupied dwelling units and vacant nonseasonal not dilapidated units, for rent.
²For owner - occupied dwelling units and vacant nonseasonal not dilapidated units, for sale only.

HOUSING—BLOCK STATISTICS

Table 3.—CHARACTERISTICS OF HOUSING FOR WARDS, BY BLOCKS: 1950—Con.

Ward	Block	All dwelling units by occupancy and tenure					All dwelling units by condition and plumbing facilities			Occupied dwelling units			Contract monthly rent ¹		Value ² of one-dwelling-unit structures		
		Total	Owner occupied	Renter occupied	Vacant non-seasonal not dilap., for rent or sale	Other vacant and non-resident	Number reporting	No private bath or dilap.	No running water or dilap.	Total	Persons per room		Number reporting	Average monthly rent (dollars)	Number reporting	Average value (dollars)	
											Number reporting	1.51 or more					Occupied by non-white
3	162	27	15	11		1	27	14	3	26	26		11	28.09	10	4260	
	163	34	17	17			33	17	6	34	34	3	13	21.38	12	4283	
	164	18	10	7	1		18	8	3	17	17		7	17.28	9	4266	
	165	25	20	5			25	7	3	25	25	2	5	22.40	19	4010	
	166	13	9	4			12	2	1	13	13		3	20.33	9	4566	
	167	52	27	23		2	52	29	12	50	50	4	21	21.38	21	4657	
	168	20	7	13			20	9	1	20	20		13	21.53	5	2760	
	169	32	6	26			31	22	10	32	30	5	25	16.00	6	1883	
	170	22	12	10			22	9		22	22	1	10	24.00	10	3570	
	171	14	4	9		1	13	9	3	13	13	2	9	14.66	4	3375	
	172	11		11			11			11	11	1	11	17.36			
	173	2															
	174	111	29	76	1	5	109	73	33	105	103	19	100	75	1518	27	4800
	175	11	8	3			11			11	11	1	3	26.33	8	7812	
	176	18	5	13			17	6	2	18	18	2	18	30.00	5	5200	
	177	12	1	11			12	10	7	12	12	5	11	10.45	7		
	178	25	8	17			25	21	18	25	25	3	25	12.70	1	3285	
	179	33	9	23		1	33	30	21	32	32	5	32	11.36	8	4875	
	180	25	9	14	2		25	15	11	23	23	2	21	15.30	9	4333	
	181	22	2	20			22	16	11	22	22	4	3	17.42	2		
	182	28	5	23			28	1		28	28	2	15	31.91	4	7500	
	183	28	12	16			27	15	3	28	28	4	15	26.40	6	4916	
	184	19	8	10	1		19	10		18	18	1	10	23.00	6	5000	
	186	21	11	10			18			21	21	2	10	34.80	10	6400	
	187	28	13	14	1		26	18	5	27	26	2	21	14.50	12	4000	
	188	40	12	28			40	31	15	40	40	3	40	14.07	12	4208	
	189	17	1	15		1	16	12	3	16	16	1	16	14.00	1		
	190	11	1	10			10	10	10	11	10	2	10	10.10			
	191	65	7	58			64	61	38	65	64	9	65	12.79	6	3166	
	192	235	16	219			233	228	208	235	233	37	234	13.42	13	5000	
	193	20	4	16			19	7	5	20	20	3	17	21.93	4	5050	
	194	22	3	19			22	13		22	22	1	22	16.05	3	2666	
	195	24	1	23			24	15	1	24	24	5	23	17.04			
	196	17	2	15			17	7	3	17	17	1	17	21.53			
	197	23	10	13			21	18		23	22	5	23	14.92	10	2750	
	198	8	4	4			8	3	1	8	7	1	8	17.50	4	5250	
	199	35	9	26			33	18	2	35	34	6	35	15.68	8	3500	
	200	32	3	29			32	22	4	32	32	2	32	15.20	3	3333	
	201	15	2	13			14	9	6	15	15	3	15	12.25			
	202	13		13			12	11	9	13	13	3	13	12.61	1		
	203	37	2	35			36	9	1	37	35	6	36	15.60	1		
	204	46	2	44			45	42	30	46	45	10	46	10.93	2		
	205	65	11	54			65	53	29	65	65	12	65	12.79	8	2937	
	206	28	10	18			27	26	20	28	26	3	28	13.72	7	2542	
	207	25	8	17			23	10	4	25	25	5	25	11.70	8	5062	
	238	15	12	3			15	10		15	15	2	1	25.00	11	3054	
	239	51	7	44			44	18	9	51	48	10	47	26.73	4	3375	
	240	67	22	45			66	53	44	67	67	10	67	44	20	3000	
	241	37	8	28			35	27	13	36	36	4	35	14.25	6	3950	
	242	58	8	48		2	54	52	29	56	56	13	56	12.53	8	4312	
	243	89	1	87		1	80	61	25	88	88	13	86	87	1		
	244	64	2	61		1	64	62	31	63	63	10	62	61	1		
	245	23	6	17			23	22	21	23	23	5	23	17	6	3500	
	246	8		8			8	8	8	8	8	1	7	9.75			
	247	30	6	24			26	24	23	30	27	3	29	23	3	4333	
	248	13	2	11			13	12	12	13	13	2	13	11	2		
	249	23	1	22			22	22	21	23	22	5	23	22	1		
	250	19	6	13			19	6		19	18	2	13	24.61	3	5733	
	251	25	15	10			21			25	25		6	33.30	9	7000	
	252	3	2	1			3			3	3		10		2		
	253	51	16	33	2		51	33	19	49	49	2	10	34	11	5845	
	254	37	4	33			35	34	33	37	36	10	35	31	4	6225	
	255	12	2	10			12	12	12	12	12	1	11	10	1		
	256	26	6	20			26	23	23	26	26	6	26	19	6	3583	
	257	25	3	21		1	25	24	18	24	22	6	24	20	2		
	258	23	1	22			23	22	11	23	23	8	23	22	1		
	259	29	11	18			29	8		29	27	2	29	18	11	6000	
	260	41	12	28		1	41	15	12	40	40	6	40	28	12	6366	
	261	23	14	9			23	1		23	23	3	23	2	14	7321	
	262	7		7			9			9	9		8	9	7	7428	
	263	21	4	17			20	20	4	21	21	4	21	17	4	3350	
	264	18	1	17			17	17	2	18	18	2	18	17	1		
	265	19	2	16		1	18	16	12	18	18	4	17	15	2		
	266	22	6	16			21	19	19	22	22	3	22	15	4		
	267	25	9	16			24	22	21	25	24	5	25	16	4	5875	
	268	22	1	21			22	22	22	22	21	2	22	21	1	3375	
	269	34	3	31			34	32	32	34	34	6	34	31	1		
	270	7		7			7	7	7	7	7	3	7	7	2		
	271	13		11		2	13	13	13	11	11	2	11	11	1		
	272	27	4	23			26	25	25	27	26	5	27	22	4	3625	
	273	30	6	24			30	17	15	30	30	1	24	19.79	4	5875	
	274	14	7	7			14	5	1	14	14		6	30.33	6	6750	
	275	44	20	24			34	17		44	41	1	24	24.20	8	6625	
	276	47	17	27	2	1	44	1	1	44	42		29	26.58	15	4833	
	277	45	8	33	2	2	44	17	10	41	41	3	31	23.03	6	4500	
	278	7		7			7			7	7		5	25.60	2		
	279	9	2	7			9		3	9	9		7	19.85	2		

¹For renter - occupied dwelling units and vacant nonseasonal not dilapidated units, for rent.
²For owner - occupied dwelling units and vacant nonseasonal not dilapidated units, for sale only.

Table 3.—CHARACTERISTICS OF HOUSING FOR WARDS, BY BLOCKS: 1950—Con.

Ward	Block	All dwelling units by occupancy and tenure					All dwelling units by condition and plumbing facilities			Occupied dwelling units			Contract monthly rent ¹		Value ² of one-dwelling-unit structures		
		Total	Owner occupied	Renter occupied	Vacant non-seasonal not dilap., for rent or sale	Other vacant and non-resident	Number reporting	No privates bath or dilap.	No running water or dilap.	Total	Persons per room		Occupied by non-white	Number reporting	Average monthly rent (dollars)	Number reporting	Average value (dollars)
											Number reporting	1.51 or more					
3	280	19	4	15		19	9	8	19	19	1	1	15	2253	3	5500	
	281	11	7	4		11	2	2	11	11			4	2000	7	4685	
	282	34	9	24		34	17	4	33	33	4	24	23	1808	7	5500	
	283	20	5	15		20	15	5	20	20	2	20	15	1350	5	5000	
	284	10	4	6		10	6	4	10	10			6	1566	4	4000	
	285	24	6	18		24	16	8	24	24	2	24	18	1566	5	5140	
	286	29	9	20		29	22	7	29	29	1	29	16	2031	9	6555	
	287	29	9	20		29	22	7	29	29	3	29	19	1621	8	7812	
	288	28	3	25		28	22	6	28	28	5	28	25	1252	3	3500	
	289	38	11	26		38	26	12	37	37	10	36	25	1508	8	5812	
	290	64	11	53		64	57	7	64	64	11	63	53	1398	9	4422	
	291	63	15	47		63	57	6	60	61	8	60	47	1453	13	4461	
	292	35		26		35	23	12	32	31	9	35	26	1538	8	5312	
	293	12		12		12	8	4	12	12	1	12	12	2441			
	294	12	4	8		12	8	4	11	11	2	12	8	1337	3	3833	
	295	84	8	75	1	84	65	19	82	82	11	82	75	1497	7	5571	
	297	12	6	6		12	5	7	12	12	1	11	5	1860	4	4500	
	298	18	1	17		18	14	4	18	18	3	18	17	1188	1		
	299	7	1	6		7	7	0	7	7	1	7	6	850	1		
	300	68	9	59		68	54	14	68	65	10	68	59	1418	8	3750	
	301	61	3	58		61	55	6	61	54	5	61	57	1256	1		
	302	8	6	2		8	2	6	8	8	1	8	2	631	5	10500	
	303	17	7	10		17	10	7	17	15	1	17	10	1130	6	8250	
	304	11	7	4		11	3	8	11	10	1	11	4	5550	7	6528	
	305	6	2	4		6	4	2	6	6		6	6	2475	2		
	306	7	7	0		7	7	0	7	7	7	7	6	1916	1		
	307	8	1	7		8	7	1	8	8	1	8	7	1642			
	308	18	3	15		18	8	10	18	18	4	18	15	2713	2		
	309	15	1	14		15	13	2	15	15	4	15	14	1407	1		
	310	10	1	9		10	9	1	10	9	1	10	7	1471	1		
	311	37	2	35		37	32	5	36	34	5	37	27	2296	2		
	312	82	5	77		82	77	5	82	79	16	82	75	1413	3	4266	
	313	32	2	30		32	31	1	32	32	6	32	31	990			
	314	27	2	25		27	27	0	27	26	4	27	25	756	1		
	315	5		5		5	5	0	5	5	5	5	5	1140			
	316	9		9		9	9	0	9	9	1	9	9	677			
	317	81	2	79		81	80	1	81	76	16	81	75	997			
	324	21	2	19		21	20	1	21	21	2	21	19	631	2		
	325	28		28		28	28	0	28	28	6	28	28	1017			
	326	23		23		23	23	0	23	23	7	23	23	1895			
	327	10		10		10	10	0	10	10	1	10	9	1333	1		
	328	30	2	28		30	28	2	30	30	2	30	28	1535	2		
	329	25	2	23		25	23	2	24	24	3	24	22	1127	2		
	330	55		55		55	55	0	55	55	5	55	55	1052			
	331	50		50		50	50	0	50	47	3	50	45	1291			
	332	40		40		40	40	0	40	40	6	40	40	1070			
	333	13		13		13	12	1	13	12	7	13	9	2411	1		
	334	7	2	5		7	6	1	7	6	3	7	4	1800	2		
	335	6	2	4		6	5	1	6	6	1	6	3	1600	2		
	336	39	5	34		39	37	2	38	38	5	38	33	1448	4	2875	
	337	33	1	32		33	33	0	33	33	5	33	28	1957	4	4325	
	338	21	5	16		21	20	1	21	19	18	21	19	1178	1		
	339	5		5		5	5	0	5	5	1	5	5	1160			
	340	21	1	20		21	16	5	20	20	3	20	19	1231			
	341	23		23		23	23	0	23	23	2	23	23	1147			
	342	29	2	27		29	27	2	28	28	4	28	26	1434			
	343	36	8	28		36	36	0	36	36	3	36	28	1617	2	6100	
	344	3		3		3	3	0	3	3	2	3	3	1966			
	345	13	5	8		13	8	5	13	13	1	12	7	1685	5	5060	
	346	22	5	17		22	17	5	20	20	1	20	14	1657	5	4600	
	347	9	4	5		9	8	1	9	8	8	9	5	1980	4	4500	
	348	16	3	13		16	11	5	16	16	2	16	13	1461	3	4333	
	349	11	6	5		11	6	5	11	11	1	11	4	2150	5	4540	
	350	10	1	9		10	9	1	10	10	2	10	9	2066	1		
	351	30	7	23		30	28	2	29	29	2	29	17	1505	1	4562	
	352	28	1	27		28	27	1	28	28	2	28	19	1257	8	4750	
	353	9	2	7		9	8	1	9	9	1	9	7	1628	2		
	354	29	18	11		29	26	3	29	29	2	29	9	2055	17	4882	
	355	17	5	12		17	13	4	17	17	5	17	12	1575	3	4666	
	356	17	3	14		17	13	4	17	17	1	17	13	1661	3	5333	
	357	29	2	27		29	27	2	29	29	7	29	27	1533	2		
	358	11	7	4		11	8	3	10	10	1	10	3	1966	7	8714	
	359	8	1	7		8	7	1	8	8	2	8	1	631	1		
	360	5	5	0		5	5	0	5	5	5	5	5	1311	5	17600	
	361	25	7	18		25	24	1	25	22	3	24	17	1296	5	6200	
	362	107	7	100		107	80	27	106	104	23	106	94	1896	6	4583	
	363	24	2	22		24	24	0	24	23	1	24	20	1605	1		
	364	29	3	26		29	27	2	29	29	7	29	26	1330	3	4333	
	365	30	1	29		30	27	3	30	30	7	30	27	1407	1		
	366	30	1	29		30	27	3	30	29	4	30	29	1065			
	367	20	3	17		20	17	3	20	17	5	20	14	1621	3	3566	
	368	27		27		27	25	2	27	27	5	27	27	1070			
	369	32		32		32	31	1	32	32	6	32	32	834			
	370	33	8	25		33	31	2	32	32	1	32	24	1758	8	5187	
	371	47	6	41		47	47	0	47	47	8	47	40	1230	6	5916	
	372	29		29		29	29	0	29	29	8	29	29	1144			
	373	78	1	77		78	77	1	78	77	10	78	76	1031	1		
	374	33	1	32		33	30	3	33	33	7	33	31	1425			
	375	7	1	6		7	6	1	7	6	6	7	4	2450			
	376	8		8		8	8	0	8	8	1	8	6	2900			
	377	27	4	23		27	25	2	27	26	4	27	21	2414	1		
	415	8		8		8	8	0	8	8	2	8	8	1225			
	416	5		5		5	5	0	5	5	5	5	5	2320			
	418	47	4	43		47	43	4	47	43	3	47	38	2055	2		
	419	27		27		27	26	1	27	25	7	27	27	570			

¹For renter-occupied dwelling units and vacant nonseasonal not dilapidated units, for rent.
²For owner-occupied dwelling units and vacant nonseasonal not dilapidated units, for sale only.

HOUSING—BLOCK STATISTICS

Table 3.—CHARACTERISTICS OF HOUSING FOR WARDS, BY BLOCKS: 1950—Con.

Ward	Block	All dwelling units by occupancy and tenure					All dwelling units by condition and plumbing facilities			Occupied dwelling units			Contract monthly rent ¹		Value ² of one-dwelling-unit structures		
		Total	Owner occupied	Renter occupied	Vacant non-seasonal not dilap., for rent or sale	Other vacant and non-resident	Number reporting	No private bath or dilap.	No running water or dilap.	Total	Persons per room		Occupied by non-white	Number reporting	Average monthly rent (dollars)	Number reporting	Average value (dollars)
											Number reporting	1.51 or more					
3	420	15		14		1	14	11	3	14	14	3	14	22.64			
	421	66	4	62			65	54	48	66	66	3	64	13.05	3	4.000	
	422	27		27			26	25	9	27	27	3	26	17.53			
	423	34		34			32	32	20	34	32	4	34	15.34			
	424	78	2	76			73	61	41	78	72	16	78	14.26			
	425	38	3	35			37	35	3	38	37	4	37	10.81	2		
	426	58	4	54			55	54	3	58	56	7	58	10.00	2		
	427	53		52		1	53	52	10	52	52	12	52	12.96			
	428	83	10	73			83	55	6	83	83	9	83	16.69	8	6.125	
	429	139	1	138			130	122	59	139	139	27	138	12.79			
	430	28		26			26	25	12	28	28	4	28	13.25			
	431	119	15	102		2	113	104	6	117	117	27	117	13.56	14	3.842	
	432	19	9	9		1	19	18	6	18	18	4	18	15.88	9	4.244	
	433	51	35	16			48	48	6	51	51	6	51	22.92	29	4.510	
	434	12		5			12	12		12	12		12	27.40	7	5.428	
	435	16	10	6			16	16		16	16		16	21.00	10	8.000	
	436	12	9	3			12	12		12	12	1	12	7.66	9	7.666	
	437	12	10	2			12	12		12	12	2	12	20.66	6	5.500	
	438	8					6	6		8	8		7	5.00	5	4.500	
	440	11	10	1			11	11		11	11		11	4.38	9	4.388	
	441	8					8	8		8	8	1	8	5.00	7	5.000	
	442	15	13	2			13	13		15	15	4	15	4.576	13	4.576	
	443	8					8	8		8	8		8	5.437	8	5.437	
	444	28	25	3			23	23		28	28	1	28	2.00	23	7.586	
	445	24	19	5			24	24		24	24	1	24	3.00	18	7.222	
	446	25	21	4			25	25		25	25	1	25	3.915	20	3.915	
	447	46	9	36		1	43	36	23	45	45	8	45	12.88	8	5.400	
	448	23	3	20			23	17	5	23	23	1	22	14.00	3	5.666	
	449	90	2	87			83	80	64	89	84	6	84	11.69			
	450	39	7	31		1	39	34	31	38	38	18	39	12.78	6	6.000	
	451	22		20		2	22	22	16	20	19		20	12.86			
	452	28		28			24	21	8	28	28	9	28	12.89			
	453	8		6		2	5	3		6	6		6	13.75			
	454	16		16			12	12	7	16	15	1	16	11.93			
	455	114	8	106			111	101	61	114	112	17	114	14.29	8	4.225	
	456	81	1	80			79	49	44	81	81	11	81	13.31			
	457	21	2	19			20	18	15	21	19	4	21	18.00	2	7.714	
	458	13	1	12			13	8	8	13	13	2	13	13.08	1	13.08	
	459	27	1	26			27	27	22	27	27	3	27	14.00			
	460	40	5	34		1	39	37	19	39	38	5	39	14.05	4	2.125	
	461	30		30			25	23		30	26		30	15.30			
	462	15		14		1	14	13		14	14		14	19.21			
	463	10		10			9	9	8	10	10		10	17.00			
	464	38	4	32		2	34	32	36	35	35	7	34	14.26	2	14.26	
	465	47		46			45	39	38	47	47	4	46	17.06			
	466	39	9	30			39	30	39	39	39	10	39	18.00	8	5.812	
	467	28	8	14			21	7	4	22	21	2	22	23.53	7	7.714	
468	28	4	24			28	19	4	28	28	2	28	15.39	4	7.250		
469	33	6	27			33	28	2	33	33		33	13.18	5	6.600		
470	131	22	109			127	111	37	131	129	5	129	12.03	16	5.406		
471	8		7			8	8		8	8		7	15.42	1	15.42		
472	1		1			1	1		1	1		1	25.33	6	4.083		
473	9	5	4			9	9	2	9	9	1	9	21.75	5	6.000		
SALEM		PART IN BLOCK AREA B															
	1	2	5	1		6	1		6	6		6	1		5	8.100	
	2	6	11	4		14	11		16	16	3	16	8		14	5.392	
	3	16	12	4		16	2	6	16	16	3	16	4		12	5.375	
	4	13	6	7		13	6	3	13	13	1	13	7		5	4.100	
	7	4	4	4		4	4		4	4		4					
	8	19	4	14	1	18	13	4	18	18	3	18	11		1	15.90	
	9	44	4	39		40	35	10	43	40	9	40	15		2	15.80	
	10	37	4	32		38	32	21	36	35	9	37	35		3	12.82	
	11	38	3	32	1	35	33	22	35	35	5	32	32		3	3.233	
	12	10		10	1	9	9	26	10	10	7	10	33		2	3.166	
	13	38		38		35	33	7	35	35	6	34	33				
	14	13		13		13	9	10	13	13		13	8				
	15	39		39		39	13	12	39	39	1	39	11				
	16	3		3		3	3	1	3	3	9	3	39				
	17	6	1	4		5	4		5	5		4	3				
	18	4	3	1		4	4		4	4		4	1		1	30.000	
	19	2				2	2		2	2		2	1				
	20	12	1	11		12	5	1	12	12		11	3				
	21	3		3		3	1		3	3		3	3				
	22	22	6	16		22	14	5	22	22	3	22	16		2	21.00	
	23	23	3	20		23	5	5	23	21	1	21	17		1	37.31	
	24	22	9	13		22	11		31	31		27	16		1	52.58	
	25	83	17	66	5	83	23	1	83	82	5	65	27		1	47.55	
	26	30	11	19		30	9	4	30	30	1	17	65		7	31.96	
	27	59	30	28	1	59	21	3	58	58		17	27		5	27.64	
	28	39	13	26		37	12	2	39	37	1	23	27		16	7.400	
	29	101	27	71		96	75	53	98	97	7	70	23		5	7.400	
	30	26	13	13		26	7		26	26		10	23		8	12.60	
	31	56	23	33		56	49	33	56	56	7	30	30		22	28.30	
	79	32	5	27		31	27	23	32	32	7	24	27		2	13.63	
	80	23	6	17		23	16	2	23	23	3	17	27		2	12.81	
	81	18	10	7	1	18	5		17	17	1	7	17		6	13.05	
	82	1				1			1	1		1	7		9	36.42	
	83	7	3	4		7	1	1	7	7		4	4		2	41.25	
	84	3		3		3	3		3	3		3	3			65.00	
	85	15	3	13	1	14	9	4	13	13	2	12	2			28.58	
	86	28	3	22		26	16	16	25	24	3	22	22			35.86	

¹For renter—occupied dwelling units and vacant nonseasonal not dilapidated units, for rent.
²For owner—occupied dwelling units and vacant nonseasonal not dilapidated units, for sale only.

Table 3.—CHARACTERISTICS OF HOUSING FOR WARDS, BY BLOCKS: 1950—Con.

Ward	Block	All dwelling units by occupancy and tenure					All dwelling units by condition and plumbing facilities			Occupied dwelling units			Contract monthly rent ¹		Value ² of one-dwelling-unit structures		
		Total	Owner occupied	Renter occupied	Vacant non-seasonal not dilap., for rent or sale	Other vacant and non-resident	Number reporting	No private bath or dilap.	No running water or dilap.	Total	Persons per room		Occupied by non-white	Number reporting	Average monthly rent (dollars)	Number reporting	Average value (dollars)
											Number reporting	1.51 or more					
SALEM	87	17	7	10		17	2		17	16			10	31.90	5	14,600	
	88	8	5	1		7			7	7					5	12,000	
	89	4	1			2	1	1	2	1			1		1		
	90	10	5	5		10	3		10	9	1		5	17.40	5	6,200	
	91	5		5		3	3		5	4			5	15.40			
	92	48	1	47		37	35	30	48	48	7	47	47	14.21	1		
	93	46	4	42		39	36	22	46	46	8	45	42	15.83	3	2,100	
	94	22	4	18		20	13	6	22	21	1	22	18	12.38	2		
	95	36	4	32		33	25	7	36	35	8	33	32	15.40	4	5,375	
	96	17	7	10		15	11	1	17	17		17	9	12.44	7	4,671	
	98	16	11	5		15	6	1	16	16	2	16	5	14.60	11	3,890	
	99	31	15	16		30	13	11	31	30	3	31	15	23.73	15	5,500	
	100	2				2			2	2							
	101	21	9	12		21	17	12	21	21	5	21	12	14.25	8	3,937	
	102	17	4	13		17	7	7	17	16	1	16	10	23.10	2		
	103	9	3	6		8	8		9	8		8	6	20.00	2		
	104	7	6	1		7	2	2	7	7		7	1		6	7,416	
	105	18	7	11		17	11	3	18	17	1	18	8	17.87	6	5,033	
	106	34	12	22		30	16	13	34	29	5	34	20	15.60	7	4,500	
	107	14	1	13		13	6	4	14	14		14	13	32.38			
	108	13	2	10		13	4	2	12	12	1	12	10	20.50	2		
	110	25	4	21		23	21	12	25	21	6	21	21	10.00	2		
	111	2				2			2	2		2					
	112	15	5	10		15	11	4	15	15	2	15	10	15.20	2		
	113	71	19	51		66	33	11	70	65	2	70	40	39.80	12	12,833	
	114	26	3	22	1	23	11	11	25	25	2	25	20	28.55	1		
	115	22		22		22	16	16	22	22		22	22	20.63			
	116	12	1	11		12	2	2	12	12		12	11	15.27			
	118	4	1	3		4	2	2	4	4		4	3	35.00	1		
	119	16	9	7		16	2	2	16	16		16	6	31.66	7	6,214	
	120	30	15	15		29	12	2	30	30	4	30	15	20.66	14	4,307	
	121	34	12	22		34	18	3	34	33	5	33	21	18.28	11	3,972	
	122	6	4	2		6	3		6	6		6	2		4	3,150	
	123	8	5	3		8	8	1	8	8		8	3	26.66	5	4,380	
	157	20	16	4	1	20	1		19	19		19	2	7.20	15	7,920	
	158	22	15	7		22	10		22	22	1	22	7	27.85	13	6,246	
	159	28	10	18		27	17	2	28	28	3	28	18	20.88	7	4,428	
	160	15	11	4		15	2		15	15		15	4	28.50	11	4,272	
	161	12	5	7		12	8		12	12		12	7	19.28	4	4,575	
	162	20	9	10	1	20	12		19	19	2	19	9	33.22	4	5,750	
	163	18	12	6	3	17	5		15	15		15	6	27.33	9	7,722	
	165	3	2	1		3			3	3		3	1		2		
	166	1				1			1	1		1	3	32.66	4	6,500	
	167	8	4	3		8	1		7	7		7					
	168	1				1			1	1		1					
	169	36	4	32		36	34	3	36	35	10	35	32	19.21	3	9,000	
	170	6	6			6	1		6	6		6	2		3	4,900	
	171	14	7	7		14	5	1	14	14	1	14	7	27.14	5	4,900	
	172	13	7	6		13	2		13	13		13	6	29.00	3	6,233	
	173	21	13	8		21	10	2	21	21	1	21	8	23.37	9	4,666	
174	13	4	8		13	9	4	12	12	1	12	7	15.57	3	3,666		
175	30	12	17		30	17	2	29	29	7	29	17	22.76	8	4,082		
176	6	4	2		6	3		6	6	1	6	2		3	4,166		
177	17	7	9		17	12	6	16	15		15	7	16.42	5	6,800		
178	19	4	15		19	14	14	19	18	1	19	15	23.06	3	5,333		
179	19	2	17		19	6	4	19	19	1	19	17	41.17	2			
180	8	5	3		8	8		8	8		8	2		3	800.00		
181	10	3	7		10	4	1	10	10	1	10	7	15.57	3	4,000		
182	37	15	22		37	24	23	37	37		37	21	20.47	14	5,271		
184	18	7	11		18	13	13	18	17		17	11	15.00	7	3,085		
185	11	6	5		11	8	8	11	11	2	11	5	8.00	5	4,600		
186	15	8	7		15	14	14	15	15	3	15	7	12.57	8	3,262		
187	40	25	14		39	15	8	39	39	2	39	13	18.07	22	4,913		
189	16	1	15		16	12		16	16	1	16	15	6.80				
190	42	10	31		40	31	12	41	39	1	41	29	36.41	5	3,900		
191	17	9	8		17	9	5	17	17	2	17	8	25.00	8	6,388		
192	13	8	5		13	1		13	13		13	5	33.00	5	6,583		
193	19	9	10		18	8	1	19	19	1	19	10	34.00	5	5,800		
194	21	14	7		21	4		21	21	1	21	7	28.28	11	5,609		
195	13	1	12	1	12			12	11		11	2		7	6,500		
196	24	14	10		19	2	2	24	21	1	21	7	29.00	8	7,062		
197	24	13	10		20	2	2	23	23		23	8	28.27	8	7,888		
198	30	22	7		28	4	4	29	29		29	7	50.71	21	10,595		
199	26	19	7		22	2	2	23	22		22	3	51.66	18	8,538		
231	10	9	1		8	2	2	10	10		10	1		8	7,187		
232	53	42	11		51	8	2	49	49		49	6	39.00	41	7,426		
233	29	20	9		29	4	1	29	29		29	9	33.88	17	7,705		
234	10	8	2		9	4		10	10		10	7		7	6,357		
235	13	10	3		13	6		12	12		12	2		16	6,642		
236	28	18	9		28	5		27	27	1	27	10	31.10	16	6,143		
237	16	12	4		15	2	2	16	15	1	15	4	38.75	10	6,250		
238	12	5	7		12	2	2	12	12		12	5	25.71	4	5,800		
239	18	5	13		18	17	14	18	18		18	11	26.00	3	6,333		
240	18	7	11		18	6	2	18	18		18	11	37.18	3	16,666		
241	6	5	1		5			5	5		5	4		2			
242	12	1	11		12	12	10	12	12	2	12	12	8.45	8	4,275		
243	13	8	5		13	5	4	13	12		12	13	19.40				

¹For renter - occupied dwelling units and vacant nonseasonal not dilapidated units, for rent.
²For owner - occupied dwelling units and vacant nonseasonal not dilapidated units, for sale only.

HOUSING—BLOCK STATISTICS

Table 3.—CHARACTERISTICS OF HOUSING FOR WARDS, BY BLOCKS: 1950—Con.

Ward	Block	All dwelling units by occupancy and tenure					All dwelling units by condition and plumbing facilities			Occupied dwelling units			Contract monthly rent ¹		Value ² of one-dwelling-unit structures	
		Total	Owner occupied	Renter occupied	Vacant non-seasonal not dilap., for rent or sale	Other vacant and non-resident	Number reporting	No private bath or dilap.	No running water or dilap.	Total	Persons per room	Occupied by non-white	Number reporting	Average monthly rent (dollars)	Number reporting	Average value (dollars)
SALEM	244	14	6	8		14	4	3	14	14	4	13	8	19.00	6	5,250
	246	12	8	4		11	3	3	12	11			4	12.75	6	5,833
	251	62	45	16		61	26	10	61	61	7	47	16	17.50	45	4,211
	252	6	2	2		3	1		3	3	1	2	2		2	4,000
	253	3	2	1		3	1		3	3			1			
	254	9	7	2		9	1	1	9	9	1	9	2		7	3,614
	255	12	11	1		12	2	1	12	12		11	1		11	4,318
	256	8	3	5		8	6	4	8	8		8	5	12.80	3	6,666
	257	11	4	7		11	11	10	11	11	3	11	7	9.42	4	3,300
	258	22	14	7		21	19	18	21	21	2	21	7	15.00	11	3,290
	259	11	7	3		11	8	7	10	10	1	10	3	13.33	7	3,628
	260	10	5	4		10	5	4	9	9		9	3	19.00	5	2,940
	261	14	2	12		14	14	13	14	14	1	14	12	12.41	2	
	264	18	1	16		18	18	18	17	17	3	17	16	12.06	1	
	265	7	2	5		7	7	7	7	7	1	7	5	10.40	2	
	266	17	2	14		17	17	17	16	16	6	16	13	11.38	2	
	267	5	2	3		5	4	2	5	5		5	3	20.00	2	
	268	16	11	5		16	10	4	16	15	3	14	5	10.80	10	3,440
	269	12	6	6		12	9	3	12	12	2	11	6	13.33	5	3,660
	270	12	5	6		12			11	9		6	6	37.66	3	10,000
	271	18	3	12		14			15	14	1	12	3	54.75	1	
	272	13	3	10		12	2	2	13	13	1	10	7	25.60	3	10,166
	273	4	4			4			4	4		4	4		4	8,750
	274	9	3	6		9	7	3	9	9		6	5	19.66	2	
	275	1				1			1	1		1	1		1	
	276	8	1	6	1	8	3		7	7		6	7	20.00	2	
	277	20	12	8		18	4		20	18		7	7	29.14	7	5,957
	278	30	11	19		29	14	7	30	29	4	16	18	20.72	10	5,620
	279	22	15	7		22	5		22	22	1	6	6	26.83	13	6,961
	280	19	17	2		19			19	19		1	16		16	8,218
	281	8	6	2		8			8	7		2	2		6	9,166
	284	51	7	44		51	47	47	51	51	14	50	44	14.18	7	50,42
	318	5	2	3		4	3		5	4	1	1	1		1	
	319	37	4	33		34	30	16	37	36	7	35	33	12.03	1	
	322	121	44	75		119	68	36	119	116	15	80	70	15.95	32	5,796
	323	29	15	14		27	5		29	29	1	1	14	40.35	9	8,277
	324	11	4	7		11			11	11		7	7	38.28	3	7,333
	325	17	11	6		15	8		17	16		4	4	26.00	10	8,800
	326	11	11			11			11	10		11	11		11	8,090
	327	17	10	7		14	3		17	17	1	7	7	52.71	7	9,000
	328	19	17	2		19			19	19		2	2		17	8,882
	329	15	10	5		15	3		15	14		5	5	40.00	8	8,750
	330	18	12	6		18	2		18	18	1	6	6	41.16	6	9,250
	331	15	11	4		14	1		15	14		1	4	43.75	7	7,857
	333	4	2	2		4	3		4	4		1	1		2	
	334	85	19	65		84	29	4	84	83	9	82	63	20.38	19	3,452
	335	5	5			5	5		5	5	1	5	5	10.00		
	336	41	33	7	1	41	3		40	40	2	1	7	29.00	32	4,668
	338	3	2	1		3			3	3		1	1		1	
	339	37	18	18		36	8	2	36	35	2	4	18	17.61	17	4,582
	340	12	8	4		12	5		12	12		4	4	19.00	6	5,083
	341	10	6	4		10	5		10	10		4	4	28.00	6	3,600
	342	22	12	10		21	11	1	22	21	1	9	9	19.56	9	4,166
	343	12	2	10		10	4	1	12	12		10	10	18.80	2	
	344	17	8	8		16	10		16	16	2	8	8	23.00	7	4,500
	345	14	8	6		14	7		14	14		6	6	17.16	6	5,200
	346	27	12	15		25	19	7	27	26	1	12	12	17.91	10	4,710
	347	1				1			1	1						
	348	10	6	4		10			10	10		4	4	65.00	5	9,600
	349	15	10	5		15	1		15	15		5	5	30.80	9	15,944
	350	5	1	4		5			5	5		3	3	53.33	1	
	351	15	13	2		15	15		15	15		2	2		13	10,884
	352	19	19			19			19	18		19	19		19	11,273
	353	8	8			8			8	8		8	8		8	8,412
	354	1				1			1	1						
	355	3	2	1		3			3	3		1	1		2	
	357	10	8	2		10	1		10	10		8	8		8	12,000
	358	7	7			7			7	7		7	7		7	12,000
	359	13	5	8		13			13	13		8	8	45.87	3	15,333
	360	6	4	2		6			6	6		2	2		2	
	361	4	3	1		4	1		4	4		1	1		2	
	362	5	3	2		5			5	5		3	3		2	
	363	5	2	3		5			5	5		2	2		2	
	364	17	11	6		15	5		17	16		5	5	46.66	11	6,727
	365	14	4	10		14	2		14	14		10	10	29.40	2	
	366	12	4	8		12	5		12	11		8	8	26.00	3	7,333
	367	1				1			1	1				31.12	3	
	368	8	5	1		7			6	6		1	1		5	8,700
	369	2				2			2	2		2	2		5	7,000
	370	8	6	2		7	1		8	8		6	6		5	
	371	7	3	4		6	5	1	7	6		3	3	33.00	2	
	372	23	17	6		22	6	2	23	20		5	5	23.20	13	5,200
	373	33	26	7		30	12	8	33	29	4	28	24	20.40	24	4,979
	374	15	6	9		15	5		15	15	1	8	8	26.87	3	7,066
	375	30	23	7		30	2		30	30		7	7	44.42	20	6,740
	376	45	31	13		44	16	1	44	44	1	14	13	23.30	27	6,685
	377	7	4	3		7			7	7		3	3	47.00	1	

¹For renter - occupied dwelling units and vacant nonseasonal not dilapidated units, for rent.
²For owner - occupied dwelling units and vacant nonseasonal not dilapidated units, for sale only.

Table 3.—CHARACTERISTICS OF HOUSING FOR WARDS, BY BLOCKS: 1950—Con.

Ward	Block	All dwelling units by occupancy and tenure					All dwelling units by condition and plumbing facilities			Occupied dwelling units			Contract monthly rent ¹		Value ² of one-dwelling-unit structures		
		Total	Owner occupied	Renter occupied	Vacant non-seasonal not dilap., for rent or sale	Other vacant and non-resident	Number reporting	No private bath or dilap.	No running water or dilap.	Total	Persons per room		Occupied by non-white	Number reporting	Average monthly rent (dollars)	Number reporting	Average value (dollars)
											Number reporting	1.51 or more					
SALEM	378	6	3	3			6		6	6			2		2		
	379	10	3	7			10	3	10	10			7	28.42	3	4.833	
	380	9	5	4			9	1	9	9			4	31.00	5	5.600	
	381	1															
	382	25	14	11			19	9	25	21			5	16.60	11	3.954	
	383	10	2	8			9	2	10	10			7	30.85			
	384	34	23	11			32	15	34	33	3		11	17.00	18	5.788	
	385	18	6	11		1	15	5	17	16	2		10	24.60	4	4.750	
	386	18	7	11			15	6	18	14			7	30.42	2		
	387	18	7	11			15	6	18	14			7	30.42	2		
	388	18	7	11			15	6	18	14			7	30.42	2		
	389	18	7	11			15	6	18	14			7	30.42	2		
	390	19	16	3			19		19	19	1		2		13	8.923	
	391	10	9	1			10		10	10			1		8	7.887	
	392	10	4	6			10		10	10			6	4.633	1		
	393	15	14	1			14	2	15	14			3		13	6.007	
	394	14	11	3			13	1	15	14			1	2.633	11	4.318	
	395	12	8	4			8		12	8			3	21.66	6	5.666	
	396	11															
	397	11	11				10	1	11	10			10	4.600	10	4.600	
	398	17	9	8			17	6	17	15	1		8	25.62	8	6.625	
	399	17	9	8			17	6	17	15	1		8	25.62	8	6.625	
	400	58	46	12			51	5	58	54	1	1	11	32.90	37	6.094	
	401	19	11	8			19		19	19			7	40.00	8	6.437	
	402	4	3	1			4		4	4			1		3	7.833	
	403	13	8	5			13		13	13			5	26.80	6	9.250	
	404	33	29	4			33	3	33	32			2		25	9.060	
	405	11	6	5			11		11	11			2	67.50	5	14.500	
	406	4	2	2			4		4	4			2		2		
	407	4	2	2			4		4	4			2		2		
	408	24	18	6			24	2	24	24	2		6	34.00	16	6.468	
	409	26	15	11			26	3	26	26			11	39.36	14	5.892	
	410	8	5	3			8	1	8	8			3	32.66	3	4.666	
	411	24	15	8	1		22	5	23	23			9	30.33	12	4.858	
	412	12	4	8			12	10	12	12	3		8	18.75	4	4.500	
	413	4	3	1			4	1	4	4			1		3	6.333	
	414	16	13	3			16	7	16	16	2		3	28.33	12	4.791	
	415	18	10	8			18	8	18	18	2		8	19.75	9	4.777	
	416	4	1	3			4	4	4	4			1		1		
	417	10	9	1			10	1	10	10	1		1		9	4.444	
	418	12	11	1	1		12	2	11	11			12	4.666	4	4.666	
	419	8	5	3			8	2	8	8	1		2	21.66	4	4.525	
	420	8	4	4	3		9	2	6	6			3		7	6.114	
	421	19	13	6			19	2	19	19	1		5	23.20	12	4.616	
	422	8	6	2			8	3	8	8	1		2		6	3.300	
	423	9	8	1		1	9	4	8	8			1		5	4.000	
	424	9	5	4			9	3	9	9	2		4	26.00	5	5.600	
	425	6	3	3			6	6	6	6			2		3	3.333	
	426	10	9	1			10	3	10	10			1		9	4.688	
	427	27	23	4			27	2	27	27			4	28.75	21	5.785	
	428	5	3	2			5	5	5	5			2		3	5.333	
	429	30	27	3			30	7	30	30	3		3	21.00	25	3.892	
	430	9	8			1	8		8	8			8		8	3.937	
	431	8	8				8		8	8			8		8	4.125	
	432	26	17	8	1		25	5	25	25	2		8	17.25	17	4.841	
	434	2															
	435	52	36	15	1		48	14	51	48	2		13	30.00	27	5.518	
	436	75	66	9			71	13	75	72	2		7	25.57	50	5.732	
	437	2															
	438	1															
	439	22	13	9			22		22	22	1		9	26.00	11	6.772	
	440	13	13				13		13	13			13		13	5.115	
	442	12	9	3			12	4	12	12			3	36.00	7	5.257	
	443	13	8	5			13	2	13	13			5	28.00	8	6.087	
	444	18	16	2			18		18	18			1		15	5.280	
	445	19	13	6			19	3	19	19	1		5	40.80	11	7.090	
	446	12	9	3			12	1	12	12	1		3	20.33	5	5.300	
	447	7	5	2			7	7	7	7	1		9	32.11	53	6.062	
	448	7	5	2			7	7	7	7	1		1		6	4.283	
	449	7	5	2	1	2	9	1	9	9			3	29.33	6	5.416	
	450	11	4	7			11	3	12	12	1		9	31.77	2		
	451	13	8	5	1		13	3	13	12			5	18.40	7	7.357	
	452	22	12	8	1	1	21	6	20	19	1		8	27.87	8	7.750	
	453	13	6	7			13		13	13			5	47.00	5	6.500	
	455	22	12	10			21	12	22	21	1	2	9	22.11	10	5.800	
	456	44	27	17			44	14	44	44			14	29.64	26	5.592	
	457	22	16	6			20	6	22	21	1		5	26.80	10	7.650	
	458	42	33	9			42	22	42	39	3		9	17.55	28	5.964	
	459	20	10	10			19	12	20	19	1		8	19.25	8	3.750	
	460	15	10	5			15	5	15	15			5	14.80	9	6.055	
	461	10	9	1			10		10	10			1		9	5.500	
	462	11	9	2			11	1	9	9			1		2	4.500	
	463	18	15	3			18	4	18	17			2		13	5.730	
	464	8	5	3			8	1	8	8			2		5	7.900	
	465	8	8				8		8	8	1		8		8	5.375	
	466	13	9	4			13	3	13	13			4	32.00	5	8.300	
	467	4	3	1			4	1	4	4			1		3	9.000	
	468	1															
	469	6	3	1	1	1	4		4	3			1		3	6.833	
	470	16	16				16	2	16	16			14		14	7.035	

¹For renter - occupied dwelling units and vacant nonseasonal not dilapidated units, for rent.
²For owner - occupied dwelling units and vacant nonseasonal not dilapidated units, for sale only.

HOUSING—BLOCK STATISTICS

Table 3.—CHARACTERISTICS OF HOUSING FOR WARDS, BY BLOCKS: 1950—Con.

Ward	Block	All dwelling units by occupancy and tenure					All dwelling units by condition and plumbing facilities			Occupied dwelling units			Contract monthly rent ¹		Value ² of one-dwelling-unit structures		
		Total	Owner occupied	Renter occupied	Vacant non-seasonal not dilap., for rent or sale	Other vacant and non-resident	Number reporting	No private bath or dilap.	No running water or dilap.	Total	Persons per room		Occupied by non-white	Number reporting	Average monthly rent (dollars)	Number reporting	Average value (dollars)
											Number reporting	1.51 or more					
SALEM	471	6	6						6	6						5	8,700
	472	16	14	1		1			16	4					9	4,555	
	473	31	28	2		1			30	24					9	5,222	
	474	96	74	22					94	20	1		20	32.05	27	5,425	
	475	38	28	10					38	10			10	23.20	8	5,980	
	476	34	26	8					34	34			8	21.50	3	5,673	
	477	47	34	12	1				45	10	1		9	28.66	3	7,009	
	478	5	5						5	5					5	4,200	
	479	8	6	2					8	8					5	4,360	
	480	21	13	7	1				18	5	1		6	28.66	11	4,727	
	481	18	11	7					18	9	2		7	33.71	9	5,777	
	482	28	17	11					27	9	2		9	29.66	13	5,730	
	483	25	15	10					23	16			10	23.10	12	3,475	
	484	19	12	7					19	13	1		7	19.71	11	3,818	
	485	23	10	12	1				21	6	2		9	34.00	9	4,033	
	486	1							1								
	487	5	2	3					5	5			3	6.33	2		
	488	20	11	9					19	9	1		8	15.37	10	4,430	
	489	22	16	6					21	7	1		5	18.60	14	5,142	
	490	22	18	4					22	3			4	21.25	18	4,211	
	491	51	37	14					49	4			12	35.41	30	5,516	
	493	7	6	1					7				1		5	7,800	
	494	12	12						12						11	7,681	
	495	49	14	35					45	31	4		34	8.55	11	6,418	
	496	2							2								
	497	1							1								
	498	30	1	28		1			29	25	3		28	6.71	6	4,166	
	499	9	6	2					9	3			2		20	3,190	
	500	26	21	5					26	21	4		4	12.00	12	7,183	
	501	15	13	2					15	1	1		2		9		
	502	10	10						10	5					8	4,111	
	503	14	10						13	8			3	24.66	6	2,937	
	504	11	8	2	1				10	4			1		5	6,083	
	505	17	11	5		1			16	7			5	24.40	8	4,812	
	506	9	6	3					8	5	2		2		5	3,900	
	507	3	2	1					3	1					4		
	508	4	4						4	1	1				1	6,125	
	509	17	14	2		1			16	1			1		12	5,375	
	510	2							2								
	512	13	10	3					13	2	2		3	42.33	7	3,957	
	513	42	37	3		2			42	1			3	46.66	36	6,616	
	514	35	24	10		1			33	17	7		6	46.66	24	3,862	
	515	28	18	10					24	10			9	11.00	14	7,642	
	516	10	10						10	9	1		2	14.88	10	3,180	
	517	12	10	2					12	7	2		2		6	3,300	
	518	6	5	1					6	4			1		5	4,200	
	519	6							6	5	2		5	9.80			
	520	24	3	20					23	19	4		20	6.80	3	5,000	
	521	14	8	2		1			10				1		8	7,375	
	522	17	14	2		1			15				1		13	8,461	
	523	8	6	2					7	2	2		1		6	9,500	
	524	18	12	3					16	2	1		4	47.50	9	4,855	
	525	15	12	2					13	4			2		8	5,077	
	527	11	9	2					11	4			2		8	6,062	
	528	126	13	108					121	2	1		107	35.08	9	7,644	
	529	9	6	3					9	1			3	49.00	5	7,600	
	530	22	21	1					22	1					21	7,338	
	531	66	43	21		2			61	37	9		17	15.25	39	3,966	
	532	28	11	17					28	27	13		5	10.47	9	2,655	
	533	22	8	14					20	17	8		11	13.72	5	3,060	
	534	10	5	5					10	8	2		9	12.00	4	1,300	
	535	1							1								
	536	21	18	3					21	6	2		3	29.00	18	5,066	
	537	8	5	3					8	7	1		4	6.33	4	3,500	
	538	35	21	12		2			28	16	7		9	27.55	19	3,321	
	539	55	39	14					52	11	9		13	28.30	35	7,920	
	540	11	10						11						10	10,200	
	541	26	24	1		1			25						23	7,586	
	542	16	14	2					16	14			2		13	8,630	
	543	18	12	5		1			15	1			5	29.40	11	1,153	
	544	17	12	5					17				5	55.20	9	1,777	
	545	13	12	1					13	12			1		9	9,966	
	546	17	16	1					17	16					16	9,706	
	547	16	12	3		1			16	15			3	43.33	10	9,750	
	548	16	11	5					16	16			3	34.33	11	3,118	
	549	8	6	2					8	8			2		5	3,400	
	550	15	10	4		1			15	6	2		4	16.00	11	4,036	
	552	3	3						3	3					3	4,133	
	553	5	5						5	1					5	4,300	
	554	4	3	1					4	2			1		3	5,666	
	555	13	8	5					13	7	4		5	12.60	8	4,912	
	556	10	3	7					10	7	3		7	12.42	3	6,000	
	557	2							2								
	558	2							2								
	559	2							2								
	560	4	4						4						4	9,375	
	561	1							1								

¹For renter - occupied dwelling units and vacant nonseasonal not dilapidated units, for rent.
²For owner - occupied dwelling units and vacant nonseasonal not dilapidated units, for sale only.

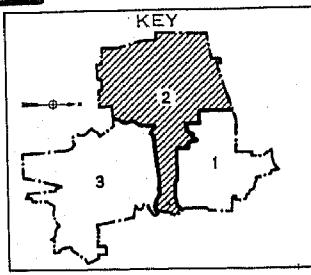
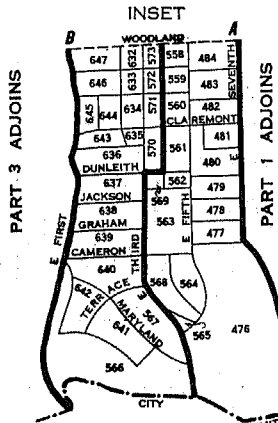
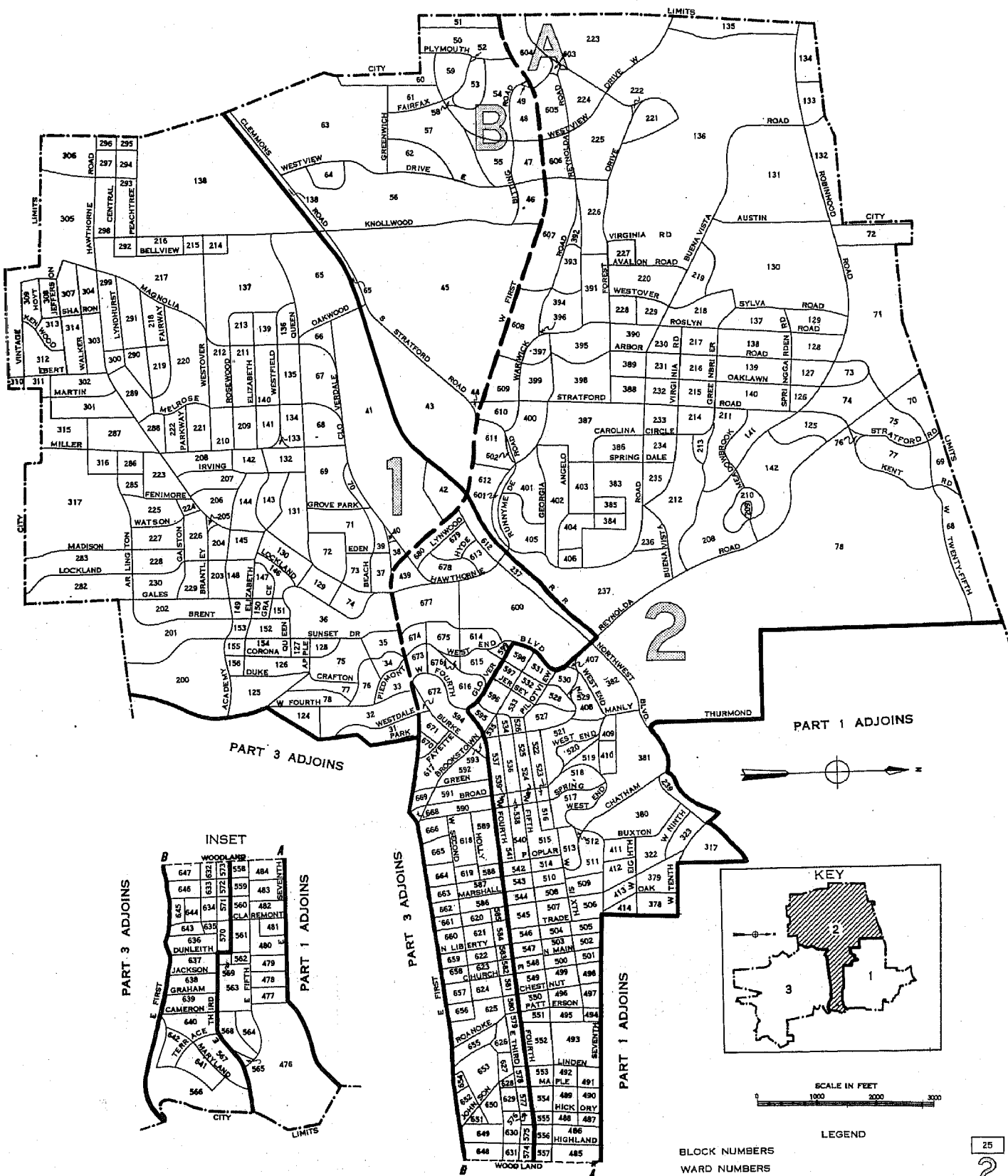
Table 3.—CHARACTERISTICS OF HOUSING FOR WARDS, BY BLOCKS: 1950—Con.

Ward	Block	All dwelling units by occupancy and tenure					All dwelling units by condition and plumbing facilities			Occupied dwelling units			Contract monthly rent ¹		Value ² of one-dwelling-unit structures		
		Total	Owner occupied	Renter occupied	Vacant non-seasonal not dilap., for rent or sale	Other vacant and non-resident	Number reporting	No private bath or dilap.	No running water or dilap.	Total	Persons per room		Occupied by non-white	Number reporting	Average monthly rent (dollars)	Number reporting	Average value (dollars)
											Number reporting	1.51 or more					
SALEM	562	4	3			1	3			3	3					3	15.000
	563	9	6	3			9			9	3		3	58.33	2	1	
	564	3	2	1			3			3	3		1		1		
	565	1															
	566	3	3				3			3	3				3	8.566	
	567	1															
	568	10	10				10			10	10				9	11.111	
569	25	21	4			25	3	1	25	25			4	41.00	21	8.233	
571	5	4	1			5	2		5	5	1			3	4.000		
SALEM	PART IN BLOCK AREA A																
	667	2															

¹For renter - occupied dwelling units and vacant nonseasonal not dilapidated units, for rent.
²For owner - occupied dwelling units and vacant nonseasonal not dilapidated units, for sale only.

WINSTON-SALEM, NORTH CAROLINA, BY WARDS AND BLOCKS: 1950

PART 2 OF 3 PARTS



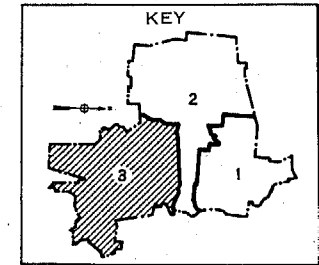
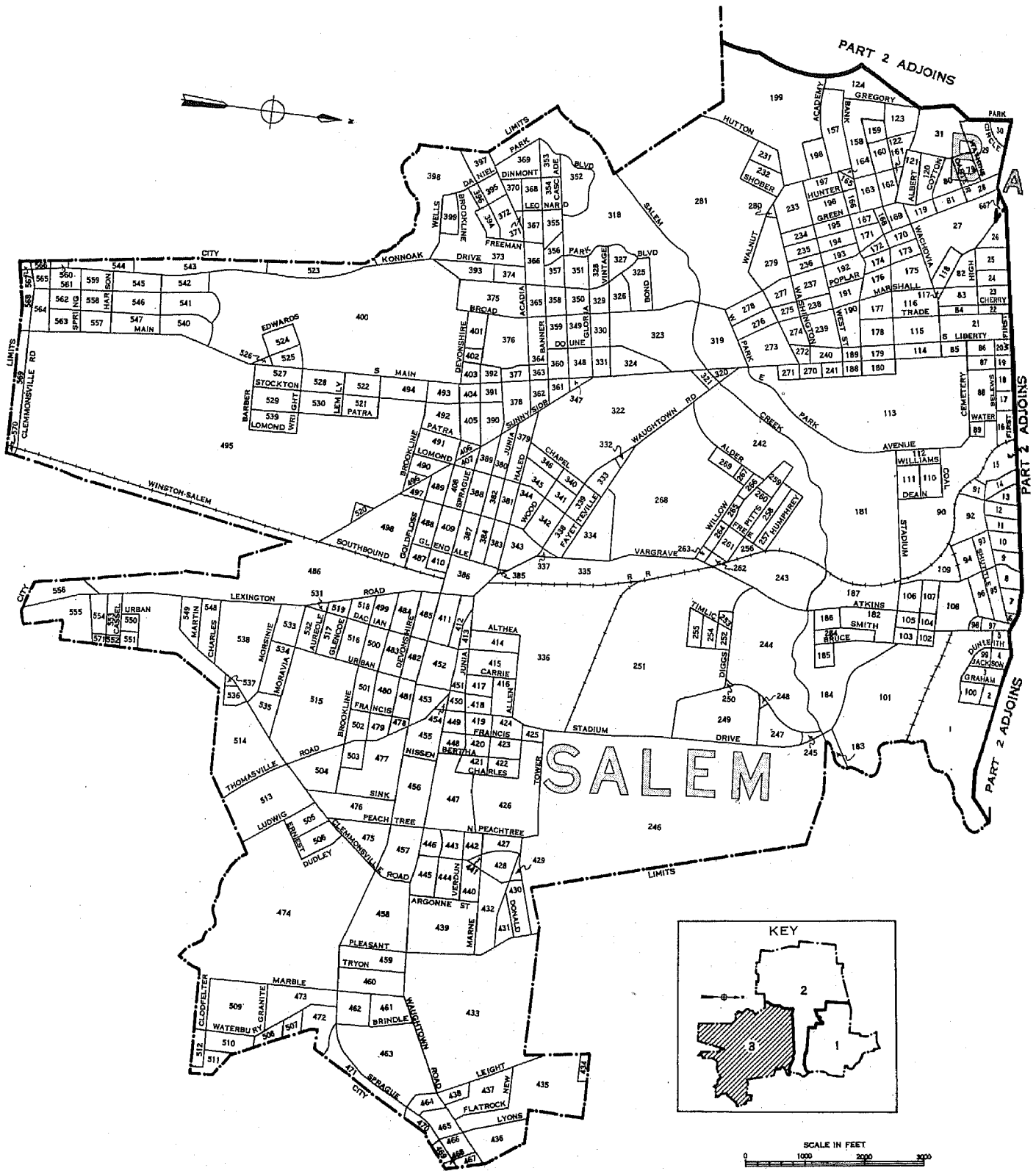
LEGEND

BLOCK NUMBERS
 WARD NUMBERS
 WARD BOUNDARIES
 BLOCK AREA LETTERS
 BLOCK AREA BOUNDARIES
 J.S. DEPARTMENT OF COMMERCE, BUREAU OF THE CENSUS

25
2
A

WINSTON-SALEM, NORTH CAROLINA, BY WARDS AND BLOCKS: 1950

PART 3 OF 3 PARTS



LEGEND


- BLOCK NUMBERS
- WARD NUMBERS
- WARD BOUNDARIES
- BLOCK AREA LETTERS
- BLOCK AREA BOUNDARIES

U.S. DEPARTMENT OF COMMERCE, BUREAU OF THE CENSUS

25
2
A

1950 UNITED STATES CENSUS OF HOUSING

U. S. DEPARTMENT OF COMMERCE • BUREAU OF THE CENSUS



WORCESTER, MASS. **BLOCK**
STATISTICS

U. S. CENSUS OF HOUSING: 1950

Volume

- I General Characteristics
- II Nonfarm Housing Characteristics
- III Farm Housing Characteristics
- IV Residential Financing
- V Block Statistics

Housing statistics for census tracts are to be included in the Population reports on census tracts.

U. S. CENSUS OF POPULATION: 1950

Volume

- I Number of Inhabitants
- II Characteristics of the Population

Succeeding volumes will cover the following subjects:

Census Tracts, Nativity and Parentage, Nonwhite Population by Race, Persons of Spanish Surname, Institutional Population, Differential Fertility, Labor Force Characteristics, Occupation, Industry, Income, Internal Migration, Education, Characteristics of Families and Households.

UNITED STATES CENSUS of HOUSING : 1950
U. S. DEPARTMENT OF COMMERCE BUREAU OF THE CENSUS
CHARLES SAWYER, Secretary ROY V. PEEL, Director



BLOCK STATISTICS


**WORCESTER
MASSACHUSETTS**

*Prepared under the supervision of
Howard G. Brunzman, Chief
Population and Housing Division*

1950 HOUSING CENSUS REPORT
VOLUME V, PART 210

UNITED STATES GOVERNMENT PRINTING OFFICE 1952

BLOCKS • WARDS





BUREAU OF THE CENSUS

ROY V. PEEL, *Director*

A. ROSS ECKLER, *Deputy Director*
HOWARD C. GRIEVES, *Assistant Director*
CONRAD TAEUBER, *Assistant Director*
MORRIS H. HANSEN, *Assistant Director for Statistical Standards*
ROBERT Y. PHILLIPS, *Assistant Director for Operations*
CALVERT L. DEDRICK, *Coordinator, International Statistics*
FRANK R. WILSON, *Information Assistant to the Director*

Population and Housing Division—

HOWARD G. BRUNSMAN, *Chief*
WAYNE F. DAUGHERTY, *Assistant Chief for Housing*
ROBERT B. VOIGHT, *Assistant Chief for Operations*
HENRY S. SHRYOCK, Jr., *Assistant Chief for Population*
EDWIN D. GOLDFIELD, *Program Coordinator*

Quality and Equipment Statistics—Robert C. Hamer, *Chief*
Inventory Statistics—Carl A. S. Coan, *Chief*
Developmental Programs—J. Hugh Rose, *Chief*
Residential Financing—Junia H. Honnold, *Chief*
Territories and Possessions—Joel Williams, *Chief*
Statistical Sampling—Joseph Steinberg, *Chief*
Statistical Procedure—Morton A. Meyer, *Chief*
Processing Operations—Milton D. Lieberman, *Chief*

Administrative Service Division—WALTER L. KEHRES, *Chief*

Agriculture Division—RAY HURLEY, *Chief*
Budget Officer—CHARLES H. ALEXANDER
Business Division—HARVEY KAILIN, *Acting Chief*
Field Division—LOWELL T. GALT, *Chief*
Foreign Trade Division—J. EDWARD ELY, *Chief*
Geography Division—CLARENCE E. BATSCHULET, *Chief*
Governments Division—ALLEN D. MANVEL, *Chief*
Industry Division—MAXWELL R. CONKLIN, *Chief*
Machine Tabulation Division—C. F. VAN AKEN, *Chief*
Personnel Division—HELEN D. ALMON, *Chief*

SUGGESTED IDENTIFICATION

U. S. Bureau of the Census. *U. S. Census of Housing: 1950. Vol. V, Block Statistics, Part 210.*
U. S. Government Printing Office, Washington, D. C., 1952.

For sale by the Superintendent of Documents, U. S. Government Printing Office, Washington 25, D. C.,
or any of the Field Offices of the Department of Commerce - Price 20 cents

PREFACE

This report presents statistics on characteristics of dwelling units by blocks for the city. The tabulations are based on data from the 1950 Census of Housing, taken as of April 1, 1950. Authorization for the 1950 Census of Housing as part of the Seventeenth Decennial Census was provided by the Housing Act of 1949, approved July 15, 1949.

The major portion of the information compiled from the 1950 Census of Housing appears in Volume I, *General Characteristics*; Volume II, *Nonfarm Housing Characteristics*; Volume III, *Farm Housing Characteristics*; Volume IV, *Residential Financing*; and Volume V, *Block Statistics*. Volume V consists of separate reports, issued as bulletins for each of the 209 cities which in 1940 or in a subsequent census had a population of 50,000 or more. These reports will not be bound into a single publication.

The subjects covered in both the 1950 and 1940 reports on characteristics of dwelling units by blocks are substantially similar.

This report was prepared under the direction of Howard G. Brunsman, Chief, Population and Housing Division, and Wayne F. Daugherty, Assistant Chief for Housing. Robert C. Hamer, Chief, Quality and Equipment Statistics Section, was in charge of coordinating the content and the format of the report with assistance from Carl A. S. Coan, Chief, Inventory Statistics Section; Floyd D. McNaughton, Chief, Equipment and Facilities Unit; Beulah Washabaugh, Chief, Tenure and Vacancy Unit; and Walter A. Hines. The compilation of the statistics was under the supervision of Robert B. Voight, Assistant Chief for Operations.

The collection of the information on which these statistics are based was under the supervision of Lowell T. Galt, Chief, Field Division. The geographic work, including the assignment of all block numbers and the preparation of maps, was under the supervision of Clarence E. Batschelet, Chief, Geography Division. The data were tabulated under the supervision of C. F. Van Aken, Chief, Machine Tabulation Division.

January 1952.

WORCESTER, MASS.

CONTENTS

INTRODUCTION

	Page		Page
General.....	1	Definitions and explanations—Continued	
Related reports.....	1	Persons per room.....	2
Use of data.....	1	Color of occupants.....	2
Comparability with 1940 Housing Census data.....	1	Contract monthly rent.....	2
Definitions and explanations.....	1	Value of one-dwelling-unit structures.....	2
Dwelling unit.....	1	Number reporting.....	2
Occupancy and tenure.....	2	Block identification.....	2
Condition and plumbing facilities.....	2		

TABLES

	Page
Table 1.—Characteristics of housing for the city: 1950.....	3
Table 2.—Characteristics of housing by wards: 1950.....	3
Table 3.—Characteristics of housing for wards, by blocks: 1950.....	4

Map of city, by blocks, appears following last page of tables.

BLOCK STATISTICS

INTRODUCTION

GENERAL

Volume V of the Reports on Housing consists of a separate report for each of the 209 cities which in 1940, or in a subsequent census prior to 1950, had a population of 50,000 or more. Each report presents for the city, by blocks, tabulations for a limited number of subjects obtained in the Census of Housing. The subjects in these reports are similar to those in the block statistics supplements to Volume I of the reports of the 1940 Census of Housing. The subjects in this report present the number of dwelling units classified by occupancy and tenure, condition and plumbing facilities, persons per room, color of occupants, average contract monthly rent of renter-occupied and selected vacant units, and the average value of one-dwelling-unit owner-occupied and selected vacant structures. In table 1, the statistics for these subjects are summarized for the city. Table 2 contains the statistics for wards; these are the only statistics for wards that will be published from the 1950 Census of Housing. In table 3, the data are presented by blocks within wards and block areas. Maps identifying the location of each block and the ward boundaries are a part of this report.

Related reports.—Related statistics for this city are contained in the Reports on Housing, Volume I, *General Characteristics*; and in the Reports on Population, Volume I, *Number of Inhabitants*, and Volume II, *Characteristics of the Population*.

The Reports on Housing for each State in Volume I present data on the characteristics of dwelling units for the State by residence (urban, rural nonfarm, and rural farm), for standard metropolitan areas, urbanized areas, counties, for urban places, places of 1,000 to 2,500 inhabitants, and rural-nonfarm and rural-farm dwelling units for each county. Each report includes the following subjects: occupancy, tenure, race of occupants, type of structure, year built, condition and plumbing facilities, water supply, toilet and bathing facilities, number of rooms, number of persons, persons per room, electric lighting, heating equipment, heating and cooking fuels, refrigeration equipment, kitchen sink, radio, television, and, for nonfarm units, the contract monthly rent, gross monthly rent, and value of one-dwelling-unit structures.

Volume I of the Reports on Population shows the 1950 population of each county and of each minor civil division within the county. It also contains figures for each incorporated place, for each unincorporated place with 1,000 or more inhabitants, and for incorporated places of 5,000 or more by wards. A special series of tables presents data for each urbanized area giving the incorporated places and portions of minor civil divisions within it.

Volume II of the 1950 Population Reports contains statistics on the general characteristics of the population. Chapter A of this volume repeats the figures on number of inhabitants as shown in Volume I; Chapter B presents demographic, economic, and social characteristics of the population; and Chapter C gives more detailed cross-classifications for States and large cities and standard metropolitan areas.

Use of data.—The tabulation of housing characteristics for areas as small as city blocks provides descriptive material of considerable value for technical studies of housing in the city. The statistics will be useful in compiling totals for special types of areas that may be defined to meet the requirements of individual investigators. Users of the data should bear in mind that in

practically all cases the data for a given block represent the work of only one enumerator. Consequently, housing characteristics for blocks are subject to a wider margin of error than is to be expected in the figures for tracts or wards which represent returns made by a number of enumerators. Misinterpretation of instructions by one enumerator may cause a significant bias in the statistics for a block even though it may have a negligible effect upon the figures for larger areas. In particular, the enumeration of "condition" depended to a considerable extent upon the judgment of the individual enumerator. Also, failure to indicate the correct block number for a significant number of dwelling units may introduce errors into the block data.

Comparability with 1940 Housing Census data.—In the 1940 Census of Housing, reports entitled "Block Statistics" were issued as supplements to the first series of Housing bulletins. These supplements consisted of separate reports for each of the 191 cities which had 50,000 inhabitants or more in 1930.

In the 1950 reports, the block numbers used are different, in most cases, from those used in the 1940 reports. Therefore, to compare 1940 and 1950 data for a given block, it is necessary to locate the block on the maps to obtain the corresponding 1940 and 1950 block numbers.

The subjects in both the 1940 and 1950 reports are substantially similar. However, data on number of structures, year built, and mortgage status have been omitted from the 1950 report. Furthermore, in the 1940 reports average contract or estimated monthly rent was reported for all dwelling units while in 1950 average contract monthly rent is reported for some, and average value for other, dwelling units.

DEFINITIONS AND EXPLANATIONS

More detailed and complete definitions are presented in Volume I of the Housing Reports.

Dwelling unit.—In general, a dwelling unit is a group of rooms or a single room, occupied or intended for occupancy as separate living quarters, by a family or other group of persons living together or by a person living alone.

A group of rooms, occupied or intended for occupancy as separate living quarters, is a dwelling unit if it has separate cooking equipment or a separate entrance. A single room, occupied or intended for occupancy as separate living quarters, is a dwelling unit if it has separate cooking equipment or if it constitutes the only living quarters in the structure. Also, each apartment in a regular apartment house is a dwelling unit even though it may not have separate cooking equipment. Excluded from the dwelling unit count are large rooming houses, institutions, dormitories, and transient hotels and tourist courts.

In the 1940 Census, a dwelling unit was defined as the living quarters occupied or intended for occupancy by one household. A household consisted of a family or other group of persons living together with common housekeeping arrangements, or a person living entirely alone. However, the enumerator was not explicitly instructed to define rooms as dwelling units on the basis of cooking equipment or separate entrance.

The number of dwelling units in the 1950 Census may be regarded as comparable with the number of dwelling units in the 1940 Census. Some living quarters may have been classified as separate dwelling units in the one census and not in the other. Further, in the 1950 Census, living quarters with five or more

lodgers were not tabulated as dwelling units; generally, such quarters were included in the 1940 dwelling unit count. However, the net effect of these changes is probably small.

Occupancy and tenure.—Dwelling units are classified by occupancy and tenure into four groups: owner-occupied; renter-occupied; vacant nonseasonal not dilapidated, for rent or sale; and other vacant and nonresident. A dwelling unit is classified as owner-occupied if it was owned wholly or in part by the head of the household or by some related member of his family living in the dwelling unit. All other occupied units are classified as renter-occupied whether or not cash rent was actually paid for living quarters. Rent-free units and living accommodations received in payment for services performed are thus included with the renter-occupied units.

A dwelling unit is considered vacant if no persons are living in it at the time of enumeration. New units not yet occupied were enumerated as vacant dwelling units if construction had proceeded to the extent that all the exterior windows and doors were installed and final usable floors were in place. The classification "Vacant nonseasonal not dilapidated, for rent or sale" is descriptive of the vacant dwelling units reported in this classification. "Other vacant and nonresident" units include all dilapidated and seasonal vacant units as well as the not dilapidated units which were not for rent or sale.

Because of changes in enumeration procedures, the counts of total vacant units in 1940 and 1950 are not strictly comparable. In 1940, vacant units were enumerated if they were habitable; units uninhabitable and beyond repair were excluded from the enumeration. In 1950, units were included regardless of condition if they were intended for occupancy as living quarters. Therefore, no comparison should be made between the data on "vacant nonseasonal not dilapidated, for rent or sale" units from the 1950 Census and data in the 1940 Census reports.

In both censuses, dwelling units occupied entirely by non-residents were included with vacant units not for rent or sale. Trailers, tents, houseboats, and railroad cars which were vacant were excluded from the dwelling unit inventory in both 1950 and 1940.

Condition and plumbing facilities.—Data on condition of a dwelling unit are shown in combination with data for selected plumbing facilities and are, therefore, limited to units for which both condition and plumbing facilities are reported. Plumbing facilities include water supply, toilet facilities, and bathing facilities.

The category "with private bath" includes those dwelling units reported with both a flush toilet and a bathtub or shower inside the structure for the exclusive use of the occupants of the unit. The category "no private bath" includes those dwelling units not having private flush toilet or not having private bathing facilities. The "no running water" category includes units with only piped running water outside the structure or with only other sources such as a hand pump.

A dwelling unit is "dilapidated" when it is run-down or neglected, or is of inadequate original construction, so that it does not provide adequate shelter or protection against the elements or it endangers the safety of the occupants.

Persons per room.—The number of persons per room has been computed for each occupied dwelling unit by dividing the number of persons in the dwelling unit by the number of rooms in the dwelling unit. All persons enumerated in the Population Census as members of the household (including lodgers, servants, and other nonrelated persons) are counted in determining the number of persons that occupy the dwelling unit. The number of rooms in the dwelling unit includes all rooms available for living quarters throughout the year. Not counted as rooms are bath-rooms, closets, pantries, halls, screened porches, and unfinished rooms in the basement and attic.

Color of occupants.—Occupied dwelling units are classified by color of head of household according to the definition used in the

1950 Census of Population. The group designated as "nonwhite" consists of Negroes, Indians, Japanese, Chinese, and other non-white races. Persons who are not definitely Indian or of other nonwhite race are classified as white.

Contract monthly rent.—Contract monthly rent is the rent, at the time of enumeration, contracted for by the renter regardless of whether it includes furniture, heating fuel, electricity, cooking fuel, water, or personal services.

Monthly rent for vacant dwelling units is the amount asked for the dwelling unit at the time of enumeration. The average monthly rent relates to renter-occupied dwelling units and vacant nonseasonal not dilapidated units for rent. Dwelling units which are occupied "rent-free" are not included with the units reporting rent.

Value of one-dwelling-unit structures.—Average value is shown for owner-occupied dwelling units and vacant nonseasonal not dilapidated units which are for sale only. Value is shown only if the unit is in a one-dwelling-unit structure without business and if it is the only dwelling unit included in the property. The value represents the amount for which the owner estimates that the property, including such land as belongs with it, would sell under ordinary conditions and not at a forced sale. For vacant units, value is the sale price asked by the owner.

Number reporting.—Occupancy and tenure are reported for all dwelling units, and color of occupants is reported for all occupied units. The corresponding distributions for these subjects in table 1 are based on all dwelling units and on occupied units, respectively. For all other subjects, the distributions are based on the units for which the specific characteristics are reported, that is, the "Number reporting."

The number of dwelling units for which the enumerator obtained no report on a particular item is shown for the city totals only; however, the number "not reported" can easily be derived for each area in tables 2 and 3 by subtracting the number reporting from the total number of dwelling units (or total occupied).

Block identification.—A map or series of maps is included in this report showing block numbers for each block, number and letter designations for wards and block areas, and the names of principal streets.

Blocks are identified by serial numbers, a separate series of numbers being used for each ward or for a group of wards. Thus, the location of each block for which data are presented in table 3 may be determined by referring to the ward and block number shown on the map. Similarly, data for a specific block may be located in the table by reference to the map for the identification numbers of the ward and block.

In some cities "block areas" have been established to facilitate the numbering of blocks in groups of less than 1,000. This may cause a break in the sequence of block numbers within a ward. Where this occurs each part of the ward that is in a separate block area is distinguished on the map, and in the table the data are shown for blocks in numerical order within each block area section of the ward. When a boundary of a ward cuts through a block separating the block into segments, the statistics for each segment are tabulated in the ward in which it is physically located on the map. In such cases, to obtain the statistics for the entire block it is necessary to add the statistics for all segments.

If no dwelling units are reported for a block, the block number is not listed in table 3, although it is shown on the map. Dwelling units for which the block number was not reported are indicated in the table by the symbol "NR." Detailed data are not shown for such dwelling units, nor for blocks containing fewer than three dwelling units. Average monthly rent is not shown when the monthly rent was reported for fewer than three dwelling units. Average value is not shown when the value of one-dwelling-unit properties was reported for fewer than three dwelling units. All dwelling units are included, however, in the statistics for the city and for each ward.

Table 1.—CHARACTERISTICS OF HOUSING FOR THE CITY: 1950

Subject	Number	Percent	Subject	Number	Percent
OCCUPANCY AND TENURE			PERSONS PER ROOM		
All dwelling units.....	55,792	100.0	Occupied dwelling units.....	54,981	...
Owner occupied.....	21,193	38.0	Number reporting.....	54,649	100.0
Renter occupied.....	33,788	60.6	1.50 or less.....	53,669	98.2
Vacant nonseasonal not dilapidated, for rent or sale.....	408	0.7	1.51 or more.....	980	1.8
Other vacant and nonresident.....	403	0.7	Not reported.....	332	...
CONDITION AND PLUMBING FACILITIES			CONTRACT MONTHLY RENT		
All dwelling units.....	55,792	...	Renter-occupied, and vacant nonseasonal not dilapidated units, for rent—Number reporting.....	33,263	...
Number reporting.....	55,287	100.0	Total contract monthly rent..... dollars..	1,142,539	...
With private bath, not dilapidated.....	50,626	91.6	Average monthly rent..... dollars..	34.35	...
No private bath, with running water, not dilapidated.....	2,770	5.0	VALUE OF ONE-DWELLING-UNIT STRUCTURES		
No running water or dilapidated.....	1,891	3.4	Owner-occupied, ¹ and vacant nonseasonal not dilapidated units, for sale only—Number reporting.....	12,213	...
Condition or plumbing facilities not reported.....	505	...	Total value or sale price..... dollars..	129,461,500	...
No private bath or dilapidated.....	4,661	8.4	Average value..... dollars..	10,600	...
COLOR OF OCCUPANTS					
Occupied dwelling units.....	54,981	100.0			
White.....	54,552	99.2			
Nonwhite.....	429	0.8			

¹Restricted to 1-dwelling-unit properties.

Table 2.—CHARACTERISTICS OF HOUSING BY WARDS: 1950

Ward	All dwelling units by occupancy and tenure					All dwelling units by condition and plumbing facilities			Occupied dwelling units				Contract monthly rent ¹		Value ² of one-dwelling-unit structures	
	Total	Owner occupied	Renter occupied	Vacant nonseasonal not dilap., for rent or sale	Other vacant and nonresident	Number reporting	No private bath or dilap.	No running water or dilap.	Total	Persons per room		Occupied by non-white	Number reporting	Average monthly rent (dollars)	Number reporting	Average value (dollars)
										Number reporting	1.51 or more					
TOTAL	55792	21193	33788	408	403	55287	4661	1891	54981	54649	980	429	33263	34.35	12213	10600
1	5613	3532	1997	36	48	5577	110	34	5529	5507	45	2	1919	41.30	2722	11468
2	6101	3009	2990	40	62	6057	302	163	5999	5966	76	19	2932	34.77	2125	9530
3	6382	999	5250	65	68	6313	1522	762	6249	6215	302	270	5205	28.52	2133	7046
4	6401	2270	4058	34	39	6359	219	132	6328	6306	105	6	4015	28.71	922	7918
5	5348	1054	4256	22	16	5310	735	261	5310	5278	125	6	4212	24.73	212	5647
6	4961	2152	2781	10	18	4921	282	173	4933	4899	52	5	2701	30.61	985	7887
7	5505	2791	2657	28	29	5442	134	59	5448	5408	30	4	2589	36.60	1792	9145
8	4336	709	3553	47	27	4285	644	116	4262	4245	118	12	3541	38.69	104	9204
9	5714	2326	3264	65	59	5653	465	95	5590	5541	80	86	3206	38.77	1487	12488
10	5431	2351	2982	61	37	5370	248	96	5333	5292	47	19	2943	50.74	1651	14723

¹For renter-occupied dwelling units and vacant nonseasonal not dilapidated units, for rent.

²For owner-occupied dwelling units and vacant nonseasonal not dilapidated units, for sale only.

HOUSING-BLOCK STATISTICS

Table 3.—CHARACTERISTICS OF HOUSING FOR WARDS, BY BLOCKS: 1950

[Detailed statistics not shown for blocks containing fewer than 3 dwelling units, nor for dwelling units not allocated by blocks (designated by NR)]

Ward	Block	All dwelling units by occupancy and tenure				All dwelling units by condition and plumbing facilities			Occupied dwelling units			Contract monthly rent ¹		Value ² of one-dwelling-unit structures		
		Total	Owner occupied	Renter occupied	Vacant non-seasonal not dilap., for rent or sale	Other vacant and non-resident	Number reporting	No private bath or dilap.	No running water or dilap.	Total	Persons per room		Number reporting	Average monthly rent (dollars)	Number reporting	Average value (dollars)
											Number reporting	1.51 or more				
1	PART IN BLOCK AREA A															
	4	5	5			5	1		5	5					5	6,300
	5	3				3			8	8			4	31.75	3	9,000
	6	9	5		1	8	2		8	8			1		5	11,500
	7	2														
	8	7				7			7	7			2		4	8,875
	9	4	5			2			4	4			2		1	
	10	3	3			3	1	1	3	3					3	8,166
	11	3													1	
	12	2														
	13	1														
	15	1														
	16	2				3			2	2					1	
	17	6			1	6			6	6					4	6,125
	18	7			1	9			9	9				2		
	19	3				3	1		4	4		6	48.33			
	20	4	3			4			3	3		6	34.33	30	8,183	
	23	5				5	1		5	5					2	
	24	4				4	1		4	4					4	5,675
	25	3				3	2	1	3	3					3	4,666
	26															
	27	3				3			3	3					2	
	28	6				6			6	6					3	8,000
	29	14				14			21	21		1	34.33	10	7,350	
	30	3				3			3	3					3	8,166
	31	2				2			2	2	1	3	28.66	18	9,194	
	32	12				12			13	13		1		12	8,291	
	33	7				7			6	6				6	6,633	
	34	5			1	5			5	5	1	1		4	30,750	
	35	6				6	1		9	9	3	26	36.65	52	9,721	
	36	19				19			22	22		3	36.00	17	8,694	
	37	12				12			13	13		1		4	12,500	
	38	12				12			15	15		2		8	7,625	
	39	4				4			4	4				3	6,000	
	40															
	41	9				9			11	11				2	8	7,125
	42	8			1	8	1		10	10				6	10,750	
	43	5				5	1		5	5				3	5,500	
	45	17				17			23	23		6	35.66	13	9,538	
	46	13				13			14	14				13	9,961	
	47	8				8			26	26		18	43.83	2		
	48	7				7			7	7	1	2		3	7,500	
	49	10				10			12	12		2		8	12,437	
	50	4				4			4	4				4	7,425	
	51	2														
	57	2				2			5	5		3	41.00	1		
	58	5				5			6	6		1		5	8,600	
	59	26				26			36	36		9	38.11	22	9,272	
	60															
	61	8				8			8	8				8	8,562	
	62	10				10			18	18		8	38.12	9	11,166	
	63	3				3			3	3		2				
	64	4				4			4	4				4	8,500	
	65	19				19			33	33	2	14	35.78	13	8,307	
	66	24				24	1		25	25		1		23	9,304	
	81	43				43			51	51		8	38.25	40	10,450	
	82	6			1	6			8	8		2		5	7,400	
	84	6				6			12	12		6	33.33	3	8,500	
	86	3				3			8	8		4	32.25	3	7,500	
	87	11				11			33	33		22	32.54	5	10,500	
	88	6				6			10	10		4	34.25	3	11,833	
	89	9				9			25	25		16	26.62	5	9,500	
	90	10			1	10			18	18		8	27.50	9	8,944	
	91	31				31			49	49	1	18	31.50	23	9,739	
	92	8				8			26	26		17	32.88	6	7,333	
	93	10				10			19	19		9	30.88	5	5,620	
	94	37				37			55	55	1	20	31.70	26	8,057	
	95	9				9			12	12		2		6	7,116	
	96	7				7			8	8		1		6	9,666	
	123	55				55			84	84		26	44.03	45	10,444	
	124	23			1	23	1		49	49	2	26	32.11	17	10,235	
	126	6				6			12	12		5	34.60	1		
	127	1				1			5	5		1		3	9,166	
	129	1				1			3	3		2				
	130	6				6			7	7		1		5	7,000	
	131	3				3			6	6		3	33.00	1		
	132	9				9			14	14		5	46.60	5	8,300	
	133	8				8			10	10		2		4	7,500	
	134	5				5			9	9		4	33.75	4	5,500	
	135	5				5			15	15		10	45.20	2		
	136	2				2			8	8		7	26.42			
	137	6				6			10	10		4	33.00	3	9,333	
	138	18				18			25	25		7	32.14	12	7,125	
	139	30			10	30			175	175	1	29	45.58	137	9,538	
	140	15				15			15	15				13	7,500	
	141	1				1			6	6		4	36.75	1	8,750	
	142	8				8			9	9		1		8	8,750	
	143	21				21			27	27		5	40.00	19	11,236	

¹For renter - occupied dwelling units and vacant nonseasonal not dilapidated units, for rent.
²For owner - occupied dwelling units and vacant nonseasonal not dilapidated units, for sale only.

Table 3.—CHARACTERISTICS OF HOUSING FOR WARDS, BY BLOCKS: 1950—Con.

Ward	Block	All dwelling units by occupancy and tenure					All dwelling units by condition and plumbing facilities			Occupied dwelling units			Contract monthly rent ¹		Value ² of one-dwelling-unit structures		
		Total	Owner occupied	Renter occupied	Vacant non-seasonal not dilap. for rent or sale	Other vacant and non-resident	Number reporting	No private bath or dilap.	No running water or dilap.	Total	Persons per room		Occupied by non-white	Number reporting	Average monthly rent (dollars)	Number reporting	Average value (dollars)
											Number reporting	1.51 or more					
1	144	13	11	2		13			13	13			1		9	9,944	
	145	40	37	2		39			39	38			1		37	10,635	
	146	6	5		1	6			6	6					6	8,583	
	147	5	5			5			5	5					5	6,900	
	148	11	9	2		11			11	11			2		9	7,500	
	149	6	5	1	1	6	4	1	6	6	2		9	47.55	48	8,183	
	150	2	2			2			2	2					2	7,000	
	151	8	8			8			8	8					8	8,483	
	152	20	18	2		20			20	20			2		18	9,650	
	153	21	19	2		21			21	21	1		2		18	11,083	
	154	55	39	16		55			55	55	1		15	38.20	30	14,625	
	155	22	17	5		22			22	22			4	41.75	12	12,177	
	157	60	38	22		60			60	60			22	51.68	31	8,875	
	158	7	5	2		7			7	7			2		4	9,000	
	159	9	9	1		9			9	9					4	10,875	
	160	4	4			4			4	4					4	5,533	
	161	1	1			1			1	1					1	5,107	
	163	18	16	2		18			18	18			2		15	6,575	
	164	17	15	2		17			17	17	1		2		14	5,387	
	165	13	13			13			13	13					12	5,500	
	166	16	16			16			16	16					16	9,012	
	167	4	4			4			4	4					4	7,400	
	168	10	9	1		10			10	10			1		8	8,866	
	169	5	5			5			5	5					5	8,125	
	171	16	15	1		16			16	16					15	8,000	
	172	7	7	2		7			7	7			1		4	8,223	
	173	7	8	1		9			9	9			1		8	7,481	
	174	16	15	1		16			16	16			1		13	8,166	
	175	13	12	1		13			13	13			1		11	6,854	
	176	3	3			3			3	3					3	3,166	
	177	7	3	4		7	1		6	6			3	31.66	1	6,254	
	178	35	32	3		34		1	35	34	1		2		31	7,142	
	181	4	4			4		2	4	4			3	283.3	7	3,366	
	182	32	18	14		32			32	32			12	3,125	2	7,500	
	183	22	16	6		22			22	22			16	2,980	3	9,212	
	184	3	3			3			3	3			5		3	8,531	
	185	19	18	1		19			19	19			1		16	9,552	
	186	10	8	2		10			10	10			4	31.00	19	9,670	
	187	23	23			23			23	23			1		23	4,200	
	188	15	12	3		15			15	15			3		10	4,700	
	189	23	15	6	1	23			21	20			5	47.00	13	10,769	
	190	14	8	6		14			14	13			3	49.00	7	10,500	
	191	20	17	3		20			20	20			3	66.66	14	13,164	
	203	1	1			1			1	1					1	8,785	
	219	1	1			1			1	1					1	11,300	
	222	2	2			2			2	2					2	12,375	
	224	4	3	1		4	1		4	4					4	9,181	
	225	23	17	6		23		3	23	23			6	35.66	27	8,785	
	226	4	4			4			4	4					4	11,300	
	227	39	33	5		39		1	38	38			5	30.20	27	12,375	
	266	39	33	5		39		1	38	38			5	30.20	27	9,181	
	268	65	46	17		65			63	63			16	42.87	37	9,505	
	269	22	19	3		22			19	19					19	14,294	
	270	6	5	1		6			6	6			1		5	9,900	
	272	1	1			1			1	1					1	9,900	
	273	7	4	3		7			7	7			3	33.00	4	10,125	
	274	7	7			7			7	7					7	9,053	
	275	42	23	19		42			42	42			19	30.42	15	9,053	
	276	29	13	16		29			29	29			16	16.43	6	11,416	
	277	47	31	16		47			47	47			3	29.58	5	9,400	
	278	3	3			3			3	3					3	3,300	
	279	34	2	32		34			34	34			3	33.15	3	3,315	
	280	17	13	4		17			17	17			4	40.00	12	8,041	
	281	13	11	2		13			13	13					7	8,071	
	282	8	7	1		8			8	8			1		7	7,285	
	283	6	6			6			6	6					6	7,000	
	284	16	9	6	1	16			15	15			6	36.00	10	7,500	
	285	13	11	2		13			13	13					10	7,500	
	286	78	17	61		78			77	77			5		10	7,500	
	287	10	10			10			10	10			10	31.01			
	288	1	1			1			1	1					1	3,000	
	289	25	11	14		25			25	24			13	31.76			
	290	52	6	46		52			52	52			45	31.06	1		
	292	20	3	17		20			20	20			11	34.66			
	293	20	4	16		19			20	20			10	31.06			
	294	15	4	11		15			15	15			10	30.40	4	10,500	
	295	11	4	7		11			11	11			6	36.16	2		
	296	19	12	7		19			19	19			6	35.00	11	9,954	
	298	7	6	1		7			7	7			1		6	14,000	
	307	115	63	51		115			114	114			50	43.18	35	9,314	
	308	8	8			8			8	8					8	11,125	
	309	11	11			11			11	11					11	9,000	
	310	21	21			21		2	21	21					21	9,214	
	311	15	13	2		15			15	15			6	55.00	12	9,375	
	312	49	43	6		49			49	48			4	68.75	42	9,476	
	313	51	46	4		51	1		50	50			4	68.75	42	11,488	
	314	97	63	29	4	97	1		92	88			32	53.93	41	11,280	
	318	6	4	2		6			6	6			2		3	14,166	
	319	4	3	1		4			4	4			1		2		

¹For renter - occupied dwelling units and vacant nonseasonal not dilapidated units, for rent.
²For owner - occupied dwelling units and vacant nonseasonal not dilapidated units, for sale only.

HOUSING-BLOCK STATISTICS

Table 3.—CHARACTERISTICS OF HOUSING FOR WARDS, BY BLOCKS: 1950—Con.

Ward	Block	All dwelling units by occupancy and tenure					All dwelling units by condition and plumbing facilities			Occupied dwelling units				Contract monthly rent ¹		Value ² of one-dwelling-unit structures	
		Total	Owner occupied	Renter occupied	Vacant non-seasonal not dilap., for rent or sale	Other vacant and non-resident	Number reporting	No private bath or dilap.	No running water or dilap.	Total	Persons per room		Occupied by non-white	Number reporting	Average monthly rent (dollars)	Number reporting	Average value (dollars)
											Number reporting	1.51 or more					
1	320	2							3	3			3	26.66			
	323	3							71	71			52	34.01	1		
	324	71	19					1	45	45			38	30.50			
	325	45	7						81	81			81	33.97	8	9.812	
	327	111	25		1	2	111	2	108	108		3	11	28.45			
	328	15	4						15	15			8	38.25	2		
	329	14	6						14	14			16	39.37	13	10.938	
	330	41	23						41	41			31	37.77	16	81.25	
	331	70	36			1	70		20	20			12	35.41	2		
	332	20	8						8	8			4	46.75	3	10.333	
	333	8	4						8	8			1	7.916	6		
	334	8	7						8	8			7	9.062	8		
	335	9	9						9	9			1	7.500	6		
	336	23	16						23	23			6	33.16	9	8.833	
	337	18	12					1	18	18			18	32.66	4	11.000	
	338	34	15					1	34	33		1	23	36.21	5	9.000	
	339	39	16						39	38			27	31.59	4	9.500	
	340	41	13					1	41	40			26	32.07	8	8.337	
	341	44	18						44	43			15	41.26	6	8.583	
	342	32	16		1		32		31	31		1	9	34.88	4	8.125	
	343	21	11		10		21		21	21			3	31.00	4	9.500	
	344	9	6				9		9	10		1	3	31.66	5	8.000	
	345	10	7				10		10	12			9	24.11	1		
	346	12	3				12		12	12			5	26.00	6	3.916	
	347	14	6				14		11	11			1	18.25	4	5.100	
	348	7	4				7	3	5	5			4	29.25	5	5.400	
	349	11	5				11	2	6	6			1	33.50	11	41.81	
	350	6	5				6		6	23		1	10	2	7	8.428	
	351	25	13		10		25	6	12	12			17	10.441	17	11.466	
	352	12	10		2		12		8	8			2	22	17	12.529	
	353	36	27		8		36		35	33			7	45.00	1		
	354	85	65		18	2	85		81	83			19	48.00	51	10.441	
	355	46	23		22	1	46		45	45			2	34.00	17	12.529	
	356	16	9		7		16		16	16			7	43.71	6	9.333	
	357	16	9		7		16		16	16			13	37.69	4	8.500	
	358	21	8		13		20		21	21			3	45.90	71	13.714	
	359	129	95		34		126	1	129	129		1	4	73.75	15	16.733	
	360	22	17		5		22		22	22			21	51.76	3	14.666	
	361	35	12		22		35	2	34	34							
	362	2															
	363	14	14				14		14	14					14	27.250	
	364	11	10		1		10		11	10			7	62.42	9	33.055	
	365	27	19		7		26		26	26					9	21.466	
	366	6	6				6		6	6					6	23.333	
	367	23	15		6		22		21	23			5	76.00	8	20.437	
	378	50	12		37	1	50	7	49	49			3	23.81	7	8.857	
	379	117	1		114	1	117	3	115	114			115	88.19	1		
	423	15	4		11		15		15	15			1	32.27	1		
	424	22	6		16		22		22	22			1	36.75	1		
	425	50	14		36		50	1	50	50			3	36.85	2		
426	32	12		20		32	3	32	32			19	31.47	3	7.500		
427	22	13		9		22		22	22			9	31.88	6	8.500		
428	28	10		18		28		28	28			18	39.11	2			
429	11	5		6		11		11	11			6	52.50	3	8.533		
1	PART IN BLOCK AREA B																
	1	32	28		2	1	1	32	2	1	30	30		2	26	10.253	
	10	1						27	27				7	36.71	13	9.576	
	15	27	18		9			11	11				10	16.700	10	16.700	
	78	11	11					5	4				5	7.000	5	7.000	
	79	5	6					6	6				6	9.000	6	9.000	
	80	6	6					4	4				4	7.750	4	7.750	
	81	4	4					26	26				25	8.300	25	8.300	
	83	26	26					27	27				22	9.272	22	9.272	
	84	27	23		4												
	85	1															
	86	3	3						3	3					3	6.166	
	87	15	14		1		15		15	15			1	9.130	13	9.130	
	88	13	12		1		13		13	13			1	11.36	11	11.36	
	89	11	11				11		11	11			1	8.437	8	8.437	
	90	46	43		3		45		46	45			2	19.194	36	19.194	
	91	16	13		3		16		16	16			3	66.56	12	11.300	
	92	12	12				12		12	12					12	9.785	
	93	17	14		2		17		16	16			2	12.772	11	12.772	
	94	5	5				5		5	5					5	23.000	
	95	54	49		5		54		54	54			5	62.20	46	18.226	
	96	41	39		1		40		40	40			1	14.966	38	14.966	
	97	17	17				16		17	17					16	20.062	
	98	47	43		4		47		47	47			3	44.00	42	20.547	
	99	20	18		2		20		20	20			2	25.058	17	25.058	
157	11	11				11		11	11					11	24.818		
158	10	10				10		10	10					10	29.200		
159	8	7		1		8		7	7					7	37.142		
160	12	11		1		12		12	12					11	27.363		
161	6	3		2		6		5	5					4	38.760		
162	6	3		1		6		5	5			2	4	42.000	4	42.000	
163	41	40		1		41		40	39					39	24.225		

¹For renter - occupied dwelling units and vacant nonseasonal not dilapidated units, for rent.
²For owner - occupied dwelling units and vacant nonseasonal not dilapidated units, for sale only.

Table 3.—CHARACTERISTICS OF HOUSING FOR WARDS, BY BLOCKS: 1950—Con.

Ward	Block	All dwelling units by occupancy and tenure					All dwelling units by condition and plumbing facilities			Occupied dwelling units			Contract monthly rent ¹		Value ² of one-dwelling-unit structures			
		Total	Owner occupied	Renter occupied	Vacant non-seasonal not dilap., for rent or sale	Other vacant and non-resident	Number reporting	No private bath or dilap.	No running water or dilap.	Total	Persons per room		Occupied by non-white	Number reporting	Average monthly rent (dollars)	Number reporting	Average value (dollars)	
											Number reporting	1.51 or more						
1	165	4	4						4	4					4	22,750		
	166	22	20	2					22	22			2		17	18,264		
	167	20	9	11					20	20			11	37.72	8	10,937		
	168	12	5	7					12	12	1		6	561.6	1			
	169	18	11	7					18	18			7	59.00	6	13,166		
	170	18	14	4					18	18	1		2		9	15,777		
	172	9	8	1					9	9	1		1		7	42,285		
	173	3	2	1					3	3			1		2			
	174	1													2			
	175	3	2	1					3	3					2			
	177	51	13	37		1			50	49			34	59.64	6	27,500		
	178	24	12	10	2				24	21	1		10	82.70	9	17,888		
	2	PART IN BLOCK AREA A																
		22	16	13	2	1			16	15	15			2		12	8,083	
		23	34	28	6				34	34	33			4	51.75	21	8,785	
		24	20	17	2		1		20	19	19			1		14	7,750	
		25	4	4					4	4	4					4	6,750	
26		39	36	3				39	39	39			3	363.3	33	8,909		
27		30	22	8				30	30	30			8	50.00	17	8,823		
28		6	2	4				6	6	6			4	44.00	4			
29		16	13	2		1		16	15	14			2		12	10,950		
30		9	8					9	8	8					7	10,714		
31		44	43	1		1		44	43	42			1		43	10,367		
32		39	39					38	39	39					38	9,736		
33		8	8					8	8	8					6	11,666		
34		1						1	1	1					9	12,111		
35		9	5	4				9	5	5					4	9,500		
36		6	5	1				6	6	6					4	8,275		
37		28	25	1		1		28	27	27			1		26	9,146		
38		34	29	5				34	34	34			5	43.60	26	9,423		
39		23	22	1				23	23	23			1		21	9,904		
40		15	12	3				15	15	15			3	46.00	9	11,444		
41		13		13				13	13	13			11	39.36	20	11,000		
42		29	22	7				29	29	29			7	48.00	16	10,562		
43		16	16					16	16	16					15	9,633		
44		18	17	1				18	18	18			1		18	8,972		
45		20	18	2		2		20	18	18			2		19	9,473		
46		23	21	2				23	23	23					13	9,938		
47		13	13					12	13	13			1		6	9,000		
48		7	6	1				7	7	7					7	8,857		
49		7	7					7	7	7					11	10,136		
50		11	11					11	11	11					5	8,400		
51		5	4	1				5	4	4					3	9,500		
52		4	3	1				4	3	3					4	8,000		
53		6	5	1		1		6	5	5					5	9,900		
54		2		2				2	2	2					1			
55		3	3					3	3	3					3	9,666		
56		7	7					7	7	7					6	8,416		
57		15	11	2		2		15	13	12			2		11	10,454		
58		19	16	2		1		19	18	18			3	49.33	13	9,115		
59		22	20	2				22	22	22			2		19	9,742		
60		11	13	1		1		15	14	14			1		13	10,076		
61		14	14					15	15	15			1		13	10,846		
62		26	20	6				26	26	26			5	60.20	17	11,235		
63		19	13	6				19	19	19			6	49.16	8	12,937		
64		21	20	1				21	21	21			1		15	11,266		
65		27	25	2				27	27	27			2		22	11,000		
66		16	16					16	16	16					16	9,812		
67		13	12	1		1		14	13	13			1		10	9,950		
68	30	17	13				30	30	30			13	54.61	14	10,214			
69	37	35	2				36	37	37			35	55.00	1				
70	45	2	43				44	45	45			42	55.00	1				
71	33	2	31				33	33	33			31	55.00	2				
72	1						1	1	1					9	6,944			
73	11	10	1				11	10	10			1		12	9,625			
74	12	12			1		12	12	12					5	9,420			
75	5	4					5	4	4					4	9,750			
76	6	4	2		2		6	4	4			3	32.66	14	10,714			
77	20	16	4				20	19	19			4	46.75	12	13,721			
78	22	17	5		1		22	21	21			4	60.00	22	12,850			
79	26	23	3				26	26	26			3	64.50	22	12,853			
80	23	19	4				23	23	23			4		15	11,563			
81	28	24	4		1		28	27	27			2		22	12,000			
82	22	22					22	22	22					22	12,500			
83	15	15					15	15	15					14	12,500			
84	60	59	1				60	60	60			1		53	11,288			
85	2						2	2	2					4	8,025			
86	4	4					4	4	4					2				
87	3	2	1				3	3	3									

¹For renter - occupied dwelling units and vacant nonseasonal not dilapidated units, for rent.
²For owner - occupied dwelling units and vacant nonseasonal not dilapidated units, for sale only.

HOUSING—BLOCK STATISTICS

Table 3.—CHARACTERISTICS OF HOUSING FOR WARDS, BY BLOCKS: 1950—Con.

Ward	Block	All dwelling units by occupancy and tenure					All dwelling units by condition and plumbing facilities			Occupied dwelling units			Contract monthly rent ¹		Value ² of one-dwelling-unit structures	
		Total	Owner occupied	Renter occupied	Vacant non-seasonal not dilap., for rent or sale	Other vacant and non-resident	Number reporting	No private bath or dilap.	No running water or dilap.	Total	Persons per room	Occupied by non-white	Number reporting	Average monthly rent (dollars)	Number reporting	Average value (dollars)
2	221	1							7	7				6	7,916	
	222	2							4	4				4	8,375	
	227	7	6						5	5				4	7,750	
	228	4							5	5				8	8,437	
	229	5							30	30						
	233	31				1		1	168	167		168	55.00			
	235	168							5	5			30.00			
	236	5							24	24				4	6,625	
	238	24							5	5				21	6,261	
	239	14							12	12	2			12	5,916	
	243	9							7	7					7	8,571
	244	4							3	3					3	9,333
	245	6				1			5	5					6	6,500
	246	5							5	5					5	6,700
	247	5							5	5					5	7,000
	248	9							9	9	1				8	7,312
	249	18							18	18					12	7,875
	250	18							18	18					5	9,200
	251	5							5	5					1	
	252	14							14	14					4	9,616
	253	1							9	9					2	10,425
	254	9							6	6					5	8,900
	255	7							8	8					6	11,166
	257	8							6	6					6	11,500
	258	6							3	3					3	9,500
	259	3							5	5					5	13,800
	260	5							5	5					50	12,240
	261	72							72	72					12	32.58
	262	1							1	1					3	51.66
	263	40							40	39					3	15,185
	299	28							28	28					1	24
	300	20							19	20					7	13,479
	301	13							12	13					6	12,775
	302	30							30	29					5	10,800
	303	1							14	14					5	13,000
	304	14							10	10					14	14,428
	305	10							16	16					9	13,722
	306	17							34	32					8	14,875
	400	34							32	32					7	7,714
	401	33				1			33	32					1	
	402	29							29	29					21	41,119
	403	9							29	29					20	34,600
	404	11							17	17					5	32,220
	405	9							17	16					8	38,225
	406	14							14	14					6	43,333
	407	19							19	19					9	45,666
	408	25							24	24					16	35,566
	409	27							26	26					18	36,388
	410	27							27	27					20	40,700
	411	68							67	67					48	32,889
	414	19				1			68	67					1	
	415	67							67	67					45	39,200
	416	49							48	48					34	38,888
	417	17							17	17					10	33,700
	418	5							5	5					5	9,120
	419	28							28	28					12	39,911
	420	18							18	18					7	31,000
	421	31							30	30					20	38,555
	422	41							39	39					26	38,699
	430	45							45	45					22	49,500
	431	18							18	18					8	11,375
	432	24							23	23					18	35,722
	433	4							10	10					4	56,500
	434	38							38	38					27	30,111
	435	3							3	3					18	33,833
	436	3							2	2					10	8,570
	437	4							4	4					3	1,316.66
	438	33							33	33					2	
	439	7							7	7					10	12,625
	440	16							16	16					1	12,083
	441	16							15	15					6	12,083
	443	5							5	5					7	10,071
	444	4							4	4					2	
	445	10							10	10					2	10,875
	446	6							6	6					2	10,666
	447	3							2	2					3	
	448	1							1	1					1	
	450	18							18	18					6	9,222
	451	17							17	16					4	9,000
	452	8							8	8					7	9,500
	453	1							1	1						
	454	2							5	5					3	10,000
	455	5							6	4					3	9,833
	457	6							9	9					7	10,928
	458	9							9	9					1	
	459	3							3	3					3	9,333
	460	5							5	5					5	12,200
	461	5							5	5						

¹For renter - occupied dwelling units and vacant nonseasonal not dilapidated units, for rent.
²For owner - occupied dwelling units and vacant nonseasonal not dilapidated units, for sale only.

Table 3.—CHARACTERISTICS OF HOUSING FOR WARDS, BY BLOCKS: 1950—Con.

Ward	Block	All dwelling units by occupancy and tenure					All dwelling units by condition and plumbing facilities			Occupied dwelling units			Contract monthly rent ¹		Value ² of one-dwelling-unit structures	
		Total	Owner occupied	Renter occupied	Vacant non-seasonal not dilap., for rent or sale	Other vacant and non-resident	Number reporting	No private bath or dilap.	No running water or dilap.	Total	Persons per room		Number reporting	Average monthly rent (dollars)	Number reporting	Average value (dollars)
											Number reporting	1.51 or more				
2	462	12	7	2	3	12			9	9		2		9	8,900	
	463	6	5		1	6			5	5				6	7,616	
	464	3	3			3			3	3				3	8,700	
	465	3	3			3			3	3				3	8,533	
	466	3	3			3			3	3				3	8,833	
	468	11	10	1		11			11	11		1		10	10,150	
	472	3	2	1		3			3	3				1		
	474	2	4			2			5	5		1		4	8,950	
	476	5	4	1		5			17	17	1	4	45.00	11	9,845	
	477	17	13	4		17			12	12				12	8,683	
	478	12	12			12			2	2				3	9,833	
	479	3	2		1	3			10	10		3	36.00	5	8,700	
	480	11	7	3		11			19	19		1		17	8,647	
	481	19	17	2		19			145	145	3	130	29.91	9	5,733	
	482	14	15	13	1	14	6	1	16	16	1	6	32.66	7	4,500	
	484	16	9	7		16			3	3				2		
	485	2	3			2			7	7		3	45.33	3	5,000	
	487	3	3			3			6	6		2		3	7,333	
	488	7	4			7	1	1	17	16	2	5	31.00	10	4,070	
	489	6	3	3		6			6	6		1		6	4,866	
	490	17	12	5		17	3	1	6	6				5	5,420	
	491	6	6			6			9	9				9	6,955	
	492	6	5	1		6			9	9				9	6,833	
	493	9	9			9			3	3				3		
	494	3	3			3			5	5		1		3	3,666	
	495	2	5			2			3	3						
	496	5	4	1		5			3	3		1		2		
	497	1	2	1		1			3	3						
	498	3				3			3	3						
	499	1				1			3	3						
	500	3	1	2		3	2		13	13	1	4	22.00	6	8,416	
	501	2	2			2			4	4		2				
	503	13	9	4		13	6	2	4	4		4				
	506	4	4			4			4	4		4	49.00			
	507	4	4			4			7	7		6	36.50			
	509	7	1	6		7			9	9		7	32.00			
	510	9	2	7		9	1	1	9	9		8	29.87			
	511	9	8			9			16	16		10	30.90	2		
	512	16	5	11		16			6	6		4	30.48	2		
	513	6	2	4		6			11	11		6	29.33	2		
	514	12	5	6		12	1	1	4	4		3	27.00	6		
	515	4	19	30		4	3	3	49	49		30	27.00	1	9,750	
	516	7	10	22	1	7			29	27		22	29.31	1		
	517	4	3	31		4			43	43		31	28.38	1		
	518	6	7	54		6	34	33	67	67	3	54	26.03			
	519	4	0	29		4			40	40	2	28	26.75	2		
	520	3	9	26		3			39	39		25	26.00	4	8,750	
	521	2	9	19		2			28	28		9	26.84	4	7,000	
	522	9	4	5		9			9	9		2		2		
	523	64	17	47		64	1	1	64	61		46	25.71	4	8,250	
	524	46	12	34		46	7	5	46	46	1	34	23.76	1		
	525	58	13	44		58	22	21	57	56	2	43	24.95	1		
	526	117	21	96		117	3		117	116	1	96	25.13	2		
	527	60	17	43		60			60	60		43	29.95	10	9,250	
	528	37	16	20		37			36	36		21	28.90	4	7,000	
	529	15	5	10		15			15	15		10	46.90			
	530	39	5	30	2	39	3	3	35	35	1	32	36.34			
	531	36	10	26		36	2	1	36	36		25	38.72	1		
	532	8	4	4		8	1		8	8		4	40.50	2		
	533	14	4	10		14	1		14	14		10	40.30	1		
	534	18	3	15		18	4		18	18	3	15	52.00			
	535	44	6	34		44	7		40	40	2	36	48.36	1		
	536	53	8	44	4	52	2		52	52		43	47.16	1		
	537	51	9	41	1	51	4	1	50	50		39	44.76	1	10,333	
	538	50	13	36		50	3		49	48	1	35	38.71	1		
	539	52	10	42		52			52	52	2	37	38.27	4	12,500	
	540	47	11	36		46	2		47	46		35	27.97	2		
	541	51	6	44		51			50	50		43	25.79			
	542	32	3	27	1	31			30	30	1	26	26.61	1		
	543	31	8	23		30	1		31	31	1	22	29.66			
	544	169	24	144	1	166	44	15	168	168	12	140	32.23	1		
	545	32	2	30		32			32	32		30	25.83	1		
	546	22	3	18	1	21			21	20		17	27.17			
2	PART IN BLOCK AREA D															
	3	19	9	10		19			19	18		10	37.00	2		
	4	29	12	17		29			29	29		16	41.37	8	7,875	
	5	27	19	8		26	2		27	27		8	32.50	13	7,846	
	6	19	12	7		18	2	2	19	19		7	37.42	9	7,800	
	7	38	20	18		37			38	37		18	37.83	10	8,450	
	8	30	14	15	1	30			29	29		15	33.33	8	7,625	
	9	59	29	30		56	1	1	59	59		30	34.73	15	7,950	
	25	9	3	6		9			9	9		6	28.16	2		
	27	118	29	88		118	10	7	117	117	2	87	26.44	4	5,000	
	28	16	3	13		16			16	16		12	26.08	1		
	29	36	8	28		36			36	36		28	24.46	1		

¹For renter - occupied dwelling units and vacant nonseasonal not dilapidated units, for rent.
²For owner - occupied dwelling units and vacant nonseasonal not dilapidated units, for sale only.

HOUSING—BLOCK STATISTICS

Table 3.—CHARACTERISTICS OF HOUSING FOR WARDS, BY BLOCKS: 1950—Con.

Ward	Block	All dwelling units by occupancy and tenure					All dwelling units by condition and plumbing facilities			Occupied dwelling units			Contract monthly rent ¹		Value ² of one-dwelling-unit structures		
		Total	Owner occupied	Renter occupied	Vacant non-seasonal not dilap., for rent or sale	Other vacant and non-resident	Number reporting	No private bath or dilap.	No running water or dilap.	Total	Persons per room		Occupied by non-white	Number reporting	Average monthly rent (dollars)	Number reporting	Average value (dollars)
											Number reporting	1.51 or more					
2	30	41	6	33	2												
	31	21	10	11		38	8	6	39	39	6	4	35	219.4			
	32	21	8	13		21	2		21	21	2	3	11	226.54	3	4.833	
	33	73	6	67		21			21	21			13	28.69	1		
	91	1				72	3		73	71	3	3	64	28.64			
	181	5	5			5			5	5						4	9.750
	182	17	8	9		16			17	17	1		9	32.00	3	22.666	
	183	49	37	12		49	1	1	49	48			12	36.50	27	7.518	
	184	13	11	2		13			13	13			2		9	7.277	
	185	39	34	5		39			39	38			5	37.00	28	8.428	
	186	17	13	4		17			17	17			4	58.75	10	8.700	
	187	44	17	23		43	7	2	40	40			21	49.47	15	8.300	
	188	2															
	189	19	12	7		19	1	1	19	19	1		7	35.85	9	8.166	
	190	9	7	2		9			9	9	1		2		4	7.750	
	191	28	11	17		28			28	28			17	33.29	5	6.600	
	192	34	21	13		33			34	34			12	33.08	12	8.250	
	193	20	11	8		20			19	19			8	29.62	6	7.166	
	194	17	10	7		17			17	17			7	31.42	6	7.750	
	195	8	5	3		8			8	8			3	39.33	3	11.166	
	196	2															
	197	12	10	2		12			12	12			2		9	10.277	
	198	15	10	5		15	1	1	15	15			5	35.00	6	9.833	
	200	18	17	1		18			18	18			1		16	7.643	
	207	1															
	208	4	4			4			4	4						4	6.000
	209	9	7	2		9	1	1	9	9			2		6	8.333	
	210	12	10	2		12			12	12			2		8	8.750	
	211	4	4			4			4	4			4		4	9.750	
	212	6	3	1		6			4	4			1		3	8.666	
	213	11	10	1		11			11	11			1		8	7.875	
	214	7	6	1		7			7	7			1		4	8.875	
	215	5	3	2		5			5	5			2		2		
	364	59	44	12	1	59	10	8	56	56			13	37.30	39	7.235	
	368	49	21	19		49	15	10	40	40	4	4	19	34.89	18	5.683	
	369	8	8			8			8	8			7		7	6.857	
	370	10	8	2		10			10	10			2		8	6.250	
	371	5	4	1		5			5	5			1		4	6.000	
	372	9	5	4		9	3	3	9	9	2		4	29.50	5	6.000	
	373	18	8	10		18	7	5	18	18			9	33.00	4	3.500	
374	13	11	2		13	2	1	13	13			2		8	6.875		
375	27	18	8		27	2	1	26	26			8	37.00	18	7.388		
579	39	28	10	1	39	1		38	38			9	28.11	23	9.347		
580	10	10			10			10	10	1		9		10	13.300		
581	33	28	4		33			32	32			2		26	9.576		
582	8	8			8			8	8					8	1.5500		
583	1																
584	3				2			3	2						2		
585	6	6			6			6	6					6	9.166		
586	24	21	3		24			24	24	1		2		20	8.475		
587	27	25	2		27			27	27			2		25	9.100		
588	2																
801	7	6	1		7			7	7			1		6	9.666		
802	6	5	1		6			6	6					3	9.000		
803	8	7	1		8	4	3	7	7	1		7		7	5.000		
804	18	10	7		18	2	1	17	17	1		7	19.71	10	5.900		
3	PART IN BLOCK AREA A																
	370	6	2	4		6			6	6			4	72.50	2		
	371	7	2	4		7			6	6			4	32.50	1		
	372	10	10			10			10	10			10	84.30			
	374	17	1	16		17	7	2	17	17			16	18.43			
	376	56	6	50		56	30	25	56	56			50	21.76	2		
	377	25	5	20		25	4	2	25	25	3		19	19.73			
	381	17	4	13		17	2		17	17	2		13	33.15	2		
	382	13	2	11		13			13	12			11	35.45	2		
	383	4	3	1		4			4	4			1		2		
	384	63	30	33		63	10	7	63	63	1		26	24.53	18	5.000	
	385	9		9		9			9	9			9	23.66			
	387	8	4	3		8			7	7			4	21.25			
	388	35	13	22	1	35	3	2	35	35			22	25.18	7	5.000	
	389	66	21	44		66	13	5	65	65	2		44	21.40	9	4.977	
	390	34	11	23		34	4	2	34	34	1		22	24.72	3	4.666	
	391	2															
	392	29	7	22		29	16	6	29	29	6		21	18.09			
	393	45	8	32	2	45	25	20	40	39	4		32	18.46	3	3.000	
	394	4	1	3		4			4	4			3	20.00			
	395	38	7	31		37			38	38			30	29.20			
	396	64	6	58		61	28		64	63	2		57	38.22			
	397	62	10	51	1	60	2	2	61	59	1		51	29.56			
	398	33	9	23	1	33			32	32			24	32.33			
	399	21	6	15		21			21	21	1		13	30.61	2		
	411	74	17	52	5	70			69	67	1		57	41.01	6	8.583	
	412	46	10	36		46			46	46			36	28.75			
413	61	13	46	2	61	6		59	59			46	31.17	3	5.400		
547	54	6	48		54	1		54	53			48	42.37				
548	9		9		9			9	9			9	29.22				

¹For renter - occupied dwelling units and vacant nonseasonal not dilapidated units, for rent.
²For owner - occupied dwelling units and vacant nonseasonal not dilapidated units, for sale only.

Table 3.—CHARACTERISTICS OF HOUSING FOR WARDS, BY BLOCKS: 1950—Con.

Ward	Block	All dwelling units by occupancy and tenure					All dwelling units by condition and plumbing facilities			Occupied dwelling units			Contract monthly rent ¹		Value ² of one-dwelling-unit structures		
		Total	Owner occupied	Renter occupied	Vacant non-seasonal not dilap. for rent or sale	Other vacant and non-resident	Number reporting	No private bath or dilap.	No running water or dilap.	Total	Persons per room	Occupied by non-white	Number reporting	Average monthly rent (dollars)	Number reporting	Average value (dollars)	
3	550	17		17			17	1	1	17	17		17	415.2			
	551	15		15			14	9	9	15	15	3	15	184.6			
3	PART IN BLOCK AREA B																
	179	18	5	12		1	1	18	1	17	16		12	612.5	3	21,333	
	180	7	1	5			7	1	1	6	5		4	537.5			
	183	1															
	184	17	4	13			17	2		17	16		13	600.7	3	17,000	
3	PART IN BLOCK AREA C																
	1	1															
	2	15		12		1	8	2		15	10		14	14	1	13	
	3	86	9	67			86	46	2	76	76	7	4	74	564.6	4	7,750
	4	63	11	51			63	30	10	62	62	4		51	547.4	4	12,500
	5	41	10	28		1	41	1		38	38			30	471.3	3	13,000
	6	93	10	79		4	93	18	1	89	89	1		79	528.3	3	
	29	51	1	50			51	2		51	51			48	395.3		
	30	46	3	43			46	33	20	46	46	3		42	672.2		
	31	27	1	26			27	27	15	27	27	3		26	329.7	1	
	35	28	1	26		1	28	7		27	27	2		25	391.5		
		36	17		17			17	3	3	17	17		17	448.0		
		91	8		8			8	1	1	8	8		8	524.1		
		92	44		42		1	43	26	1	42	42	2	43	487.5		
		131	1				1	1			42	42	2	43	496.7		
		133	64		59		3	64	5		61	61	3	62	203.7	1	
		137	75	2	66		3	75	3	1	72	72	3	65	369.6	1	
	138	22	2	20		3	22	8		22	22	3	20	438.5	1		
3	PART IN BLOCK AREA D																
	10	10	7	3			10	1		10	10		3	290.0	4	7,750	
	11	9	5	4			9	4		9	9	1	4	305.0	5	6,200	
	13	8	4	4			7	8		8	8		4	327.5	2		
	14	13	5	8			13	8		13	13		8	317.5	3	11,333	
	15	42	12	30			40	1		42	42		30	272.0	3	8,666	
	16	22	10	12			22			22	22		11	264.5	4	6,925	
	17	21	6	15			21			21	21		15	293.3	2		
	18	19	6	13			19	2		19	19		13	298.4	2		
	19	15	5	10			15			15	15		9	284.4	3	6,666	
	20	27	9	17		1	27			26	26		17	277.0	1		
	21	26	13	13			26			26	26		13	290.0	5	5,900	
	22	22	9	12		1	22			21	21		13	342.3	1		
	23	25	8	17			25			25	25	4	17	268.8	1		
	24	15	6	9			15			15	15		9	288.8	3	5,333	
	34	20	6	14			20	11	10	20	20		6	300.0	1		
	35	20	5	15			20	6	5	20	20		13	220.8	2		
	36	43	9	34			43	5	5	43	43	1	6	261.4	2		
	37	37	11	26			37	2	2	37	37	2	7	284.3	3	6,000	
	38	35	5	30			35	2	2	35	35		7	250.3	1		
	39	26	9	15		2	25	1	1	24	24	3	12	200.6	1		
	40	5	3	2			5			5	5		1	2	190.0	2	
	41	6		6			6			6	6	1	3	241.1	1		
	42	56	4	51		1	55	11	9	55	55	2	8	51	208.3	3	
	43	68	8	60			67	38	19	68	68	11	11	60	211.3	1	
	44	19	3	15		1	19	6	6	18	18		14	156	238.3	4	4,950
	45	66	9	56			65	18	7	65	65	5	1	56	337.4		
	46	87	5	81		1	86	7		86	86	2	2	78	350.5		
	47	39	1	38			38			39	38		2	35	505.8		
	48	77	11	65		1	76	9	1	76	76	4	21	66	239.9	6	5,250
	50	24	1	23			24	1	1	24	24		4	23	379.5		
	51	6		6			6			6	6		4	6	328.3		
	52	31		31			31	14		31	31		4	31	364.1		
53	17		17			16	12		17	17	1		17	411.7			
54	32		28		4	32	4		28	28		3	32	467.1			
55	4		4			4			4	4			4	160.0			
57	2																
58	50	7	43			50	6	5	50	49		20	42	205.4			
59	61	4	55		2	61	14	11	59	58		19	57	212.1			
60	52	16	36			52	2		52	52	2	9	36	270.2	2		
61	76	12	64			76	11		76	75	6	5	63	243.1	3	4,666	
62	56	12	43		1	56	1		55	54		2	42	233.8	4	6,675	
63	41	8	33			41	1		41	41	2	3	32	217.1	1		
64	72	19	51		1	72	6		70	70		4	48	278.3	3		
65	49	15	34			49	2	1	49	49	1	3	34	246.1	3	6,666	
66	61	17	44			61	4	1	61	61	1	3	43	238.3	2		
67	63	17	46			63	1		63	63	2	3	43	228.1	2		
68	30	8	21		1	30		1	29	29		2	21	157.7			
69	30	5	25			30	1	1	30	30		2	21	266.1			
70	22	4	18			21			22	21		1	15	270.0	2		
72	39	1	38			39	12	3	39	39	1	1	38	220.7			
73	17		17			17			17	17		4	15	175.3			
74	48	1	42		5	46	37		43	43		4	43	430.9			
77	29		29			28			29	28		13	28	256.4			
79	16	2	6		2	16	12	5	16	15		3	8	150.0			
81	5		5		6	5			5	5			5	144.0			
90	4		4			4			4	4			4	172.5			
91	1					1			1	1			1				

¹For renter - occupied dwelling units and vacant nonseasonal not dilapidated units, for rent.
²For owner - occupied dwelling units and vacant nonseasonal not dilapidated units, for sale only.

HOUSING—BLOCK STATISTICS

Table 3.—CHARACTERISTICS OF HOUSING FOR WARDS, BY BLOCKS: 1950—Con.

Ward	Block	All dwelling units by occupancy and tenure					All dwelling units by condition and plumbing facilities			Occupied dwelling units			Contract monthly rent ¹		Value ² of one-dwelling-unit structures	
		Total	Owner occupied	Renter occupied	Vacant non-seasonal not dilap., for rent or sale	Other vacant and non-resident	Number reporting	No private bath or dilap.	No running water or dilap.	Total	Persons per room		Number reporting	Average monthly rent (dollars)	Number reporting	Average value (dollars)
											Number reporting	1.51 or more				
3	93	2							7	7		6	1483			
	94	7	1						22	22		20	2100			
	97	27	2	20				1	23	1	1	47	2227	1		
	98	55	7	47				1	55	5		25	2004			
	99	29	2	27					29	12	1	25	2437	1		
	100	101	22	75				4	100	11		75	2464	1		
	101	63	15	48					63	8		48	2536			
	102	15	3	11				1	15			11	2792	1		
	103	72	20	52					72			52	2575			
	104	14	2	12					14	2		12	3000			
	105	5	1	4					5	5		4	2733			
	106	1							1			9	2497	13	6238	
	107	13	4	9					13	13		3	5000			
	109	61	25	35	1				61	8		3	2507			
	110	5	2	3					5			3	2345			
	111	2							2			1	2372	1		
	112	19	6	13					19	1		13	2600	2		
	113	12	1	11					12			11	2642			
	114	35	11	23	1				35	4	1	22	2623			
	115	40	9	31					40	1		31	2694	3	12500	
	116	19	5	12	2				19	2		14	2683	4	5625	
	117	31	9	22					31	3		21	2008			
	118	23	6	17					23	23		17	2333			
	119	19	6	12				1	19	1	1	11	2708	1		
	120	15	6	9					15	3		6	2477			
	121	15	3	12					15	5		3	2566	1		
	122	5		3					5			3	2768			
	123	15	2	13					15	2		13	2450			
	124	27	4	23					27	2		22	2066	1		
	129	20	5	15					20	20		15	2533			
	130	24	5	19					24	24		19	2143			
	131	18	4	14					18	7		14	2670			
	133	30	3	27					30	29	2	27	1852	1		
	134	50	7	42				1	50			42	2670			
	135	108	10	97				1	108	1		97	2670			
	136	12	2	10					12			10	2798	1		
	137	40	6	33				1	40	25	6	33	1963	1		
	138	35	4	30	1				35	1	1	31	2036			
	139	27	7	20					27	3		19	3384			
	144	1							1			1	3700			
	145	37		37					37	21		36	2798			
	150	15	2	13					15	6		13	2701			
	151	29		29					29	4		28	1473			
	154	3		3					3	3		3	3588	1		
	159	5	1	4					5	1		4	2036			
	236	67	16	49	1			2	66	26	21	65	2130	2		
	243	50	8	40					50	24	20	40	1846			
	244	65	5	60					64	35	32	60	2215			
	245	126	21	105					126	8		105	2798	2		
	279	68	10	58					66	6		57	1633			
	282	13		13					13	13		12	800			
	283	4		4					4	4		4	1901			
	284	1							1			1	3291			
	285	62	5	56				1	61	49	47	61	3454			
	286	1							1	7	7	1	3346			
	287	13	1	12					13	7		12	2382			
	289	156	10	144				2	154	85	21	152	3712	1		
	290	33	1	32					33	18	18	32	4175			
	291	18	1	17					18	17	17	17	3440			
	292	67		65				2	65	37	20	62	2663			
	294	21		19	2				19	5		19	2431			
	295	6		6					6	3		6	2652			
	296	68	6	59				3	65	41	40	64	1635			
	297	132	5	126				1	132	87	87	131	2225	1		
	298	23	2	20	1				23	11		22	2633			
	299	2							2			2	2431			
	300	51	2	44	1			4	50	47	42	46	2225			
	301	31	3	28					31	28	27	31	2314			
	302	38	2	35				1	38	22	20	37	2363			
	303	14	2	12					14			14	2108			
	304	39	2	37					39	4	1	39	2936			
	305	59	7	51	1				58	13		58	2254			
	306	76	6	70					75	20		75	2649			
	309	55	3	50	1			1	55	19		53	2878			
	310	23	4	19					22	6	1	23	1483	2		
	311	28	4	24					28	2		28	1855			
	312	24		23				1	24	20		23	2300			
	315	30	3	27					30	1		30	2300			
	316	55	7	48					55	5		48	2500			
	317	21		21					21	2	2	21	1849			
	443	70		69				1	70			69	2729			
	457	38	6	32					38	5	5	38	2840			
	458	18		18					18	15	15	18	1411			
	460	5	1	4					5	5		5	2600			
	461	29		29				11	29	29	21	29				

¹For renter - occupied dwelling units and vacant nonseasonal not dilapidated units, for rent.
²For owner - occupied dwelling units and vacant nonseasonal not dilapidated units, for sale only.

Table 3.—CHARACTERISTICS OF HOUSING FOR WARDS, BY BLOCKS: 1950—Con.

Ward	Block	All dwelling units by occupancy and tenure					All dwelling units by condition and plumbing facilities			Occupied dwelling units			Contract monthly rent ^a		Value ^b of one-dwelling-unit structures	
		Total	Owner occupied	Renter occupied	Vacant non-seasonal not dilap., for rent or sale	Other vacant and non-resident	Number reporting	No private bath or dilap.	No running water or dilap.	Total	Persons per room		Number reporting	Average monthly rent (dollars)	Number reporting	Average value (dollars)
											Number reporting	1.51 or more				
4	160	18	6	12					18	18			12	25.75	1	
	161	26	8	18				1	26	26	1		18	25.27		
	163	6	1	5					6	6			4	23.75		
	164	3		3					3	3			2			
	165	41	26	15					41	41	1		15	29.53	13	6,730
	166	0	6	2					6	6			2		4	8,000
	167	6	4	2					6	6			2		2	
	168	31	12	19					31	31			19	28.52	4	12,750
	169	27	17	10				3	27	27			10	26.50	10	9,550
	171	12	3	9				3	12	12			9	25.44		
	172	4		4					4	4	1		4	19.75	5	9,900
	173	5	5						5	5			2		2	
	174	5	3	2					5	5			2		2	
	175	2							2	2			2		2	
	176	11	6	5					11	11	1		5	21.60	3	12,000
	177	5	4	1					5	5			1		4	8,500
	178	3	2	1					3	3			1		1	
	179	4	3	1					4	4			1		2	
	180	2							2	2						
	186	1							1	1						
	216	79	42	36	1				79	79	3		36	32.88	21	8,347
	217	9	6	3					9	9			3	35.66	6	7,916
	218	12	8	4			1		12	12			3	21.00	6	9,416
	219	16	6	10					16	16			10	29.30	1	
	220	17	13	4					17	17			4	30.00	10	7,900
	221	12	9	3					12	12			3	28.33	5	8,600
	222	8	6	2					8	8			2		4	6,875
	223	6	5	1				1	6	6			1		3	11,333
	224	62	40	22					62	62			22	33.36	26	9,500
	227	7	4			2			7	7			4	42.00		
	229	7	3	4					7	7	1		4	40.25	1	
	230	7	3	3	1				7	7	1		4	37.00	1	
	231	7	3	3				1	7	7	1		3		2	
	232	7	3	3	1				7	7			2		2	
	233	40	19	21					40	40	2		20	22.35	9	8,444
	234	8	4	4				12	8	8			4	13.50	2	
	235	41	13	26	2			11	41	39	3		26	22.96	2	
	237	38	8	30					38	38	5		29	20.75	5	
	238	18	10	8					18	18	1		7	25.00	6	7,460
	239	35	16	19					35	35			17	28.76	5	7,916
	240	8	4	4				3	8	8			4	27.25	1	
	241	36	6	24					36	36	1		24	22.87	1	
	242	138	32	106					138	138	12		105	20.60	14	3,392
	246	36	15	21				2	36	36	1		21	28.04	4	6,375
	247	18	11	7					18	18			13	28.07	3	
	248	27	10	17					27	27			17	29.52	3	9,500
	250	31	14	17					31	31			14	26.54	3	6,000
	251	32	12	20					32	32	1		19	30.84	3	8,000
	252	28	12	16		1			28	27			18	30.38	3	
	253	10	5	5		1			10	10			5	27.60	3	7,666
	254	32	13	19					32	32			19	31.21	5	7,000
	255	16	7	9					16	16			7	31.85	5	8,600
	256	17	3	14					17	17			3	29.89	6	6,500
	257	22	14	8		1			22	21			7	40.28	10	7,950
	258	2							2	2						
	260	3	3						3	3					3	7,500
	263	5	4	1					5	5			1		3	11,000
	264	20	8	12					20	20			12	32.16	3	8,333
	265	3	2	1					3	3	1		1		3	9,333
	266	3							3	3						
	267	18	16	2					18	18			2		14	7,000
	268	10	10						10	10			10	9.250	10	9,250
	269	13	8	5					13	13			5	28.00	8	8,437
	270	25	10	15					25	25			15	31.00	3	8,333
	271	43	11	32					43	42			30	29.23	3	10,666
	272	43	33	10					43	42			30	30.21	3	7,166
	273	41	13	28		1			41	42			28	28.57	2	
	274	47	12	35					47	41	1		34	33.00		
	275	1							1	1						
	276	41	7	33		1			41	40			33	28.00	3	8,000
	277	46	15	31					46	46			31	27.00	3	7,333
	278	53	8	42		3		1	53	50			44	32.81	1	
	318	30	3	27					30	30			27	22.00		
	319	53	7	46					53	53	3		43	29.34	2	
	320	102	6	94		2		1	102	98			92	25.79	1	
	321	2							2	2						
	322	7	2	5					7	7			4	29.85		
	323	11	2	9		1		4	11	11			6	22.69		
	324	57	6	51		1			61	61	1		50	24.78		
	325	64	11	53		1		3	64	63			50	26.38	1	
	326	53	4	49		1		1	53	52			48	23.70		
	327	38	6	32					38	37			32	24.43		
	328	39	3	36		1		2	39	38			35	26.00		
	329	94	20	73		1			94	93			74	25.02		
	330	93	26	67				13	93	93			66	28.78	1	6,940
	331	163	39	120		4		3	159	159			119	29.36		
	332	72	21	51					72	72			50	33.58	2	

^aFor renter-occupied dwelling units and vacant nonseasonal not dilapidated units, for rent.
^bFor owner-occupied dwelling units and vacant nonseasonal not dilapidated units, for sale only.

HOUSING—BLOCK STATISTICS

Table 3.—CHARACTERISTICS OF HOUSING FOR WARDS, BY BLOCKS: 1950—Con.

Ward	Block	All dwelling units by occupancy and tenure					All dwelling units by condition and plumbing facilities			Occupied dwelling units			Contract monthly rent ¹		Value ² of one-dwelling-unit structures	
		Total	Owner occupied	Renter occupied	Vacant non-seasonal not dilap. for sale	Other vacant and non-resident	Number reporting	No private bath or dilap.	No running water or dilap.	Total	Persons per room		Number reporting	Average monthly rent (dollars)	Number reporting	Average value (dollars)
											Number reporting	1.51 or more				
4	333	38	12	26					38	37		25	368.4			
	335	28	11	17					28	28		17	329.4	1		
	336	57	12	43	1	1		2	55	54	1	44	301.1	1		
	337	18	7	11					18	17		10	322.0	1		
	338	31	10	21				1	31	29		19	335.7	2		
	339	79	21	56	1	1		1	77	77		55	311.2	2		
	340	60	18	41	1				59	59		42	305.4			
	341	70	21	49					70	70		49	376.5	2		
	342	51	15	36				1	51	51		36	296.9	1		
	343	40	12	28					40	40		28	301.4	3	8666	
	344	13	5	8					13	13		8	327.5	1		
	345	21	12	9					21	21	1	9	292.2	7	9071	
	346	18	7	10	1				17	17		11	380.9	4	8750	
	347	23	11	11	1			1	22	22		11	401.8	5	13700	
	348	18	9	9					18	18		9	337.0	5	9800	
	349	12	6	6					12	12		6	296.6	2		
	350	26	11	15					26	26		15	329.6	6	7333	
	351	13	8	5					13	13		8	314.4	4	7250	
	352	28	15	12		1			27	27		12	333.3	5	5600	
	353	26	14	12					26	26		12	388.3	9	8000	
	354	36	30	6					36	36		6	273.3	28	7935	
	355	76	60	16				1	75	75	1	14	267.8	45	6771	
	356	20	16	4				1	20	20		4	417.5	12	7041	
	357	13	9	4					13	13		4	300.0	7	8785	
	358	5	3	2					5	5		2		1		
	359	5	3	2					5	5		3		4	8750	
	360	3	3						3	3		3		3	9666	
	362	5	3	1				1	4	4		1		2		
	363	80	68	11		1		1	80	79		10	266.0	58	5527	
	377	3	2	1		1		1	3	2		2		2		
	379	6	4	2					6	6		2		3	6000	
	380	7	4	3					7	7	1	3	2066	4	4375	
	381	2							2	2		2		5	4640	
	382	8	6	2				1	8	8		6		7	6571	
	383	10	6	4	1	3			6	6		3		3	6333	
	384	3	3						3	3		3		3	6333	
	385	8	4	4					8	8	1	4	2500	3	6666	
	386	1							1	1		1		2		
	389	8	5	3					8	8		2		2		
	390	9	1	8					9	9		8	3150	1		
	395	4	3	1					4	4		1		3	7800	
	396	1							1	1		1		3		
	397	2							2	2		2		6	7550	
	398	1							1	1		1		2		
	399	25	11	14					25	25	1	14	311.4	6	7550	
	400	8	4	4					8	8		4	325.0	2		
	401	2							2	2		1		4	11250	
	402	6	5	1					6	6		1	301.0	4	8000	
	403	24	14	10					24	24		10	332.5	10	8600	
	404	19	10	7	1	1			17	17		8		5	8600	
	405	20	15	5					20	20	1	5	316.0	9	8555	
	406	23	14	9					23	23		8	346.2	4	8875	
	407	18	12	6					18	18		6	358.3	10	8900	
	408	31	23	5	1	2		2	31	28		4	408.3	20	8460	
	409	24	23	1					24	24		1	66.6	2	7645	
	410	17	12	5					17	17		5	292.0	9	6777	
	411	19	10	9					19	19	1	8	383.7	6	8000	
	412	23	10	13				1	23	23		13	326.9	3	7333	
	413	23	7	16					23	23		16	331.8	1		
	414	49	16	33					49	49		33	327.8	3	8500	
	415	47	15	32					47	47		32	294.3	1		
	416	42	12	30					42	42		30	349.0	1		
	417	101	31	70				1	100	100	1	69	310.7	3	6100	
	418	28	7	21					28	28		21	311.9			
	419	36	12	24					36	34		24	324.1			
	420	36	9	27				1	36	36		21	300.9			
	421	51	15	36				1	51	51		36	298.3	2		
	422	21	9	11				3	20	20		11	257.2	1		
	423	21		21					21	21		20	336.5			
	424	21	6	15					21	21		15	348.6			
	425	32	8	24					32	32		22	265.0			
	426	62	15	47				1	62	62	2	46	269.3	1		
	427	26	10	16					26	26		16	321.2			
	428	42	13	29					42	42		29	333.1			
	429	58	14	44				1	58	58		44	283.8	2		
	430	53	16	37				1	53	53		37	288.9	1		
	431	31	8	23					31	31		23	318.6			
	432	77	20	57					77	76		56	294.1	1		
	433	36	11	25				3	36	36		24	301.6			
	434	37	12	25				1	37	37	1	23	304.3			
	436	48	11	37					48	48		36	283.3	1		
	437	51	7	44				2	51	51	1	44	259.0	1		
	438	33	5	28				4	33	32	2	28	224.6			
	439	39	6	33				1	39	39		33	284.8			
	440	62	8	51				1	59	59		53	293.2			
	441	105	21	81	3	2		2	104	102	2	82	257.4	4	5925	
	442	87	6	80	1				86	86		80	223.6			

¹For renter - occupied dwelling units and vacant nonseasonal not dilapidated units, for rent.
²For owner - occupied dwelling units and vacant nonseasonal not dilapidated units, for sale only.

Table 3.—CHARACTERISTICS OF HOUSING FOR WARDS, BY BLOCKS: 1950—Con.

Ward	Block	All dwelling units by occupancy and tenure					All dwelling units by condition and plumbing facilities			Occupied dwelling units			Contract monthly rent ¹		Value ² of one-dwelling-unit structures		
		Total	Owner occupied	Renter occupied	Vacant non-seasonal not dilap., for rent or sale	Other vacant and non-resident	Number reporting	No private bath or dilap.	No running water or dilap.	Total	Persons per room		Number reporting	Average monthly rent (dollars)	Number reporting	Average value (dollars)	
											Number reporting	1.51 or more					Occupied by non-white
4	444	77	10	67		76	6		77	77	5		67	245.3			
	445	63	11	52		63	8		63	63	1		52	252.5	1		
	446	54	15	39		54	5	5	54	54	3		39	256.4	2		
	447	47	9	38		47	1	1	47	47	1		38	297.8			
	448	21	4	17		21	1	1	21	21	1		17	288.2			
	449	22	6	16		22	1		22	22	1		16	280.6	2		
	450	32	7	24	1	32	3		31	31			24	295.8	2		
	451	43	12	31		43	3		43	43			30	320.3			
	452	53	14	37	1	51	1		51	51		1	37	261.6			
	453	77	13	63	1	75	1	1	76	76	1	1	64	251.7			
	454	57	12	45		57			57	57	3		45	258.0	1		
	514	129	30	95	3	124	17	15	125	125	98		98	286.9	2		
	515	49	14	35		47	7		49	49	34		34	311.4		15875	
	516	22	10	11		22	1	1	21	21	10		10	308.0	4	10285	
	527	24	12	12		24			24	24	12		12	300.8	7		
	528	24	11	13		24			24	24	13		13	326.9	1		
	529	23	9	13	1	23			22	22	14		14	307.8	3	11333	
	530	56	27	29		55			56	56	29		29	332.7	6	11000	
	531	24	13	11		24			24	24	11	1	11	309.0	8	10750	
	535	72	33	39		72			72	72	39		39	323.3	16	7687	
	558	22	17	5		22			22	22	5		5	424.0	9	12722	
	559	58	45	13		58			58	58	13		13	333.0	33	8560	
	560	17	14	3		16			17	16	3	1	3	293.3	11	8590	
	561	8	5	3		8			8	8	3		3	250.0	2		
	562	6	5	1	1	4			6	6	3		1		4	6500	
	563	4	3	1		4			4	4	3		3		4	7750	
	564	3	2	1		3		2	3	3	3	1	1		2		
	565	3	2	1		3		1	3	3	3	1	1		2		
	566	4	4			4			4	4	4	1	4		4	5500	
	568	4	4			4			4	4	4	1	4		4	4450	
	569	2				2			2	2					5	7400	
	571	8	7	1		8			8	8	8		1		3	6000	
	572	3	3			3			3	3	3				3	7500	
	573	5	4	1		5			5	5	5				3	7166	
	574	4	4			4			4	4	4				3	7222	
	575	12	10	2		11			12	11	1		1		9	7500	
	576	11	9	2		11			10	10	1		1		9	7500	
	577	8	6	2		8	1		8	8	2		2		5	6700	
	578	8	8			8	1	1	8	8	8		5		5	4400	
	589	5	5			5			5	5	5		5		5	8820	
590	48	28	17		44	7	5	45	45	3		16	304.3	21	7571		
591	10	8	2		10			10	10	2		2		6	7333		
592	10	10			10		3	10	10	2		4	300.0	3	10833		
594	12	8	4		12			12	11	1		4		3	10283		
800	7	5	2		7			7	7	1		1		4	13125		
5	PART IN BLOCK AREA C																
	163	1				35	13	6	35	35	2	1	33	188.7	1		
	319	35	2	33		66			68	67			49	384.6	3	10000	
	422	70	17	51	2	119	26	25	118	118	1		95	277.8			
	423	120	25	94	1	49			49	49	1		42	401.1			
	424	49	7	42		106	6	2	108	108			87	330.9	2		
	425	109	22	86	1	89	1	1	89	89	3		73	349.5	3	9833	
	426	89	16	73		45			45	45			38	281.8			
	427	45	6	39		29			29	29			30	191.6			
	428	30		29	1	32			32	32	1		27	333.3	3	4566	
	430	32	5	27		5			5	5			5	144.0			
	432	5		5		19	1		19	19			15	289.3			
	433	19	3	16		28	1	1	28	27	1		23	362.1	3	8666	
	434	28	5	23		135			134	133	1		94	394.5	9	10222	
	435	135	39	95	1	3			3	3			2				
	454	3	1	2		4			4	4	4		3	303.3			
	455	4	1	3		40			40	40			31	283.8	1		
	457	40	9	31		59			59	59	2		55	227.6			
	458	59	3	56		52	8	1	51	51	1		41	243.1	4	6125	
	459	52	11	40	1	50			50	50	2		46	254.1	1		
	460	50	4	46		5			5	5			5	244.2	2		
	461	43	9	34		43	10	1	43	43			33	224.2	2		
	462	83	17	65		83	12	1	82	82	2		65	284.3	2		
	463	50	3	47	2	50	19	8	50	50	2		46	224.4			
	465	29	2	27		26			29	29			27	233.3			
	466	68	7	61		66	1		68	68	6		61	244.9	3	8000	
	467	46	14	32		46			46	46			32	282.5	5	7040	
	468	40	14	26		40			40	40			24	309.5	3	5277	
	469	87	25	62		87	21	14	87	87	1		61	244.8	9		
	470	45	6	38		45	5		44	44	1		38	244.4	2		
	471	53	6	47		53	25	15	53	53	1		47	214.0			
	472	134	36	97		132	12	2	133	132	4		97	255.5	7	4757	
	473	88	23	65		87	21	13	88	88			64	292.4	7	4214	
	474	71	22	49		71	16	9	71	71	1	1	49	292.1	6	3583	
	475	69	26	43		69	3		69	69	1		46	233.4	4	5875	
	476	74	26	47		74	2	1	73	73			46	254.3	12	5566	
	477	25	5	19		25	3	3	24	24			19	236.7	9	5222	
	478	52	17	35		52	5		52	52	3		34	248.9	2		
	480	39	9	28	2	39		1	37	36	1		24	277.9	1		
	481	43	8	35		43			43	43	1		34	248.9	1		
482	63	12	51		63			63	63	1		50	238.6	3	3933		

¹For renter - occupied dwelling units and vacant nonseasonal not dilapidated units, for rent.
²For owner - occupied dwelling units and vacant nonseasonal not dilapidated units, for sale only.

HOUSING—BLOCK STATISTICS

Table 3.—CHARACTERISTICS OF HOUSING FOR WARDS, BY BLOCKS: 1950—Con.

Ward	Block	All dwelling units by occupancy and tenure					All dwelling units by condition and plumbing facilities			Occupied dwelling units			Contract monthly rent ¹		Value ² of one-dwelling-unit structures	
		Total	Owner occupied	Renter occupied	Vacant non-seasonal not dilap., for rent or sale	Other vacant and non-resident	Number reporting	No private bath or dilap.	No running water or dilap.	Total	Persons per room		Number reporting	Average monthly rent (dollars)	Number reporting	Average value (dollars)
											Number reporting	1.51 or more				
5	483	22	4	17	1	22			21	21		15	29.80			
	484	29	11	18		29	4		29	29	2	18	23.88	7	4,928	
5	PART IN BLOCK AREA D															
	455	30	5	25		30			30	30		25	25.76			
	456	11		11		11	1		11	11	1	11	27.27			
	462	10		10		10	10	10	10	10		10	15.20			
	463	9	1	7		9	9	9	8	8		7	17.28			
	465	72	6	66		72	47	16	72	72		64	17.28			
	466	70	7	61	1	70	38	6	68	68	10	62	18.51	2	4,000	
	467	62	13	48		61	21		61	60		46	20.82	3	2,833	
	468	72	17	55		72	21		72	71		54	19.82	3	3,166	
	469	34	4	29	1	34	13		33	33		30	18.10			
	470	35	7	28		35	3		35	35	1	28	21.32			
	471	61	11	49		60	24	2	60	59	2	47	20.10	1		
	472	86	7	78	1	86	63	2	85	85		79	22.26	1		
	473	39	2	37		39	18	17	39	39	1	37	19.82			
	474	18	2	16		18			18	18	3	16	22.93			
	475	35	6	29		34			35	34		28	20.60	1		
	476	57	7	48	2	57	1		55	55	1	50	21.96	2		
	477	83	15	66	1	81	5		81	80	1	64	24.67	4	6,550	
	478	50	9	41		50	9		50	50	1	41	20.51	1		
	479	41	5	36		41	16		41	41	1	36	21.33	3	10,000	
	480	71	4	67		71	23		71	71	3	66	18.24	1		
	481	12		12		12			12	12	1	12	18.50			
	482	23	2	21		23	3	1	23	23	2	19	22.52			
	483	11		11		11	9		11	11	2	11	19.63			
	484	56	7	49		56	28		56	56	2	49	21.22	1		
	485	90	16	74		90	16	1	90	88	2	74	18.28			
	486	98	15	83		98	16		98	97	4	80	20.77	2		
	487	73	4	68		73	1		72	72	4	68	19.60			
	488	14		14	1	14			14	14	1	13	24.61			
	489	43	10	33		43	6	6	43	43	2	32	21.65	3	6,566	
	490	56	10	45		55	9	6	55	55	1	44	20.13			
	491	39	9	30		39	2	2	39	39	1	30	25.63			
	493	47	14	33		47			47	47		33	27.78			
	494	32	5	27		31			32	32		27	29.51			
	495	33		33		33			33	33	1	3	31.66			
	496	33	4	28		32	4	3	32	31	1	28	24.64	1		
	497	9		9		9			9	9		8	26.87			
	498	11	2	8		11			11	11		9	26.88			
	499	19	3	16		19	1	1	19	18		16	26.87			
	500	71	13	58		71	1		71	71	2	57	23.38	4	5,750	
	501	60	10	49		59	2		59	58	2	47	23.14	3	7,166	
	502	82	14	68	1	82	23		81	81	2	68	21.29	3	5,366	
	503	67		67	1	67	3		66	66	1	54	24.59	3	6,000	
	504	102	25	77		101	3		102	102	1	77	23.83			
	505	86	30	56	1	86	1	1	84	84		55	32.50			
	510	102	29	73		102	1		102	102		73	26.57	1		
	511	70	16	54		69	1		70	69		51	24.39			
	512	81	24	57		81	1	1	81	81		57	28.35	2		
633	50	10	40		47			50	41	2	38	29.55				
634	44	13	31		43			44	44	1	30	23.20	3	5,000		
635	45	7	38		45			45	45		38	24.52	1			
636	54	11	43		54	11	3	54	53	2	42	22.73	4	6,525		
637	54	15	39		52	7		54	54		38	22.68				
638	33	3	30		33	6		33	33		28	24.32				
639	23	8	15		23	3		23	23		14	21.78	4	4,375		
640	23	6	17		23	3		23	23	2	14	23.12				
641	37	8	29		37	8		37	37		5	24.40				
642	8		8	1	8			8	8		7	23.70	1			
643	21	7	14		21			21	21		17	23.70	1			
644	21	18	3		94	8		94	93	2	76	23.71	7	4,814		
645	29	9	20		29			29	29	2	22	18.63	3	5,000		
646	49	40	9		49			49	49		40	22.45	2			
646	54	6	47	1	54	8		53	53	2	46	20.86	3	5,166		
647	71	18	52		71	1	1	70	70		51	25.21	2			
648	54	19	35		53	6		54	52	2	35	21.94	1	4,590		
649	53	10	43		53	10	7	53	53	1	42	25.21				
704	11	8	3	1	11	1	1	10	9		2	2	8	4,875		
6	PART IN BLOCK AREA C															
	485	21	13	8		21			21	21		7	33.14	10	6,000	
	486	61	23	42		65	6		65	64	1	38	28.18	7	6,528	
	487	37	10	27		37			37	37	1	27	38.51	1		
	488	23	11	12		23			23	23		11	28.45	3	7,666	
	489	23	16	7		23			23	23		5	33.60	12	9,250	
	490	4	1	3		4			4	4	1	1	2	2		
	491	8	4	4		8			8	8		4	42.00	2		
	492	12	9	3		12			12	12		3	35.00	5	6,600	
	494	1		1		1			1	1						
	495	26	10	16		26			26	26		16	29.87	4	9,000	
	496	18	6	12		18			18	18		11	37.63	5	20,600	
	497	6	3	3		6			6	6		2	7.00	3	7,000	
	498	1		1		1			1	1						
	499	9	6	3		9			9	9		3	32.66	4	9,500	
	500	17	10	7		17	1		17	16		7	29.71	8	14,125	

¹For renter - occupied dwelling units and vacant nonseasonal not dilapidated units, for rent.
²For owner - occupied dwelling units and vacant nonseasonal not dilapidated units, for sale only.

Table 3.—CHARACTERISTICS OF HOUSING FOR WARDS, BY BLOCKS: 1950—Con.

Ward	Block	All dwelling units by occupancy and tenure					All dwelling units by condition and plumbing facilities			Occupied dwelling units			Contract monthly rent ¹		Value ² of one-dwelling-unit structures		
		Total	Owner occupied	Renter occupied	Vacant non-seasonal not dilap., for rent or sale	Other vacant and non-resident	Number reporting	No private bath or dilap.	No running water or dilap.	Total	Persons per room		Number reporting	Average monthly rent (dollars)	Number reporting	Average value (dollars)	
											Number reporting	1.51 or more					Occupied by non-white
6	501	20	4	16					20	20	2	16	23.68	2			
	502	22	16	6				22	22		6	26.00	11	60.90			
	503	5	4	1				5	5		1		4	7.250			
	504	1															
	505	35	19	16				35	35	1	16	26.12	13	7.730			
	507	25	18	7				25	25		7	27.71	15	6.966			
	508	16	9	7				16	16		7	25.71	5	7.300			
	518	13	4	9				13	13		9	24.66	1				
6	PART IN BLOCK AREA D																
	506	5	2	3				5	5		3	25.00					
	507	70	26	44				68	70		43	41.81	2				
	508	61	17	44				61	61		39	36.20	1				
	509	79	22	57				79	71	1	57	29.36					
	517	48	11	37				48	48		37	31.56					
	518	70	23	46		1		70	69		46	41.58	3	7.000			
	519	10	2	8				10	10		8	58.75					
	520	18	7	11				18	18		11	34.90	1				
	521	20	7	13				20	20		13	39.46	1				
	522	73	27	46				73	72		45	32.97	8	6.562			
	523	30	11	19				30	30		19	35.31	4	8.500			
	524	1						1	1								
	525	3	2	1				3	3		1			2			
	526	2	4	1				5	5		1			3	6.333		
	532	19	9	10				19	19		10	31.80	3	12.000			
	534	14	3	3				14	14		11	34.54	2				
	536	15	4	10		1		15	14		11	29.36	3	9.000			
	537	5	3	2				5	5		2			3			
	538	5	5					3	5		3			3	8.166		
	539	6	6					6	6	1	1			6	6.333		
	540	6	6					6	6		6			5	4.250		
	541	13	9	4				12	13	1	4	24.00	2				
	542	5	3	2				5	5		2			2			
	544	9	5	4				9	9		4	22.25	2				
	545	6	4	1		1		6	5		1			3	6.000		
	546	8	7	1				8	8		1			6	6.500		
	548	2						2	2								
	549	2						2	2								
	550	2						2	2								
	551	3	1	2				3	3		1			1			
	552	7	5	2				7	7		2			3	61.66		
	553	7	6	1				7	7	1	1			6	5.666		
	554	8	8					8	8		8			7	62.85		
	555	3	3					3	3		3			3	71.00		
	556	21	10	11				21	21	1	8	25.72	4	51.25			
	557	8	8					8	8		8			8	77.50		
	559	1						1	1								
	566	5	4	1				5	5		1			3	7.666		
	597	10	7	2		1		9	9		2			4	57.50		
	598	15	12	2		1		15	14	1	2			10	53.50		
	599	5	4	1				5	5		1			4	39.25		
	602	18	12	5		1		18	17	1	4	26.25	12	85.00			
	603	27	18	8				27	26		6	47.72	11	47.72			
	604	35	28	6		1		35	34		6	25.16	17	63.64			
	605	7	7					7	7		7			7	37.85		
	606	2						2	2								
	607	5	4	1				5	5		1			2			
	608	13	12	1				13	13		1			11	6.318		
	609	10	7	3				10	10		3	20.66	5	5.600			
	610	14	6	8		1		13	13		6	31.33	3	60.00			
	611	4	3	1				4	4		1			2			
	612	10	4	6				10	10		6	26.66	2				
	615	183	115	68				178	182	1	4	26.66	64	34.59	81	8.716	
	616	27	12	15				27	26		15	38.20	1				
617	22	10	11		1		22	21		11	42.45						
618	44	8	36				44	44		36	36.72						
619	41	15	26				41	40		25	38.92	3	12.000				
620	58	24	34				57	58		33	41.57	9	6.644				
621	93	25	68				93	92		64	43.17	1					
622	25	10	15				25	24		15	38.26	2					
623	88	17	70		1		88	87		70	34.60	1					
624	116	22	94				116	116		93	29.82	1					
625	43	12	30		1		42	42		31	34.77						
626	79	23	56				79	79		52	35.03	2					
627	55	16	39				55	54		38	32.65						
628	39	13	26				39	39		26	35.53	1					
629	39	16	23				39	39		23	40.26						
630	85	31	53		1		85	84	18	18	52	36.05	3	11.333			
631	76	25	51				76	67		49	33.51						
632	57	19	38				57	49		35	31.55						
648	48	8	40				48	48	13	4	40	22.15	2				
650	9	4	5				9	9		5	30.80	1					
651	30	7	23				29	30		23	36.13						
653	16	7	11				16	16		11	24.45						
654	39	6	33				39	39		33	29.72						

¹For renter - occupied dwelling units and vacant nonseasonal not dilapidated units, for rent.
²For owner - occupied dwelling units and vacant nonseasonal not dilapidated units, for sale only.

HOUSING—BLOCK STATISTICS

Table 3.—CHARACTERISTICS OF HOUSING FOR WARDS, BY BLOCKS: 1950—Con.

Ward	Block	All dwelling units by occupancy and tenure				All dwelling units by condition and plumbing facilities			Occupied dwelling units			Contract monthly rent ¹		Value ² of one-dwelling-unit structures		
		Total	Owner occupied	Renter occupied	Vacant non-seasonal not dilap., for rent or sale	Other vacant and non-resident	Number reporting	No private bath or dilap.	No running water or dilap.	Total	Persons per room		Number reporting	Average monthly rent (dollars)	Number reporting	Average value (dollars)
											Number reporting	1.51 or more				
6	656	110	33	75		2	109	1	1	108	108		1	74	2452	
	657	25	6	19			25			25	25			19	2436	
	658	21	4	17			21			21	21			17	2594	
	659	25	4	21			25			25	25			21	2138	
	660	21	5	16			21			21	21			15	2193	
	661	60	24	36			60			60	60			35	2288	
	662	15	3	12			15			15	15			12	2975	11
	663	6	2	4			6			6	6			4	2225	1
	666	6	2	4			6			6	6			2		3
	667	2					2			2	2			2		6
	669	10	8	2			10			10	10			2		7
	670	108	35	73			108	36	34	108	108		6	72	2613	
	671	37	9	28			36	1	1	37	37			28	2907	
	672	46	15	30	1		45			45	45			31	2516	
	673	16	4	11	1		16			15	15			11	2709	
	674	25	10	15			25			25	25			15	2400	
	675	24	7	17			24			24	24			17	2541	1
	676	50	13	37			50			50	50			37	2900	1
	677	29	7	22			29			29	29			20	2260	
	678	61	17	44			61	4		61	61			44	2486	2
	679	76	31	44		1	74	1	1	75	72		2	39	3371	10
	680	10	5	5			10			10	10			5	3780	
	681	20	6	14			20			20	20			13	3707	4
	682	12	6	5	1		11	1		11	11			6	2483	4
	683	10	3	6	1		10			9	9			7	3128	
	684	7	1	6			7	1		7	7			6	1650	
	685	21	5	15	1		20	5		20	20			16	3800	3
	688	22	12	10			22			22	22			10	2870	3
	689	16	8	8			16			16	16			8	3012	4
	690	8	3	5			8			8	8			5	3060	
	691	7	2	5			7			7	7			5	3100	
	692	2					2			2	2			2		
	693	9	2	7			9	1	1	9	9			7	3014	
	694	10	7	3			10			10	10			3	3300	4
	695	3		3			3			3	3			3	1500	
	705	94	60	33		1	93	3		93	91			33	2942	40
	706	1					1			1	1			1		2
	707	3	2	1			3			3	3			2		15
	708	20	18	2			20			20	20			18	7066	5
	710	5	5				5			5	5			5	8200	
	711	33	24	9			33			33	32			8	2687	20
	714	3	3				3			3	3			3	6825	3
	715	5	5				5			5	5			5	7666	5
	716	19	12	7			19			19	19			7	9300	
	717	10	4	6			10			10	10			6	7166	1
	719	43	15	28			43	12	7	43	43			15	2600	1
	720	46	14	32			46	10	9	46	46			14	2383	1
	721	104	35	68		1	104	41	27	103	103		4	27	2607	3
	722	44	8	36			44			44	43			8	2816	14
	723	83	28	55			80	5	2	83	83			28	2252	3
	724	13	7	6			13			13	13			6	2500	5
	725	18	10	8			18			18	18			8	2600	1
	726	9	3	6			9			9	9			6	2166	
	727	4	1	3			4			4	4			3	2500	
	728	10	4	6			10			10	10			6	2600	
	730	66	28	38			66	9	7	66	66			28	3548	5
	731	83	35	48			83	2	2	83	83			35	2629	6
	732	72	22	49		1	72	2	2	71	71			22	2837	14
	733	42	10	32			40	1	1	42	42			10	2676	4
	734	53	23	30			52	2		53	53			23	2118	7
	735	17	10	7			16	3	3	17	17			7	2628	3
	736	5	3	2			5			5	5			3		2
	737	8	6	2			8			8	8			6	6100	5
	738	41	35	6			41	1		41	41			6	2916	31
	739	1					1			1	1			1		
	740	4	4				4			4	4			4	8750	4
	741	3	3				3			3	3			3	9000	3
	746	26	17	9			26			26	26			9	2942	11
	747	21	17	4			21			21	21			17	3150	14
	748	11	7	3		1	11			10	10			7	2433	4
	750	1					1			1	1			1		
	751	37	31	6			37			37	37			6	3200	27
	752	1					1			1	1			1		
	753	5	4	1			5			5	5			4	2650	4
	754	7	2	4			7			7	7			4		2
	755	10	8	2		1	10			10	10			8	2650	5
	756	17	11	6			17			17	17			6	3533	8
	757	13	10	3			13			13	13			10	2650	8
	758	17	12	4		1	17			16	16			12	3550	9
	759	21	17	4			21			21	21			17	2533	16
	760	13	9	4			13	1		13	13			4	2550	7
	761	11	11				11	6	1	11	11			11	6700	6
	764	61	34	27			61			61	61			27	8500	23
	765	15	14	1			15	7		15	15			14	7166	6
	767	9	6	3			9			9	9			6	8000	5
	768	11	8	3			11			11	11			8	7000	6
	769	19	11	7	1		18	1		18	18			7	6437	8

¹For renter-occupied dwelling units and vacant nonseasonal not dilapidated units, for rent.
²For owner-occupied dwelling units and vacant nonseasonal not dilapidated units, for sale only.

Table 3.—CHARACTERISTICS OF HOUSING FOR WARDS, BY BLOCKS: 1950—Con.

Ward	Block	All dwelling units by occupancy and tenure					All dwelling units by condition and plumbing facilities			Occupied dwelling units			Contract monthly rent ¹		Value ² of one-dwelling-unit structures	
		Total	Owner occupied	Renter occupied	Vacant non-seasonal not dilap., for rent or sale	Other vacant and non-resident	Number reporting	No private bath or dilap.	No running water or dilap.	Total	Persons per room		Number reporting	Average monthly rent (dollars)	Number reporting	Average value (dollars)
											Number reporting	1.51 or more				
6	772	9	6	3		9			9	9		3	18.33	3	5,766	
	773	2														
	778	8	6	2		8	2	1	8	8		2		4	5,375	
	779	7	7			7			7	7				7	6,857	
	780	6	5	1		6			6	6		1		5	7,800	
	781	28	21	7		27	5		28	28	1	7	281.4	17	7,676	
	782	8	6	2		8			8	8	1	1		6	7,500	
	783	4	4			4			4	4				4	6,500	
	784	3	3			3			3	3				3	7,166	
	785	1														
	787	2														
	788	2														
	790	8	6	2		8			8	8		2		4	10,000	
	791	46	34	12		46	4		46	46	1	12	36.08	23	9,269	
	792	1														
	794	4	3	1		4			4	4		1		3	4,166	
	795	5	3	2		5	1		5	5		1		3	3,400	
796	11	11			11			11	11				9	7,333		
797	17	10	7		17	4	2	17	17		6	35.83	8	9,562		
7	PART IN BLOCK AREA B															
	236	20	18	2		19			20	20		2		17	12,117	
	237	24	24			24			24	24				22	12,204	
	238	4	4			4			4	4				4	18,000	
	239	4	4			4			4	4				3	13,000	
	240	3	2	1		3			3	3		1		2		
	242	13	12	1		13			13	13		1		9	11,666	
	243	16	14	2		16			16	16		2		12	11,000	
	244	2														
	245	16	13	2	1	16			15	15		2		13	11,769	
	247	99	94	5		98	3	1	99	98	1	5	38.00	89	11,011	
	248	5	5			5			5	5				5	8,300	
	249	9	9			9			9	9				9	12,111	
	250	51	37	6	7	51	3	1	43	43		7	38.85	41	9,385	
	253	9	9			9			9	9				9	10,222	
	254	9	8	1		9			9	9		1		8	9,375	
	255	10	10			10			10	10				10	10,200	
7	PART IN BLOCK AREA C															
	174	60	47	12	1	60			59	59	1	7	31.14	44	12,068	
	175	29	24	2		29			26	26		2		22	11,977	
	176	9	9			9			9	9				9	9,788	
	177	2							6	6						
	178	6	6			6			6	6				4	10,375	
	179	7	7			7			7	7				7	9,357	
	180	56	50	6		53	1	1	56	53		3	28.00	46	8,582	
	205	3	3			3	1	1	3	3				3	5,433	
	206	2														
	207	3	2	1		3	2	1	3	3		1		1		
	208	2							6	6					6	6,166
	209	6	6			6	2	2	6	6				8	5,225	
	210	10	8	2		9			10	6		2		2		
	211	6	4	2		6	1		6	6				9	6,433	
	212	9	9			9			9	9		1		8	5,687	
	213	8	8			8	3	1	8	8				8	8,000	
	215	19	15	4		18	2		19	19		2	42.66	14	8,000	
	216	9	8	1		9			9	5		1		7	8,071	
	219	5	4	1		5	1		5	5				3	7,833	
	220	104	86	18		104	12	5	104	104		16	47.31	78	7,489	
	221	9	9			9			9	9				9	9,777	
	222	12	12			12			12	12				12	11,750	
	223	18	18			18			18	18				18	11,027	
	224	10	10			10	2		10	10				6	8,500	
	227	14	9	5		14			14	14		5	41.00	4	7,125	
	228	24	14	10		20			24	23		2	38.11	9	9,388	
	229	13	10	3		13			13	13		3	53.33	4	9,500	
	230	8	5	3		8			8	8		1		5	9,700	
	231	12	10	2		12			12	12		1		12	12,645	
	232	49	33	16		49			49	49		12	45.08	24	12,645	
	233	36	18	18		34			36	36		1	35.47	4	9,500	
	234	10	6	3		9			9	8		17		1		
235	31	15	14		29			29	29		14	39.28	3	7,666		
236	227	14	218	1	219			226	223		211	49.45	9	9,666		
237	22	11	11		22			22	22		11	41.72	5	10,600		
238	31	21	10		31			31	31		10	32.50	10	8,050		
239	39	10	29		39			39	39		26	37.38	2			
240	12	5	7		12			12	12		7	35.57	3	11,500		
241	53	40	13		53			53	53		13	40.00	34	9,661		
242	9	2	7		9			9	9		7	75.00	1			
243	59	42	17		59	1	1	59	59		17	51.58	39	8,858		
244	41	17	24		40			41	41		24	34.00	4	9,250		
245	29	13	15	1	29			28	28		15	33.00	12	9,833		
246	15	11	4		15			15	15		4	57.50	11	10,409		
247	15	13	2		15			15	15		2		13	12,269		
248	34	29	4		34			33	33		5	43.40	25	9,780		
249	19	9	10	1	19	1		19	19		10	39.70	3	10,000		
250	25	15	9	1	24			24	23		9	46.33	8	11,250		

¹For renter - occupied dwelling units and vacant nonseasonal not dilapidated units, for rent.
²For owner - occupied dwelling units and vacant nonseasonal not dilapidated units, for sale only.

HOUSING—BLOCK STATISTICS

Table 3.—CHARACTERISTICS OF HOUSING FOR WARDS, BY BLOCKS: 1950—Con.

Ward	Block	All dwelling units by occupancy and tenure					All dwelling units by condition and plumbing facilities			Occupied dwelling units			Contract monthly rent ¹		Value ² of one-dwelling-unit structures	
		Total	Owner occupied	Renter occupied	Vacant non-seasonal not dilap., for rent or sale	Other vacant and non-resident	Number reporting	No private bath or dilap.	No running water or dilap.	Total	Persons per room		Number reporting	Average monthly rent (dollars)	Number reporting	Average value (dollars)
											Number reporting	1.51 or more				
7	284	53	12	41		52	5	5	53	52	1	39	3325	3	12833	
	285	44	17	27		43	1	1	44	44		26	3453	7	11714	
	286	27	11	16		25			27	27		16	3662	2		
	287	79	17	60	1	79	5	2	77	72		27	3626	4	9000	
	288	44	16	27		44			43	42		2	3281	1		
	289	4	2	2		4			4	4		40	3712	2		
	290	52	12	40		50	2		52	52		40	3900	1		
	337	56	15	41		56	2		56	57		28	3610	2		
	338	47	18	29		47			47	47		25	3592	4	9000	
	339	43	18	24	1	43	1		42	42						
	340	55	15	40		54	2	1	55	55		38	3155	6	7000	
	341	1	1	7		8			8	8		7	3100			
	343	24	8	16		24			24	24		16	3156			
	344	65	15	50		64	1		65	64		49	3471	1		
	345	52	13	39		50			52	52	1	39	3612	2		
	347	5	3	1	1	5			4	4		2		2		
	349	1														
	350	34	9	25		34	1	2	34	34		24	3204	2		
	351	42	18	23	1	41	2	2	41	38	1	24	3045	2		
	353	20	16	3	1	20			19	19		3	4000	13	8384	
	354	17	9	8		17	1	1	17	17		8	3187	3	5500	
	355	11	6	5		10			11	11	1	5	7420	3	10333	
	356	15	6	9		15	1		15	15		9	3477	4	8500	
	357	22	16	5	1	22			21	21		5	5120	12	8750	
	358	7	6	1		7			7	7		1		4	9875	
	359	24	10	14		24			24	24		14	3792	4	7250	
	360	5	3	2		5			5	5		2		2		
	361	41	32	9		41			41	41		8	4050	23	10173	
	362	27	17	10		26			27	26	1	10	3890	11	7909	
	363	24	12	12		24			24	24		12	4591	3	9333	
	364	24	7	17		23			24	24		17	4935	3	10333	
	365	54	23	31		53			54	52		31	3993	7	11428	
	366	5	5			5			5	5				5	9500	
	367	46	25	21		45			46	46		21	3700	14	10714	
	368	16	13	3		16			16	16		3	4366	12	9458	
	369	42	36	6		41			42	42		6	4500	29	10189	
	371	5	2	2	1	5			5	5		2		2		
	372	17	14	3		17	1		17	17		2		2		
	373	32	21	11		32			32	31		11	4163	16	8041	
	374	25	17	8		25			25	25		8	3162	10	7875	
															10	8350
	375	4	1	3		4			4	4		3	3500			
	376	4	2	2		4			4	4		2				
	377	7	5	2		7			7	7		2				
	378	7	7			7		1	7	7					4	6625
	379	12	8	4		12		1	12	12		4	3875	7	8214	
	380	36	11	25		36		6	36	36	1	25	2484	7	6571	
	381	3	3			3			3	3					4	8125
	382	12	10	2		12			12	11		2		3	11166	
	383	9	2	7		9			9	9		7		8	6812	
384	6	4	2		6			6	6		2	2342	2			
385	26	13	13		26		2	26	26	1	13	1423	10	7100		
386	18	10	8		18		1	18	18		8	2600	6	7416		
387	14	11	3		14			14	14		2		8	8187		
388	14	9	5		14			14	14		5	2920	3	8666		
389	3	3			3			3	3				3	7666		
390	12	10	2		12		1	12	12		2		8	8250		
391	4	4			4			4	4				4	5625		
392	13	12	1		13			13	13	1	1		12	7833		
393	53	35	17		53		1	52	52		17	3794	31	8403		
394	45	21	24		45			45	44		24	2908	7	7857		
395	43	23	18		43		2	41	40		18	3344	14	7250		
396	47	20	27		46			47	47		26	3542	9	9111		
397	10	7	3		9			10	10		3	2966	6	10416		
398	35	27	8		35			35	35		7	4028	20	8880		
399	27	17	10		27			27	27	1	9	3455	9	9500		
400	14	13	1		14			14	14		1		13	8338		
401	30	27	3		30			30	30		3	3400	21	9095		
402	55	21	34		55			55	55		34	3473	10	8200		
403	49	35	14		49		1	49	49		14	3678	30	9430		
404	62	30	32		62			62	61		31	3970	17	8029		
405	28	17	10	1	27			27	27		10	4190	11	9227		
406	10	10			10			10	10				10	10150		
408	19	3	16		19			19	19	1	16	3537				
409	46	19	26		46		1	45	45		26	3980	7	10285		
410	45	24	20		45			44	44		20	3585	15	7453		
411	25	6	19		25		1	25	25		19	4752				
412	42	20	22		41		2	42	42	1	21	4395	8	7937		
413	17	5	12		17			17	17		12	3541	1			
414	94	34	59	1	92			93	93		60	3785	16	7487		
416	7	6	1		7			7	7		1		4	7750		
417	118	32	85		116		2	117	115	1	80	4091	5	11100		
418	83	15	68		82		1	83	83		65	5669	4	11750		
419	103	12	23		103			102	102		22	3500				
420	123	17	85		121		1	122	122		84	4290	1			
436	123	41	81		121		6	122	122		81	3967	6	10583		
437	29	8	20	1	28			28	28		21	3995	1			
438	43	15	28		43		2	43	43		28	4596				

¹For renter - occupied dwelling units and vacant nonseasonal not dilapidated units, for rent.
²For owner - occupied dwelling units and vacant nonseasonal not dilapidated units, for sale only.

Table 3.—CHARACTERISTICS OF HOUSING FOR WARDS, BY BLOCKS: 1950—Con.

Ward	Block	All dwelling units by occupancy and tenure					All dwelling units by condition and plumbing facilities			Occupied dwelling units			Contract monthly rent ¹		Value ² of one-dwelling-unit structures		
		Total	Owner occupied	Renter occupied	Vacant non-seasonal not dilap., for rent or sale	Other vacant and non-resident	Number reporting	No private bath or dilap.	No running water or dilap.	Total	Persons per room		Occupied by non-white	Number reporting	Average monthly rent (dollars)	Number reporting	Average value (dollars)
											Number reporting	1.51 or more					
7	439	5	3	2					5	5			2				
	440	89	27	61	1				89	87			60	433.5	2	10.888	
	441	70	16	53					70	66			48	442.0			
	442	97	27	67		1	1		94	89			64	369.2	2		
	443	14	2	12		3			14	14			12	310.8			
	444	131	35	95	1				131	129			96	336.4	1		
	445	45	7	38					44	45			37	381.6	1		
	446	18	1	16	1				17	17	1		16	332.5			
	447	2		6					6	6			6	320.0			
	448																
	449	43	18	23					43	41			23	342.6	10	8.390	
	450	23	10	13					23	23			13	213.8	6	4.833	
	451	3	1	2					3	3			2		1		
	452	60	12	46					60	58			45	265.7	2		
	453	4	4	4				4	4	4			4	212.5			
	454	8	2	6					8	8			5	278.0			
	455	4	1	3					4	4			3	253.3	1		
	456	6		2					6	8			2		4	7.750	
	457	8	2	6					8	8			8		7	8.428	
	458	6		2					6	8			2		5	9.800	
	459	1							1	8			1		16	8.956	
	460	8	7	1					8	8			8		2	7.071	
	461	5	5						5	5			2	439.0	7	7.473	
	462	19	18	1					19	19			10	335.0	19	5.500	
	463	1		3					1	5			6	253.6	5	5.500	
	464	2	2	10					2	23			11	266.6	3	5.000	
	465	3	13	6					3	23			15	220.0	9	7.000	
	466	27	27	11					27	25			3	246.4	11	10.318	
	467	23	12	11					23	23			2		15	8.533	
	468	25	10	15					25	25			3		5	7.400	
	469	8	5	3					8	8			3		11	8.681	
	470	20	20	3					20	8	1		2		11	8.700	
	471	5							5	5			1		7	8.142	
	472	18	14	4	1				18	18	1		2		7	10.000	
	473	18	15	2					17	17			1		6	9.750	
	474	4	3	2					4	2			1		3	8.166	
	475	6	5	1					6	6			2		5	7.900	
	476	14	12	2					14	6			1		13	8.500	
	477	2							2	6			4	38.75	8	7.762	
	478	10	10						10	9			4	20.75	6	9.166	
	479	7	7						7	13	1		4		10	9.700	
	480	9	8	1					9	15			1		6	7.416	
	481	8	8						8	11	1		1		6		
	482	3	3						3	11			4		2	26.50	
	483	9	6	3					9	8			4	26.50	2		
	484	13	13						13	8			4	48.25	1	6.000	
	485	9	8	1					9	6	1		1		3	6.000	
	486	9	8	1					9	6			2		8	7.312	
	487	13	9	4					13	7			5	45.20	18	7.472	
	488	15	11	4					13	27			5		5	7.600	
	489	12	10	2					12	7			1	29.00	15	9.233	
	490	2							2	24			1		5	8.200	
	491	4	4						4	6			2		4	7.125	
	492	12	10	2					12	4			1		9	7.966	
	493	14	11	3					14	6			3	27.66	9	7.411	
	494	15	14	1					15	14			3		14	6.300	
	495	6	6						6	15			3	29.00	1		
	496	6	6						6	5			6		6	5.583	
	497	14	6	8					14	6			8	33.62	2		
	498	9	4	4	1				9	14	1		4	41.25	2		
	499	7	6	1					7	8			1		5	7.200	
	500	13	13						13	7			1		13	7.384	
	501	10	7	3					10	13			3	39.00	3	7.266	
	502	5	4	1					5	10			1		4	7.000	
	503	7	6	1					7	5			1		6	6.916	
	504									7							
	505																
	506	1							1	17			14	24.28			
	507	6	3	14					6	17			48	48.60			
	508	17		47	1				17	47			43	32.32			
	509	48		43					46	45			61	42.93			
	510	46	3	63					46	71			53	35.50	1		
	511	72	8	61		1			72	60			34	24.94			
	512	61	7	33		1			61	36			25	25.24	1		
	513	38	3	37					37	36			94	35.72	1		
	514	37	11	25					37	36			39	35.84	1		
	515	19	19	94					112	113			77	31.22			
	516	55	15	39	1				55	54			6	20.16			
	517									91			77	35.87			
	518	93	16	75	2				93	66			6				
	519	6		6					6	94			77				
	520	95	18	77					94	94							

¹For renter - occupied dwelling units and vacant nonseasonal not dilapidated units, for rent.
²For owner - occupied dwelling units and vacant nonseasonal not dilapidated units, for sale only.

HOUSING—BLOCK STATISTICS

Table 3.—CHARACTERISTICS OF HOUSING FOR WARDS, BY BLOCKS: 1950—Con.

Ward	Block	All dwelling units by occupancy and tenure					All dwelling units by condition and plumbing facilities			Occupied dwelling units			Contract monthly rent ¹		Value ² of one-dwelling-unit structures		
		Total	Owner occupied	Renter occupied	Vacant non-seasonal not dilap., for rent or sale	Other vacant and non-resident	Number reporting	No private bath or dilap.	No running water or dilap.	Total	Persons per room		Number reporting	Average monthly rent (dollars)	Number reporting	Average value (dollars)	
											Number reporting	1.51 or more					Occupied by non-white
8	2663	89	20	69			89	7	89	89			609	39.72	1		
	2664	56	6	50			56	1	56	56			500	29.92	2		
	2665	33		33			33		33	33			333	8.48			
	2666	44	3	41			44		40	39			40	6.02	1		
	2667	121	5	116	4		121	4	118	118	1		114	7.84	1		
	2668	177	7	170	3		177	8	174	174	1		169	8.63	2		
	2669	50	2	48		1	50	4	50	50	4		48	2.22			
	2770	19	1	18		6	19	9	13	13			11	4.90			
	2771	129	12	117	2		129	5	123	122	9	1	113	3.26	4	13.000	
	2772	48	19	28	1		48	1	47	47			28	40.17	3	10.333	
	2773	17	2	15	2		17		15	14			15	30.06			
	2774	62	12	50	1	1	62	6	60	60	4		48	4.37	3	10.666	
	2775	88	22	66		2	88	2	86	85	12		62	4.03			
	2776	27	2	25			27	2	27	27			19	9.57	1		
	2777	14	3	11			14	1	14	14		1	8	8.62			
	2778	39	7	32			39	3	39	39	1		28	7.39			
	2779	39	7	32			39	9	39	39			7	9.28	1		
	2791	35	2	33			35	7	35	35			26	3.30	2		
	2792	39	12	27			39	3	39	39			27	8.62	2		
	2793	76	24	51		1	76	5	75	75			50	3.62	5	8.000	
	294	70	19	51			70		70	70			50	3.61	3	9.166	
	295	61	15	46			61		61	61			46	3.34	1		
	296	78	13	65			78	11	78	78	8		64	4.45	3	6.333	
	297	111	20	89	2		111	2	109	109	11		91	4.47	3	8.600	
	298	66	22	43	1		66	2	65	65	11		41	3.00	4	8.255	
	299	39	13	24		2	39	2	37	37	2		28	5.60	4	9.000	
	300	126	27	98	1		126	13	125	125	2		44	7.16	3	7.000	
	3001	68	20	47	1		68	4	67	67	3		44	3.04	1	9.000	
	3002	65	15	50			65	4	65	65			48	3.70	2		
	3003	55	12	42	1		55	15	54	54	2		42	5.28			
	3004	10	5	5			10	2	10	10			5	0.60	1		
	3005	32	7	25			32	2	32	32			25	5.40	3	12.166	
	3006	6	1	5			6	2	6	6			5	5.37			
	3007	65	16	49			65	24	65	65	1		55	5.84	1		
	3008	55	7	47	1		55	6	54	54			44	7.04	1		
	3009	27	1	25		1	27	10	26	26	2		23	5.95			
	310	199	12	184	1	1	199	70	196	196	4		181	4.83	1		
	311	80	11	65	1	4	80	4	76	76	7		67	7.41			
	3112	23	2	21			23	3	23	23			20	0.93			
	3113	95	9	81	5		95	40	90	90	1		80	2.62			
	3116	30	8	22			30	9	30	30	1		22	7.63			
	3117	67	17	49	1		67	9	66	66	3		48	5.54	2		
	3120	31	4	27			31	1	31	31	1		29	1.00			
	3121	8	8	23			8	1	8	8	4		4	5.86	2		
	3122	44	3	41			44	3	41	41	4		38	5.22	1		
3123	130	10	111			130	30	130	130	6		100	7.00	1	9.000		
3124	74	10	64			74	20	74	74	4		65	8.92				
3125	19	7	12			19	1	19	19			14	0.25	2			
3126	112	19	91	2		112	1	110	110	1		93	8.08	4	5.000		
3127	25	4	21			25	2	25	25			21	3.71				
3128	81	3	77	1		81	6	80	80	2		78	29.37				
3129	135	22	110	3		135	18	132	132	5		111	4.07	5	7.100		
3130	41	10	30		1	41	12	41	41	9		38	3.89	1			
3131	22	1	21		1	22	2	22	22			21	4.89	1			
3132	22	3	19		2	22	0	22	22	1		31	2.45	1			
3133	22	9	15			22	2	24	24			13	7.30	6	15.083		
3134	22	8	14			22	6	22	22			17	4.24	1			
3135	22	8	14	2		22	5	22	22			14	9.66	2			
3136	22	1	21			22	6	22	22			24	9.70	1			
3137	22	3	19			22	1	22	22			23	6.86				
3138	22	3	19			22	4	22	22			23	6.86				
3139	22	3	19			22	5	22	22			23	6.86				
3140	76	17	59			76	5	76	76			58	3.60	3	7.333		
9	PART IN BLOCK AREA B																
	1116	38	29	9					38	38			8	67.50	20	15.350	
	1117	38	16	1		3			37	37			15	5.63	3		
	1119	38	26	11	1				37	37	1		11	61.81	14	12.214	
	1120	26	21	5					26	26			5	49.60	14	15.892	
	1121	6	6						6	6					6	15.333	
	1122	25	19	6					25	25			6	52.50	17	11.233	
	1123	13	13						13	13					13	11.233	
	1124	24	16	8					24	24			7	4.628	14	12.500	
	1125	23	17	3	2	1			23	20			3	60.00	16	12.875	
	1126	20	10	9	1				19	19			9	4.788	5	11.600	
	1127	4	3	1					4	4			1		2		
	1128	3	3						3	3					3	13.000	
	1129	19	17	2					19	19			2		11	11.863	
	1130	2	2						2	2					2		
	1131	5	5						5	5			2		1		
	1132	9	9						9	9			1		1		
	1133	27	19	8					27	27			8	47.62	15	11.366	
	1134	51	45	6					51	51			8	53.33	41	12.439	
	1135	206	179	19		8			205	198	2		18	57.00	164	14.021	
1136	24	16	8					24	24			7	60.14	13	12.423		
1137	17	13	4					17	16			3	5.666	13	17.807		
1138	23	20	3					23	23			3	55.00	19	11.947		
1139	33	19	13		1			32	32			1	62.16	11	15.863		
1140	29	16	13					29	29			1	61.30	9	14.050		
1141	31	17	14					31	31			1	64.00	9	12.555		

¹For renter - occupied dwelling units and vacant nonsensational not dilapidated units, for rent.
²For owner - occupied dwelling units and vacant nonsensational not dilapidated units, for sale only.

Table 3.—CHARACTERISTICS OF HOUSING FOR WARDS, BY BLOCKS: 1950—Con.

Ward	Block	All dwelling units by occupancy and tenure					All dwelling units by condition and plumbing facilities			Occupied dwelling units			Contract monthly rent ¹		Value ² of one-dwelling-unit structures			
		Total	Owner occupied	Renter occupied	Vacant non-seasonal not dilap., for rent or sale	Other vacant and non-resident	Number reporting	No private bath or dilap.	No running water or dilap.	Total	Persons per room		Number reporting	Average monthly rent (dollars)	Number reporting	Average value (dollars)		
											Number reporting	1.51 or more					Occupied by non-white	
9	142	9	7	1		1			9						5	15,500		
	208	24	17	7					23			1	6,228	10	14,500			
	209	69	55	12	1	1		1	67	67		11	6,136	45	13,240			
	210	29	26	2					28	28		2		22	13,000			
	211	20	19	1					20	20		1		17	13,352			
	212	40	32	8					40	40		7	5,914	26	12,180			
	213	17	13	4					17	17	1	3	5,600	11	14,545			
	214	17	12	5				1	17	17	1	5	4,600	11	11,409			
	215	21	20	1					21	21		1		19	11,210			
	216	36	24	12					36	36		11	5,400	19	10,789			
	217	29	24	5					29	29		5	5,740	15	12,166			
	218	24	12	12					24	24		10	4,810	7	9,542			
	219	17	11	6					17	17		6	4,500	5	9,600			
	220	17	10	7					17	15		6	4,700	3	10,666			
	221	31	21	10					31	31	1	9	5,288	14	12,571			
	222	53	25	27	1				52	49		27	4,800	11	14,181			
	223	12	11	1					12	12		1		9	11,222			
	224	30	25	5					30	30	1	5	6,340	17	14,294			
	225	56	40	16				2	56	56		15	5,650	25	13,120			
	226	9	9						9	9				8	12,637			
	227	7	5	1	1				7	6				5	17,900			
	228	1																
	229	9	9						9	9				9	13,166			
	230	20	17	3					20	20		3	5,500	11	8,727			
	231	33	19	14					33	33		14	4,871	6	9,333			
	232	14	8	6					14	14		6	5,083	5	10,900			
	233	70	31	38	1			11	70	69		38	4,573	6	8,333			
	234	23	12	11					23	23	2	11	4,872	4	6,825			
	235	28	15	13					28	28		13	4,900	5	8,600			
	250	1																
	251	18	17	1					18	18		1		16	11,468			
	252	24	23		1				24	23				23	10,595			
	253	22	19	2		1			21	20	1	2		17	9,411			
	9	PART IN BLOCK AREA C																
		54	56	38	16	2			54	54			18	5,561	29	18,937		
55		23	11	11	1			23	21			10	5,910	4	15,750			
56		26	26					26	26					26	19,907			
57		23	17	6				23	23			6	6,083	12	18,250			
58		115	71	41	2	1		111	112		2	39	6,100	47	13,308			
59		13	8	5				12	13			5	4,200	6	11,500			
60		19	13	6				19	19	1		6	5,250	9	10,611			
61		14	11	3				14	14			2		8	15,500			
62		24	19	5				24	24			5	7,040	10	13,500			
63		27	19	8				26	27			8	5,737	11	12,181			
64		13	9	3		1		13	12			3	5,833	7	11,500			
65		70	28	42				66	70	2		42	3,652	13	10,692			
66		23	22	1				23	23		1	1		21	16,523			
67		19	19					19	19					19	19,526			
68		7	4	3				7	7			3	7,300	3	17,000			
69		12	11	1				12	12			1		10	12,350			
70		1																
71		120	33	87				120	103			80	3,885	10	13,500			
72		69	15	50	1	3		69	64			51	3,454					
93		5	2	3				5	5			1	8,900	1				
94		33		33				33	33	1		3	2,287					
97		39	1	36		2		39	37			15	3,550					
98		75	8	62	3	2		74	70			5	6,400	1				
99		103	4	98	1			103	46			4	9,600					
100		111	5	100	4	2		111	105			101	4,657	1				
101		33	6	26	1			33	32			24	5,450	1				
102		43	9	34				41	43	1		30	4,863	2				
103		29	5	24				29	29			24	3,662					
104		60	8	51		1		59	59			50	3,452	2				
105		39	12	27				37	39			27	3,355	1				
106		85	15	66	3	1		83	81	1.6		67	3,641	1				
107		42	9	33				42	42	8		33	4,293	3	7,666			
108		49	2	47				49	49	4		47	3,938					
109		109	13	95		1		109	15	1.5	7	108	3,297	1				
110	110	8	101		1		110	5	5		109	2,527						
111	40	9	31				40	40			31	3,754						
112	27	7	20				27	27			20	3,955	1					
113	57	11	45	1			55	55	5		45	3,382						
114	45	8	37				45	45			36	3,630						
115	27	6	16	1	4		27	22	3	2	16	3,643	2					
116	48	10	38				48	47	6		38	3,105	1					
117	71	18	52		1		70	70	2		51	3,168	2					
118	71	14	53		4		71	67	3	3	53	3,049	2	9,700				
119	67	12	55				67	67			55	3,105	5	7,250				
120	32	9	22		1		32	31	2		22	2,931	4					
121	43	7	36				43	43	3		35	2,948	2					
122	18	1	17				18	18			14	3,142						
123	82	20	61	1			81	81	2		62	2,950	2					
124	57	10	46		1		55	56	3		45	3,484	1					
125	40	8	32				40	40	2		31	2,470						
126	127	7	120				123	4			118	2,958	1					

¹For renter-occupied dwelling units and vacant nonseasonal not dilapidated units, for rent.
²For owner-occupied dwelling units and vacant nonseasonal not dilapidated units, for sale only.

HOUSING—BLOCK STATISTICS

Table 3.—CHARACTERISTICS OF HOUSING FOR WARDS, BY BLOCKS: 1950—Con.

Ward	Block	All dwelling units by occupancy and tenure					All dwelling units by condition and plumbing facilities			Occupied dwelling units			Contract monthly rent ¹		Value ² of one-dwelling-unit structures			
		Total	Owner occupied	Renter occupied	Vacant non-seasonal not dilap., for rent or sale	Other vacant and non-resident	Number reporting	No private bath or dilap.	No running water or dilap.	Total	Persons per room		Number reporting	Average monthly rent (dollars)	Number reporting	Average value (dollars)		
											Number reporting	1.51 or more					Occupied by non-white	
9	127	53	1	51		1	53	19	1	52	52	2	50	31.52	1			
	128	73		73			73	4	1	73	73		73	41.69				
	129	4		3		1	3			3			3	47.33				
	140	63	2	61			63	48	9	63	63	5	61	35.42				
	141	40	1	38			39	11		39	39		39	34.30				
	142	6	2	3	1		6	6		5	5	1	4	17.50	1			
	143	102	5	95	1		102	31	11	100	100	3	95	35.14	1			
	147	75	9	65		1	70	13		74	71	2	60	27.13	1			
	148	47	14	33			47	1	1	47	43	1	33	26.30	1			
	149	53	8	45			53			53	53	3	45	28.88	2			
	150	60	14	46			60			60	58	3	46	32.04				
	151	54	12	40	1	1	53	1		52	52	1	40	30.82				
	152	6		6			6			6	6		6	44.00				
	153	4	1	2		1	4			3	3		2		1			
	154	37	10	27			37	6	1	37	37	3	27	33.18	5	5.500		
	156	13	2	11			13	6		13	13		11	31.54				
	157	6	2	4			6			6	6		4		6	11.666		
	158	17	14	3			17	17		17	17		3	42.33	11	11.045		
	159	22	8	14			22	22		22	22		14	35.50	3	10.333		
	160	23	3	19	1		23	23		22	22		19	36.52				
	161	37	9	28			37			37	37		28	36.39	4	8.875		
	162	19	16	3			19	19		19	19		3	53.00	12	10.583		
	163	48	23	24	1		48	47		47	47		24	59.70	18	10.938		
	164	3	1	2			3	3		3	3		2		1			
	165	13	7	6			12	12		13	12		6	31.83	3	11.333		
	166	17	13	4	3		17	14		14	14		11		13	10.176		
	167	35	11	24			35	35		35	35		24	63.20	11	9.590		
	168	13	11	2			13	13		13	13		2		9	8.888		
	169	24	15	9			24	24		24	24		9	42.11	13	8.384		
	170	9	7	2			9	9		9	9		2		5	10.100		
	171	6	4	2			6	6		6	6		2		3	10.000		
	172	16	8	8			16	16		16	16		8	50.12	6	9.416		
	173	30	15	15			30	30		30	30		15	37.20	10	9.700		
	180	83	50	31		2	83	83	2	81	80		28	60.17	43	9.476		
	183	17	11	6			17	17		17	17		6	53.16	10	9.350		
	184	31	16	15			31	31		31	31		13	48.92	13	9.961		
	185	1					1	1		1	1				8	9.337		
	186	12	11	1			12	12		12	10		1					
	189	2					2	2		2	2							
	190																	
	191	5	5				5	5		5	5				5	11.200		
	192	5	3	1	1		5	5		4	4		1		3	9.666		
	195	2					2	2		2	2							
	196	6	5	1			6	6		6	6		1		5	13.600		
	197	18	14	1	3		18	18		15	14				14	10.085		
	198	8	8				8	8		8	8				8	10.062		
	199	16	9	7			16	16		9	9				9	11.000		
	200	8	8				8	8		8	8				8	9.287		
	201	26	17	9			26	26		17	17				19	10.173		
	202	23	18	5			23	23		18	18				23	10.395		
	203	23	18	2	1	2	23	23		20	20		3	60.33	16	10.593		
	204	1					1	1		1	1							
	251	7	7				7	7		7	7				7	11.928		
	252	54	16	38			54	54	1	54	54	7	37	30.48	3	7.666		
	253	21	6	15			21	21	3	21	21	4	13	21.73	15			
	254	18	3	15			18	18		18	18	1	15	24.33	18			
	255	25	5	19			24	24	11	24	23	1	4	25.33	1			
	256	69	13	53		1	68	66	11	66	66	4	52	26.46	6	5.333		
	280	11	2	9		3	11	11	1	11	11	6	9	26.66				
	281	32	10	22			32	32		32	32		22	33.77	1			
	282	49	14	35			47	47	10	49	49		35	33.31	2			
	283	75	19	55		1	75	75	4	74	74	1	55	31.98				
	10	PART IN BLOCK AREA B																
		16	120	101	16	1	2	120	25	13	117	117	4	10	43.70	96	11.447	
		17	4					3	3	3	4	4		2		1		
		18	12	2	2			12	4	1	12	12				12	6.041	
		19	27	18	7			26	25	3	25	25	1	6	26.33	15	7.266	
		20	21	15	5		2	20	20		20	20		3	51.66	12	9.750	
		21	20	19		1	1	20	19		19	19				19	10.605	
		22	9	9				9	9		9	9				9	11.944	
		23	18	18				18	18		18	18				17	10.523	
		24	15	12	3			15	15		15	15		3	58.00	10	8.610	
		25																
		26	22	18	3	1		22	21		21	21		3	53.66	18	11.138	
		28	4	3	1			4	4		4	4				3	12.666	
		29	11	7	2		2	11	9		9	9		2		7	10.857	
		30	4	3	1			4	4		4	4				3	8.166	
		32	5	5				5	5		5	5				5	12.100	
		33	15	15				15	15		15	15				14	12.035	
		34	10	10				10	10		10	10				10	12.100	
		35	2					2	2		2	2						
		36	4	4				4	4		4	4				4	13.000	
	37	5	5				5	5		5	5				5	9.200		
	38	8	8				8	8		8	8				8	10.250		
	39	5	5				5	5		5	5				4	11.000		

¹For renter - occupied dwelling units and vacant nonseasonal not dilapidated units, for rent.
²For owner - occupied dwelling units and vacant nonseasonal not dilapidated units, for sale only.

Table 3.—CHARACTERISTICS OF HOUSING FOR WARDS, BY BLOCKS: 1950—Con.

Ward	Block	All dwelling units by occupancy and tenure					All dwelling units by condition and plumbing facilities			Occupied dwelling units			Contract monthly rent ¹		Value ² of one-dwelling-unit structures		
		Total	Owner occupied	Renter occupied	Vacant non-seasonal not dilap., for rent or sale	Other vacant and non-resident	Number reporting	No private bath or dilap.	No running water or dilap.	Total	Persons per room		Occupied by non-white	Number reporting	Average monthly rent (dollars)	Number reporting	Average value (dollars)
											Number reporting	1.51 or more					
10	40	5	5			5			5	5					5	14200	
	41	4	4			4			4	4					4	11525	
	42	11	2	1		11		1	10	10			1		9	11500	
	43	22	20	2		21			22	22			2		18	11222	
	44	3	3			3			3	3					1	9565	
	45	36	2	1		36	2	1	35	35	2		7	3614	8	12425	
	46	11	1	2		11			11	11			2		13	11076	
	47	14	1			14			13	13					6	11333	
	48	6	6			6			6	6					6	12166	
	49	6	6			6			6	6					6	12166	
	50	18	11	7		18			18	18			6	4516	9	11000	
	51	11	10	1		11			11	11			1		8	10611	
	52	6	6			6			6	6					6	11166	
	53	5	5			5			5	5					5	9800	
	54	5	5	1		6			6	6			1		4	7500	
	55	6	6			6			6	6					6	8166	
	56	3	3			3			3	3					3	10000	
	57	3	3			3			3	3					3	7566	
	58	3	3	1		3			3	3			1		1	7566	
	59	7	7			7			7	7					7	8214	
	60	24	19	5		24			24	24			5	5680	17	12294	
	61	7	7			7			7	7					7	12500	
	62	57	42	13		56	1	1	55	53			13	5207	38	10906	
	63	19	11	8		19			19	19			8	4952	5	11800	
	64	46	41	5		46			46	46			5	4120	37	9513	
	65	2	2			2			2	2							
	66	2	2			2			2	2							
	67	15	13	1		15	1	1	14	14					13	13692	
	68	5	5			5			5	5					5	10400	
	69	2	2			2			2	2							
	70	2	2			2			2	2							
	72	1	1			1			1	1							
	73	1	1			1			1	1							
	74	10	10	2	1	10	2	1	10	10			2		99	22550	
	75	3	3			3			3	3					3	26666	
	76	3	3			3			3	3					3	29000	
	77	3	3			3			3	3					3	20959	
	78	3	3			3			3	3					3	20959	
	79	3	3			3			3	3					3	12439	
	100	6	5	1	2	6		2	5	5			1		33	11338	
	101	3	3			3			3	3		1			13	13961	
	102	3	3			3			3	3					3	16071	
	103	2	2			2			2	2			1	3075	13	13961	
	104	17	13	4		17			17	17			4		13	16071	
	105	21	21			21			21	20					20	21650	
	106	3	3			3			3	3					3	18333	
	107	5	5			5			5	5					5	27000	
	108	3	3			3			3	3					3	21600	
	109	3	3	2		3			3	3			2		16	17650	
	110	4	4			4			4	4					3	11833	
	111	18	12	6	1	18		1	18	18			6	7500	39	17650	
	112	18	12	6		18			18	18					4	11833	
	113	20	12	8		20			20	20					16	12375	
	114	3	3	1		3			3	3			1	6046	9	11222	
	115	18	12	6		18			18	18			5	6740			
	116	27	17	10		27			27	27			10	6620	10	12500	
	117	19	17	2		19			19	19			2		17	15911	
	118	7	4			7			7	7					4	20750	
	143	86	53	32	1	86		1	85	85			2	6165	36	14430	
	144	17	14	3		17			17	17					12	10833	
	145	72	49	23		72			72	72			3	4233	12	10833	
	146	18	12	6		18			18	18					3	14864	
	147	18	12	6		18			18	18					3	14400	
	148	3	3			3			3	3			10	5523	37	14864	
	149	43	40	3		43			43	43					5	14400	
	150	35	33	2		35			35	35					3	15796	
	151	19	18	1		19			19	19					3	13192	
	152	3	3			3			3	3			1	4933	3	14121	
	153	2	2			2			2	2					2	11735	
	154	48	43	2	3	48			45	45					19	14084	
	155	6	6			6			6	6					6	16964	
	156	115	93	18	2	114		2	111	107			18	7377	83	33666	
	157	8	8			8			8	8					4	19107	
	185	29	28	1		29			29	29					4	17250	
	186	33	32	1		33			33	33					6	12416	
	187	12	12			12			12	12					4	12250	
	188	8	8			8			8	8					1	12250	
	189	54	24	30		51			54	54			3	4230	6	13250	
	190	36	16	20		36			36	36			3	6521	11	12909	
	191	17	14	3		17		1	17	17					11	12909	
	192	38	25	13		38			38	38					13	14461	
	193	58	22	36		58			58	58					7	10000	
	194	74	22	52		73		1	74	74			2	4771	3	11833	
	195	7	2	5		7			7	7					1	4100	
	196	48	14	33		48			47	47					3	4360	
	197	50	18	32		50		2	50	50					3	3333	
	198	56	28	28		56			56	56					2	3700	
	199	31	27	4		31		1	31	31			3	6000	23	15913	
	200	34	23	10	1	34			33	33					17	14264	
	201	8	8			8			8	8					8	16750	
	202	39	25	14		39			39	39					15	12800	
	203	16	10	6		16			16	16			14	6842	6	11166	
	204	12	7	4	1	12		1	11	11			6	4083	5	8580	
	205	9	9			9			9	9			5	6240	9	12611	

¹For renter - occupied dwelling units and vacant nonseasonal not dilapidated units, for rent.
²For owner - occupied dwelling units and vacant nonseasonal not dilapidated units, for sale only.

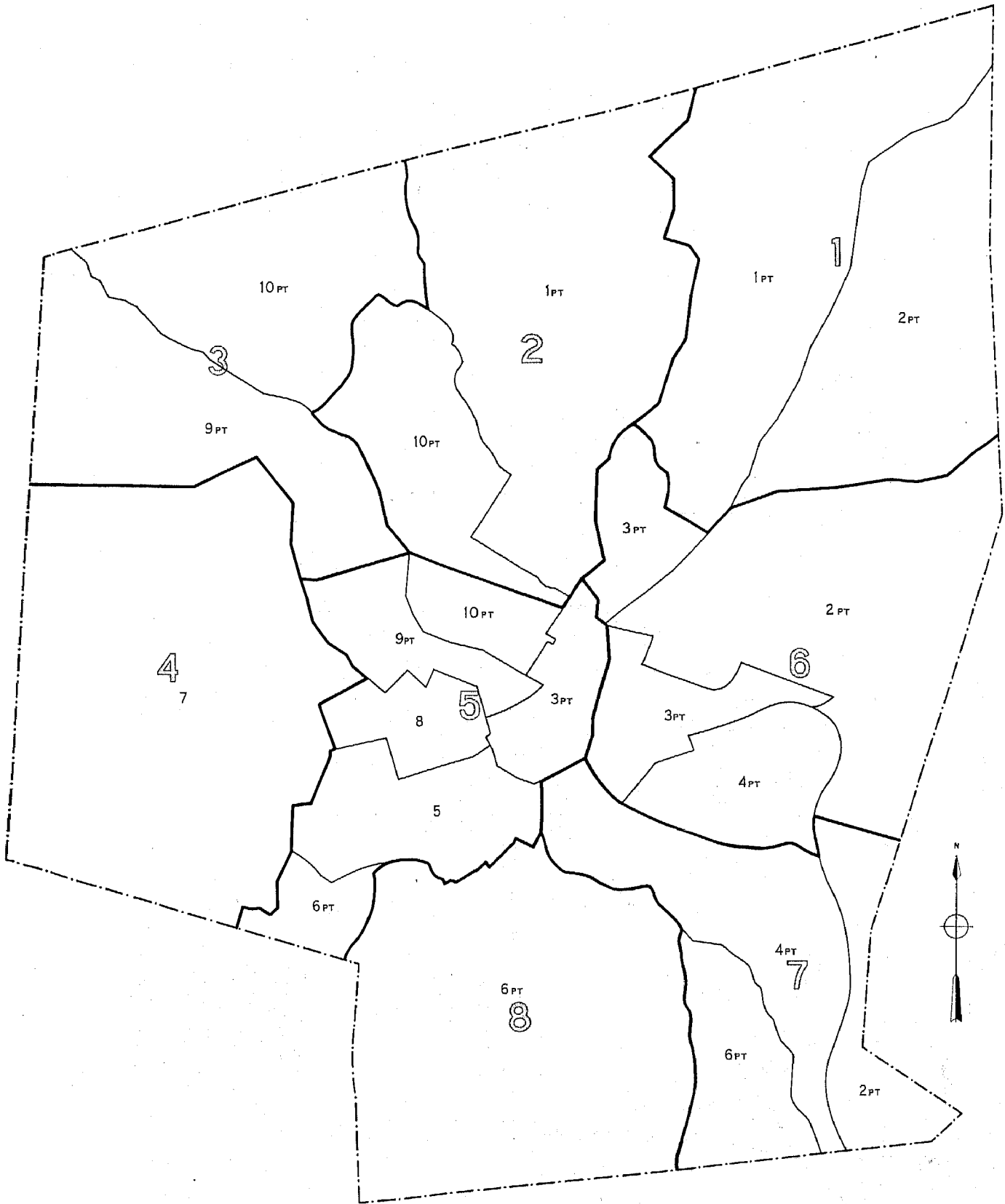
HOUSING—BLOCK STATISTICS

Table 3.—CHARACTERISTICS OF HOUSING FOR WARDS, BY BLOCKS: 1950—Con.

Ward	Block	All dwelling units by occupancy and tenure					All dwelling units by condition and plumbing facilities			Occupied dwelling units			Contract monthly rent ¹		Value ² of one-dwelling-unit structures		
		Total	Owner occupied	Renter occupied	Vacant non-seasonal not dilap., for rent or sale	Other vacant and non-resident	Number reporting	No private bath or dilap.	No running water or dilap.	Total	Persons per room	Occupied by non-white	Number reporting	Average monthly rent (dollars)	Number reporting	Average value (dollars)	
10	206	23	19	4		23			23	23		4	52.00	15	13,766		
	207	14	5	9		14			14	14		9	55.88	1			
10	PART IN BLOCK AREA C																
	7	112	13	97		111	4		110	109	3	97	27.80				
	8	71	19	52		71	11	3	71	71		52	28.13	1			
	9	37	3	34	2	37	14	10	37	37	2	33	27.54				
	10	72	12	58		72	20	14	70	70	5	60	29.41				
	11	13	8	5		13			13	13		5	29.60	5	10,800		
	12	47	13	33	1	47	1		46	46	1	34	35.23	2			
	13	23	15	7		23			23	23	2	18	23.38	2			
	14	82	11	71		80	19		82	79	2	70	28.08	1			
	15	104	15	85	4	104	5	1	100	100	2	88	36.84	4	8,250		
	16	45	9	36		45			45	45		36	35.75	1			
	17	44	11	33		44	1		44	44		33	38.30				
	18	34	12	22		34	1	1	34	34		22	51.04	1			
	19	3		3		3			3	3		3	49.00				
	20	17	3	12	2	17			15	15		14	40.28				
	21	14	4	10		14			14	14		10	59.10	1			
	22	37	14	23	4	35	1		37	37	2	23	50.95	7	13,357		
	23	21		15		21	13		15	15	2	17	51.00				
	24	64	14	48	2	61	3		62	62		50	49.82	3	12,333		
	25	56	7	49	4	55	6	1	56	56		49	44.91	3	7,666		
	26	76	12	60	4	76	9	8	72	67	3	64	56.37	5	5,500		
	27	53	14	38	1	52	5	5	52	50	1	39	49.38	5	7,700		
	28	92	13	78	1	91	7	1	91	89	1	78	52.91	2			
	29	27	2	24		27			26	26	2	24	77.45	1			
	30	88	9	77	2	88	4	1	86	86	2	78	96.48	9	34,444		
	31	106	16	89		104			103	103		89	56.64	8	15,000		
	32	2	2			2			2	2		2	54.34	1			
	33	24	4	18		24	6		22	21	1	18	60.33	1			
	34	30	4	24		30			29	29	2	26	80.97	8	19,250		
	35	105	16	84	1	102	8		100	100	2	81	69.25	2			
	36	8	4	3	1	8	7		7	7		4	52.25	2			
	37	47	7	39	1	45	9		46	45	1	37	64.21	2			
	38	16	5	11		16			16	16		9	49.66	2			
	39	27	4	23		26			27	27		20	55.55	3	13,333		
40	18	15	3		17			18	18		3	11,500	13	34,384			
41	30	14	16		30	5		30	30		16	71.68	6	23,000			
42	49	19	29		49			48	48		28	70.00	2				
43	60	27	31		57	2	2	58	55		26	73.50	3	26,333			
44	23	3	20		23			23	23		20	39.45					
45	20	5	15		20			20	19		14	32.14					
46	17	1	15		17			17	15		14	39.42					
47	67	8	59		65	1	1	67	67	2	57	37.07					
48	33	4	29		33	6		33	33		29	42.06					
49	78	19	57	2	78	6	6	76	76	3	58	51.43	3	11,000			
50	99	20	73	6	98			93	93	1	79	41.51	1				
51	72	16	56		72			72	72	1	56	31.78	4	9,125			
52	59	6	53		59			59	59	1	48	46.25	2				
53	24	3	21		24	3		24	24		21	35.42					
54	43	8	34		43			42	42		34	42.38					
55	61	18	41	1	60			59	59	3	43	51.20	2				
56	10	1	9	2	10			10	10		8	37.50					
57	75	11	64		74	6	3	75	74	4	64	35.79	2				
58	62	6	53	2	62	4		59	59	1	54	43.85					
59	79	13	65	1	74	3		78	77	1	66	42.22	2				
60	36	12	23		35	2		35	34	2	23	53.78	5	9,700			
61	161	4	157		160	1		161	161		156	81.98	1				
62	71	4	67		70	1		71	69		66	69.57	1				
63	67	3	64		65	1		67	64		60	52.21					

¹For renter - occupied dwelling units and vacant nonseasonal not dilapidated units, for rent.
²For owner - occupied dwelling units and vacant nonseasonal not dilapidated units, for sale only.

WORCESTER, MASSACHUSETTS, BY WARDS: 1950
KEY MAP

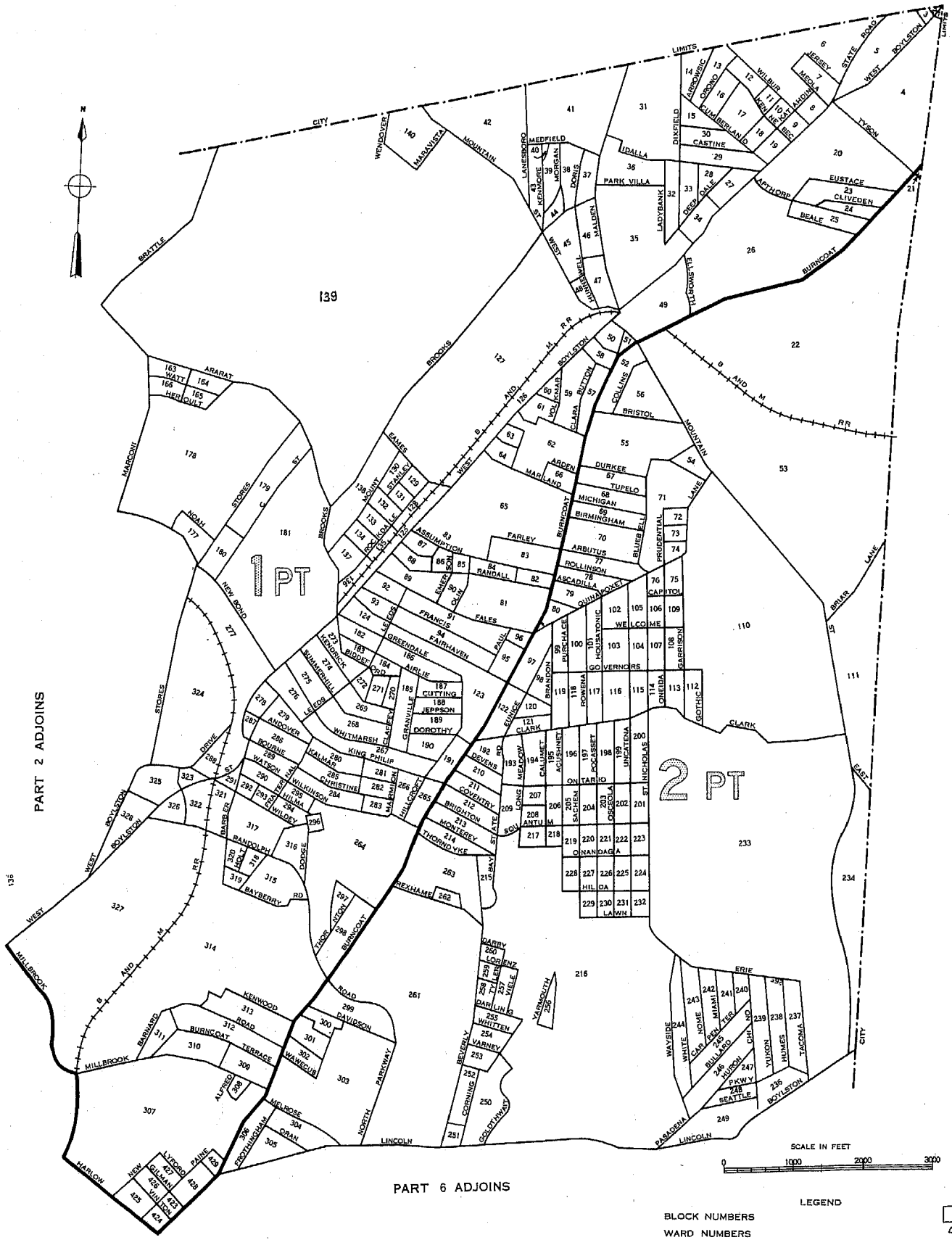


LEGEND
WARD NUMBER
PART NUMBER

9
1

WORCESTER, MASSACHUSETTS, BY WARDS AND BLOCKS: 1950

PART 1 OF 8 PARTS



PART 2 ADJOINS

PART 6 ADJOINS

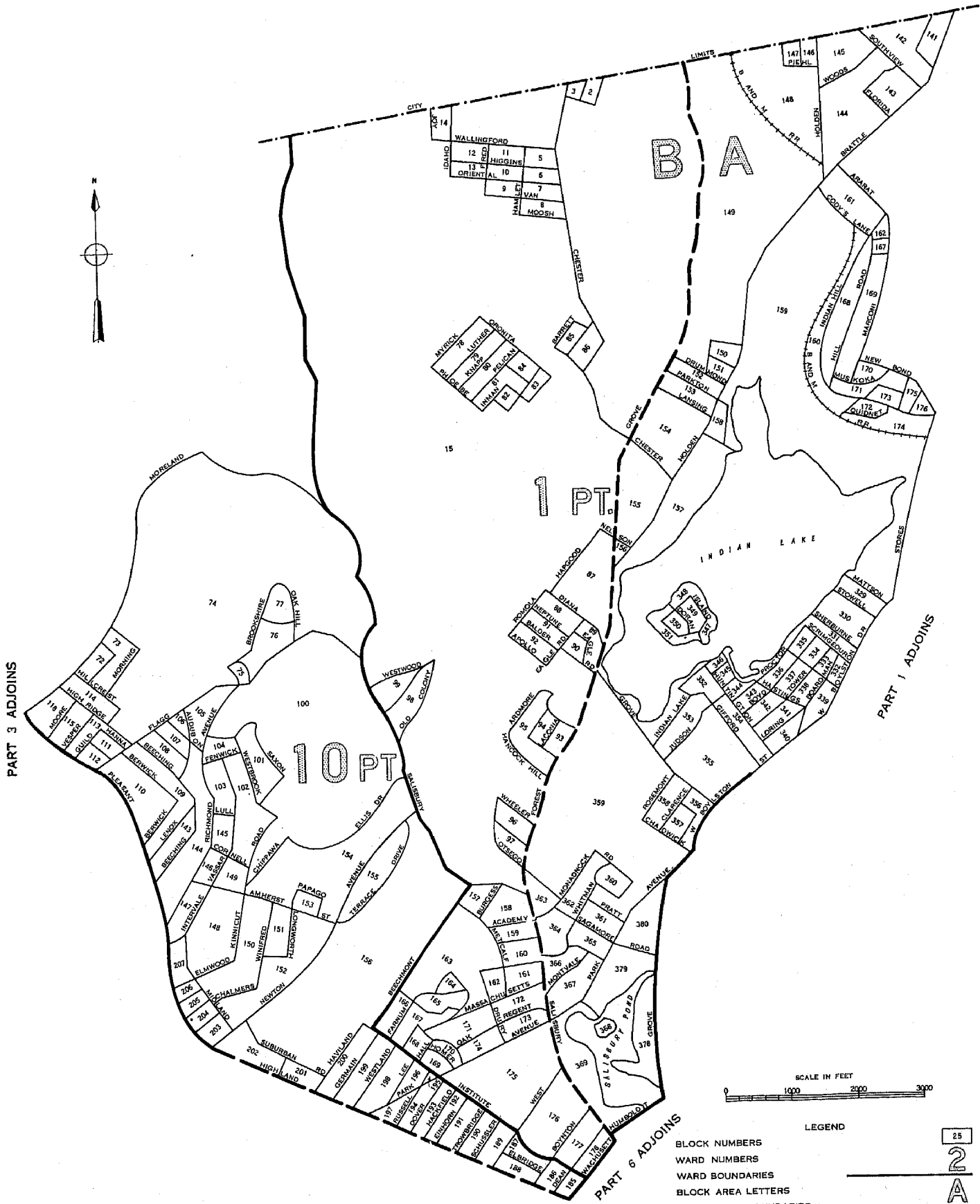
LEGEND
BLOCK NUMBERS
WARD NUMBERS
WARD BOUNDARIES
BLOCK AREA LETTERS
BLOCK AREA BOUNDARIES
U.S. DEPARTMENT OF COMMERCE, BUREAU OF THE CENSUS

25
2
A

U.S. DEPARTMENT OF COMMERCE, BUREAU OF THE CENSUS

WORCESTER, MASSACHUSETTS BY WARDS AND BLOCKS: 1950

PART 2 OF 8 PARTS



SCALE IN FEET
0 1000 2000 3000

LEGEND

BLOCK NUMBERS
WARD NUMBERS
WARD BOUNDARIES
BLOCK AREA LETTERS
BLOCK AREA BOUNDARIES

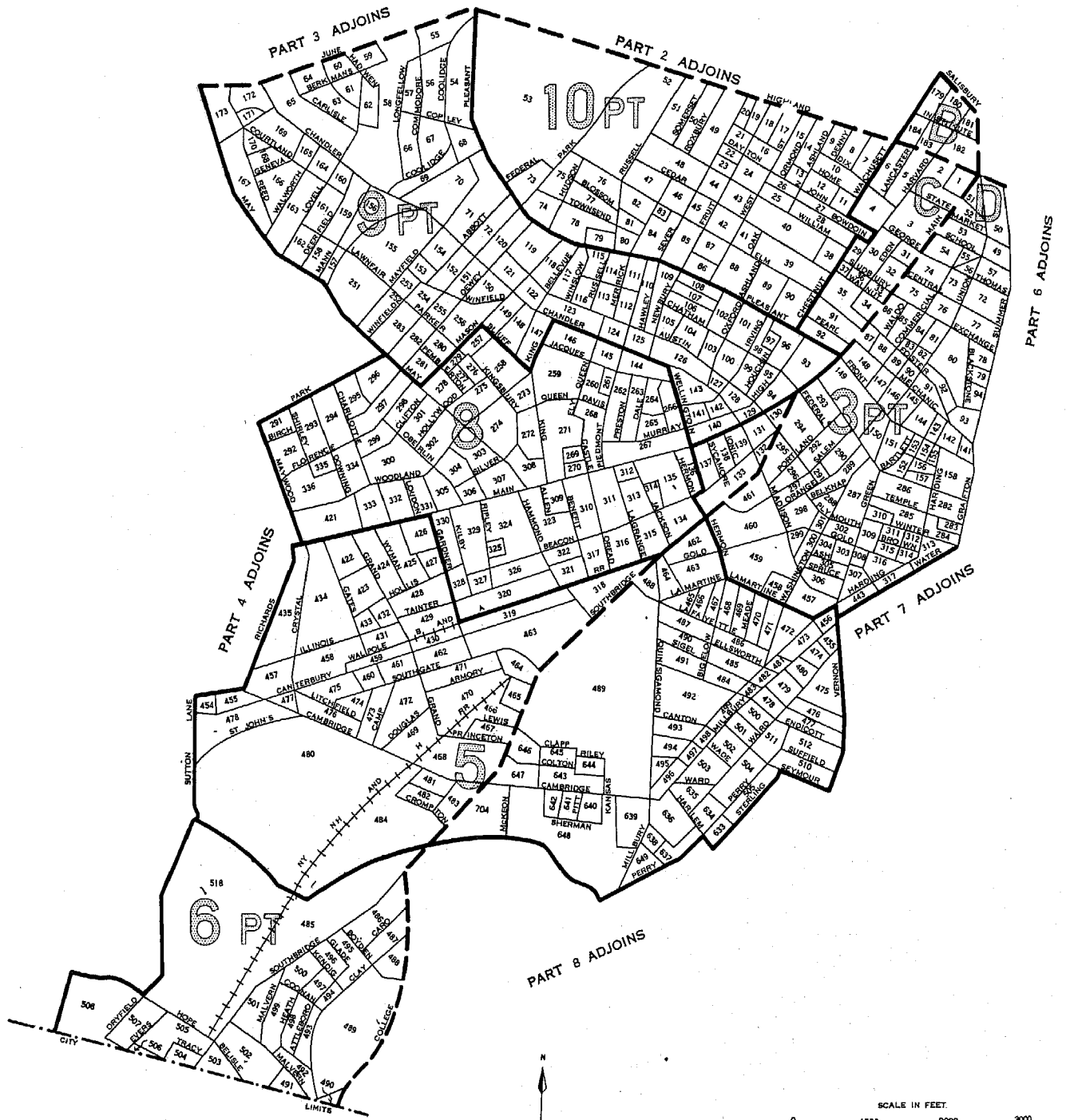
25
2
A

U.S. DEPARTMENT OF COMMERCE, BUREAU OF THE CENSUS

PART 5 ADJOINS

WORCESTER, MASSACHUSETTS, BY WARDS AND BLOCKS: 1950

PART 5 OF 8 PARTS

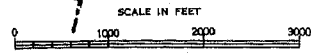


LEGEND

- BLOCK NUMBERS
- WARD NUMBERS
- WARD BOUNDARIES
- BLOCK AREA LETTERS
- BLOCK AREA BOUNDARIES
- U.S. DEPARTMENT OF COMMERCE, BUREAU OF THE CENSUS

WORCESTER, MASSACHUSETTS, BY WARDS AND BLOCKS: 1950

PART 6 OF 8 PARTS



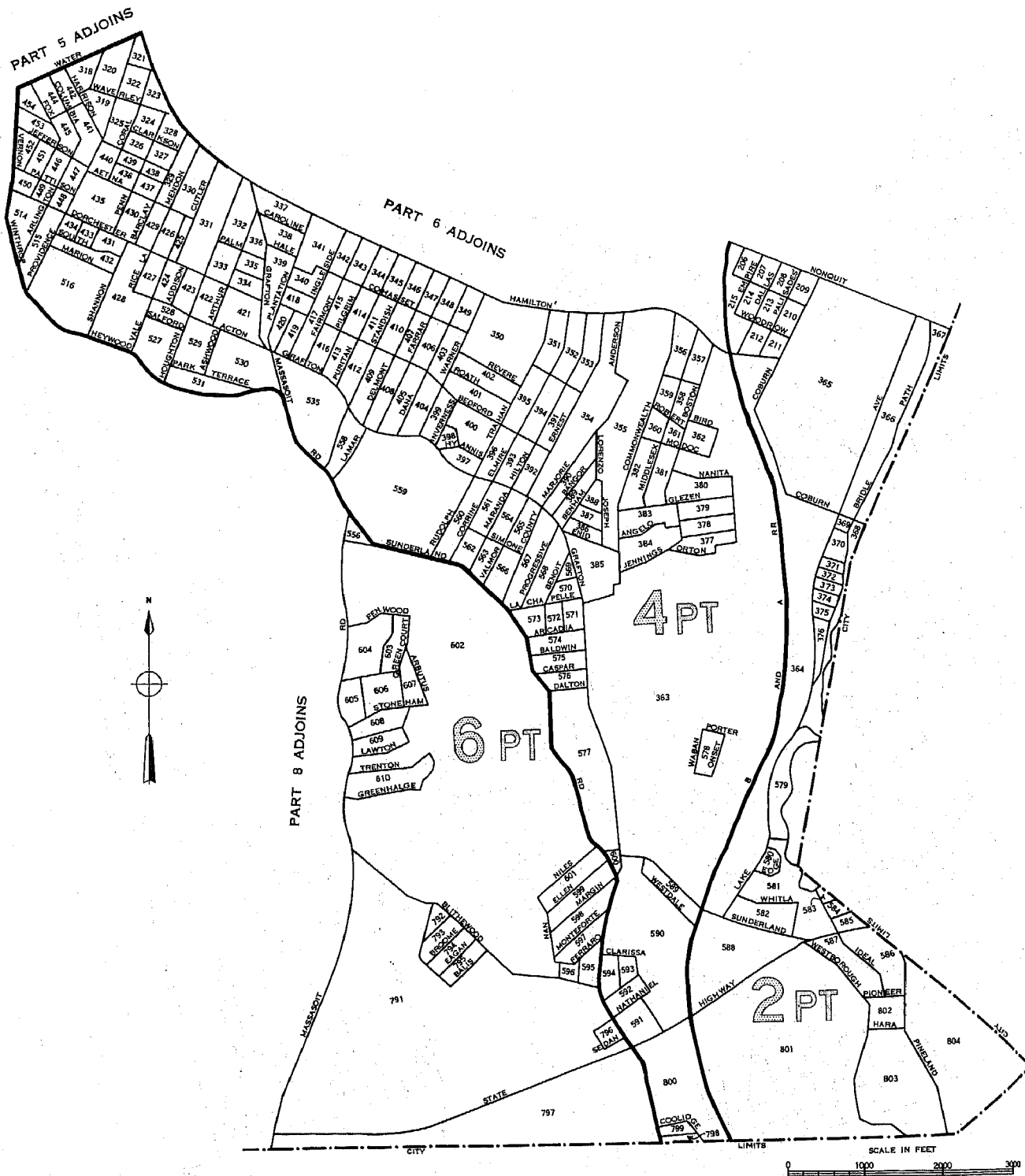
LEGEND

- BLOCK NUMBERS
- WARD NUMBERS
- WARD BOUNDARIES
- BLOCK AREA LETTERS
- BLOCK AREA BOUNDARIES
- U.S. DEPARTMENT OF COMMERCE, BUREAU OF THE CENSUS

25
2
A

WORCESTER, MASSACHUSETTS, BY WARDS AND BLOCKS: 1950

PART 7 OF 8 PARTS



LEGEND

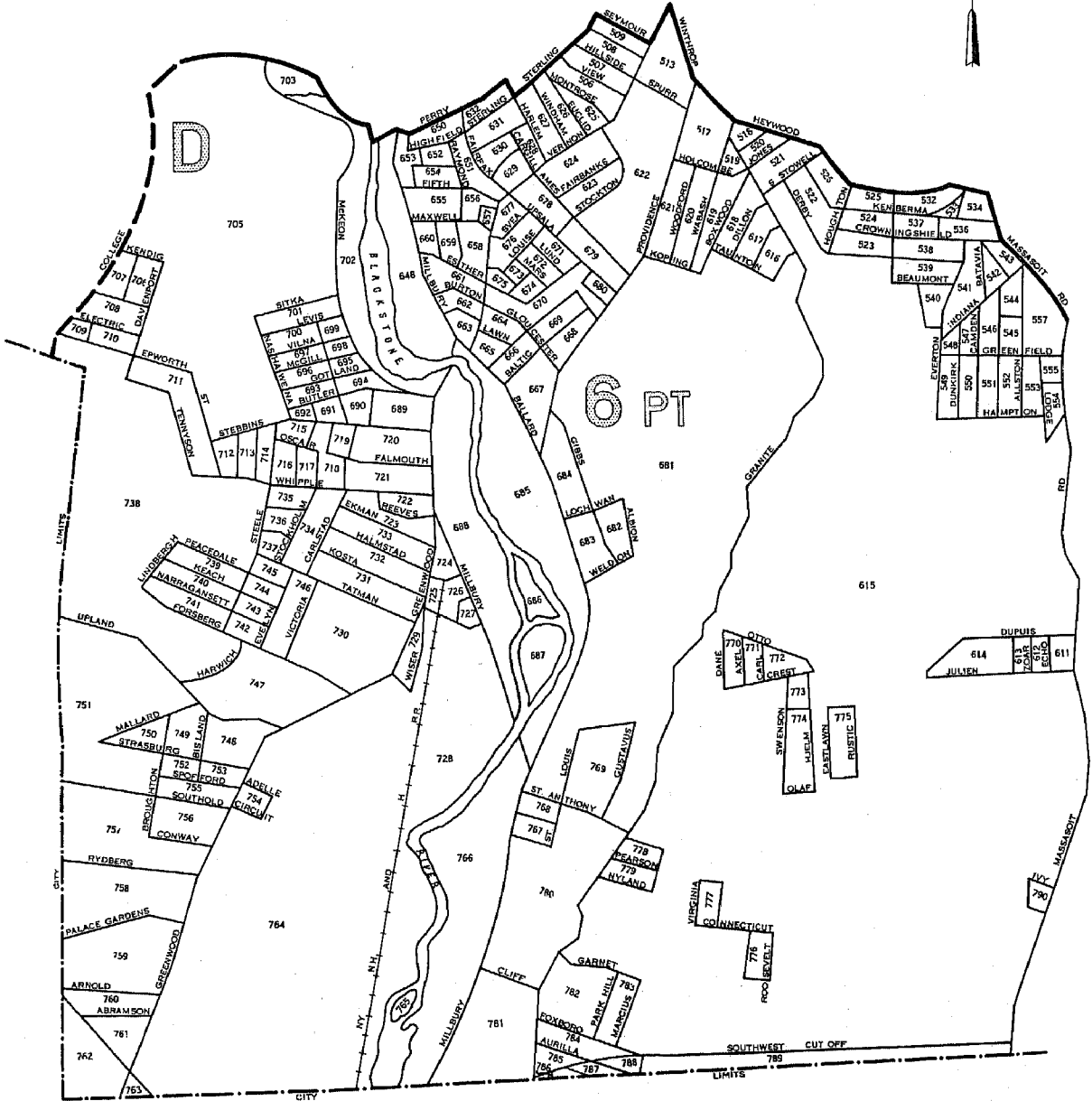
- BLOCK NUMBERS
- WARD NUMBERS
- WARD BOUNDARIES
- BLOCK AREA LETTERS
- BLOCK AREA BOUNDARIES
- U.S. DEPARTMENT OF COMMERCE, BUREAU OF THE CENSUS

25
2
A

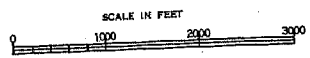
WORCESTER, MASSACHUSETTS, BY WARDS AND BLOCKS: 1950

PART 8 OF 8 PARTS

PART 5 ADJOINS



PART 7 ADJOINS



- LEGEND
- BLOCK NUMBERS 25
 - WARD NUMBERS 2
 - WARD BOUNDARIES
 - BLOCK AREA LETTERS A
 - BLOCK AREA BOUNDARIES
 - U.S. DEPARTMENT OF COMMERCE, BUREAU OF THE CENSUS