


1950 UNITED STATES CENSUS OF HOUSING

U. S. DEPARTMENT OF COMMERCE • BUREAU OF THE CENSUS



YONKERS, N. Y.

**BLOCK
STATISTICS**

U. S. CENSUS OF HOUSING: 1950

Volume

- I General Characteristics
- II Nonfarm Housing Characteristics
- III Farm Housing Characteristics
- IV Residential Financing
- V Block Statistics

Housing statistics for census tracts are to be included in the Population reports on census tracts.

U. S. CENSUS OF POPULATION: 1950

Volume

- I Number of Inhabitants
- II Characteristics of the Population

Succeeding volumes will cover the following subjects:

Census Tracts, Nativity and Parentage, Nonwhite Population by Race, Persons of Spanish Surname, Institutional Population, Differential Fertility, Labor Force Characteristics, Occupation, Industry, Income, Internal Migration, Education, Characteristics of Families and Households.

UNITED STATES CENSUS of HOUSING : 1950
U. S. DEPARTMENT OF COMMERCE
CHARLES SAWYER, Secretary

BUREAU OF THE CENSUS
ROY V. PEEL, Director



BLOCK STATISTICS


YONKERS
NEW YORK

Prepared under the supervision of
Howard G. Brunzman, Chief
Population and Housing Division

1950 HOUSING CENSUS REPORT
VOLUME V, PART 211

UNITED STATES GOVERNMENT PRINTING OFFICE 1952

BLOCKS • CENSUS TRACTS





BUREAU OF THE CENSUS

ROY V. PEEL, *Director*

A. ROSS ECKLER, *Deputy Director*
HOWARD C. GRIEVES, *Assistant Director*
CONRAD TAEUBER, *Assistant Director*
MORRIS H. HANSEN, *Assistant Director for Statistical Standards*
ROBERT Y. PHILLIPS, *Assistant Director for Operations*
CALVERT L. DEDRICK, *Coordinator, International Statistics*
FRANK R. WILSON, *Information Assistant to the Director*

Population and Housing Division—

HOWARD G. BRUNSMAN, *Chief*
WAYNE F. DAUGHERTY, *Assistant Chief for Housing*
ROBERT B. VOIGHT, *Assistant Chief for Operations*
HENRY S. SHRYOCK, Jr., *Assistant Chief for Population*
EDWIN D. GOLDFIELD, *Program Coordinator*

Quality and Equipment Statistics—Robert C. Hamer, *Chief*
Inventory Statistics—Carl A. S. Coan, *Chief*
Developmental Programs—J. Hugh Rose, *Chief*
Residential Financing—Junia H. Honnold, *Chief*
Territories and Possessions—Joel Williams, *Chief*
Statistical Sampling—Joseph Steinberg, *Chief*
Statistical Procedure—Morton A. Meyer, *Chief*
Processing Operations—Milton D. Lieberman, *Chief*

Administrative Service Division—WALTER L. KEHRES, *Chief*
Agriculture Division—RAY HURLEY, *Chief*
Budget Officer—CHARLES H. ALEXANDER
Business Division—HARVEY KAILIN, *Acting Chief*
Field Division—LOWELL T. GALT, *Chief*
Foreign Trade Division—J. EDWARD ELY, *Chief*
Geography Division—CLARENCE E. BATSCHULET, *Chief*
Governments Division—ALLEN D. MANVEL, *Chief*
Industry Division—MAXWELL R. CONKLIN, *Chief*
Machine Tabulation Division—C. F. VAN AKEN, *Chief*
Personnel Division—HELEN D. ALMON, *Chief*

SUGGESTED IDENTIFICATION

U. S. Bureau of the Census. *U. S. Census of Housing: 1950. Vol. V, Block Statistics, Part 211.*
U. S. Government Printing Office, Washington, D. C., 1952

For sale by the Superintendent of Documents, U. S. Government Printing Office, Washington 25, D. C.,
or any of the Field Offices of the Department of Commerce - Price 20 cents

PREFACE

This report presents statistics on characteristics of dwelling units by blocks for the city. The tabulations are based on data from the 1950 Census of Housing, taken as of April 1, 1950. Authorization for the 1950 Census of Housing as part of the Seventeenth Decennial Census was provided by the Housing Act of 1949, approved July 15, 1949.

The major portion of the information compiled from the 1950 Census of Housing appears in Volume I, *General Characteristics*; Volume II, *Nonfarm Housing Characteristics*; Volume III, *Farm Housing Characteristics*; Volume IV, *Residential Financing*; and Volume V, *Block Statistics*. Volume V consists of separate reports, issued as bulletins for each of the 209 cities which in 1940 or in a subsequent census had a population of 50,000 or more. These reports will not be bound into a single publication.

The subjects covered in both the 1950 and 1940 reports on characteristics of dwelling units by blocks are substantially similar.

This report was prepared under the direction of Howard G. Brunzman, Chief, Population and Housing Division, and Wayne F. Daugherty, Assistant Chief for Housing. Robert C. Hamer, Chief, Quality and Equipment Statistics Section, was in charge of coordinating the content and the format of the report with assistance from Carl A. S. Coan, Chief, Inventory Statistics Section; Floyd D. McNaughton, Chief, Equipment and Facilities Unit; Beulah Washabaugh, Chief, Tenure and Vacancy Unit; and Walter A. Hines. The compilation of the statistics was under the supervision of Robert B. Voight, Assistant Chief for Operations.

The collection of the information on which these statistics are based was under the supervision of Lowell T. Galt, Chief, Field Division. The geographic work, including the assignment of all block numbers and the preparation of maps, was under the supervision of Clarence E. Batschelet, Chief, Geography Division. The data were tabulated under the supervision of C. F. Van Aken, Chief, Machine Tabulation Division.

March 1952.

YONKERS, N. Y.

CONTENTS

INTRODUCTION

	Page		Page
General.....	1	Definitions and explanations—Continued	
Related reports.....	1	Condition and plumbing facilities.....	2
Census tracts.....	1	Persons per room.....	2
Use of data.....	1	Color of occupants.....	2
Comparability with 1940 Housing Census data.....	1	Contract monthly rent.....	2
Definitions and explanations.....	1	Value of one-dwelling-unit structures.....	2
Dwelling unit.....	1	Number reporting.....	2
Occupancy and tenure.....	2	Block identification.....	2

TABLES

	Page
Table 1.—Characteristics of housing for the city: 1950.....	3
Table 2.—Characteristics of housing by census tracts: 1950.....	3
Table 3.—Characteristics of housing for census tracts, by blocks: 1950.....	4

Map of city, by blocks, appears following last page of tables.

BLOCK STATISTICS

INTRODUCTION

GENERAL

Volume V of the Reports on Housing consists of a separate report for each of the 209 cities which in 1940, or in a subsequent census prior to 1950, had a population of 50,000 or more. Each report presents for the city, by blocks, tabulations for a limited number of subjects obtained in the Census of Housing. The subjects in these reports are similar to those in the block statistics supplements to Volume I of the reports of the 1940 Census of Housing. The subjects in this report present the number of dwelling units classified by occupancy and tenure, condition and plumbing facilities, persons per room, color of occupants, average contract monthly rent of renter-occupied and selected vacant units, and the average value of one-dwelling-unit owner-occupied and selected vacant structures. In table 1, the statistics for these subjects are summarized for the city. Table 2 contains the statistics for census tracts. In table 3, the data are presented by blocks within census tracts. Maps identifying the location of each block and the census tract boundaries are a part of this report.

Related reports.—Related statistics for this city are contained in the Reports on Housing, Volume I, *General Characteristics*; and in the Reports on Population, Volume I, *Number of Inhabitants*, and Volume II, *Characteristics of the Population*.

The Reports on Housing for each State in Volume I present data on the characteristics of dwelling units for the State by residence (urban, rural nonfarm, and rural farm), for standard metropolitan areas, urbanized areas, counties, for urban places, places of 1,000 to 2,500 inhabitants, and rural-nonfarm and rural-farm dwelling units for each county. Each report includes the following subjects: occupancy, tenure, race of occupants, type of structure, year built, condition and plumbing facilities, water supply, toilet and bathing facilities, number of rooms, number of persons, persons per room, electric lighting, heating equipment, heating and cooking fuels, refrigeration equipment, kitchen sink, radio, television, and, for nonfarm units, the contract monthly rent, gross monthly rent, and value of one-dwelling-unit structures.

Volume I of the Reports on Population shows the 1950 population of each county and of each minor civil division within the county. It also contains figures for each incorporated place, for each unincorporated place with 1,000 or more inhabitants, and for incorporated places of 5,000 or more by wards. A special series of tables presents data for each urbanized area giving the incorporated places and portions of minor civil divisions within it.

Volume II of the 1950 Population Reports contains statistics on the general characteristics of the population. Chapter A of this volume repeats the figures on number of inhabitants as shown in Volume I; Chapter B presents demographic, economic, and social characteristics of the population; and Chapter C gives more detailed cross-classifications for States and large cities and standard metropolitan areas.

Census tracts.—Census tracts are small areas into which certain large cities have been subdivided for statistical and local administrative purposes. In most cases the tracts are permanently established, so that comparison may be made from census to census. The boundaries of tracts are established so as to include approximately equal numbers of inhabitants or equal areas; and each tract is designed to represent an area that is fairly

homogeneous in population characteristics. Although the tracted areas of some cities extend into the suburbs, the data shown in this report are restricted to the tracts within the corporate limits of the city.

Use of data.—The tabulation of housing characteristics for areas as small as city blocks provides descriptive material of considerable value for technical studies of housing in the city. The statistics will be useful in compiling totals for special types of areas that may be defined to meet the requirements of individual investigators. Users of the data should bear in mind that in practically all cases the data for a given block represent the work of only one enumerator. Consequently, housing characteristics for blocks are subject to a wider margin of error than is to be expected in the figures for tracts or wards which represent returns made by a number of enumerators. Misinterpretation of instructions by one enumerator may cause a significant bias in the statistics for a block even though it may have a negligible effect upon the figures for larger areas. In particular, the enumeration of "condition" depended to a considerable extent upon the judgment of the individual enumerator. Also, failure to indicate the correct block number for a significant number of dwelling units may introduce errors into the block data.

Comparability with 1940 Housing Census data.—In the 1940 Census of Housing, reports entitled "Block Statistics" were issued as supplements to the first series of Housing bulletins. These supplements consisted of separate reports for each of the 191 cities which had 50,000 inhabitants or more in 1930.

In the 1950 reports, the block numbers used are different, in most cases, from those used in the 1940 reports. Therefore, to compare 1940 and 1950 data for a given block, it is necessary to locate the block on the maps to obtain the corresponding 1940 and 1950 block numbers.

The subjects in both the 1940 and 1950 reports are substantially similar. However, data on number of structures, year built, and mortgage status have been omitted from the 1950 report. Furthermore, in the 1940 reports average contract or estimated monthly rent was reported for all dwelling units while in 1950 average contract monthly rent is reported for some, and average value for other, dwelling units.

DEFINITIONS AND EXPLANATIONS

More detailed and complete definitions are presented in Volume I of the Housing Reports.

Dwelling unit.—In general, a dwelling unit is a group of rooms or a single room, occupied or intended for occupancy as separate living quarters, by a family or other group of persons living together or by a person living alone.

A group of rooms, occupied or intended for occupancy as separate living quarters, is a dwelling unit if it has separate cooking equipment or a separate entrance. A single room, occupied or intended for occupancy as separate living quarters, is a dwelling unit if it has separate cooking equipment or if it constitutes the only living quarters in the structure. Also, each apartment in a regular apartment house is a dwelling unit even though it may not have separate cooking equipment. Excluded from the dwelling unit count are large rooming houses, institutions, dormitories, and transient hotels and tourists courts.

In the 1940 Census, a dwelling unit was defined as the living quarters occupied or intended for occupancy by one household.

A household consisted of a family or other group of persons living together with common housekeeping arrangements, or a person living entirely alone. However, the enumerator was not explicitly instructed to define rooms as dwelling units on the basis of cooking equipment or separate entrance.

The number of dwelling units in the 1950 Census may be regarded as comparable with the number of dwelling units in the 1940 Census. Some living quarters may have been classified as separate dwelling units in the one census and not in the other. Further, in the 1950 Census, living quarters with five or more lodgers were not tabulated as dwelling units; generally, such quarters were included in the 1940 dwelling unit count. However, the net effect of these changes is probably small.

Occupancy and tenure.—Dwelling units are classified by occupancy and tenure into four groups: owner-occupied; renter-occupied; vacant nonseasonal not dilapidated, for rent or sale; and other vacant and nonresident. A dwelling unit is classified as owner-occupied if it was owned wholly or in part by the head of the household or by some related member of his family living in the dwelling unit. All other occupied units are classified as renter-occupied whether or not cash rent was actually paid for living quarters. Rent-free units and living accommodations received in payment for services performed are thus included with the renter-occupied units.

A dwelling unit is considered vacant if no persons are living in it at the time of enumeration. New units not yet occupied were enumerated as vacant dwelling units if construction had proceeded to the extent that all the exterior windows and doors were installed and final usable floors were in place. The classification "Vacant nonseasonal not dilapidated, for rent or sale" is descriptive of the vacant dwelling units reported in this classification. "Other vacant and nonresident" units include all dilapidated and seasonal vacant units as well as the not dilapidated units which were not for rent or sale.

Because of changes in enumeration procedures, the counts of total vacant units in 1940 and 1950 are not strictly comparable. In 1940, vacant units were enumerated if they were habitable; units uninhabitable and beyond repair were excluded from the enumeration. In 1950, units were included regardless of condition if they were intended for occupancy as living quarters. Therefore, no comparison should be made between the data on "vacant nonseasonal not dilapidated, for rent or sale" units from the 1950 Census and data in the 1940 Census reports.

In both censuses, dwelling units occupied entirely by non-residents were included with vacant units not for rent or sale. Trailers, tents, houseboats, and railroad cars which were vacant were excluded from the dwelling unit inventory in both 1950 and 1940.

Condition and plumbing facilities.—Data on condition of a dwelling unit are shown in combination with data for selected plumbing facilities and are, therefore, limited to units for which both condition and plumbing facilities are reported. Plumbing facilities include water supply, toilet facilities, and bathing facilities.

The category "with private bath" includes those dwelling units reported with both a flush toilet and a bathtub or shower inside the structure for the exclusive use of the occupants of the unit. The category "no private bath" includes those dwelling units not having private flush toilet or not having private bathing facilities. The "no running water" category includes units with only piped running water outside the structure or with only other sources such as a hand pump.

A dwelling unit is "dilapidated" when it is run-down or neglected, or is of inadequate original construction, so that it does not provide adequate shelter or protection against the elements or it endangers the safety of the occupants.

Persons per room.—The number of persons per room has been computed for each occupied dwelling unit by dividing the number

of persons in the dwelling unit by the number of rooms in the dwelling unit. All persons enumerated in the Population Census as members of the household (including lodgers, servants, and other nonrelated persons) are counted in determining the number of persons that occupy the dwelling unit. The number of rooms in the dwelling unit includes all rooms available for living quarters throughout the year. Not counted as rooms are bathrooms, closets, pantries, halls, screened porches, and unfinished rooms in the basement and attic.

Color of occupants.—Occupied dwelling units are classified by color of head of household according to the definition used in the 1950 Census of Population. The group designated as "non-white" consists of Negroes, Indians, Japanese, Chinese, and other nonwhite races. Persons who are not definitely Indian or of other nonwhite race are classified as white.

Contract monthly rent.—Contract monthly rent is the rent, at the time of enumeration, contracted for by the renter regardless of whether it includes furniture, heating fuel, electricity, cooking fuel, water, or personal services.

Monthly rent for vacant dwelling units is the amount asked for the dwelling unit at the time of enumeration. The average monthly rent relates to renter-occupied dwelling units and vacant nonseasonal not dilapidated units for rent. Dwelling units which are occupied "rent-free" are not included with the units reporting rent.

Value of one-dwelling-unit structures.—Average value is shown for owner-occupied dwelling units and vacant nonseasonal not dilapidated units which are for sale only. Value is shown only if the unit is in a one-dwelling-unit structure without business and if it is the only dwelling unit included in the property. The value represents the amount for which the owner estimates that the property, including such land as belongs with it, would sell under ordinary conditions and not at a forced sale. For vacant units, value is the sale price asked by the owner.

Number reporting.—Occupancy and tenure are reported for all dwelling units, and color of occupants is reported for all occupied units. The corresponding distributions for these subjects in table 1 are based on all dwelling units and on occupied units, respectively. For all other subjects, the distributions are based on the units for which the specific characteristics are reported, that is, the "Number reporting."

The number of dwelling units for which the enumerator obtained no report on a particular item is shown for the city totals only; however, the number "not reported" can easily be derived for each area in tables 2 and 3 by subtracting the number reporting from the total number of dwelling units (or total occupied).

Block identification.—A map or series of maps is included in this report showing block numbers for each block, number and letter designations for tracts, and the names of principal streets.

Blocks are identified by serial numbers, a separate series of numbers being used for each tract. Thus, the location of each block for which data are presented in table 3 may be determined by referring to the tract and block number shown on the map. Similarly, data for a specific block may be located in the table by reference to the map for identification numbers of the tract and block.

If no dwelling units are reported for a block, the block number is not listed in table 3, although it is shown on the map. Dwelling units for which the block number was not reported are indicated in the table by the symbol "NR." Detailed data are not shown for such dwelling units, nor for blocks containing fewer than three dwelling units. Average monthly rent is not shown when the monthly rent was reported for fewer than three dwelling units. Average value is not shown when the value of one-dwelling-unit properties was reported for fewer than three dwelling units. All dwelling units are included, however, in the statistics for the city and for each tract.

Table 1.—CHARACTERISTICS OF HOUSING FOR THE CITY: 1950

Subject	Number	Percent	Subject	Number	Percent
OCCUPANCY AND TENURE			PERSONS PER ROOM		
All dwelling units.....	46,435	100.0	Occupied dwelling units.....	44,909	...
Owner occupied.....	15,225	32.8	Number reporting.....	44,515	100.0
Renter occupied.....	29,684	63.9	1.50 or less.....	43,430	97.6
Vacant nonseasonal not dilapidated, for rent or sale.....	1,083	2.3	1.51 or more.....	1,085	2.4
Other vacant and nonresident.....	443	1.0	Not reported.....	394	...
CONDITION AND PLUMBING FACILITIES			CONTRACT MONTHLY RENT		
All dwelling units.....	46,435	...	Renter-occupied, and vacant nonseasonal not dilapidated units, for rent—Number reporting.....	29,457	...
Number reporting.....	45,627	100.0	Total contract monthly rent..... dollars..	1,449,546	...
With private bath, not dilapidated.....	40,942	89.7	Average monthly rent..... dollars..	49.21	...
No private bath, with running water, not dilapidated.....	3,151	6.9	VALUE OF ONE-DWELLING-UNIT STRUCTURES		
No running water or dilapidated.....	1,534	3.4	Owner-occupied, ¹ and vacant nonseasonal not dilapidated units, for sale only—Number reporting.....	9,568	...
Condition or plumbing facilities not reported.....	808	...	Total value or sale price..... dollars..	160,174,800	...
No private bath or dilapidated.....	4,685	10.3	Average value..... dollars..	16,741	...
COLOR OF OCCUPANTS					
Occupied dwelling units.....	44,909	100.0			
White.....	43,700	97.3			
Nonwhite.....	1,209	2.7			

¹ Restricted to 1-dwelling-unit properties.

Table 2.—CHARACTERISTICS OF HOUSING BY CENSUS TRACTS: 1950

Census tract	All dwelling units by occupancy and tenure					All dwelling units by condition and plumbing facilities			Occupied dwelling units ¹			Contract monthly rent ¹		Value ² of one-dwelling-unit structures		
	Total	Owner occupied	Renter occupied	Vacant nonseasonal not dilap., for rent or sale	Other vacant and nonresident	Number reporting	No private bath or dilap.	No running water or dilap.	Total	Persons per room		Number reporting	Average monthly rent (dollars)	Number reporting	Average value (dollars)	
										Number reporting	1.51 or more					Occupied by non-white
TOTAL	46 435	15 225	29 684	1 083	4 43	45 627	4 685	1 534	44 909	44 515	1 085	1 209	29 457	49.21	9 568	16 741
YON-1	3506	395	3007	27	77	3405	788	414	3402	3352	145	107	2940	38.18	49	10.120
YON-2	3759	746	2965	22	26	3682	74	10	3711	3685	93	54	2842	51.93	374	17.556
YON-3	1738	174	1540	6	18	1697	628	107	1714	1700	88	300	1501	28.84	10	6.160
YON-4	3479	376	3053	29	21	3428	307	121	3429	3398	119	292	2994	49.94	97	9.824
YON-5	2021	249	1739	21	12	1953	553	109	1988	1973	76	73	1711	30.88	60	6.158
YON-6	1500	366	1122	5	7	1491	171	61	1488	1479	49	24	1099	44.37	191	9.311
YON-7	938	399	507	10	22	899	35	10	906	890	15	3	460	56.50	270	18.212
YON-8	2437	1287	1089	43	18	2414	35	14	2376	2358	40	2	1053	51.25	770	12.822
YON-9	395	252	120	9	14	391	19	17	372	369	2	2	111	47.57	181	11.165
YON-10	1198	147	1027	11	13	1168	764	112	1174	1168	33	27	1020	25.00	9	5.900
YON-11	2706	585	2097	10	14	2688	294	47	2682	2669	38	15	2061	33.47	117	11.249
YON-12	1464	222	1229	2	11	1438	553	296	1451	1441	43	36	1200	32.10	15	7.500
YON-13	3718	981	2687	13	37	3668	24	10	3668	3642	57	18	2548	52.80	683	16.846
YON-14	2217	1360	804	25	28	2179	8	4	2164	2138	21	1	788	63.33	1036	19.728
YON-15	2773	1366	1372	18	17	2721	80	56	2738	2727	79	7	1320	53.00	925	13.924
YON-16	971	316	651	4	4	969	120	13	967	965	19	8	643	37.08	73	10.263
YON-17	1500	910	529	51	10	1497	22	3	1439	1431	17	4	552	57.32	638	14.375
YON-18	288	133	153	3	2	281	18	11	286	285	9	209	146	39.85	84	9.913
YON-19	283	255	15	6	7	283	3	2	270	270	1	1	14	68.21	242	14.434
YON-20	306	276	22	6	2	304	6	2	298	296	4	4	18	38.44	261	14.499
YON-21	1440	1279	75	68	18	1404	5	3	1354	1323	1	6	58	107.63	1177	21.787
YON-22	3339	1229	1916	171	23	3245	34	22	3145	3093	82	10	1980	90.25	1116	24.874
YON-23	688	449	228	3	8	684	18	6	677	674	9	2	214	45.16	321	13.837
YON-24	3771	1473	1737	527	34	3738	128	86	3210	3189	45	8	2184	75.55	869	12.606

¹For renter-occupied dwelling units and vacant nonseasonal not dilapidated units, for rent.

²For owner-occupied dwelling units and vacant nonseasonal not dilapidated units, for sale only.

HOUSING—BLOCK STATISTICS

Table 3.—CHARACTERISTICS OF HOUSING FOR CENSUS TRACTS, BY BLOCKS: 1950

[Detailed statistics not shown for blocks containing fewer than 3 dwelling units, nor for dwelling units not allocated by blocks (designated by NR)]

Census tract	Block	All dwelling units by occupancy and tenure					All dwelling units by condition and plumbing facilities			Occupied dwelling units			Contract monthly rent ¹		Value ² of one-dwelling-unit structures			
		Total	Owner occupied	Renter occupied	Vacant non-seasonal not dilap. for rent or sale	Other vacant and non-resident	Number reporting	No private bath or dilap.	No running water or dilap.	Total	Persons per room		Occupied by non-white	Number reporting	Average monthly rent (dollars)	Number reporting	Average value (dollars)	
											Number reporting	1.51 or more						
YON-1	1	41	4	34		3	41	6	6	38	38	2		34	41.38			
	2	36	2	32		2	36	11	10	34	34	1		29	37.65	1		
	3	84	6	76	2		73	2	8	82	76	2	2	75	42.34	1		
	4	68	9	57	2		66	25	6	66	66	1	3	57	40.17	2		
	5	37	6	30		1	37	22	123	36	36	1	1	28	39.56			
	6	41	3	32		6	40	28	23	35	35	5	3	33	29.56			
	7	114	2	89	7	16	113	61	39	91	90	5	4	79	28.05	1		
	8	91	4	79	1	7	91	70	45	83	83	5	1	64	31.95	3	11,000	
	9	109	24	69		16	105	40	38	93	92	3	4	64	31.95	3	11,000	
	10	109	24	69		16	105	40	38	93	92	3	4	64	31.95	3	11,000	
	11	137	28	108		1	136	5	1	136	136	5	5	108	39.98	4	10,128	
	12	43	6	37			41	2		43	43	1		34	35.88			
	13	38	11	27			38			38	38		1	27	32.77	3	4,833	
	14	47	8	39			47	3		47	47	2	1	39	46.71			
	15	82	12	69	1		81	27		81	80	5	1	68	29.98			
	16	86	11	73		2	85	32	4	84	84	4	40	71	29.35			
	17	91	11	80			88	63	1	91	90	3	10	74	31.64	2		
	18	100	15	84	1		96	45	1	99	99	2	2	85	31.64			
	19	42	9	32		1	30	2		41	36	2	2	31	36.26			
	20	113	2	103	1	7	106	1		105	104	3	3	102	41.51			
	21	16		16			16			16	16	1		16	46.00			
	22	80	14	65	1		78	3		79	79	1		66	46.04			
	23	107	11	92		4	100	9	8	103	100	4	4	91	43.01	2		
	24	136	19	116		1	134	15	5	135	131	8	8	109	47.37	6	10,000	
	25	472	49	419	1	3	462	41	41	468	466	18	2	414	46.85	5	17,000	
	26	148	18	125		5	145			143	139	2	8	120	68.85	8	13,300	
	27	97	14	83			96	61	46	97	97	6	4	80	26.82			
	28	81	5	75		1	81	65	59	80	80	4	24	75	23.68	2		
	29	37	5	32			37	25	15	37	36			32	21.33	1		
	30	47	11	33	3		47	11	8	44	44	1		36	39.80			
	31	85	13	67	5		78	22		80	75	18		66	47.93	3	7,833	
	32	91	8	83			78	9		91	78	6		63	37.87			
	33	65	6	59			65	20	10	65	65	3		57	43.26	1		
	34	322	26	294	2		320	13		320	319	11	2	293	28.89	3	12,666	
	35	99	13	86			97	35	31	99	99	4		86	30.00			
	36	182	4	177		1	182	11		181	180	7		175	43.79			
	37	41	6	35			39	3	2	41	41			33	52.39			
	YON-2	1	39	20	19		38			39	39	1		17	60.29	12	10,625	
		2	96	28	68		94	1		96	96	5		64	57.06	10	10,150	
		3	140	29	111		137			140	140	2		106	44.80	13	9,053	
		4	69	11	57	1		69			68	68	2		54	40.66		
		5	89	11	77			88			88	87	1		77	42.46	2	
6		51	3	48			46			51	51	1		48	36.04			
7		19	11	7		1	19			18	18			12	52.85	1		
8		136	5	128	2	1	135			133	133	1		129	46.52	1		
9		53	6	45	2		53			51	51	1		46	59.04	6	23,833	
10		35	29	6			35			35	35			6	80.00	27	19,011	
11		53	30	23			53			53	52	1		23	65.13	13	16,076	
12		37	37	160	3		200	3	1	197	197	2		157	48.66	9	10,277	
13		59	27	32			59	2		59	57	1		30	58.86	7	15,205	
14		162	26	132		4	150	1	1	158	158	1	1	125	40.44	12	10,333	
15		241	38	195	1	7	239	3	3	233	233	12		186	52.16			
16		207	13	191		3	203			204	202	4	1	183	49.34			
17		57	15	42			57	2		57	57	1		38	51.86	7	13,000	
18		269	23	246			269	6	1	269	260	9		242	49.26	5	19,400	
19		157	30	127			154	5	1	157	157	1		122	49.31	7	11,357	
20		62	21	40		1	61	6		61	60	1	14	38	38.31	4	9,750	
21		199	16	182		1	195	2	1	198	196	6	35	174	47.75	1		
22		22	6	16			22			22	22			15	47.40	1		
23		27	8	19			27			27	27			18	61.33	2		
24		15	13	2			15			15	15					13	17,730	
25		16	15	1			16			16	16				1	20.33	15	20,333
26		11	10			1	11			10	10		1			9	22,555	
27		14	13	1			14			14	14					13	21,307	
28		33	31	1	1		33			32	32					31	19,741	
29		34	16	18			34			34	34			17	19.650	10	19,650	
30		54	8	46			54			54	54			43	55.51	5	15,800	
31		103		101		2	100	1	1	101	101	4		97	47.04			
32		67	7	59		1	67	15		66	65	4		55	52.70	5	16,200	
33		35	10	25			35	5		35	34	4		22	61.86	8	18,937	
34		175	20	152	3		172	5		172	172	11	148	148	60.87	12	15,541	
35		124	3	121			121	1	1	124	121	5		112	48.64	2		
36		78	10	67	1		78			77	77	1		66	63.07	7	17,142	
37		34	17	17			31			34	34			17	70.41	5	20,000	
38		38	28	10			38			38	38	4	1	9	65.88	21	17,476	
39		7		7			7			7	7							
40		71	2	68		1	71			70	70			61	56.77			
41		1					1											
42		70	5	65			70			70	69			62	96.24	3	29,000	
43	64	18	40	3	3	61			58	58			40	68.87	15	18,033		
44	14	12	2			14			14	14			2		8	22,687		
45	48		47	1		48			47	47			47	55.74				
46	130	8	120	2		130	12		128	127	9		118	54.75	3	14,833		
47	22	4				22	4		22	22	3		4	66.50	16	26,410		
48	8	8				8			8	8					8	20,312		
49	5	5	1			6			6	6			1		5	15,000		

¹For renter - occupied dwelling units and vacant nonseasonal not dilapidated units, for rent.
²For owner - occupied dwelling units and vacant nonseasonal not dilapidated units, for sale only.

Table 3.—CHARACTERISTICS OF HOUSING FOR CENSUS TRACTS, BY BLOCKS: 1950—Con.

Census tract	Block	All dwelling units by occupancy and tenure					All dwelling units by condition and plumbing facilities			Occupied dwelling units			Contract monthly rent ¹		Value ² of one-dwelling-unit structures	
		Total	Owner occupied	Renter occupied	Vacant non-seasonal not dilap., for rent or sale	Other vacant and non-resident	Number reporting	No private bath or dilap.	No running water or dilap.	Total	Persons per room		Number reporting	Average monthly rent (dollars)	Number reporting	Average value (dollars)
											Number reporting	1.51 or more				
YON-2	56	9	8	1		9			9	8				6	20,750	
	57	20	13	7		20	5		20	20		1	50.00	6	18,111	
	58	16	5	10	1	16			15	15		8	50.75	5	22,600	
YON-3	1	53	4	49		51	5	2	53	51		18	47	3,417		
	2	87	15	72		84	7	4	87	87		5	69	3,498		
	3	98	9	88	1	98	4		97	96	2	6	88	3,578	2	
	5	1		8		8	8	1	8	8		7	8	1,137		
	6	1														
	8	1														
	9	55		55		55	12	9	55	55	3	6	53	3,316		
	10	18		18		18	2		18	18			16	3,287		
	12	70	2	68		70	26		70	69	1	9	66	2,909		
	13	15		15		15	13		15	15	4	12	15	2,760		
	14	286	28	250		271	151	11	278	277	13	122	243	2,595	4	
	15	313	57	254	1	312	35		311	311	10	25	254	3,109	1	
	16	90	7	84		87	40		89	86	3	10	83	2,875		
	17	56	5	47	2	56	20	4	54	53	3	14	45	3,000		
	18	39	5	34		34	8	7	39	39	2	1	33	2,996	1	
	19	47	2	43	1	45	18		45	44		11	43	3,144		
	20	2														
	21	92	11	81		89	36	18	92	92	31		78	4,164		
	22	50		50		50	48		50	50	1	13	50	1,916		
	23	86	5	80		86	48	21	85	85	1		80	2,176		
	24	96	5	90		92	72	13	95	93	1	16	84	2,111	1	
	25	67	7	60		64	44		67	67	2	23	58	2,513	1	
	26	33	6	24	1	33	29		30	30	3	3	23	2,426		
	27	75	6	66		75	49	5	72	70	2	4	64	2,100		
	YON-4	1	37	1	36		37	2	2	37	37			36	10,933	
		2	56	5	47	3	53	6		52	52	2	2	47	9,834	3
		3	66	21	44	1	63	20	18	65	64		3	41	4,556	7
4		147	21	125	1	142	1	1	146	145	5	1	122	4,616	9	
5		135	5	127	1	132	7	6	132	131	5	5	126	9,951	4	
6		359	15	353	3	350	15		354	349	6		351	7,864		
8		15	5	9		15			14	11			9	4,722	1	
9		1														
10		102	9	92	1	102	4		101	101	6		90	4,168	3	
11		4	2	2		4			4	4			2			
12		143	24	117	1	143	11	4	141	141	5	20	118	4,194	6	
13		130	17	111	2	130	19	16	128	128	2	8	112	4,094	3	
14		62	28	33	1	60	19		61	59	3	1	31	5,480	10	
15		41	8	32	1	41	4		40	39			19	3,929		
16		32	10	21	1	32	1		31	30	1		19	3,784	1	
17		13		9		12	1		12	11	1		11	3,677		
18		54	10	42	2	53	3		52	52	6	7	43	3,474	1	
19		81	20	61		78	11	2	81	79	3	3	59	4,744	2	
20		80	11	68		80	17		79	79	2	2	64	4,282	2	
21		120	14	103	1	120	7	1	117	113	10	9	102	3,908	3	
22		72	19	52		71	6	2	71	68	1	23	46	4,523	5	
23		281	4	277		281	7	2	281	281	5	78	275	3,651	1	
24		99	3	95	1	99	18	13	98	98	4	27	91	3,367		
28		1														
30		130	12	116	2	125	37	2	128	127	5	25	117	3,351	2	
31		98	17	81		95	6		98	96	5	1	79	4,455	5	
32		68	12	55		68	17	1	67	67	5	5	53	5,116		
33		129	18	110	1	129	23	4	128	128	14	33	111	4,678	4	
34		431	40	391		427	28	13	431	430	1		375	4,532	13	
35		25	7	18		25	2		25	25	1		16	4,593		
36		94	11	83		93	17	12	94	93	4	10	81	4,044	3	
37		12	4	8		12	7		12	12		5	8	1,937	3	
38		143	7	130	5	139	3		137	136	5	2	128	4,563	2	
39		121	5	113	1	118	8	2	118	117	3	24	109	4,050	2	
40		1														
41	5		5		5	2		5	5			5	4,260			
42	3		3		3			3	3		6	2	2,866			
43	27	1	24	2	27	2	2	25	25	1	2	26	3,015			
44	47	1	46		47			47	47			45	3,540			
45	12		12		12			12	12			12	3,625			
YON-5	2	78	14	64		77	55		78	77	4		63	1,857	2	
	3	34	15	19		34	16		34	33	1		17	2,535	7	
	4	366	23	337	3	366	8	3	360	359	1	5	348	7,238	18	
	5	247	3	235	8	246	7	1	239	238	1	16	244	1,774		
	6	29	7	22		28			29	27			20	3,725		
	7	46	14	32		44	5		45	45	1		31	1,054	1	
	8	33	4	28	1	31	16		32	32			27	3,170	4	
	9	124	20	100	2	116	71	3	120	118	4	4	101	2,463	3	
	10	102	19	81	2	101	41		100	100	4		79	2,289		
	11	44	4	37	3	44	21		41	41	1		39	2,543		
	12	74	8	66		73	33	1	74	74	2		65	2,335	2	

¹For renter-occupied dwelling units and vacant nonseasonal not dilapidated units, for rent.
²For owner-occupied dwelling units and vacant nonseasonal not dilapidated units, for sale only.

HOUSING—BLOCK STATISTICS

Table 3.—CHARACTERISTICS OF HOUSING FOR CENSUS TRACTS, BY BLOCKS: 1950—Con.

Census tract	Block	All dwelling units by occupancy and tenure					All dwelling units by condition and plumbing facilities			Occupied dwelling units				Contract monthly rent ¹		Value ² of one-dwelling-unit structures	
		Total	Owner occupied	Renter occupied	Vacant non-seasonal not dilap., for rent or sale	Other vacant and non-resident	Number reporting	No private bath or dilap.	No running water or dilap.	Total	Persons per room		Occupied by non-white	Number reporting	Average monthly rent (dollars)	Number reporting	Average value (dollars)
											Number reporting	1.51 or more					
YON-5	13	51	8	42	1				50	50			42	27.69	2	11.500	
	14	81	19	62		51	12		81	80	1		60	25.48	4		
	15	22	2	20		22	19		22	22	2		20	24.70	1		
	16	46	11	35		46	16		46	43		1	33	25.93	2		
	17	75	22	51		74	30	2	73	73			46	26.93	6		
	18	83	10	72		82	12		82	81	4		68	33.38	2		
	19	69	3	65		69	2		68	68			64	33.39			
	20	33	6	27		27	6		27	27	2	3	27	36.48	2		
	21	102	15	86		85	61	56	101	97	4	32	83	28.37	4		
	22	65	15	48		50	35	31	63	62	3	13	44	22.93	3		
	24	12	2	10		11	7	2	12	12	3	8	10	18.70	2		
	25	34		34		34	1		34	34			31	24.96			
	26	36		36		35	1		36	36	2		35	35.34			
	27	42	1	40	1	35			41	41	2		40	32.80			
	28								41	41	2		40	32.80			
	29	93	3	90		90	42	2	93	93	2	7	88	26.11	1		
	YON-6	2	58	3	55		57			58	58	1		55	36.20		2
		3	111	43	66	1	111	61	27	109	109	4	9	66	32.09		11
		5	76	10	66		75	3		76	76	4	1	65	41.49		1
		6	132	36	96		131	6	2	132	132	4		94	34.31		22
7		59	27	32		58			59	58	4		31	63.61	9		
8		17	13	4		17			17	17	1		9	91.11	7		
9		22	12	10		22			22	22	2		16	88.50	2		
10		20	3	16	1	20			19	19		1	6	84.16	5		
11		14	7	7		14			14	14			14	59.50	7		
12		27	13	14		27			27	27	2		14	59.50	7		
13		42	13	29		42			42	42		5	29	37.55	3		
14		63	15	47		63		1	62	62			47	34.46	3		
15		67	19	47		67	10	6	66	66	1	3	47	37.17	5		
16		144	23	119	1	144	3		142	141	3	2	120	39.73	19		
17		42	42			42			42	42	2		76	27.50	40		
18		104	28	76		103	61	18	104	104	8	9	90	49.51	20		
19		92	1	91		92			92	91	4		53	50.50	7		
20		78	19	58		78	2	2	77	76	1		11	68.36	7		
21		19	8	10	1	19			18	18			3	58.33	4		
23		11	8	3		11			11	11			3	58.33	4		
24	73	11	59	1	73		2	70	69		1	56	71.66	6			
25	100	4	96		99			100	98	1		92	44.68	2			
26	129	8	121		125	23	5	129	127	7	3	117	47.12				
YON-7	2	12	4	5		12			9	9		1	1		3	21.000	
	3	60	13	45		57	1		58	58	1	1	44	61.68	9		
	4	25	15	8	1	25	1	1	23	23			8	50.87	8		
	6	23	19	4		23			23	23			1		17		
	7	12	6	4		12	1		10	10			1		5		
	8	14	14			14			14	14			1		11		
	9	29	27	2		28			29	28			2		24		
	10	1				1			13	13			2		10		
	11	13	11	2		13			47	43	3	1	29	45.82	7		
	12	47	12	35		42			48	47		1	26	54.00	6		
	13	53	20	28	3	49		2	51	49	3		111	51.63	11		
	14	154	35	116	1	148			151	149			6		11		
	15	17	14	2		16		2	16	16			2		11		
	16	16	10	6		16			16	16			2		5		
	17	21	18	3		21			21	21			2		14		
	18	9	7	1	1	9			8	8			1		7		
	19	4	4			4			4	4			1		3		
	20	9	8	1		9			9	9			1		8		
	21	9	5			9			5	5			1		5		
	22	9				9		2	9	9			7	124.00			
23	8	7			8			7	7					7			
24	7	7			6			7	6					6			
25	25	21	4		25			25	25			2		21			
26	10	9			8			9	8			2		8			
27	13	9	3		12			12	11					8			
28	11	10	1		11			11	11					7			
29	27	12	13		23			25	24			10	78.00	6			
30	174	73	95	3	168	15	3	166	166	5	1	91	62.01	40			
33	126	6	119	1	122	5	2	123	123	2	1	111	47.00	1			
34	3	2	1		3			3	3			1		1			
YON-8	2	52	39	12	1	51			51	48			9	60.22	30	15.303	
	3	31	25	6		31			31	31			6	68.33	20		
	4	8	8			8			8	8					7		
	5	22	18	4		22		2	22	22			4	57.50	14		
	8	37	33	4		37			37	37			4	60.00	28		
	9	10	9	1		10			10	10			1		8		
	10	35	28	6	1	35			34	34			7	51.71	21		
	11	4	2	2		4			4	4			2		1		
12	16	10	6		16			16	16			2	41.00	8			
13	34	15	19		34			34	34			18	47.66	3			

¹For renter - occupied dwelling units and vacant nonseasonal not dilapidated units, for rent.²For owner - occupied dwelling units and vacant nonseasonal not dilapidated units, for sale only.

Table 3.—CHARACTERISTICS OF HOUSING FOR CENSUS TRACTS, BY BLOCKS: 1950—Con.

Census tract	Block	All dwelling units by occupancy and tenure					All dwelling units by condition and plumbing facilities			Occupied dwelling units			Contract monthly rent ¹		Value ² of one-dwelling-unit structures	
		Total	Owner occupied	Renter occupied	Vacant non-seasonal not dilap., for rent or sale	Other vacant and non-resident	Number reporting	No private bath or dilap.	No running water or dilap.	Total	Persons per room		Number reporting	Average monthly rent (dollars)	Number reporting	Average value (dollars)
											Number reporting	1.51 or more				
YON-8	14	18	13	5		18			18	18		5	79.00	7	12,428	
	15	41	31	5	3	40		2	36	36	1	4	52.50	25	9,072	
	16	22	15	7		21			22	22		6	57.50	9	10,944	
	17	22	14	6	1	21			20	20		6	47.16	9	10,722	
	18	28	18	10		28		2	28	28		10	47.90	10	9,420	
	19	19	15	3		19			18	18		2		13	8,615	
	20	7	5	2		7		1	7	7		2		4	8,700	
	21	7	5	2		7			7	7		2		4	11,250	
	22	3	1	1		3		1	2	2		1				
	23	3	2	1		3			3	3		1			1	
	24	5	2	3		5			5	5	1	3	50.00			
	25	7	2	5		7			7	7		5	32.00			
	26	1														
	27	26	15	11		26		2	26	26		11	48.90	8	12,125	
	28	6		1		6			6	6		1		4	11,500	
	29	17	12	5		17			17	17		5	52.00	7	18,857	
	30	9				9			9	9		8		9	15,288	
	31	22	7	7		29		2	29	29		7	68.57	17	14,588	
	32	28	25	2		53			53	53		24	50.37	16	14,968	
	33	28	18	27		45		1	45	45	1	27	64.92	7	15,785	
	34	5	3	56		87		2	89	89		50	49.70	15	15,333	
	35	8	15	72		86			87	86	6	69	51.05	6	15,916	
	36	8	4	4		8		2	8	8		4	47.50			
	37	4	4	4		4			4	4				4	17,000	
	38	4	4	4		4			4	4				3	18,333	
	39	4	4	4		4			4	4				3	13,915	
	40	3	3	3		3			3	3		9	65.88	18	11,954	
	41	3	3	3		3			3	3		7	54.28	11	12,687	
	42	3	3	3		3			3	3		5	85.80	8	14,500	
	43	3	3	3		3			3	3		1		15	14,500	
	44	2	1	1		2			2	2		1				
	45	3	3	3		3			3	3		9	58.66	14	12,450	
	46	4	4	4		4		2	4	4		1		1		
	47	6	3	3		6			6	6		3	43.33	1		
	48	7	4	4		7		1	7	6		4	48.00	1		
	49	7	5	1		7			7	6		1		3	13,166	
	50	2				2			2	5		1				
	51	3	2	9		30			29	29		8	63.12	14	13,000	
	52	3	3	3		19			17	17		3	43.33	15	15,733	
	53	1	1	1		1			1	1		5	66.60	19	13,578	
	54	3	6	30		30			30	30		5	66.60	19	13,578	
	55	3	13	18		31			31	31	2	14	41.71	7	19,714	
	56	3	3	3		3			3	3		6	70.00	23	14,839	
	57	12	7	7		12			12	12		1		11	13,245	
	58	7	5	5		7			7	7		5	53.00	44	11,006	
	59	2	1	1		2			2	2		10	52.30	13	13,138	
	60	2	2	2		2			2	2		2		15	12,866	
	61	2	2	2		2			2	2		6	40.83	15	9,366	
	62	2	2	2		2			2	2		5	39.20	1		
	63	2	2	2		2			2	2		13	35.38	3	6,666	
	64	1	1	1		1			1	1		10	44.40	19	11,663	
	65	1	1	1		1			1	1		2				
	66	3	5	3		3			3	3		2				
	67	5	3	3		5			5	5	1	1	3	42.08	7	10,014
	68	1	1	1		1			1	1		8	45.00	1		
69	1	1	1		1			1	1		3	68.33	15	13,833		
70	1	1	1		1			1	1		84	56.29	13	13,433		
71	1	1	1		1			1	1		9	60.00	16	21,250		
72	1	1	1		1			1	1		12	76.58	20	16,840		
73	1	1	1		1			1	1		10	80.00	10	18,450		
74	1	1	1		1			1	1		44	124.40	15	19,146		
75	1	1	1		1			1	1		5	68.00	5	17,400		
76	1	1	1		1			1	1							
77	1	1	1		1			1	1		38	37.73				
78	1	1	1		1			1	1		36	43.13				
79	1	1	1		1			1	1		30	43.46				
80	1	1	1		1			1	1		1			14	11,971	
81	1	1	1		1			1	1							
82	1	1	1		1			1	1		6	46.66	3	9,833		
83	1	1	1		1			1	1		20	45.00	1			
84	1	1	1		1			1	1		56	41.98	4	4,950		
85	1	1	1		1			1	1		4	50.40	5	5,040		
86	1	1	1		1			1	1		45	41.73				
87	1	1	1		1			1	1							
88	1	1	1		1			1	1		17	52.52	17	11,037		
89	1	1	1		1			1	1		19	43.84	8	8,176		
90	1	1	1		1			1	1		24	33.33	4	6,250		
91	1	1	1		1			1	1		27	31.66	5	7,800		
92	1	1	1		1			1	1		20	29.85	3	5,333		
93	1	1	1		1			1	1		36	37.13	6	7,000		
94	1	1	1		1			1	1		28	35.32	2			
95	1	1	1		1			1	1		6	63.16	1			
96	1	1	1		1			1	1							
YON-9	2															
	3	4	3			4			3	3						16,000
	4	4	3			4			3	3						
	7	5	3	2		5			3	3		2				

¹For renter - occupied dwelling units and vacant nonseasonal not dilapidated units, for rent.
²For owner - occupied dwelling units and vacant nonseasonal not dilapidated units, for sale only.

Table 3.—CHARACTERISTICS OF HOUSING FOR CENSUS TRACTS, BY BLOCKS: 1950—Con.

Census tract	Block	All dwelling units by occupancy and tenure					All dwelling units by condition and plumbing facilities			Occupied dwelling units			Contract monthly rent ¹		Value ² of one-dwelling-unit structures		
		Total	Owner occupied	Renter occupied	Vacant non-seasonal not dilap., for rent or sale	Other vacant and non-resident	Number reporting	No private bath or dilap.	No running water or dilap.	Total	Persons per room		Occupied by non-white	Number reporting	Average monthly rent (dollars)	Number reporting	Average value (dollars)
											Number reporting	1.51 or more					
YON-9	5	4	2	2		4	1	1	4	4			2		1		
	6	26	14	11		26	2	2	25	25			11	34.45	6	6,833	
	7	4	3	1		3	1	1	4	3					2		
	10	1							1	1					1		
	11	4	3	1		3	2	2	1	1					1		
	12	3				3			1	1					1		
	14	3	1			3			1	1					1		
	15	15	3	9	3	15	4	2	1	12	12		9	36.88	1		
	17	4	3	1		4	2			4	4		5	39.00	1		
	18	12	7	5		12				12	12	1	5	39.00	3	11,000	
	19	4	1	3		4				4	4		3	51.66	2		
	20	4	2	2		4				4	4		2	38.72	2		
	21	24	13	11		24				24	24		11	38.72	2	7,500	
	22	7	5	2		7				7	7		2		2		
	23	1				1				1	1				1		
	24	11	8	2		10	2	1		10	10		2		7	7,857	
	29	7	3	3		7	2	2		6	6		3	39.33	3	6,666	
	30	19	10	6		18	1	1		16	16		6	45.00	5	8,800	
	31	1				1				1	1				1		
	32	4	3	1		4				4	4		1		2		
	33	36	23	12	1	36				35	35		12	54.75	14	14,964	
	34	17	14	3		17				17	17	1	3	37.33	9	9,222	
	35	2				2				2	2						
	40	1				1				1	1						
	41	7	4	3		7				7	7		3	43.33	2		
	43	11	8	3		11				11	11		3	60.00	7	11,428	
	44	13	8	5		13				13	13		5	44.00	4	10,500	
	45	15	7	6	1	15	1	1		13	13		6	91.00	6	12,783	
	47	1				1				1	1						
	48	1				1				1	1						
	49	4		4		4				4	4		1	33.33	3		
	50	15	14	1		15				15	15		1		14	10,521	
52	1				1				1	1							
56	1				1				1	1							
59	1				1				1	1							
62	8	7	1		8				8	8		1		6	8,916		
63	1				1				1	1							
64	14	10	4		14				14	14		4	89.75	10	14,000		
65	11	8		3	11				8	8				11	12,909		
66	4	4			4				4	4				2			
67	5	5			5	1	1		5	5				5	7,300		
68	1				1				1	1							
69	3	2	1		3				3	3		1		1			
71	1	3		1	4				3	3							
72	4	3		1	4				3	3				3	17,333		
73	3	3			3				3	3				3	15,666		
74	27	21	6		27	1	1		27	26		6	50.50	17	9,735		
75	16	11	3		16	1	1		14	14	1	1		10	14,900		
YON-10	1	190	21	165	1	3	182	123	8	186	184	2	163	24.41	1		
	2	48	2	45		1	47	38		47	47	2	44	21.02			
	3	58	4	54			57	52		58	57	2	51	19.80			
	4	73	9	62	2		69	41		71	70	5	63	29.04			
	5	88	12	76			84	51		88	88	7	74	23.63			
	6	63	9	53			63	41		62	62	1	51	21.47	3	8,333	
	7	123	13	108	1	1	122	108	11	121	121	10	107	21.94			
	8	92	10	78	2	2	92	80		88	88	3	79	21.48			
	9	38	1	37			35	34		38	38	1	36	23.30			
	11	115	21	88	3	3	108	34	20	109	108	5	89	27.46			
	12	27	3	22	1	1	27	11	6	25	25		23	35.26			
	13	188	18	168	1	1	188	103	60	186	186	6	169	29.60			
	14	63	17	46			63	35	5	63	63	1	46	25.17	3	4,700	
	15	32	7	25			31	13	2	32	31	1	25	24.64	2		
	YON-11	2	18	8	10			18			18	18		10	40.30	3	11,500
4		30	17	13			30	1		30	30		13	39.46	7	7,214	
5		17	7	10			17	1		17	17		10	35.50	2		
6		39	9	29			38	18	1	38	38		28	28.07	1		
7		141	21	119	1	1	140	24		140	139	2	121	35.25	1		
8		64	13	51			64	23	23	64	64	1	51	30.27	2		
9		57	14	43			57	21	5	57	57		43	28.41	3	6,166	
10		124	24	100			124	23		124	123	1	95	30.52	1		
11		97	17	80			97	8	1	97	97	2	77	35.66	3	12,333	
12		137	24	112	1		132	7		136	133	1	108	36.08	2		
13		81	16	64	1		80	6		80	78		63	32.15			
14		58	9	47	2		58	8		56	56	1	49	32.75	5	5,700	
15		147	32	114			147	8		146	146	1	111	34.27			
16		92	21	71		1	92	1		92	92	2	68	40.88	2		
17		101	24	75			101	18		99	99		75	30.93	4	8,250	
18		151	41	107	1	2	151	59	6	148	148	3	106	25.69	8	9,312	
19		33	17	16			33			33	33	2	16	40.12	7	7,285	
20		39	19	20			39	2		39	39		19	32.94	6	7,033	
21	51	14	37			50			51	50		37	40.54	3	10,666		
22	12	3	9			12			12	12		9	46.33				
23	28	12	16			28			28	28		16	36.43	5	10,000		

¹For renter - occupied dwelling units and vacant nonseasonal not dilapidated units, for rent.²For owner - occupied dwelling units and vacant nonseasonal not dilapidated units, for sale only.

Table 3.—CHARACTERISTICS OF HOUSING FOR CENSUS TRACTS, BY BLOCKS: 1950—Con.

Census tract	Block	All dwelling units by occupancy and tenure					All dwelling units by condition and plumbing facilities			Occupied dwelling units			Contract monthly rent ¹		Value ² of one-dwelling-unit structures	
		Total	Owner occupied	Renter occupied	Vacant non-seasonal not dilap., for rent or sale	Other vacant and non-resident	Number reporting	No private bath or dilap.	No running water or dilap.	Total	Persons per room		Number reporting	Average monthly rent (dollars)	Number reporting	Average value (dollars)
											Number reporting	1.51 or more				
YON-11	24	89	12	77		88			89	89		76	29.69			
	25	47	16	31		47			47	47		30	32.83	6	9,083	
	26	76	14	61	1	74			75	75		60	39.78	4	8,250	
	27	171	32	136		171	7		168	168	8	131	33.19			
	28	73	8	65		71	29	8	73	73		62	27.27	1		
	29	87	17	68	1	87	2	1	85	85	5	67	35.35	2		
	30	191	28	161	1	190	24	1	189	188	4	161	32.39			
	31	69	10	58		68	3		68	65	4	56	31.71			
	32	156	20	135		155	1		155	154	1	134	33.92	4	10,375	
	33	146	25	120	-1	146			145	145		119	35.89	5	6,400	
	35	26	3	23		26			26	26		23	31.08			
	38	9	5	4		9			9	9		4	50.00	3	13,500	
	39	11	4	7		10			11	11		6	41.83			
	40	1														
	41	5	2	3		5			5	5		2			2	
	42	6	6			6			6	6					6	15,750
	44	15	14			15		1	14	14					14	19,428
	45	9	4	5		9			9	9		5	43.00		2	
	46	2														
	YON-12	1	171	24	146		169	39	28	170	170	3	143	27.55	2	
2		71	18	52	1	71	13	2	70	70	1	53	35.71			
3		57	6	51		57			57	57	1	50	37.94			
4		194	23	169		193	88	6	192	192	10	167	26.85	2		
5		189	20	169		188	106	1	189	188	6	164	30.78	1		
6		162	34	128		155	41	18	162	162	5	124	32.30	2		
7		52	9	43		52	9	9	52	52	2	42	27.97	1		
8		39	7	31	1	38	3		38	35	1	30	43.10	1		
9		8	1	7		8			8	8		7	54.28			
10		87	13	74		78	64	61	87	86	1	74	25.87	2		
11		76	11	65		76	34	34	76	76	2	63	37.11	1		
13		40	6	33		39	38		39	39	2	32	27.21			
14		35	5	30		35	24	22	35	34	2	28	23.46			
15		87	10	76		87	72		86	86	1	74	37.71	1		
16		92	12	76		92	21	6	88	88	4	75	26.61	1		
17		76	16	59		73			75	72	4	55	50.89			
18		21	5	15		20	1		20	19	2	15	58.40	2		
19		7	2	5		7			7	7		4	41.25			
YON-13		3	3	2		3			2	2	2				2	
	4	10	4	5	1	10			9	9				4	18,000	
	5	5	5			5			5	5		2		5	23,500	
	6	8	5	2		8			7	7				5	13,400	
	7	8	8			8			8	8				5	18,000	
	8	6	6			6			6	6				6	19,000	
	9	10		10		10			10	10		9	56.11			
	10	9	6	3		9			9	9		3	68.33	4	18,500	
	11	5	5			5			5	5				5	24,400	
	12	8	4	4		8		1	8	8		4	76.75	3	43,333	
	13	128	3	124		122	3		127	125	1	119	55.78	1		
	14	2				2			2	2					7	23,285
	15	7	7			7			7	7					5	35,200
	16	5	5			5			5	5					8	15,875
	17	10	8	2		9			10	10		1			17	19,823
	18	17	17			17			17	17					9	19,888
	20	9	9			9			9	9					12	19,083
	21	14	12	2		14	2	2	14	14					8	23,125
	22	8	8			8			8	8					14	20,928
	23	15	14	1		15			15	15					9	16,000
	24	9	9			9			9	9	2				7	18,428
	25	9	7	2		9			9	9		2			15	16,066
	26	20	17	3		18			20	19	3	3	76.66		30	13,300
	27	32	30	2		32			32	32		2			8	18,500
	28	9	8	1		9			9	9		1			19	15,468
	29	21	19	2		21			21	21		1			20	18,450
	30	22	20	2		20			22	22					8	17,375
	31	1							1	1					12	23,716
	32	8	8			8			8	8					3	16,666
	33	12	12			12			12	12					13	16,461
	36	27	8	19		25			27	25	3	13	47.15		13	11,600
	37	6	4	2		6			6	6		1			5	6,333
	38	143	34	107		141			141	141	2	102	50.07		3	13,263
40	30	12	18		30			30	30		18	49.44		14	18,571	
41	80	11	59		80	2	2	70	70		55	46.00		9	11,555	
42	166	56	109		163			164	164	3	102	48.55		4	15,750	
43	14	14			14			14	14					6	20,833	
45	14	11	3		14			14	14		3	87.56		4		
47	5	5			5			5	5					1		
48	9	6	1	1	9			9	7					18	21,500	
49	18	18			18			18	18					11	21,181	
50	13	11	2		13			13	13		2			12	28,666	
51	14	12	1		14			13	13		1			1		
53	4	2	2		4			4	4		2			8	17,750	
54	16	10	5		15			15	15		5	64.80		10	23,400	
55	13	11	2		13			13	13		2					

¹For renter - occupied dwelling units and vacant nonseasonal not dilapidated units, for rent.
²For owner - occupied dwelling units and vacant nonseasonal not dilapidated units, for sale only.

HOUSING—BLOCK STATISTICS

Table 3.—CHARACTERISTICS OF HOUSING FOR CENSUS TRACTS, BY BLOCKS: 1950—Con.

Census tract	Block	All dwelling units by occupancy and tenure					All dwelling units by condition and plumbing facilities			Occupied dwelling units			Contract monthly rent ¹		Value ² of one-dwelling-unit structures	
		Total	Owner occupied	Renter occupied	Vacant non-seasonal not dilap., for rent or sale	Other vacant and non-resident	Number reporting	No private bath or dilap.	No running water or dilap.	Total	Persons per room		Number reporting	Average monthly rent (dollars)	Number reporting	Average value (dollars)
											Number reporting	1.51 or more				
YON-13	56	3	2	1		3			3	3		1		2	23.833	
	57	7	6	1		7			6	7				6	19.888	
	58	50	30	20		49	2	1	50	49		20	52.90	18	10.312	
	59	105	26	78	1	104	1	1	104	104	1	77	68.31	16	11.500	
	60	109	16	93		108			109	108	2	89	50.75	5	5.135	
	61	80	5	74		80			79	79	3	70	51.35	2	3.811	
	62	45		44		45			44	44	1	42	64.25	5	10.000	
	63	10	6	4		10			10	9		4	49.16	6	8.000	
	64	19	10	8		19			18	18		6	45.77	6	11.166	
	65	107	13	94		106	1	1	107	106	3	87	57.41	4	12.000	
	66	99	8	90		98			98	97		82	55.75			
	67	164		162		162	2		162	162	3	155	49.89	1		
	68	66	13	52		66			65	65		49	48.23	10	11.000	
	69	172	25	147		171	1	1	172	171	3	138	53.44			
	70	34	3	31		33			34	33		27	48.61	26	10.650	
	71	129	38	89		129	2	2	127	127	1	85	55.75	5	12.200	
	72	92	12	78		92			90	89		73	9.357	7	17.857	
	73	11	8	2		11			10	10	1	2		7	21.033	
	74	7				7			7	7				7	20.714	
	75	15	15			15			15	15				5	18.600	
	76	7	7			7			7	7				15	18.733	
	77	5	5			5			5	5						
	78	25	19	6		25			24	24		5	68.40			
	79	5	2	3		5			5	5		2				
	81	1				1			1	1						
	83	1	3			3			3	3					3	13.833
	84	3	3	2		3			3	3		2			2	
	85	5	3	2		5			5	5						
	86	111	39	72		111			111	111	1	70	50.85	29	13.155	
	87	96	9	87		96			96	95		83	49.57	5	9.600	
	88	90	4	86		90			90	90	1	82	45.35			
	89	133	19	114		126	1		133	133	6	110	48.52	9	11.000	
	90	38	8	30		37	1		38	38		29	69.10	6	13.166	
	91	1				1			1	1						
	92	59		58		59			58	58		57	69.40			
	93	145	26	119	2	144			145	145	2	114	47.80	8	13.625	
	94	156	52	102		153			154	152	3	101	50.00	21	12.357	
	95	23	18	3	1	22			21	21	1	4	77.00	18	14.955	
	96	90	24	61	3	87	1		85	82	4	62	55.17	16	15.968	
	97	131	7	121	3	127	2	3	128	125	5	114	53.53	12		
	98	267	5	259	2	266	1		264	263	1	251	54.43	2		
	YON-14	1	14	10	4		14			14	14		4	50.75	9	21.555
		2	19	17	2		19			19	19		2		16	23.062
		3	6	5			6	1		5	5				4	26.125
		4	20	12	7		20	1		19	19		7	61.00	7	18.214
		12	7	7			7			7	7				7	30.214
		13	17	14	3		17			16	16		1		14	25.214
		14	16	12	2		16	2		14	14		1		11	19.454
15		9	3		6	9			3	3				3	17.000	
16		39	30	8		38	1		38	38		7	43.14	27	17.666	
17		24	14	10		20			24	21		9	57.22	4	13.750	
18		39	25	14		39			39	38		14	54.78	17	12.176	
19		44	24	20		43			44	43		20	62.15	6	11.000	
20		9	6	3		9	1	1	9	9		3	56.66	5	18.400	
21		14	9	5		14			14	14	1	5	57.00	6	16.833	
22		18	17	1		18			18	18		1		16	16.468	
23		25	17	8		25			25	25		8	80.62	8	15.875	
24		47	29	17	1	46			46	46	1	17	52.00	20	12.525	
25		32	17	15		32			32	32		14	56.71	5	12.800	
26		18	17	1		18			18	18		1		15	17.066	
27		50	31	19		50	1		50	50		19	50.47	14	12.221	
28		41	31	9	1	41			40	40		10	69.30	25	13.440	
29		23	8	11	2	22			19	19	1	13	32.15	7	10.428	
30		32	15	17		32			32	32		17	61.11	5	12.000	
31		13	6	7		13			13	13		7	52.42	3	16.666	
32		33	16	17		33			33	33		16	54.43	13	12.153	
33		19	11	8		19			19	19		8	74.75	2		
34		25	12	11	2	25			23	23		13	64.81	6		
35		25	15	10		22			25	22		9	64.00	1	10.666	
36		14	12		2	14			12	12				18	22.333	
37		22	19	2	1	22			21	21		3	66.00	15	14.333	
38		18	10	8		18			18	18		8	59.37	3	18.333	
39		37	22	15		37			37	37		15	52.33	14	20.178	
40	8	8			8			8	8				8	22.125		
41	2				2											
42	33	31	2		31			33	32		1		30	27.033		
43	14	14			14			14	14				14	20.857		
44	32	20	10	2	32			30	30		10	52.90	13	14.153		
45	9	6	3		9			9	9		3	61.66	3	14.000		
46	9	9			9			9	9				6	21.416		
47	22	21	1		22			22	22				21	23.523		
48	10	10			10			10	10				10	22.000		
49	22	20	1		21			21	21		1		20	27.275		
50	32	28	2		30			30	29		2		27	30.214		

¹For renter-occupied dwelling units and vacant nonseasonal not dilapidated units, for rent.
²For owner-occupied dwelling units and vacant nonseasonal not dilapidated units, for sale only.

Table 3.—CHARACTERISTICS OF HOUSING FOR CENSUS TRACTS, BY BLOCKS: 1950—Con.

Census tract	Block	All dwelling units by occupancy and tenure					All dwelling units by condition and plumbing facilities			Occupied dwelling units			Contract monthly rent ¹		Value ² of one-dwelling-unit structures		
		Total	Owner occupied	Renter occupied	Vacant non-seasonal not dilap., for rent or sale	Other vacant and non-resident	Number reporting	No private bath or dilap.	No running water or dilap.	Total	Persons per room		Occupied by non-white	Number reporting	Average monthly rent (dollars)	Number reporting	Average value (dollars)
											Number reporting	1.51 or more					
YON-14	51	4		4					4	4						4	32,500
	52	27		27					27	27						27	34,277
	53	17		16					16	15						16	28,125
	54	16		16					16	16						16	29,750
	55	28		25	3				28	21						21	28,476
	56	33		31		1	1		33	31						32	29,593
	57	185	16	167	1	1	1	1	183	181	9		166	64.25	9	33,000	
	58	13		10					13	13			3	58.00	10	24,150	
	60	31		31					31	31						31	19,196
	61	64		62	2				63	63			2		56	24,151	
	62	31		31					31	31						30	17,950
	63	21		18	3				21	21						17	15,747
	64	54		27	26			1	54	53	1		3	106.66	17	15,747	
	65	46		31	12				44	53		1	26	54.19	15	12,033	
	66	45		33	11				43	41		1	11	69.00	25	10,940	
	69	9		3	3			3	4	4			11	64.27	22	11,477	
	70	12		5	7				6	6			6	66.66	3	11,666	
	71	26		17	9				12	12			5	56.40	1		
	72	36		36					26	26			9	57.66	7	11,428	
	73	1			36				36	36			36	50.91			
	74	38		29	9				37	37	2		7	46.42	28	16,964	
	75	43		32	11				43	43			11	56.54	27	14,277	
	76	47		26	20		1		46	46	2		20	47.70	14	13,142	
	77	5		3	2				5	5			2		1		
	78	64		17	47				63	64	1		45	88.13	9	14,911	
	79	24		11	13			1	24	24		1	12	39.91	6	15,000	
	80	72		24	46		1	1	72	70	2		47	101.95	13	14,769	
	81	6		2	4				6	6			8		4	16,250	
	82	37		28	8		1		37	36			8	54.50	21	18,142	
	83	33		32	1				33	33			1		31	15,616	
	84	27		27					27	27					27	21,370	
	85	14		14					14	14					14	25,500	
	87	1							1	1							
	88	51		26	21		4		51	47			20	62.45	13	17,307	
	89	92		21	69		1	1	91	90			66	49.86	13	15,192	
	YON-15	3	128	10	117		1		122	127	2		114	66.83	8	12,125	
		4	7	4	3				7	7			3	70.00	1		
		6	12		12				12	12	1		11	48.90			
		7	39	26	13				39	39	2	1	13	46.84	18	12,305	
		9	36	24	10	2			36	34			10	57.20	14	11,428	
		10	31	23	7		1		31	30	1		7	50.71	18	12,166	
		11	1		1				1	1							
		12	2		2				2	2							
		13	30		22	7	1	1	1	29	27	1		6	63.33	115	13,317
		14	29		22	6				27	27			5	57.60	17	13,235
15		14		11	2	1			14	13	1		3		10	16,000	
16		22		18	3		1		21	21			3	57.33	17	15,647	
17		16		11	5				16	16			4	65.00	4	12,500	
18		10		6	2	1	1	1	10	8			2		4	19,875	
19		2		2					2	2							
20		9		6	3				8	8			2		2		
21		13		10	3				13	13	1		4	59.00	6		
22		7		5	2				7	7			5	46.40	2		
23		41		22	17		2		41	39			17	44.00	12	9,166	
26		121	24	96	1				104	120			95	65.95	12	8,750	
28		10		6	4				2	10			2		3	14,000	
29		19		13	6				14	19			6	49.66	8	10,187	
30		4		2	2				4	4			2				
31		30		18	12				29	30			12	53.41	10	10,700	
32		42		32	10				42	42	1		10	57.30	27	11,525	
33		15		10	4		1		14	14			4	59.00	3	13,333	
34		22		15	7				22	22			7	51.14	9	12,944	
35		26		16	9		1		26	25	2		8	50.00	11	13,000	
36		33		25	8				33	33			7	58.57	19	15,078	
38		9		6	3		3		9	6	1				4	13,625	
39		44		25	16				44	41			15	49.80	15	13,233	
40		7		4	3				7	7			2		2		
41		78		36	42				78	78	2		40	50.02	16	10,031	
42		53		41	9		2		52	50			8	51.75	30	9,783	
43		62		32	29		1		62	61	2		29	48.89	16	14,093	
44		28		19	9				28	28	2		9	48.77	14	11,642	
45		31		22	9				31	31	2		9	57.44	12	9,291	
46		38		16	21		1		37	37	2		22	26.63	13	13,153	
48		1							1	1							
49		17		8	9				17	16	2		9	31.00	4	15,500	
50		16		10	5		1		16	15			5	55.80	5	13,900	
52		34		32	2				34	33			28	11.81	14	11,814	
53		30		22	8				30	30	1		15	10.40	15	10,400	
54		7		6	1				7	7			1	20.75	4	20,750	
55		118		7	111				118	118	9		109	57.37	3	7,566	
60	92		23	69				92	92	7		66	39.98	14	12,071		
64	57		29	28				57	56	1		28	56.75	15	13,800		
65	50		23	26		1		50	49	2		25	52.92	12	10,666		
65	59		22	35		2		59	57			35	47.20	11	13,636		
67	44		24	20				44	44			20	45.30	14	11,642		

¹For renter - occupied dwelling units and vacant nonseasonal not dilapidated units, for rent.
²For owner - occupied dwelling units and vacant nonseasonal not dilapidated units, for sale only.

HOUSING—BLOCK STATISTICS

Table 3.—CHARACTERISTICS OF HOUSING FOR CENSUS TRACTS, BY BLOCKS: 1950—Con.

Census tract	Block	All dwelling units by occupancy and tenure					All dwelling units by condition and plumbing facilities			Occupied dwelling units			Contract monthly rent ¹		Value ² of one-dwelling-unit structures			
		Total	Owner occupied	Renter occupied	Vacant non-seasonal not dilap., for rent or sale	Other vacant and non-resident	Number reporting	No private bath or dilap.	No running water or dilap.	Total	Persons per room		Number reporting	Average monthly rent (dollars)	Number reporting	Average value (dollars)		
											Number reporting	1.51 or more					Occupied by non-white	
YON-15	68	64	5	59		64			64	64	2		58	49.44	1	11,290		
	69	32	18	14		30	1	1	32	32			14	62.50	11	17,531		
	70	42	23	19		42			42	41	2	2	18	57.61	16	14,500		
	71	33	25	8		33	2		33	33			8	57.87	18	14,684		
	72	35	28	7		35			35	35			7	55.85	19	13,450		
	73	30	20	10		30			30	30			10	59.30	10	26,000		
	74	2														5	24,086	
	75	5								5	5					17	19,705	
	76	29	29							29	29							
	77	18	18					1	1	18	18							
	78	12	11	1						12	12	1		1		10	24,000	
	79	7	7							7	7					7	25,285	
	80	26	25	1						26	26					24	23,708	
	81	33	26	6		1				32	31			6	58.33	14	13,607	
	82	23	18	5						22	23			4	34.75	17	13,352	
	83	23	18	5						23	23			5	54.40	13	14,846	
	84	121	15	106			120	1	1	121	121	5	98	52.74	7	12,214		
	85	13	9	4			13			13	13		4	44.75	7	10,428		
	86	94	22	71		1	92	1		93	92	3	68	36.29	12	13,675		
	87	1																
	88	13	6	7			13			13	13			6	65.33	2		
	89	26	17	9			26			26	26			8	83.87	8	14,375	
	90	8	6	2			8			8	8			2		4	15,000	
	91	13	13				13			13	13					12	12,733	
	92	5	2	3			5			5	5			2		1		
	93	49	5	44			49			49	49	2	43	58.46	1			
	94	5	2	3			5			5	5			3	91.66	2		
	95	21	14	7			21			21	21			6	75.83	7	15,242	
	96	20	9	11			20			20	20			11	56.36	2		
	97	25	17	8			25			25	25			6	65.50	9	15,833	
	98	42	18	23		1	42			41	41			23	44.69	12	10,500	
	99	21	15	6			20			21	20			5	47.00	9	17,444	
	100	47	27	20			47			47	46			20	54.70	18	12,772	
	101	1																
	102	30	2	28			30	4	2	30	30			25	39.60			
	104	20	1	19			20			20	20			18	44.00			
	105	38	1	37			38			38	38			37	38.67			
	YON-16	1	13	1	12		13	2	2	13	13			11	42.72			
		2	16	9	7		16			16	16			7	44.71	2		
		3	14	4	10		14			14	14			10	42.00			
		4	45	13	32		45	2		45	45	1		32	43.46			
		6	41	14	26		41	2		40	40			25	39.56	4	9,500	
		7	28	9	19		28			28	28			19	47.89	2		
		8	27	7	20		27	3		27	27			19	35.73			
		9	42	10	32		42	1		42	42			32	35.21	1		
		10	24	6	18		24			24	24			18	38.33			
		11	3	1	2		3			3	3			2				
		13	51	20	31		51	2		51	50	2		30	36.26	3	7,000	
14		6	3	3		6			6	6			3	25.00	2			
15		46	11	34		46	7		45	45	1		34	33.44	1			
16		34	13	21		34	1		34	34			21	44.28	4	8,875		
18		10	6	4		10	2	2	10	10			4	40.00	1			
20		15	1	14		15	2		15	15			14	36.28				
21		38	9	29		38	9	6	38	38			28	34.42	1			
22		49	16	32		49	10		48	48			31	30.35	2			
23		41	11	30		41	5	1	41	41		1	30	32.40	1			
24		6	3	3		6	1	1	6	6			3	24.33				
26		2																
28		61	27	34		61			61	61			34	46.08	12	9,750		
29		37	10	27		37	12		37	37			27	33.03	3	6,666		
30		43	13	30		43	10		43	43		2	28	40.96	1			
31		3		3		3			3	3			3	60.00				
32		10	1	9		10	1	1	10	10			9	32.88				
33		20	5	14		19			19	19			14	35.21				
34		1																
35		13	7	6		13			13	13			6	49.16	1			
36		24	13	11		24			24	24			11	46.00	4	10,250		
37		13	7	6		13			13	13			6	47.16	5	13,800		
38		56	20	36		56	10		56	56	2		36	33.75	8	10,375		
39		32	11	21		32	8		32	31		1	21	30.71	2			
40		47	15	32		47	10		47	47			31	27.16	3	7,000		
41		15		15		15	12		15	15		3	15	22.20				
43		2																
45		6	2	4		5	2		6	6			4	30.75				
46		7	2	5		7	5		7	7		1	5	25.40				
49		11	5	6		11			11	11			4	58.00	2			
51		7	3	4		7			7	7			4	40.75	1			
52		12	6	6		12			12	12			6	51.66	5	10,400		
YON-17		1	123	17	61	44	1	121	1	1	78	78	3	2	102	96.01	10	14,500
		2	6	6				6		6	6			1	6	131.66	6	13,166
		3	8	8				8		8	8			1	8	14,000	7	14,000
		4	5	4	1			5		5	5			1	5	13,666	3	13,666

¹For renter-occupied dwelling units and vacant nonseasonal not dilapidated units, for rent.
²For owner-occupied dwelling units and vacant nonseasonal not dilapidated units, for sale only.

Table 3.—CHARACTERISTICS OF HOUSING FOR CENSUS TRACTS, BY BLOCKS: 1950—Con.

Census tract	Block	All dwelling units by occupancy and tenure					All dwelling units by condition and plumbing facilities			Occupied dwelling units			Contract monthly rent ¹		Value ² of one-dwelling-unit structures		
		Total	Owner occupied	Renter occupied	Vacant non-seasonal not dilap., for rent or sale	Other vacant and non-resident	Number reporting	No private bath or dilap.	No running water or dilap.	Total	Persons per room		Number reporting	Average monthly rent (dollars)	Number reporting	Average value (dollars)	
											Number reporting	1.51 or more					Occupied by non-white
YON-17	6	8	8			8			8	8					8	13,500	
	7	11	8	3		11			11	11			3	48.33	6	11,416	
	8	14	6	8		14			14	14	1		8	49.37	3	10,000	
	9	6	5	1		6			6	6			1		2		
	10	7	5	1	1	7			6	6		1		1	4	9,750	
	11	13	7	6		13			13	13			6	51.66	3	11,066	
	12	18	10	8		18			18	18			6	56.66	5	14,400	
	13	14	12	2		14			14	14			2		11	14,181	
	14	10	7	3		10		1	10	10			3	45.00	5	15,400	
	15	1															
	16	2															
	17	41	16	24	1	41			40	40	3		24	28.95	13	13,230	
	18	14	13	1		14			14	14			1		13	15,769	
	19	19	19			19			19	19					18	15,194	
	20	27	25	2		27			27	27			1		23	13,543	
	21	21	16	5		21			21	21			4	40.00	12	15,416	
	22	11	9	2		11			11	11			2		8	14,500	
	23	8	3	5		8			8	8		1	5	39.40	2		
	24	9	7	2		9			9	9			2		6	13,166	
	25	76	40	36		76	1		76	72	2		34	51.05	12	10,250	
	26	45	25	20		45	1		45	45			20	50.55	12	13,208	
	27	17	6	11		17			17	17			11	53.18	2		
	28	28	24	4		28			28	28			3	60.66	18	14,555	
	29	15	12	3		15			15	14			2		11	16,181	
	30	26	15	11		26	2		26	26	1		10	50.50	7	17,500	
	31	11	8	3		11			11	11			3	33.33	5	14,200	
	32	12	10	2		12		1	12	12			2		9	13,888	
	33	18	16	1	1	18			17	17			1		16	14,218	
	34	17	15	2		17			17	17			2		15	15,800	
	35	17	15	2	1	17			17	17			1		13	12,100	
	36	18	15	3		18			18	18			1		13		
	37	16	14	2		16			16	16			2		14	19,107	
	38	11	11			11			11	11					11	17,681	
	39	2															
	40	2															
	41	2															
	42	2	4	2		6			6	6			2		4	25,750	
	43																
	44	1	12		1	13			12	12					12	22,833	
	45	2															
	46	2															
	47	3	3			3			3	3					3	27,000	
	48	8	8			8			8	8					8	21,500	
	49	6	6			6			6	6					6	27,166	
	50	2															
	51	2	4	1		5			5	5			1		4	16,500	
	52	4	3	10	1	41			40	39			10	78.70	26	17,288	
	53	4	3	4		34			34	34			4	57.25	28	14,053	
	54	4	5	5		28			28	28			5	62.20	18	15,166	
55	2	2	2		27			27	27			4	77.50	19	17,368		
56	6	6	2		6			6	6			2		2			
57	4	5	2		5			4	4			2		2			
58	12	8	4		12		1	12	12			4	45.50	5	14,000		
59	13	13			13			13	13					11	16,454		
60	10	9	1		10			10	10			1		9	9,666		
61	14	9	5		13			14	13			5	51.00	5	8,220		
62	15	9	9		15			15	15			8	63.37	4	15,500		
63	15	8	6		15		1	14	14			6	50.83	1			
64	4	4			4			4	4					4	12,250		
65	48	35	13		48			48	48	1		13	54.61	28	12,392		
66	20	13	5	1	20		1	18	18			5	57.80	9	12,777		
67	47	21	26		47			47	47			25	44.72	13	12,538		
68	42	29	10		42		3	39	39			10	48.40	19	11,973		
69	29	16	13		29		2	29	29	1		13	53.30	10	10,400		
70																	
71	40	11	28		40		1	39	39			27	42.85	5	13,100		
72	18	10	8		18			18	18			7	52.57	3	12,666		
73	20	14	6		20			20	20			6	49.50	5	12,000		
74	4	4			4			4	4			1		2			
75	4	3	1		4			4	4					4	12,250		
76	43	20	23		43			43	43	1		13	54.61	28	12,392		
77	37	10	27		37			37	37			27	57.80	9	12,777		
78	24	12	12		24			24	24			12	44.72	13	12,538		
79	24	10	14		24			24	24	1		14	48.40	19	11,973		
80	1																
81	18	11	7		18		1	18	18			7	38.14	5	10,100		
82	14	7	7		14			14	14			7	35.28	3	8,000		
83	19	9	10		19			19	19			9	35.55	1			
84	49	29	19		49		1	48	48			19	40.57	15	11,733		
	25	17	8		25			25	25			8	55.00	13	11,307		
YON-18	2	6	2	4		5			6	5		4		2			
	4	44	27	17		44	2	2	44	44	1	36	17	41.35	22	10,909	
	5	10	8	2		10			10	10		10	2		7	9,142	
	8	32	14	18		31		2	32	32	1	28	17	39.58	10	12,000	
	9	1															
	10	8	3	4		8			7	7	1	8	3	38.33	1		
	11	21	10	11		20			21	21		21	11	40.27	1		
	12	4	4	1		4		2	4	4			1		1		
	13	18	3	12		18		2	18	18	1	10	11	43.09	1		
	14	14	5	9		13			14	14			9	45.66	2		
	15	45	8	37		44		4	45	45		25	36.25	36			

¹For renter - occupied dwelling units and vacant nonseasonal not dilapidated units, for rent.
²For owner - occupied dwelling units and vacant nonseasonal not dilapidated units, for sale only.

Table 3.—CHARACTERISTICS OF HOUSING FOR CENSUS TRACTS, BY BLOCKS: 1950—Con.

Census tract	Block	All dwelling units by occupancy and tenure					All dwelling units by condition and plumbing facilities			Occupied dwelling units			Contract monthly rent ¹		Value ² of one-dwelling-unit structures		
		Total	Owner occupied	Renter occupied	Vacant non-seasonal not dilap., for rent or sale	Other vacant and non-resident	Number reporting	No private bath or dilap.	No running water or dilap.	Total	Persons per room		Number reporting	Average monthly rent (dollars)	Number reporting	Average value (dollars)	
											Number reporting	1.51 or more					Occupied by non-white
YON-18	16	9	5	4		9		1	9	9	1	4	3	36.66	2		
	17	31	8	23		29	3	1	31	31	1	17	23	40.56	4	7550	
	18	18	11	7		18			18	18		17	7	40.57	10	10250	
	19	8	8			8			8	8	1	7			7	9571	
	21	18	14	3		18			17	17	1	17	3	41.00	13	10000	
	22	1															
YON-19	1	31	21	3	4	31			24	24			2		19	12921	
	2	24	20	4		24		1	24	24			4	60.00	16	13531	
	3	15	15			15			15	15					13	14538	
	4	14	12	1	1	14			13	13			1		12	12416	
	5	3	3			3			3	3					3	13333	
	7	7	7			7			7	7					7	14071	
	8	12	11		1	12			11	11					11	13772	
	9	9	9			9			9	9					9	15444	
	10	7	6	1		7			7	7			1		6	16333	
	11	15	15			15			15	15					15	16600	
	12	7	7			7			7	7					7	16714	
	13	6	6			6			6	6					6	15116	
	14	8	8			8			8	8					8	17937	
	15	6	5			6		1	5	5					5	18500	
	16	5	5			5			5	5					5	18000	
	17	3	3			3			3	3					3	15833	
	18	2	2			2			6	6					6	15083	
	20	6	6			6			7	7					7	17142	
	21	7	7			7			3	3			1		2		
	22	3	2	1		3			3	3							
	24	2	7			2			7	7					7	18571	
	25	7	6			7			6	6	1				6	13333	
	26	6	6			6			4	4					4	14875	
	27	5	4			5		1	4	4					4	16500	
	28	4	4			4			4	4					4	16500	
	30	47	45	2		47			47	47		1	2		45	12266	
	31	21	18	3		21			21	21			3	76.66	13	12307	
	32	1															
	YON-20	2	3	1	2		3			3	3	1		2		1	
		6	44	42	2	2	42			42	40					38	14957
		7	3	3			3			3	3					3	15000
		8	34	34			34			34	34					32	14353
9		73	71	1	1	73			72	72					70	14634	
10		14	14			14			14	14					14	14157	
11		11	11			11			11	11					11	13590	
12		5	4		1	5			4	4					4	13000	
13		4	4			4			4	4					3	14000	
14		7	6	1		7		1	7	7			1		6	13000	
16		4	4			4			4	4					4	15000	
17		5	4			5			4	4					4	11250	
18		13	12	1		13		1	13	13					11	14136	
19		4	4			4			4	4					4	13375	
20		25	23	2		25			23	23	1				22	13840	
21		2	2			2			2	2					2		
24		4	4	4		4		2	4	4	2		4	27.50	3	16666	
25		3	3			3			3	3					7	17571	
26		7	7			7			7	7					7	12428	
27		15	14	1		15			15	15			1		14		
28		3	2	1		3			3	3			1		2		
29	5	4			5		1	4	4					4	16000		
30	3	2	1		3			3	3			1		2			
31	3	1	2		3			3	3			2		1			
32	1																
33	10	4	6		10		2	10	10			5	23.00				
35	1																
YON-21	2	8	8			8			8	8					8	23000	
	3	7	7			7			7	7					7	21857	
	4	8	7	1		8			8	8			1		6	28833	
	5	12	12			11			12	11					10	25400	
	6	17	16	1		16			17	17			1		15	22133	
	7	4	3		1	4			3	3					3	20000	
	8	6	4			6			5	5			1		2		
	9	6	6			6			6	6					6	42000	
	10	13	11	1	1	13			12	8			1		11	28000	
	11	4	4			4			4	4					2		
	12	3	2		1	3			2	2					2		
	13	3	3			3			3	3					3	42666	
	14	2															
	15	4	4			4			4	4					4	55000	
	16	3	2			3			2	2					2		
	17	11	11			11			11	11					11	39500	
18	2																
21	19	17	2		18			19	18			1		16	28625		
22	20	20			20			20	19					19	29657		
24	26	25	1		26			26	24			1		25	27740		

¹For renter - occupied dwelling units and vacant nonseasonal not dilapidated units, for rent.
²For owner - occupied dwelling units and vacant nonseasonal not dilapidated units, for sale only.

Table 3.—CHARACTERISTICS OF HOUSING FOR CENSUS TRACTS, BY BLOCKS: 1950—Con.

Census tract	Block	All dwelling units by occupancy and tenure					All dwelling units by condition and plumbing facilities			Occupied dwelling units			Contract monthly rent ¹		Value ² of one-dwelling-unit structures			
		Total	Owner occupied	Renter occupied	Vacant non-seasonal not dilap., for rent or sale	Other vacant and non-resident	Number reporting	No private bath or dilap.	No running water or dilap.	Total	Persons per room		Occupied by non-white	Number reporting	Average monthly rent (dollars)	Number reporting	Average value (dollars)	
											Number reporting	1.51 or more						
YON-21	25	22	21			1	20			21	20					17	28,352	
	26	14	14				14			14	14					12	32,125	
	27	16	15	1			16			16	16					14	37,714	
	31	1																
	32	1																
	33	1																
	34	1																
	35	7																
	36	5	5	1	1		7											
	43	138	76	6	52	4	129				82	75		2	11,333	3	14,666	
		17	16		1		17				16	16		3		16	12,027	
																		14,093
		44	2															
	45	1																
	47	10	9			10				10	10		1		9	20,777		
	48	3	3	1		3				3	3				3	16,000		
	49	3	3			3				3	3				3	23,333		
	50	11	9	2		11				11	10		1		8	21,687		
	51	9	7	1		9				8	8		1		6	16,666		
	52	1																
	53	2																
	54	1																
	55	1																
	57	1																
	58	8	8			8				8	8				8	19,250		
	60	5				5				5	5				4	21,500		
	61	14	14			14				14	13				14	24,500		
	65	10	10			10				10	10				9	21,000		
	66	4				4												
	67	4				4				4	4				4	31,250		
	68	15	14	1		15				15	15				13	23,769		
	69	15	15			15				15	15				15	21,400		
	70	3	3			3				3	3				3	33,333		
	71	5	4	1		5				5	5		1		4	29,325		
	74	15	14		1	15				14	14				13	22,346		
	75	3	3			3				3	3				3	28,000		
	76	22	19	2		22				21	20		2		17	24,794		
	77	9	8	1	1	9				9	9		1		8	23,500		
	78	6	6			6				6	6				6	31,666		
	79	10	10			10				10	10				10	23,200		
	80	3	3			3				3	3				2	21,137		
	81	5	5	1		5				5	5		1		8	21,187		
	82	9	8	1		9				9	9				8	20,750		
	83	10	9		1	10				9	9				9	19,444		
	84	11	11			11				11	11				9	17,888		
	85	7	7			7				7	7				7	27,285		
	86	4	4			4				4	4				4	20,750		
	87	10	9	1		10				10	10				7	27,333		
	88	13	8	4	1	12		2		12	12		1	96.75	6	18,142		
	89	21	18	2	1	21				20	20		1		18	16,333		
	90	28	24	4		27				28	27		2	67.50	20	16,100		
	91	27	22	4	1	27				26	26		4	85.00	19	15,947		
	92	5	5			5				5	5				4	21,000		
	93	13	13			13				13	13				13	16,538		
	94	15	13			15				14	13				12	18,333		
	95	23	21	2		23				23	23		1		19	17,263		
	96	16	16			16				16	16				16	15,875		
	97	13	12		1	13				12	12				11	16,769		
	98	27	23	3	1	27				26	26		3	101.00	22	16,318		
	99	5	5			5				5	5				5	19,600		
	100	44	41	3		44				44	44		3	71.33	39	15,897		
	101	19	19			19				19	19				19	23,684		
	102	45	43	1		45	1	1		44	44		1		42	21,404		
	103	1																
	104	1																
	105	5	5			5				5	5				5	23,400		
	106	4	4			4				4	4				4	30,000		
	107	6	6			6				6	6				6	28,166		
	108	1																
	109	2																
	110	1																
	113	1																
	116	2																
	117	3	1			3				3	3				3			
	119	3	2			3				2	2		2					
	120	2			1										4	30,025		
	121	4	4			4				4	4				4	22,809		
	122	27	22			25				22	21				21	17,166		
	127	7	7			7				7	7				10	21,400		
	128	10	10			10				10	10							
	129	1																
	130	3	3			3				3	3				3	20,000		
	132	5	5			5				5	5		1		5	24,100		
	133	5	5			5				5	5				5	24,200		
	134	3	3			3				3	3		1		3	27,333		
	135	7	7			7				7	7				7	20,357		
	136	26	24		1	25				24	24				24	24,625		
	137	18	18			18				18	18				17	19,970		
	138	33	31	1	1	31				32	30				26	17,807		

¹For renter - occupied dwelling units and vacant nonseasonal not dilapidated units, for rent.
²For owner - occupied dwelling units and vacant nonseasonal not dilapidated units, for sale only.

HOUSING—BLOCK STATISTICS

Table 3.—CHARACTERISTICS OF HOUSING FOR CENSUS TRACTS, BY BLOCKS: 1950—Con.

Census tract	Block	All dwelling units by occupancy and tenure					All dwelling units by condition and plumbing facilities			Occupied dwelling units			Contract monthly rent ¹		Value ² of one-dwelling-unit structures	
		Total	Owner occupied	Renter occupied	Vacant non-seasonal not dilap., for rent or sale	Other vacant and non-resident	Number reporting	No private bath or dilap.	No running water or dilap.	Total	Persons per room		Number reporting	Average monthly rent (dollars)	Number reporting	Average value (dollars)
											Number reporting	1.51 or more				
YON-21	139	9	9			7			9	9					7	16,285
	140	28	27	1		22			28	24				1	18	19,777
	141	13	6	1		7			7	7					5	16,600
	142	17	12	1		13	1	1	13	13					7	22,571
	143	8	8			8			8	8					7	17,714
	144	10	7	3		9			10	10					5	18,600
	145	20	18	2		19			20	20				1	13	17,615
	148	10	8	2		9			10	9				1	4	22,750
	149	17	17			14			17	17					15	17,600
	150	11	11			10			11	11					8	16,250
	152	4	4			4			4	4					3	31,666
	153	5	5			5			5	5					4	35,750
	154	13	12			13	1		12	12					12	22,666
	155	9	9			9			9	9					9	22,633
	156	10	10			10			10	10					10	20,050
	157	22	22			22			22	22		1			20	28,325
	158	5	5			5			5	5					5	22,800
	159	19	18	1		19			19	19		1			18	23,277
	160	6	6			6			6	6					6	24,666
	162	6	4	2		6			6	6			2		4	15,750
	163	6	6			6			6	6					3	22,166
164	6	6			6			6	6					6	13,750	
165	5	5			5			5	5					5	14,500	
166	5	5			5			5	5					5	15,400	
167	2	2			2			2	2		1			3	16,166	
169	4	4	1		4			4	4					3	14,666	
170	3	3			3			3	3							
171	1	1			1			1	1							
YON-22	2	7	4	3		7		2	7	7			3	51.66	4	21,750
	3	5	5			5			5	5					5	23,400
	4	10	7	2		10			9	9			1	5	17,200	
	5	12	8	3	1	12			11	11			3	116.66	5	22,400
	6	3	3			3			3	3				103.33		
	7	9	6	1		7			6	6					5	22,800
	8	7	7		1	6			7	7		1			7	21,857
	9	8	8			8			8	8					8	20,250
	10	6	6			6			6	6					6	22,750
	11	1	1			1			1	1					9	21,666
	12	6	6			6			6	6					6	22,916
	13	4	4			4			4	4					4	20,500
	14	3	3			3			3	3					3	26,000
	15	4	4			4			4	4					4	20,000
	16	4	4			4			4	4					4	20,000
	17	9	8	1		10		1	9	9					8	19,412
	18	10	8			8			8	8					8	20,662
	19	12	11	1		12			12	12					11	22,863
	20	12	12			12			12	12					12	18,750
	21	10	10			10			10	10					9	21,222
	22	6	6	1		6			6	6			1		5	24,800
	23	4	4			4			4	4					4	20,250
	24	4	4			4			4	4					4	20,000
	25	3	3			3			3	3					3	18,000
	26	6	6	1		6			6	6			1		6	22,458
	27	6	3	3		6			6	6			2		12	21,225
	28	49	4	30	1	45		1	18	18		3	87.06		18	19,944
	29	23	23			23			24	24					1	21,714
	30	8	8			8			8	8					1	20,375
	31	11	10	1		11			11	11					8	20,375
	32	9	9			9			9	9					9	20,777
	33	11	11			11			11	11					9	25,000
	34	4	4			4			4	4					4	30,750
	35	11	11			11			11	11					11	23,181
	36	5	3	5	2	5			5	5			5	113.68	3	16,666
	37	3	3			3			3	3					3	25,833
	38	19	19			19			19	19		1			17	23,470
	39	1	1			1			1	1						
	40	7	7	2		7			7	7					5	15,600
	41	23	21	2		18			23	23			2		19	18,342
	42	8	8			8			8	8		1			8	16,875
43	7	7			7			7	7					6	19,833	
44	9	9			9			9	9					8	12,812	
45	4	4			4			4	4					4	16,750	
46	8	8			8			8	8					7	20,428	
47	1	1			1			1	1			1		5	20,800	
48	6	6			6			6	6					5	20,800	
49	3	3			3			3	3					3	10,833	
50	12	17	10	6	12		1	12	12			10	99.98	16	16,875	
51	20	12	8		20			25	25		1	197	66.61			
52	5	5			5			5	5					5	27,400	
53	13	11	2		12			13	13			2		10	14,800	
54	9	9			9			9	9					9	16,666	
55	8	8			8			8	8					7	20,428	
56	9	9			9			9	9			2		6	18,500	
57	11	11			11			11	10		1			8	15,875	

¹For renter - occupied dwelling units and vacant nonseasonal not dilapidated units, for rent.
²For owner - occupied dwelling units and vacant nonseasonal not dilapidated units, for sale only.

Table 3.—CHARACTERISTICS OF HOUSING FOR CENSUS TRACTS, BY BLOCKS: 1950—Con.

Census tract	Block	All dwelling units by occupancy and tenure					All dwelling units by condition and plumbing facilities			Occupied dwelling units			Contract monthly rent ¹		Value ² of one-dwelling-unit structures		
		Total	Owner occupied	Renter occupied	Vacant non-seasonal not dilap., for rent or sale	Other vacant and non-resident	Number reporting	No private bath or dilap.	No running water or dilap.	Total	Persons per room		Number reporting	Average monthly rent (dollars)	Number reporting	Average value (dollars)	
											Number reporting	1.51 or more					Occupied by non-white
YON-22	65	16	15	1		12			16	16					11	16,818	
	66	6	4	2		6			6	6					4	12,000	
	68	16	12	4		16			16	16					9	12,777	
	69	5	4	1		5			5	5			7133		4	14,500	
	70	13	9	4		12			13	12					8	19,375	
	71	12	9	3		12			12	12					5	15,000	
	72	24	13	11		21	1	1	24	22					11	17,045	
	73	5	5			5			5	4			10	7380	5	17,200	
	74	6	6			6			6	6					5	20,300	
	75	28	25	3		28			28	28				3	5833	22	19,613
	76	19	19			19		1	19	19					18	22,900	
	77	12	12			12			12	12					12	18,916	
	78	11	10	1		10			11	11					9	23,333	
	79	9	8	1		9			9	9			1		8	36,875	
	80	17	16	1		16			17	16				1	16	28,812	
	81	9	8		1	9			8	8					8	29,625	
	82	9	8	1		9			9	9			1		7	30,000	
	83	17	15	2	2	16			15	15					15	11,266	
	84	8	8			8			8	8					6	25,666	
	85	2															
	86	13	12			13		1	12	12					12	22,250	
	87	24	21	3		24			24	24				2	21	21,333	
	88	3	3			3			3	3					3	23,000	
	89	16	15	1		16			16	16				1	15	17,266	
	90	8	7		1	8			7	7					6	18,333	
	91	20	4	16		20			20	20		1	15	8153			
	92	66	2	63	1	66			65	65			60	6910			
	93	223	1	215	7	218		3	216	210		1	205	8808	1		
	95	551	7	537	2	531	15	2	544	534		1	519	8803			
	96	139		139	5	137		7	139	138		9	134	130.73			
	98	36	34	2		36			36	36					32	20,234	
	99	14	13	1		13			14	13					13	24,307	
	100	10	10			10			10	10					9	35,666	
	101	4	1	3		4			4	4				2	1		
	102	15	13	2		15			15	15				2	13	28,384	
	103	3	3			3			3	3					3	26,666	
	104	17	17			17			17	17					17	25,470	
	105	22	22			21			22	22					22	28,090	
	106	7	7			7			7	7					7	32,785	
	107	30	28	2	2	28			28	27					27	30,462	
	109	8	6	2		7	1	1	8	8				2	4	11,500	
	116	7	7			7			7	7					7	30,857	
	117	17	15	2		17	2	2	17	17				2	15	43,933	
	118	6	6			6			6	6					4	51,250	
	119	10	10			10			10	10					9	36,777	
	120	4	2	2		4			4	4				1	1		
	121	2															
	122	87	2	85		86			87	86		1	85	9576	1		
	123	48	4	6	38	48			10	10			43	13244	2		
	124	5	5			5	1	1	5	5					5	25,800	
	125	10	9		1	10			9	9					9	30,666	
	126	4	4			4			4	4					4	26,750	
	127	24	6	16	2	23			22	21			17	20970	6	21,333	
	128	31	3	27	1	31	1	1	30	30			27	9351	2		
	129	6	6			6			6	6					5	38,000	
	130	44	13	30	1	43	1	1	43	43			29	8365	12	46,666	
	131	4	1	3		4			4	4			3	8833	1		
	132	10	8	1	1	10			9	9					8	70,375	
	133	2															
	134	1															
	135	16	16			16			16	16					16	26,562	
	137	8	7	1		7			8	7					7	25,000	
	138	5	5			5			5	5					5	22,600	
	139	6	5	1		6			6	6			1		4	15,500	
	140	5	3	1	1	5			4	4		1			2		
	141	4	4			4			4	4		1			4	32,500	
	143	3		3		3			3	3			1				
	144	6	6			6			6	6					6	21,333	
	145	11	11			11			11	11					11	15,909	
	146	8	4	4		8			8	8			4	8175	3	16,000	
	147	1															
	148	8	6	2		8			8	8		1			2	12,300	
	149	27	18	8	1	24			26	23			7	6642	13	13,653	
	152	6	6			6			6	6					6	15,166	
	153	5	4	1		5			5	5			1		3	13,000	
	154	161	1	159	1	159			160	153		1	156	8117	1		
	155	27	20	6	1	26			26	26		1	156	7416	20	26,150	
	156	2															
	157	23	4	19		22			23	23			18	6577	3	25,000	
	158	172	1	169	1	168	1	1	170	167			162	7490			
	159	29	1	28		25			29	29			27	9129	1		
	160	39	39			38			39	38					36	34,388	
	161	8	8			8			8	8					8	35,000	
	162	7	7			7			7	7					7	28,428	
	165	1															
	169	2															
	170	3	3						3	3					3	35,000	

¹For renter - occupied dwelling units and vacant nonseasonal not dilapidated units, for rent.
²For owner - occupied dwelling units and vacant nonseasonal not dilapidated units, for sale only.

HOUSING—BLOCK STATISTICS

Table 3.—CHARACTERISTICS OF HOUSING FOR CENSUS TRACTS, BY BLOCKS: 1950—Con.

Census tract	Block	All dwelling units by occupancy and tenure					All dwelling units by condition and plumbing facilities			Occupied dwelling units			Contract monthly rent ¹		Value ² of one-dwelling-unit structures		
		Total	Owner occupied	Renter occupied	Vacant non-seasonal not dilap., for rent or sale	Other vacant and non-resident	Number reporting	No private bath or dilap.	No running water or dilap.	Total	Persons per room		Occupied by non-white	Number reporting	Average monthly rent (dollars)	Number reporting	Average value (dollars)
											Number reporting	1.51 or more					
YON-22	171	11	11						11	11					11	36,727	
	172	4	4						4	4					4	41,250	
	173	9	8	1					9	9					9	65,250	
	175	7	5		2				7	5			1		7	42,600	
	176	7	4	3					7	7			2		7	40,000	
	177	1															
	178	8	5	3					8	8		1	2		8	16,500	
	179	1															
	YON-23	2	47	45	1	1	47	3		46	45			1		40	17,400
		3	26	16	10		26			26	26			9	73.88	11	16,136
4		8	8			8			8	8					8	14,750	
5		7	7			7			7	7					7	13,571	
6		8	8			8			8	8					8	15,687	
7		14	14			14			14	14					13	13,153	
8		30	28			30		2	28	28					28	14,642	
9		8	8			8			8	8					8	16,875	
11		25	23	2		25			25	25			1		22	14,977	
12		14	11	3		14			14	14			1		11	21,363	
13		15	13	2		15			15	15			2		10	12,850	
14		11	11			11			11	11					11	12,545	
15		24	22	2		23			24	23					20	15,825	
17		30	21	8		29		1	29	29			8	59.25	15	10,633	
18		7	7			7			7	7					7	16,571	
19		4	4			4			4	4					4	17,250	
20		9	5	4		9			9	9			3	50.00	2	11,928	
21		10	8	2		10			10	10			2		7	11,928	
22		3	2	1		3			3	3			1		1	16,783	
23		6	6			6			6	6					6	16,783	
25		2	2			2			2	2			2		2	13,500	
26		5	5			5			5	5			2		4	13,500	
27		5	3	2		5			5	5			7	42.42	12	9,875	
28		29	21	7		29		1	28	28			6	55.33	4	8,625	
29		13	6	6	1	13			12	12					12	8,625	
30		1	1			1			1	1					1	13,500	
31		5	3	2		5			5	5			2		2	5,500	
32		10	6	4		10			10	10			4	38.75	3	5,500	
33		16	6	9		16		1	15	15			9	56.88	3	12,833	
34		21	9	12		21			21	21			12	46.50	3	12,833	
35		26	6	19		26		1	25	25		2	19	35.94	4	10,000	
36		12	6	6		12		1	12	12		1	6	43.00	3	8,666	
37		21	11	10		21			21	21			9	44.33	4	11,400	
38		15	4	11		15		4	15	15		2	10	34.40	4	5,625	
39	19	5	13		19		1	18	18			12	42.50	4	12,375		
40	1	1			1			1	1					1	13,500		
41	11	3	8		11		1	11	11		1	8	30.25	1	8,625		
42	9	3	5	1	9			8	8			4	43.75	1	11,400		
43	11	6	5		11			11	11			5	36.00	1	8,625		
44	8	4	4		8			8	8			4	43.25	1	13,500		
45	3	3			3			3	3			3	36.66	3	36,666		
46	2	2			2			2	2					2	13,500		
48	18	10	8		18			18	18			8	38.12	4	9,500		
49	15	2	12		15		2	14	14		1	11	37.00	11	37,000		
51	1	1			1			1	1					1	13,500		
52	2	2			2			2	2					2	13,500		
53	27	16	11		27			27	27			11	43.54	8	8,625		
54	21	10	11		21		1	21	21			10	40.30	5	11,400		
55	12	5	7		12			12	12			7	37.57	7	7,857		
56	24	17	7		24			24	24			7	46.00	7	7,857		
57	14	9	5		14			14	14			5	45.00	3	13,666		
58	2	2			2			2	2					2	13,500		
59	1	1			1			1	1					1	13,500		
YON-24	2	603	2	127	472	2	596	1	1	129	120		585	93.53			
	3	507	29	440	33	5	507	11	11	469	467	4	469	104.24	18	16,944	
	4	15	5	9	1	15		2	14	14		1	8	47.87	3	13,000	
	5	8	4	3		8		2	7	7			2		2	13,000	
	6	30	15	15		28		9	30	29		1	9	41.55	5	3,680	
	9	5	4	1		5			5	5			1		3	5,500	
	10	3	3			3			3	3					1	5,500	
	11	2	2			2			2	2					1	5,500	
	12	13	9	4		13			13	13			4	47.50	6	10,083	
	13	11	9	1		11		1	10	10			1		6	8,000	
	14	6	3	2		6			6	6			2		2	10,083	
	15	2	2			2			2	2					2	10,083	
	16	7	3	3		7		1	6	6			3	58.33	2	7,250	
	17	25	14	7	3	24		1	21	19			8	56.37	8	7,250	
	18	12	6	6		12			12	12			6	37.33	2	10,000	
	19	7	5	2		7			7	7			2		3	10,000	
	20	1	1			1			1	1					1	10,000	
21	10	7	3		10		2	8	8		1	3	23.33	2	7,250		
22	8	4	4		8		3	5	5			4	38.75	2	7,250		
24	3	2	1		3			3	3			1		1	10,000		
25	8	5	2		8		3	5	5			2		4	9,500		

¹For renter - occupied dwelling units and vacant nonseasonal not dilapidated units, for rent.²For owner - occupied dwelling units and vacant nonseasonal not dilapidated units, for sale only.

Table 3.—CHARACTERISTICS OF HOUSING FOR CENSUS TRACTS, BY BLOCKS: 1950—Con.

Census tract	Block	All dwelling units by occupancy and tenure					All dwelling units by condition and plumbing facilities			Occupied dwelling units			Contract monthly rent ¹		Value ² of one-dwelling-unit structures	
		Total	Owner occupied	Renter occupied	Vacant non-seasonal not dilap., for rent or sale	Other vacant and non-resident	Number reporting	No private bath or dilap.	No running water or dilap.	Total	Persons per room		Number reporting	Average monthly rent (dollars)	Number reporting	Average value (dollars)
											Number reporting	1.51 or more				
YON-24	27	29	18	11		29	7	7	29	29		3	9	48.22	4	10,000
	28	8	5	3		8			8	8	1		3	41.66	4	4,925
	30	5	4	1		5			5	5			1		2	
	31	6	3	3		6			6	6	1		1		2	
	34	11	7	4		11	1	1	11	11			4	36.66	5	12,200
	35	6	4	2		6			6	6			3	59.00	3	16,833
	36	8	5	3		8			8	8			3	41.66	1	9,666
	37	6	2	4		6		1	6	6			4	38.75	1	
	38	6	3	3		6		1	6	6			2		1	
	39	15	10	5	2	15			15	15			3	63.33	9	13,000
	40	5	3	2		5			5	5			2		1	
	41	11	4	7		11	1		11	11			7	67.57	2	
	42	2				2			2	2			10	50.50	2	
	43	16		10		16			16	16			4	142.25	2	
	44	8	4	4		8			8	8			14	37.64	2	
	45	15	1	14		15		2	15	15			14	37.64	2	
	46	27	1	20		27		3	27	27	1		19	34.73	2	
	47	10	5	5		10			10	10			5	58.40	1	
	49	4		1		4			4	4			1		2	
	50	12	11	1		12		1	11	11			1		11	19,500
	51	7	6	1		7			7	7			1		4	33,000
	54	8	8			8		3	8	8			1		8	7,187
	55	6				6			6	6			2		1	
	57	1	1			1		1	1	1	2		1		6	9,833
	58	1	9	2		11			11	11			2		1	
	59	1				1			1	1			5	39.80	5	8,000
	60	1	9	5		13		2	14	14			1		1	
	61	2		1		3		2	3	3			1		1	
	62															
	63															
	64	1				1			1	1			1		6	12,000
	65	2	6	1		7			7	7			1	32.60	2	
	66	2	3	3		5			5	5	1		1	36.66	2	
	67	6	3	3		6		3	6	6			5	53.40		
	68	6	5	1		6			6	6			5	55.60	7	10,928
	69	6	3	3		6		3	6	6			1	55.60	8	19,625
	70	1	1		2	1			1	1			1	61.41	8	11,437
	71	1	1		1	1			1	1			1	55.81	8	
	72	1	1		1	1			1	1			1	63.00	8	
	73	1	1			1			1	1			1		8	
	74	16	5	11		16			16	16			5	63.80	6	11,666
	75	1	12	7		13			13	13			1		12	14,041
	76	9	7	2		9			9	9			1		9	14,511
	77	1	5	3		1			1	1	1		5	43.40	4	10,250
	78	1	1	1		1			1	1			1		9	13,777
	79	1	3	3		1			1	1			5	47.66	1	
	80	2	1	1		2			2	2			1	58.37	1	12,562
	81	1	1	1		1			1	1			1	71.33	1	12,422
	83	1	1			1			1	1			1		1	
	84	1	1	1	1	1		1	1	1			1		10	12,700
	85	6	50	11		61		1	61	61			10	60.40	43	13,837
	86	1	11	1		13			13	13			1		9	13,111
	87	1	2			3			3	3					2	
	88	1	3			4			4	4					3	10,166
	89	1				1			1	1						
	90	1				1			1	1						
	91	1				1			1	1						
	92	1	16	3		19			19	19			3	49.33	13	10,538
	93	1	12	27		40		4	39	39			27	45.96	2	
	94	3	14	19		34		2	33	33	2		19	46.36	2	
	95	8	7	75		83		2	81	81	3		7	68.65	4	10,500
	96	4	2	22		43		1	43	43	1		19	50.42	10	12,250
	97	1	11	4		16			15	15			4	52.50	1	11,437
	98	1	16	3		18		1	19	18			1	38.33	13	12,507
	99	1	8	2		10		5	10	9			2		6	8,600
	100	2	6	3		9			9	9			3	33.33	1	10,500
	101	2	20	9		29		1	29	29			5	59.75	14	12,142
	102	1	11	5		16			16	16			8	62.20	1	10,437
	103	1	5	7	2	14		4	12	12	1		6	62.25	1	
	104	1	7	6		13			13	13		1	6	38.66	3	13,666
	105	10	7	3		10		1	10	10			3	46.66	4	11,250
	106	1	14	1		15			15	15			1		11	11,772
	107	1	12	6		18		1	18	18			6	56.83	4	8,625
	108	2	12	8		21			20	20	1		1	50.25	1	12,500
	109	2	18	3	1	22			21	21			1	74.66	1	15,099
	110	4	24	16		38			40	39	1		16	55.93	1	13,142
	111	2	21	4		25			25	25			2	75.00	1	17,772
	112	1	11	3		14			14	14			1		10	18,176
	113	1	8	4		12			12	12			1		5	10,650
	114	2	13	1		25			25	25			3	84.75	3	15,800
	115	2	10	13		23			23	23	1		10	62.20	3	16,666
	116	3	17	16		33			33	33	2		16	50.00	7	11,714
	117	4	26	21		47			47	47			20	63.30	17	13,617
	118	1	10	9		19			19	19			8	53.75	3	11,333
	119	1	13	6		19			19	19			6	56.33	10	13,050
	120	2	12	13	1	26		2	25	25			3	62.61	3	15,000
	121	1	12	4		16		1	16	16	1		3	65.33	4	10,500

¹For renter - occupied dwelling units and vacant nonseasonal not dilapidated units, for rent.
²For owner - occupied dwelling units and vacant nonseasonal not dilapidated units, for sale only.

HOUSING—BLOCK STATISTICS

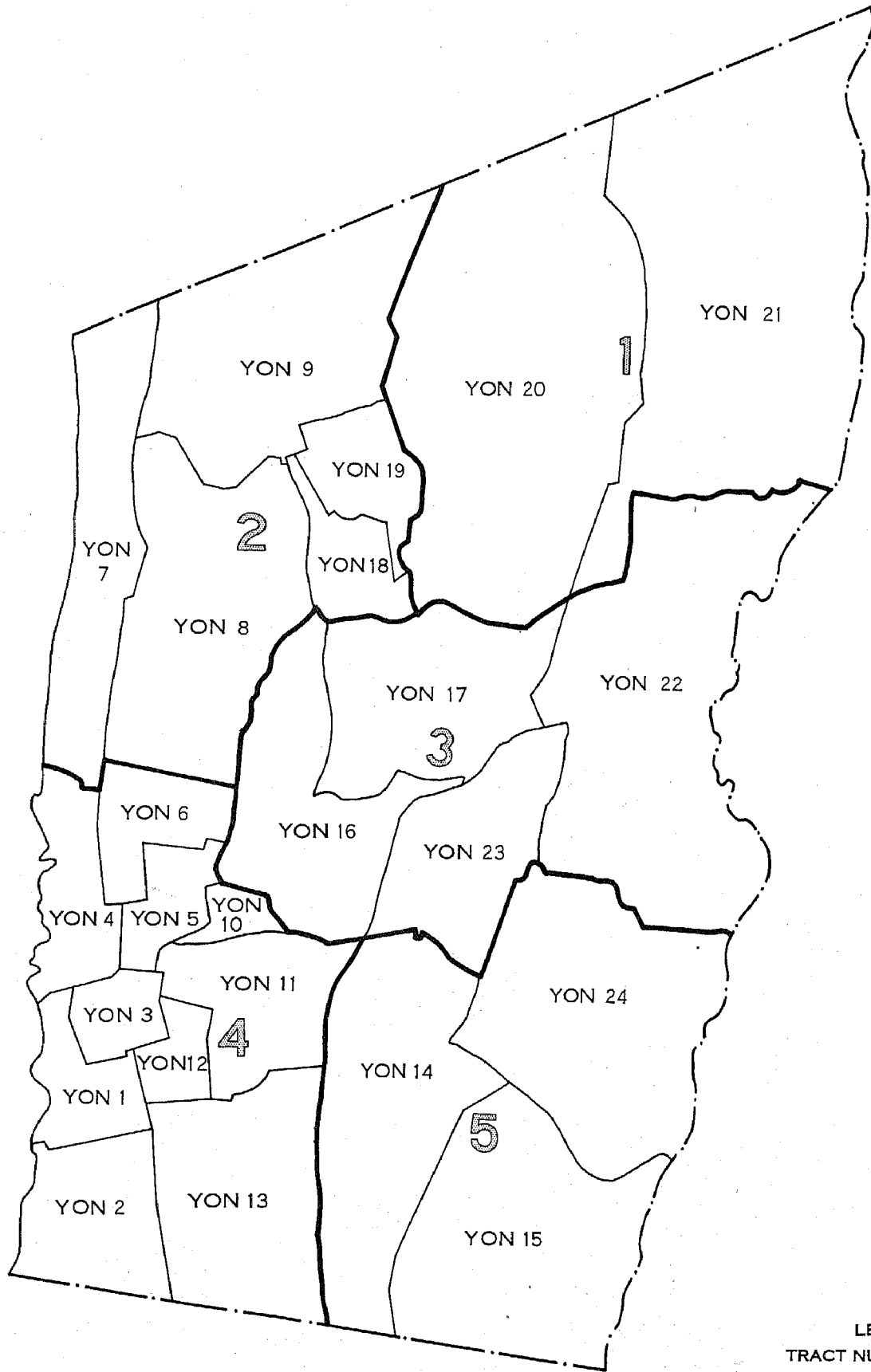
Table 3.—CHARACTERISTICS OF HOUSING FOR CENSUS TRACTS, BY BLOCKS: 1950—Con.

Census tract	Block	All dwelling units by occupancy and tenure					All dwelling units by condition and plumbing facilities			Occupied dwelling units			Contract monthly rent ¹		Value ² of one-dwelling-unit structures	
		Total	Owner occupied	Renter occupied	Vacant non-seasonal not dilap., for rent or sale	Other vacant and non-resident	Number reporting	No private bath or dilap.	No running water or dilap.	Total	Persons per room		Number reporting	Average monthly rent (dollars)	Number reporting	Average value (dollars)
											Number reporting	1.51 or more				
YON-24	122	16	4	9	3	16			13	13		11	5 0.00			
	123	26	19	7		26	1	1	26	26		7	62.57	12	10.750	
	124	41	25	15		41	1	1	40	40	1	15	56.86	13	13.115	
	125	46	29	17		45	1		46	46		16	55.31	17	10.588	
	126	34	22	12		34	2		34	34	1	24	47.08			
	128	5	2	3		5			5	5		3	62.33	1		
	129	46	18	28		46			46	46		28	51.07	4	8.750	
	130	17	15	2		17			17	17		2		12	15.916	
	131	22	16	6		22	4	4	22	22		6	54.83	12	8.866	
	132	14	11	3		14	2	2	14	14		3	45.00	9	6.666	
	133	14	10	4		14	1	1	14	14		4	60.00	6	8.083	
	134	26	23	3		24	1	1	26	26		3	82.33	18	15.444	
	135	23	23			23			23	23				21	15.809	
	136	6	4	2		6			6	6		2		3	14.000	
	137	15	12	3		15			15	15		3		8	19.750	
	138	41	12	28		41	1		40	40		26	52.76	6	12.833	
	139	160	44	115		160	2		159	159	1	112	58.09	16	11.187	
	143	31	10	21		31			31	31		21	45.61	2		
	144	49	27	22		49			49	49		22	50.63	15	11.866	
	145	40	8	32		40	1		40	40	2	30	54.16	3	14.166	
	146	22	10	12		21	3	3	22	22		11	58.00	7	14.714	
	147	18	7	10	1	18			17	17		11	78.81	2		
	148	23	17	6		23			23	23		5	56.20	11	15.454	
	149	32	22	10		32	1	1	32	32		9	57.44	14	13.357	
	150	25	17	8		25			25	25		8	52.87	11	14.272	
	151	10	10			9			10	9				8	16.650	
	152	3	2	1		3			3	3		1		1		
	153	3	2	1		3			3	3		1		1		
	154	60	43	16	1	60			59	59		17	51.41	33	10.657	
	155	24	18	6		24	3	3	24	24		6	50.33	14	11.214	
	156	18	16	2		17			18	18		2		13	13.038	
	157	9	6	3		9			9	9		3		4	14.750	
	158	10	6	4		10	1	1	10	10		3	62.66			
	159	10	4	6		10	5	5	10	10		6	48.33			
	160	44	27	17		44			44	44	2	17	47.50	2		
	161	42	15	27		43			44	44		17	47.17	17	10.794	
	162	90	16	72		90	2		88	88		27	46.22	2		
	163	46	19	27		46			46	46	1	27	49.02	3	10.000	
												27	56.70	5	10.700	

¹For renter - occupied dwelling units and vacant nonseasonal not dilapidated units, for rent.
²For owner - occupied dwelling units and vacant nonseasonal not dilapidated units, for sale only.

YONKERS, NEW YORK, BY CENSUS TRACTS: 1950

KEY MAP



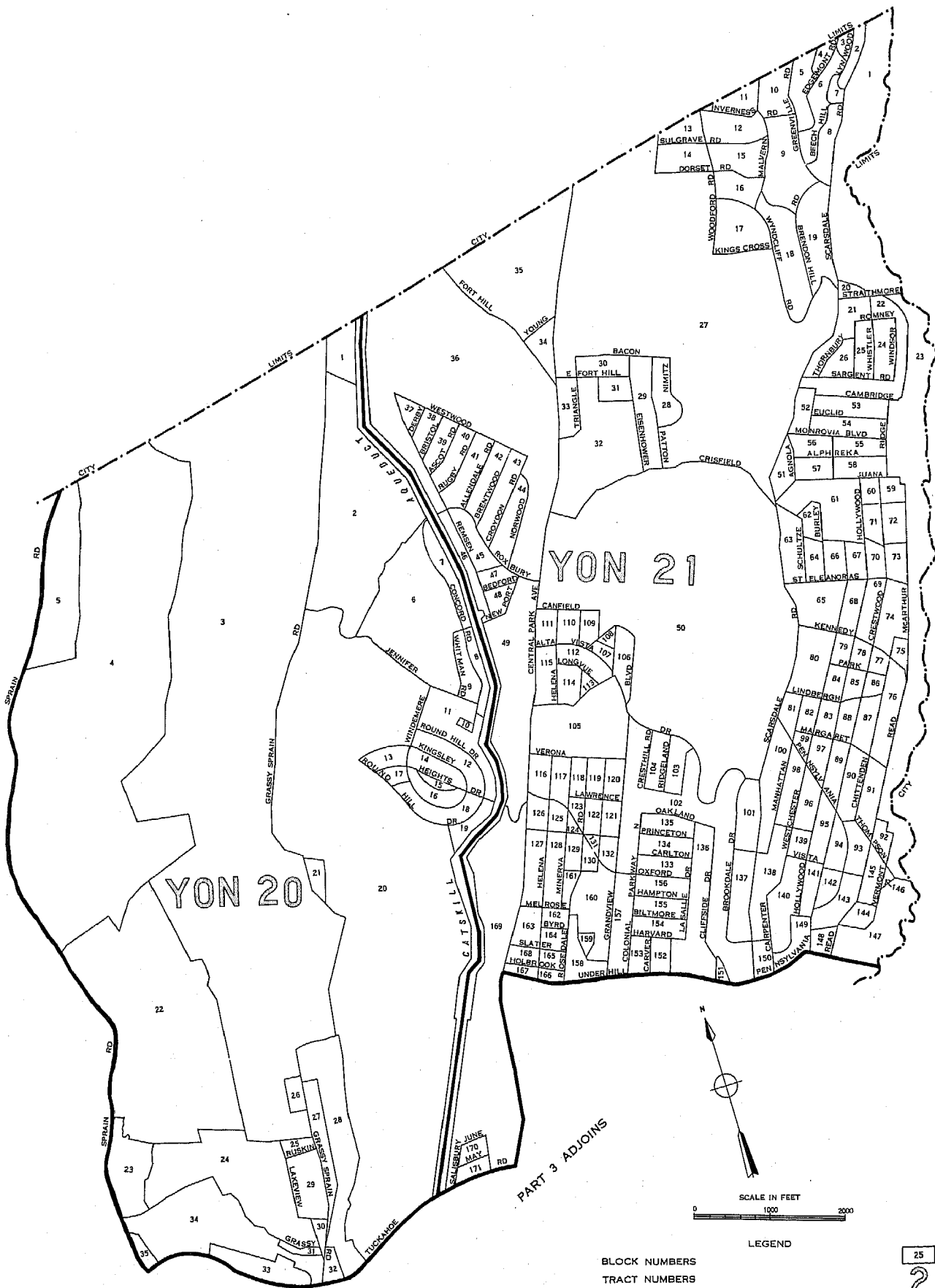
LEGEND
TRACT NUMBER 9
PART NUMBER 1

YONKERS, NEW YORK; BY CENSUS TRACTS AND BLOCKS: 1950

PART 1 OF 5 PARTS

PART 2 ADJOINS

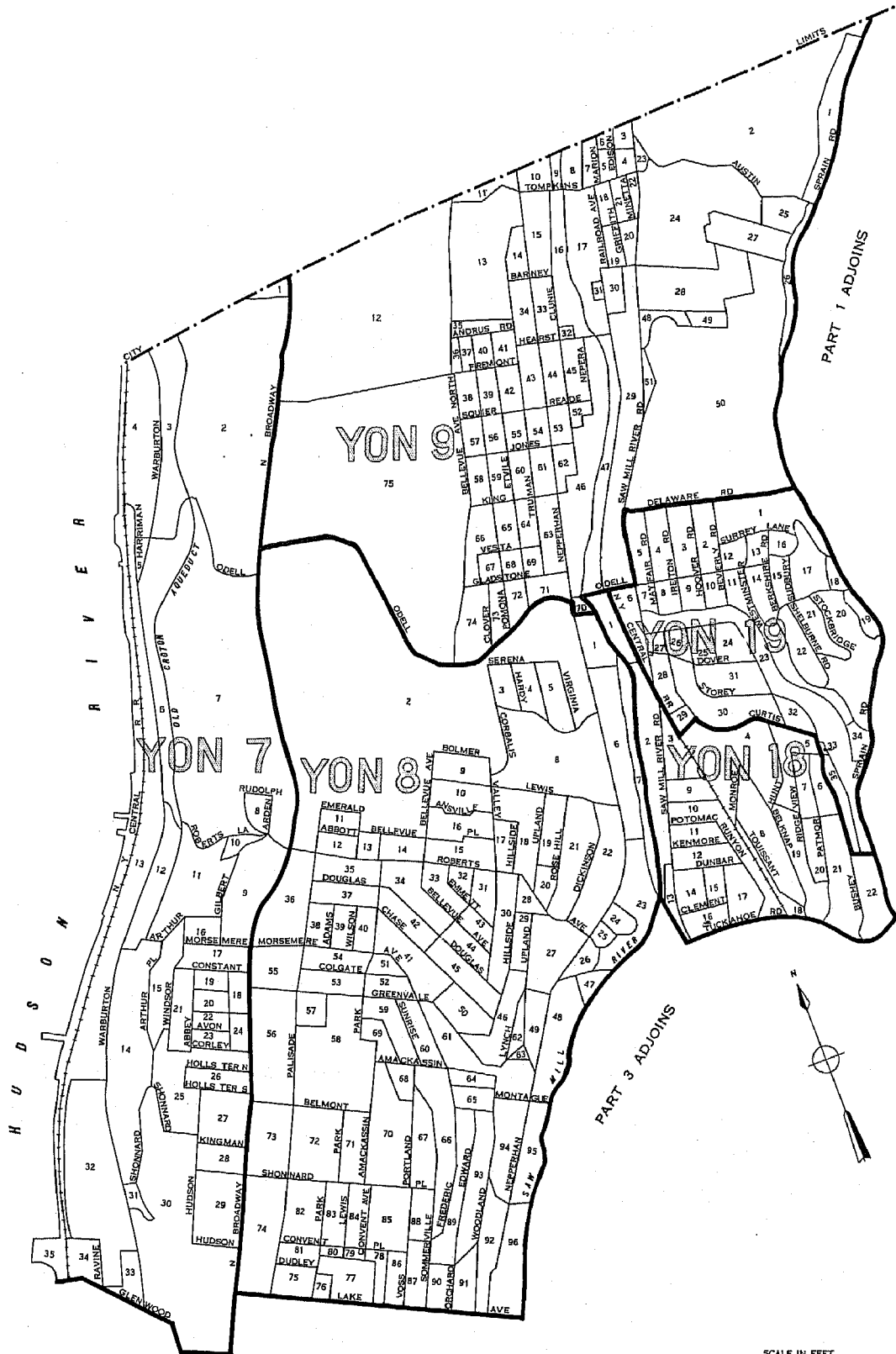
PART 3 ADJOINS



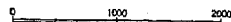
BLOCK NUMBERS
TRACT NUMBERS
TRACT BOUNDARIES
U.S. DEPARTMENT OF COMMERCE, BUREAU OF THE CENSUS

YONKERS, NEW YORK, BY CENSUS TRACTS AND BLOCKS: 1950

PART 2 OF 5 PARTS



SCALE IN FEET



LEGEND

- BLOCK NUMBERS
- TRACT NUMBERS
- TRACT BOUNDARIES

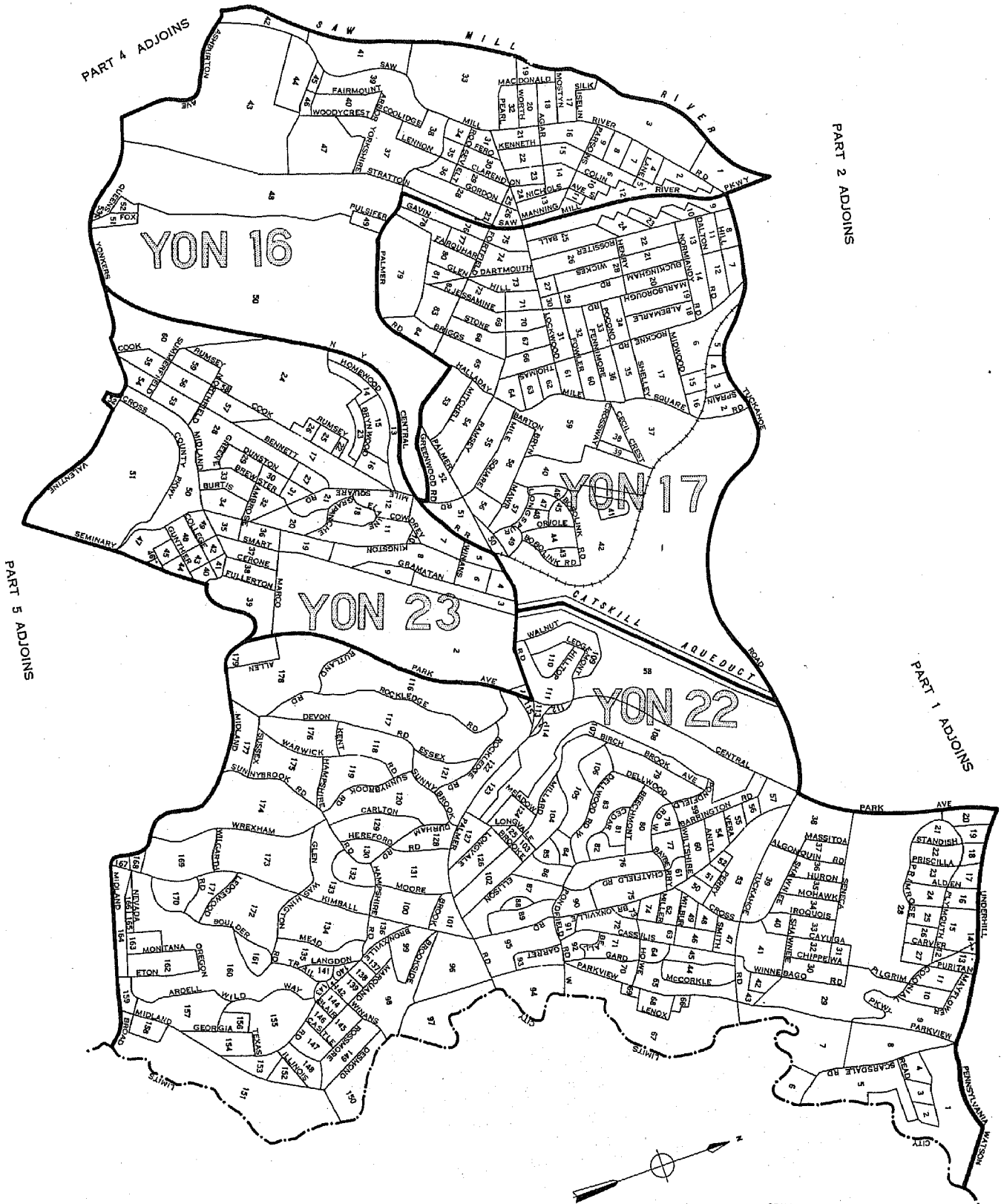
25

2

U.S. DEPARTMENT OF COMMERCE, BUREAU OF THE CENSUS

YONKERS, NEW YORK, BY CENSUS TRACTS AND BLOCKS: 1950

PART 3 OF 5 PARTS



BLOCK NUMBERS
TRACT NUMBERS
TRACT BOUNDARIES



LEGEND

25
2

U.S. DEPARTMENT OF COMMERCE, BUREAU OF THE CENSUS

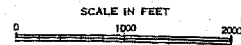
YONKERS, NEW YORK, BY CENSUS TRACTS AND BLOCKS: 1950

PART 4 OF 5 PARTS

PART 2 ADJOINS

PART 3 ADJOINS

PART 5 ADJOINS



LEGEND

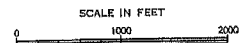
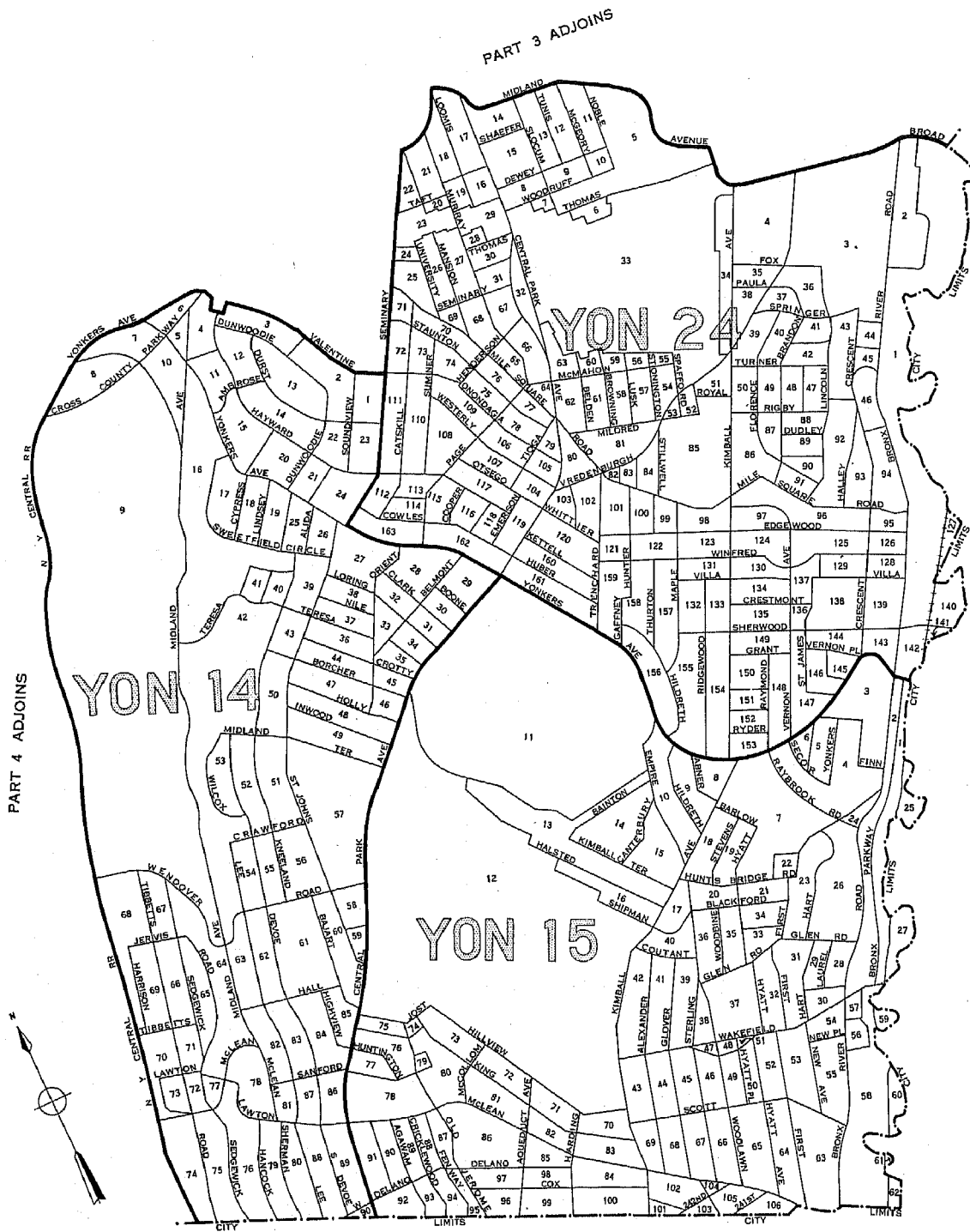
- BLOCK NUMBERS
- TRACT NUMBERS
- TRACT BOUNDARIES

U.S. DEPARTMENT OF COMMERCE, BUREAU OF THE CENSUS

25

2

YONKERS, NEW YORK, BY CENSUS TRACTS AND BLOCKS: 1950
PART 5 OF 5 PARTS



LEGEND

BLOCK NUMBERS


TRACT NUMBERS

TRACT BOUNDARIES

U.S. DEPARTMENT OF COMMERCE, BUREAU OF THE CENSUS

1950 UNITED STATES CENSUS OF HOUSING

U. S. DEPARTMENT OF COMMERCE • BUREAU OF THE CENSUS



YORK, PA.

**BLOCK
STATISTICS**

U. S. CENSUS OF HOUSING: 1950

Volume

- I General Characteristics
- II Nonfarm Housing Characteristics
- III Farm Housing Characteristics
- IV Residential Financing
- V Block Statistics

Housing statistics for census tracts are to be included in the Population reports on census tracts.

U. S. CENSUS OF POPULATION: 1950

Volume

- I Number of Inhabitants
- II Characteristics of the Population

Succeeding volumes will cover the following subjects:

Census Tracts, Nativity and Parentage, Nonwhite Population by Race, Persons of Spanish Surname, Institutional Population, Differential Fertility, Labor Force Characteristics, Occupation, Industry, Income, Internal Migration, Education, Characteristics of Families and Households.

UNITED STATES CENSUS of HOUSING : 1950
U. S. DEPARTMENT OF COMMERCE
CHARLES SAWYER, Secretary

BUREAU OF THE CENSUS
ROY V. PEEL, Director



BLOCK STATISTICS


**YORK
PENNSYLVANIA**

*Prepared under the supervision of
Howard G. Brunsman, Chief
Population and Housing Division*

1950 HOUSING CENSUS REPORT
VOLUME V, PART 212

UNITED STATES GOVERNMENT PRINTING OFFICE 1952

BLOCKS • WARDS





BUREAU OF THE CENSUS

ROY V. PEEL, *Director*

A. ROSS ECKLER, *Deputy Director*
HOWARD C. GRIEVES, *Assistant Director*
CONRAD TAEUBER, *Assistant Director*
MORRIS H. HANSEN, *Assistant Director for Statistical Standards*
ROBERT Y. PHILLIPS, *Assistant Director for Operations*
CALVERT L. DEDRICK, *Coordinator, International Statistics*
FRANK R. WILSON, *Information Assistant to the Director*

Population and Housing Division—

HOWARD G. BRUNSMAN, *Chief*
WAYNE F. DAUGHERTY, *Assistant Chief for Housing*
ROBERT B. VOIGHT, *Assistant Chief for Operations*
HENRY S. SHRYOCK, Jr., *Assistant Chief for Population*
EDWIN D. GOLDFIELD, *Program Coordinator*

Quality and Equipment Statistics—Robert C. Hamer, *Chief*
Inventory Statistics—Carl A. S. Coan, *Chief*
Developmental Programs—J. Hugh Rose, *Chief*
Residential Financing—Junia H. Honnold, *Chief*
Territories and Possessions—Joel Williams, *Chief*
Statistical Sampling—Joseph Steinberg, *Chief*
Statistical Procedure—Morton A. Meyer, *Chief*
Processing Operations—Milton D. Lieberman, *Chief*

Administrative Service Division—WALTER L. KEHRES, *Chief*
Agriculture Division—RAY HURLEY, *Chief*
Budget Officer—CHARLES H. ALEXANDER
Business Division—HARVEY KAILIN, *Acting Chief*
Field Division—LOWELL T. GALT, *Chief*
Foreign Trade Division—J. EDWARD ELY, *Chief*
Geography Division—CLARENCE E. BATSCHULET, *Chief*
Governments Division—ALLEN D. MANVEL, *Chief*
Industry Division—MAXWELL R. CONKLIN, *Chief*
Machine Tabulation Division—C. F. VAN AKEN, *Chief*
Personnel Division—HELEN D. ALMON, *Chief*

SUGGESTED IDENTIFICATION

U. S. Bureau of the Census. *U. S. Census of Housing: 1950. Vol. V, Block Statistics, Part 212.*
U. S. Government Printing Office, Washington, D. C., 1952

For sale by the Superintendent of Documents, U. S. Government Printing Office, Washington 25, D. C.,
or any of the Field Offices of the Department of Commerce - Price 15 cents

PREFACE

This report presents statistics on characteristics of dwelling units by blocks for the city. The tabulations are based on data from the 1950 Census of Housing, taken as of April 1, 1950. Authorization for the 1950 Census of Housing as part of the Seventeenth Decennial Census was provided by the Housing Act of 1949, approved July 15, 1949.

The major portion of the information compiled from the 1950 Census of Housing appears in Volume I, *General Characteristics*; Volume II, *Nonfarm Housing Characteristics*; Volume III, *Farm Housing Characteristics*; Volume IV, *Residential Financing*; and Volume V, *Block Statistics*. Volume V consists of separate reports, issued as bulletins for each of the 209 cities which in 1940 or in a subsequent census had a population of 50,000 or more. These reports will not be bound into a single publication.

The subjects covered in both the 1950 and 1940 reports on characteristics of dwelling units by blocks are substantially similar.

This report was prepared under the direction of Howard G. Brunzman, Chief, Population and Housing Division, and Wayne F. Daugherty, Assistant Chief for Housing. Robert C. Hamer, Chief, Quality and Equipment Statistics Section, was in charge of coordinating the content and the format of the report with assistance from Carl A. S. Coan, Chief, Inventory Statistics Section; Floyd D. McNaughton, Chief, Equipment and Facilities Unit; Beulah Washabaugh, Chief, Tenure and Vacancy Unit; and Walter A. Hines. The compilation of the statistics was under the supervision of Robert B. Voight, Assistant Chief for Operations.

The collection of the information on which these statistics are based was under the supervision of Lowell T. Galt, Chief, Field Division. The geographic work, including the assignment of all block numbers and the preparation of maps, was under the supervision of Clarence E. Batschelet, Chief, Geography Division. The data were tabulated under the supervision of C. F. Van Aken, Chief, Machine Tabulation Division.

March 1952.

YORK, PA.

CONTENTS

INTRODUCTION

	Page		Page
General.....	1	Definitions and explanations—Continued	
Related reports.....	1	Persons per room.....	2
Use of data.....	1	Color of occupants.....	2
Comparability with 1940 Housing Census data.....	1	Contract monthly rent.....	2
Definitions and explanations.....	1	Value of one-dwelling-unit structures.....	2
Dwelling unit.....	1	Number reporting.....	2
Occupancy and tenure.....	2	Block identification.....	2
Condition and plumbing facilities.....	2		

TABLES

	Page
Table 1.—Characteristics of housing for the city: 1950.....	3
Table 2.—Characteristics of housing by wards: 1950.....	3
Table 3.—Characteristics of housing for wards, by blocks: 1950.....	4

Map of city, by blocks, appears following last page of tables.

BLOCK STATISTICS

INTRODUCTION

GENERAL

Volume V of the Reports on Housing consists of a separate report for each of the 209 cities which in 1940, or in a subsequent census prior to 1950, had a population of 50,000 or more. Each report presents for the city, by blocks, tabulations for a limited number of subjects obtained in the Census of Housing. The subjects in these reports are similar to those in the block statistics supplements to Volume I of the reports of the 1940 Census of Housing. The subjects in this report present the number of dwelling units classified by occupancy and tenure, condition and plumbing facilities, persons per room, color of occupants, average contract monthly rent of renter-occupied and selected vacant units, and the average value of one-dwelling-unit owner-occupied and selected vacant structures. In table 1, the statistics for these subjects are summarized for the city. Table 2 contains the statistics for wards; these are the only statistics for wards that will be published from the 1950 Census of Housing. In table 3, the data are presented by blocks within wards and block areas. Maps identifying the location of each block and the ward boundaries are a part of this report.

Related reports.—Related statistics for this city are contained in the Reports on Housing, Volume I, *General Characteristics*; and in the Reports on Population, Volume I, *Number of Inhabitants*, and Volume II, *Characteristics of the Population*.

The Reports on Housing for each State in Volume I present data on the characteristics of dwelling units for the State by residence (urban, rural nonfarm, and rural farm), for standard metropolitan areas, urbanized areas, counties, for urban places, places of 1,000 to 2,500 inhabitants, and rural-nonfarm and rural-farm dwelling units for each county. Each report includes the following subjects: occupancy, tenure, race of occupants, type of structure, year built, condition and plumbing facilities, water supply, toilet and bathing facilities, number of rooms, number of persons, persons per room, electric lighting, heating equipment, heating and cooking fuels, refrigeration equipment, kitchen sink, radio, television, and, for nonfarm units, the contract monthly rent, gross monthly rent, and value of one-dwelling-unit structures.

Volume I of the Reports on Population shows the 1950 population of each county and of each minor civil division within the county. It also contains figures for each incorporated place, for each unincorporated place with 1,000 or more inhabitants, and for incorporated places of 5,000 or more by wards. A special series of tables presents data for each urbanized area giving the incorporated places and portions of minor civil divisions within it.

Volume II of the 1950 Population Reports contains statistics on the general characteristics of the population. Chapter A of this volume repeats the figures on number of inhabitants as shown in Volume I; Chapter B presents demographic, economic, and social characteristics of the population; and Chapter C gives more detailed cross-classifications for States and large cities and standard metropolitan areas.

Use of data.—The tabulation of housing characteristics for areas as small as city blocks provides descriptive material of considerable value for technical studies of housing in the city. The statistics will be useful in compiling totals for special types of areas that may be defined to meet the requirements of individual investigators. Users of the data should bear in mind that in

practically all cases the data for a given block represent the work of only one enumerator. Consequently, housing characteristics for blocks are subject to a wider margin of error than is to be expected in the figures for tracts or wards which represent returns made by a number of enumerators. Misinterpretation of instructions by one enumerator may cause a significant bias in the statistics for a block even though it may have a negligible effect upon the figures for larger areas. In particular, the enumeration of "condition" depended to a considerable extent upon the judgment of the individual enumerator. Also, failure to indicate the correct block number for a significant number of dwelling units may introduce errors into the block data.

Comparability with 1940 Housing Census data.—In the 1940 Census of Housing, reports entitled "Block Statistics" were issued as supplements to the first series of Housing bulletins. These supplements consisted of separate reports for each of the 191 cities which had 50,000 inhabitants or more in 1930.

In the 1950 reports, the block numbers used are different, in most cases, from those used in the 1940 reports. Therefore, to compare 1940 and 1950 data for a given block, it is necessary to locate the block on the maps to obtain the corresponding 1940 and 1950 block numbers.

The subjects in both the 1940 and 1950 reports are substantially similar. However, data on number of structures, year built, and mortgage status have been omitted from the 1950 report. Furthermore, in the 1940 reports average contract or estimated monthly rent was reported for all dwelling units while in 1950 average contract monthly rent is reported for some, and average value for other, dwelling units.

DEFINITIONS AND EXPLANATIONS

More detailed and complete definitions are presented in Volume I of the Housing Reports.

Dwelling unit.—In general, a dwelling unit is a group of rooms or a single room, occupied or intended for occupancy as separate living quarters, by a family or other group of persons living together or by a person living alone.

A group of rooms, occupied or intended for occupancy as separate living quarters, is a dwelling unit if it has separate cooking equipment or a separate entrance. A single room, occupied or intended for occupancy as separate living quarters, is a dwelling unit if it has separate cooking equipment or if it constitutes the only living quarters in the structure. Also, each apartment in a regular apartment house is a dwelling unit even though it may not have separate cooking equipment. Excluded from the dwelling unit count are large rooming houses, institutions, dormitories, and transient hotels and tourist courts.

In the 1940 Census, a dwelling unit was defined as the living quarters occupied or intended for occupancy by one household. A household consisted of a family or other group of persons living together with common housekeeping arrangements, or a person living entirely alone. However, the enumerator was not explicitly instructed to define rooms as dwelling units on the basis of cooking equipment or separate entrance.

The number of dwelling units in the 1950 Census may be regarded as comparable with the number of dwelling units in the 1940 Census. Some living quarters may have been classified as separate dwelling units in the one census and not in the other. Further, in the 1950 Census, living quarters with five or more

lodgers were not tabulated as dwelling units; generally, such quarters were included in the 1940 dwelling unit count. However, the net effect of these changes is probably small.

Occupancy and tenure.—Dwelling units are classified by occupancy and tenure into four groups: owner-occupied; renter-occupied; vacant nonseasonal not dilapidated, for rent or sale; and other vacant and nonresident. A dwelling unit is classified as owner-occupied if it was owned wholly or in part by the head of the household or by some related member of his family living in the dwelling unit. All other occupied units are classified as renter-occupied whether or not cash rent was actually paid for living quarters. Rent-free units and living accommodations received in payment for services performed are thus included with the renter-occupied units.

A dwelling unit is considered vacant if no persons are living in it at the time of enumeration. New units not yet occupied were enumerated as vacant dwelling units if construction had proceeded to the extent that all the exterior windows and doors were installed and final usable floors were in place. The classification "Vacant nonseasonal not dilapidated, for rent or sale" is descriptive of the vacant dwelling units reported in this classification. "Other vacant and nonresident" units include all dilapidated and seasonal vacant units as well as the not dilapidated units which were not for rent or sale.

Because of changes in enumeration procedures, the counts of total vacant units in 1940 and 1950 are not strictly comparable. In 1940, vacant units were enumerated if they were habitable; units uninhabitable and beyond repair were excluded from the enumeration. In 1950, units were included regardless of condition if they were intended for occupancy as living quarters. Therefore, no comparison should be made between the data on "vacant nonseasonal not dilapidated, for rent or sale" units from the 1950 Census and data in the 1940 Census reports.

In both censuses, dwelling units occupied entirely by non-residents were included with vacant units not for rent or sale. Trailers, tents, houseboats, and railroad cars which were vacant were excluded from the dwelling unit inventory in both 1950 and 1940.

Condition and plumbing facilities.—Data on condition of a dwelling unit are shown in combination with data for selected plumbing facilities and are, therefore, limited to units for which both condition and plumbing facilities are reported. Plumbing facilities include water supply, toilet facilities, and bathing facilities.

The category "with private bath" includes those dwelling units reported with both a flush toilet and a bathtub or shower inside the structure for the exclusive use of the occupants of the unit. The category "no private bath" includes those dwelling units not having private flush toilet or not having private bathing facilities. The "no running water" category includes units with only piped running water outside the structure or with only other sources such as a hand pump.

A dwelling unit is "dilapidated" when it is run-down or neglected, or is of inadequate original construction, so that it does not provide adequate shelter or protection against the elements or it endangers the safety of the occupants.

Persons per room.—The number of persons per room has been computed for each occupied dwelling unit by dividing the number of persons in the dwelling unit by the number of rooms in the dwelling unit. All persons enumerated in the Population Census as members of the household (including lodgers, servants, and other nonrelated persons) are counted in determining the number of persons that occupy the dwelling unit. The number of rooms in the dwelling unit includes all rooms available for living quarters throughout the year. Not counted as rooms are bathrooms, closets, pantries, halls, screened porches, and unfinished rooms in the basement and attic.

Color of occupants.—Occupied dwelling units are classified by color of head of household according to the definition used in the

1950 Census of Population. The group designated as "nonwhite" consists of Negroes, Indians, Japanese, Chinese, and other non-white races. Persons who are not definitely Indian or of other nonwhite race are classified as white.

Contract monthly rent.—Contract monthly rent is the rent, at the time of enumeration, contracted for by the renter regardless of whether it includes furniture, heating fuel, electricity, cooking fuel, water, or personal services.

Monthly rent for vacant dwelling units is the amount asked for the dwelling unit at the time of enumeration. The average monthly rent relates to renter-occupied dwelling units and vacant nonseasonal not dilapidated units for rent. Dwelling units which are occupied "rent-free" are not included with the units reporting rent.

Value of one-dwelling-unit structures.—Average value is shown for owner-occupied dwelling units and vacant nonseasonal not dilapidated units which are for sale only. Value is shown only if the unit is in a one-dwelling-unit structure without business and if it is the only dwelling unit included in the property. The value represents the amount for which the owner estimates that the property, including such land as belongs with it, would sell under ordinary conditions and not at a forced sale. For vacant units, value is the sale price asked by the owner.

Number reporting.—Occupancy and tenure are reported for all dwelling units, and color of occupants is reported for all occupied units. The corresponding distributions for these subjects in table 1 are based on all dwelling units and on occupied units, respectively. For all other subjects, the distributions are based on the units for which the specific characteristics are reported, that is, the "Number reporting."

The number of dwelling units for which the enumerator obtained no report on a particular item is shown for the city totals only; however, the number "not reported" can easily be derived for each area in tables 2 and 3 by subtracting the number reporting from the total number of dwelling units (or total occupied).

Block identification.—A map or series of maps is included in this report showing block numbers for each block, number and letter designations for wards and block areas, and the names of principal streets.

Blocks are identified by serial numbers, a separate series of numbers being used for each ward or for a group of wards. Thus, the location of each block for which data are presented in table 3 may be determined by referring to the ward and block number shown on the map. Similarly, data for a specific block may be located in the table by reference to the map for the identification numbers of the ward and block.

In some cities "block areas" have been established to facilitate the numbering of blocks in groups of less than 1,000. This may cause a break in the sequence of block numbers within a ward. Where this occurs each part of the ward that is in a separate block area is distinguished on the map, and in the table the data are shown for blocks in numerical order within each block area section of the ward. When a boundary of a ward cuts through a block separating the block into segments, the statistics for each segment are tabulated in the ward in which it is physically located on the map. In such cases, to obtain the statistics for the entire block it is necessary to add the statistics for all segments.

If no dwelling units are reported for a block, the block number is not listed in table 3, although it is shown on the map. Dwelling units for which the block number was not reported are indicated in the table by the symbol "NR." Detailed data are not shown for such dwelling units, nor for blocks containing fewer than three dwelling units. Average monthly rent is not shown when the monthly rent was reported for fewer than three dwelling units. Average value is not shown when the value of one-dwelling-unit properties was reported for fewer than three dwelling units. All dwelling units are included, however, in the statistics for the city and for each ward.

Table 1.—CHARACTERISTICS OF HOUSING FOR THE CITY: 1950

Subject	Number	Percent	Subject	Number	Percent
OCCUPANCY AND TENURE			PERSONS PER ROOM		
All dwelling units.....	18,727	100.0	Occupied dwelling units.....	18,373	...
Owner occupied.....	9,556	51.0	Number reporting.....	18,213	100.0
Renter occupied.....	8,817	47.1	1.50 or less.....	17,850	98.0
Vacant nonseasonal not dilapidated, for rent or sale.....	190	1.0	1.51 or more.....	363	2.0
Other vacant and nonresident.....	164	0.9	Not reported.....	160	...
CONDITION AND PLUMBING FACILITIES			CONTRACT MONTHLY RENT		
All dwelling units.....	18,727	...	Renter-occupied, and vacant nonseasonal not dilapidated units, for rent—Number reporting.....	8,464	...
Number reporting.....	18,556	100.0	Total contract monthly rent..... dollars.....	282,111	...
With private bath, not dilapidated.....	13,299	71.5	Average monthly rent..... dollars.....	33.33	...
No private bath, with running water, not dilapidated.....	4,725	25.5	VALUE OF ONE-DWELLING-UNIT STRUCTURES		
No running water or dilapidated.....	572	3.1	Owner-occupied, ¹ and vacant nonseasonal not dilapidated units, for sale only—Number reporting.....	7,106	...
Condition or plumbing facilities not reported.....	171	...	Total value or sale price..... dollars.....	55,706,100	...
No private bath or dilapidated.....	5,297	28.5	Average value..... dollars.....	7,839	...
COLOR OF OCCUPANTS					
Occupied dwelling units.....	18,373	100.0			
White.....	17,699	96.3			
Nonwhite.....	674	3.7			

¹ Restricted to 1-dwelling-unit properties.

Table 2.—CHARACTERISTICS OF HOUSING BY WARDS: 1950

Ward	All dwelling units by occupancy and tenure					All dwelling units by condition and plumbing facilities			Occupied dwelling units				Contract monthly rent ¹		Value ² of one-dwelling-unit structures	
	Total	Owner occupied	Renter occupied	Vacant non-seasonal not dilap., for rent or sale	Other vacant and non-resident	Number reporting	No private bath or dilap.	No running water or dilap.	Total	Persons per room		Occupied by non-white	Number reporting	Average monthly rent (dollars)	Number reporting	Average value (dollars)
										Number reporting	1.51 or more					
TOTAL	18727	9556	8817	190	164	18556	5297	572	18373	18213	363	674	8464	33.33	7106	7839
1	822	279	525	8	10	809	278	32	804	794	17	56	502	34.90	195	8655
2	656	179	458	12	7	641	196	14	637	628	24	3	442	39.96	88	9587
3	246	37	204	4	1	246	68	5	241	239	13	2	202	32.73	17	6176
4	640	89	523	18	10	635	325	107	612	612	55	122	520	33.30	45	8786
5	565	240	308	15	2	561	189	45	548	542	17	10	299	32.80	162	5921
6	1214	481	702	18	13	1195	394	26	1183	1166	24	44	691	34.96	297	7085
7	689	311	366	5	7	686	248	30	677	674	21	10	352	24.80	230	4626
8	1599	935	631	9	24	1574	438	33	1566	1552	21	57	593	34.82	692	8530
9	3066	1466	1539	25	36	3029	963	48	3005	2955	56	175	1470	30.98	988	6714
10	1301	784	503	7	7	1296	375	18	1287	1284	17	54	475	30.49	643	8060
11	1774	851	894	18	11	1759	431	20	1745	1738	14	2	851	39.99	555	8940
12	3777	2350	1372	26	29	3755	1042	163	3722	3691	61	139	1307	30.10	1855	6691
13	674	388	276	8	2	673	199	26	664	664	13	1	260	30.55	304	6477
14	1391	913	457	17	4	1385	143	4	1370	1364	8	4	445	34.55	809	9448
15	313	253	59	1	1	312	14	1	312	310	2	2	55	52.89	226	16986

¹For renter-occupied dwelling units and vacant nonseasonal not dilapidated units, for rent.
²For owner-occupied dwelling units and vacant nonseasonal not dilapidated units, for sale only.

HOUSING—BLOCK STATISTICS

Table 3.—CHARACTERISTICS OF HOUSING FOR WARDS, BY BLOCKS: 1950

[Detailed statistics not shown for blocks containing fewer than 3 dwelling units, nor for dwelling units not allocated by blocks (designated by NR)]

Ward	Block	All dwelling units by occupancy and tenure					All dwelling units by condition and plumbing facilities			Occupied dwelling units			Contract monthly rent ¹		Value ² of one-dwelling-unit structures		
		Total	Owner occupied	Renter occupied	Vacant non-seasonal not dilap., for rent or sale	Other vacant and non-resident	Number reporting	No private bath or dilap.	No running water or dilap.	Total	Persons per room		Number reporting	Average monthly rent (dollars)	Number reporting	Average value (dollars)	
											Number reporting	1.51 or more					
1	154	10		10			9	1	10	8			8	42.37			
	155	18		16	1		18	1	17	16			16	35.43			
	156	15		14			15		15	15			12	30.91			
	217	2		2			2		2	2			2	37.90			
	218	26		23			25	6	25	24			2	31.07			
	219	19		18			19	1	19	19			1	39.82			
	220	47		41		1	47	28	45	45			1	32.82			
	223	25		13		1	25	4	24	24			1	45.30		13,428	
	224	14		9		1	14		13	13				9	40.1		
	225	4		4		1	4		4	4				1	33.26		
	226	4		4		1	4		4	4				1	33.26		
	227	19		19		1	19		19	19				1	33.26		
	228	8		8		1	8		8	8				8	59.37		9,750
	229	50		31		1	50	39	49	49	2	5	31	24.45	13	5,361	
	230	49		37			49	18	49	49	1	1	37	37.83	7	3,971	
	231	14		9			14	2	14	14			7	44.14	4	4,540	
	232	35		26			35	11	35	35			25	36.52	5	5,775	
	233	17		17		1	17	6	17	17	1	1	16	36.06	3	4,640	
	234	24		24			24	14	23	23			22	32.59	6	7,766	
	235	10		6			10	13	14	14			14	26.92	5	4,883	
	236	6		4			6	14	13	13			4	32.59	4	3,580	
	237	4		4			4	5	5	5			4	17.50	4	4,025	
	238	13		13		1	13	17	17	17		1.5	12	22.91	1	3,529	
	239	7		6			7	4	7	7		1	6	22.00	6	5,250	
	240	8		8		1	8	9	9	9		2	8	26.62	7	6,571	
	241	22		15			22	7	20	19		2	14	25.00	19	5,752	
	242	10		10			10	16	16	20		3	10	14.60	1	2,620	
	243	11		7		1	11	14	14	14			9	26.90	1	7,590	
	244	7		4			7	11	11	11			4	36.23	1	2,300	
	245	28		20			28	23	23	23			20	35.90	1	6,992	
	246	1		1			1	2	2	2			1	11.50	1	1,500	
	247	5		5		2	5	2	2	2			1	67.46	3	18,333	
	248	13		13			13	7	16	17		4	13	30.92	4	3,600	
	249	25		15			25	8	25	25		1	14	38.35	4	8,750	
	250	2		3		1	2	10	9	9			3	37.66	4	15,800	
251	6		5			6	10	10	10			4	32.75	4	7,125		
252	7		7			7	14	14	14			7	43.71	2			
253	3		3		1	3	12	12	12			6	73.66	2			
254	3		3			3	3	3	3					3	4,400		
2	100	60	10	46	3	1	60	26	56	56	4	49	35.67	2			
101	48	8	37	1	2		48	31	45	43	7	36	33.33				
102	50	16	35	1			50	20	51	49	3	35	36.82		6,866		
103	45	15	35	2			45	22	50	50	1	33	33.24	1	4,541		
104	13	7	6				13	3	13	13		5	55.20				
105	14	5	9				14	6	14	14		9	28.22		3,933		
106	53	27	26		1		53	28	52	52	2	26	38.61	1	4,842		
107	32	13	18		1		32	12	31	31		17	40.70		8,000		
108	28	9	19				28	4	28	28		18	45.27		7,300		
109	35	12	23				35	16	35	34		21	31.61	9	4,755		
110	36	10	28		1		36	7	38	35	1	24	38.00	4	14,500		
111	30	9	22				30	3	31	31		19	49.63	5	24,600		
112	18	13	13		2		18	18	18	18		14	43.00				
113	40	17	30		1		40	3	38	38		29	39.10		12,800		
114	33	14	25		1		33	3	33	32		26	52.96		18,166		
115	54	47	47		1		54	3	53	53	2	46	47.34				
116	21	15	15				21	5	21	21		13	39.61		12,833		
117	21	14	14		1		21	9	20	20		14	45.35				
118	9	8	8				9	1	9	9		8	41.25				
3	140	1	20				22	14	22	21	2	20	24.70				
141	4		4		1		5	4	4	4		4	12.75				
142	5		5		1		6	9	15	15	5	15	35.40				
143	16	1	14		1		13	9	12	12	2	10	22.10	3	2,666		
144	13		9		1		13	1	12	12		2	22.10	2			
145	5		5				5	5	5	5		2	22.10	2			
146	46		46				46	8	46	46		39	35.53	1			
147	12		12				12	8	12	12		12	43.25	1			
148	15		15				15	15	15	14		14	35.00				
149	12	5	12				12	12	12	12		7	42.42	4	5,500		
150	19	5	13		1		19	4	18	18	1	11	33.18				
151	14		14				14	6	14	14		12	20.08	2			
152	28		28		1		28	7	27	27		23	37.21				
153	38	4	34				38	6	38	38	1	33	32.60	4	5,750		
4	210	28	1	26			28	12	27	27		27	33.29				
211	18	6	1	17		1	18		17	17		11	41.36	2			
212	3		3			1	3		2	2		2	22.10				
213	20		19		1		20		19	19		20	35.30				
214	7		7				7	1	7	7		6	39.50				
215	38	5	29		3		38	6	34	34		30	38.16	4	26,500		
216	43	5	43		1		43	34	50	50	9	43	38.53	3	7,000		
217	15	2	13		1		15	13	15	15		12	24.66	1			
241	52	3	48		1		52	43	51	51	1.7	47	37.12	2			

¹For renter - occupied dwelling units and vacant nonseasonal not dilapidated units, for rent.
²For owner - occupied dwelling units and vacant nonseasonal not dilapidated units, for sale only.

Table 3.—CHARACTERISTICS OF HOUSING FOR WARDS, BY BLOCKS: 1950—Con.

Ward	Block	All dwelling units by occupancy and tenure					All dwelling units by condition and plumbing facilities			Occupied dwelling units			Contract monthly rent ¹		Value ² of one-dwelling-unit structures		
		Total	Owner occupied	Renter occupied	Vacant non-seasonal not dilap., for rent or sale	Other vacant and non-resident	Number reporting	No private bath or dilap.	No running water or dilap.	Total	Persons per room		Number reporting	Average monthly rent (dollars)	Number reporting	Average value (dollars)	
											Number reporting	1.61 or more					Occupied by non-white
4	242	39	9	29	1	39	26	8	38	38	5	12	29	31.72	5	5,960	
	243	41	9	30	2	41	28	7	39	39	2	11	30	35.96	8	8,612	
	244	16	6	10		16	2		16	16			9	4,600	3	12,000	
	245	22	2	20		22	1		22	22			20	39.60	1		
	246	17	1	16		17	1		17	17	1	2	16	40.68	2		
	247	48	7	39	5	48	4	1	47	46	3	10	38	29.71	5	4,800	
	248	52	6	41	5	50	3	14	47	47	3	19	45	33.51	2		
	249	27	7	20		27	19		27	27	1	13	20	22.85	4	6,400	
	250	19	2	16		19	11		18	18	2	8	15	28.06	1		
	295	16	2	14		16	16		16	16	2	15	14	15.42	2		
	296	41		37		41	24	18	37	37	5	16	35	25.25			
	297	16	3	12	1	16	4	3	15	15	5	4	12	33.83	1		
	298	49	10	33	1	48	36	9	48	48	5	11	36	29.38	1		
	299	4	1	3		4	2		4	4			3	43.66			
	5	129	23	10	13		23	4		23	23			13	35.38	8	7,625
		130	23	16	7		23	1		23	21		7	33.57	9	7,277	
		131	24	18	6	1	24	1		23	23		6	33.00	16	6,593	
		132	19	10	9	1	19	13		18	18		9	32.11	9	8,666	
		138	13	9	4		13	13		13	13	1	3	23.33	8	6,312	
		146	4	4			4	4		4	4	1	1	4	2,466	3	
147		23	14	9		23	3	2	23	23	2	8	26.75	10	4,300		
148		64	35	26	1	64	19	1	61	61		25	30.08	25	6,400		
149		19	10	9	1	18	1		19	18		9	30.66	8	6,187		
163		7		7		7	4	3	7	7	3	1	7	26.14			
164		56	22	33	1	56	37	16	55	55	2	8	29	17.41	19	3,194	
165		72	29	41	2	72	25	1	70	69	1	8	38	36.84	19	5,757	
166		35	9	26		35	23	6	35	34	2	2	26	26.92	4	5,250	
167		11	5	6		11	2		11	11	2	4	6	43.50	4	4,500	
168		10	4	6		10	5	1	10	10			4	24.50	2		
169		2				2			2	2							
187		25	16	8	1	25	11		24	24		7	7	32.00	9	6,555	
188		30	4	24	2	28	14	3	28	27	3	1	25	43.16			
189		64	8	52	4	63	13	10	60	60	1	1	54	39.31			
190		41	16	23	2	41	13	1	39	39	1		22	34.86	8	6,750	
6	157	20	5	14	1	19	4		19	19		1	15	32.06	2		
	158	43	4	39		43	2		43	43		38	43.26	1			
	159	5	1	4		5	3		5	5		4	21.00				
	160	53	27	24	2	53	8	4	51	51	2	2	25	36.40	17	6,435	
	161	32	11	20		31	4		31	30	3	3	17	49.00	6	2,225.00	
	162	48	20	26	1	47	7		44	46	1	1	26	44.96	14	12,842	
	163	99	45	53	1	99	36	3	98	98	1	1	51	47.50	30	6,570	
	164	36	10	24	1	36	7	2	34	34		25	39.60	8	8,050		
	207	33	13	20	1	33	16		33	33	2	4	20	21.90	10	5,320	
	208	51	23	25	1	51	22		48	48	1		25	35.60	11	7,318	
	209	20	8	12		20	7		20	20		12	27.25	4	7,100		
	210	14	8	6	1	14	2		13	13		9	32.00	2			
	211	11	3	8		11	7		11	11	1		8	32.50	2		
	212	9	6	3		9	4		9	9		3	3	25.00	4	5,125	
	213	22	10	10		22	4		20	20		10	10	48.90	4	7,125	
	214	23	5	17		23	6	1	22	22		17	17	31.29	2		
	215	19	5	13		19	9		18	16	2	2	13	42.61	3	5,000	
	216	35	7	27	1	35	6	2	34	33	2	2	27	34.25	4	8,250	
	221	51	16	35		47	28	2	51	49	4	3	34	34.52	11	5,009	
	222	13	4	9		12	8	1	13	12	1	1	9	16.00	4	2,350	
223	23	8	14	1	21	10		22	21	1	1	15	28.33	3	7,166		
224	22	6	16		22	4		22	22		1	16	31.50	2			
225	35	20	15		34	15		35	35	1	1	15	22.60	12	6,816		
226	26	8	17		26	8		25	25		16	16	33.56	4	5,850		
227	19	12	7		19	7	1	19	19		7	7	35.00	6	7,916		
228	30	14	15		30	14	1	29	29		16	16	28.75	6	7,250		
229	41	22	18	1	40	15		40	40	1	1	15	33.13	13	6,876		
230	6	4	2		6	2		6	6		2	2	28.00	3	4,500		
273	7		7		7	7		7	7		8	7	280.00				
274	16	6	9	1	16	3		15	15	1		8	39.00	5	7,200		
275	21	11	10		21	4		21	21		8	8	28.25	9	5,200		
276	20	10	10		20	7		20	20		10	10	35.80	4	7,500		
277	29	7	22		29	16	3	29	29		22	22	33.13	1			
278	31	11	20		31	16		31	31	1	2	19	25.05	5	5,500		
280	26	9	16		26	6		25	25		16	16	47.62	8	6,500		
281	22	13	9		22	11	2	22	22		11	11	27.66	11	3,800		
282	11	3	6	1	11	11	3	11	11	1	4	6	13.00	2			
288	11	3	6	2	11	11	1	11	11		12	12	33.33	9	6,833		
289	24	10	11		24	8		21	21		5	20	34.25	11	4,345		
290	37	15	20		37	17	2	35	35		37	37	28.83	19	6,626		
291	66	28	38		66	24	2	66	66	1							
292	32	13	19		31	9		32	31		18	18	36.83	7	7,242		
293	33	23	10		33	10		33	33	1	9	9	31.88	18	5,777		
7	24	18	4	14		18	7		18	18		13	20.15	2			
	25	2				2			2	2		6	18.16	6	3,766		
	26	12	6	6		12	4	1	12	12	1	10	21.80	4	3,525		
	27	14	4	10		14	4		14	14							

¹For renter - occupied dwelling units and vacant nonseasonal not dilapidated units, for rent.
²For owner - occupied dwelling units and vacant nonseasonal not dilapidated units, for sale only.

HOUSING—BLOCK STATISTICS

Table 3.—CHARACTERISTICS OF HOUSING FOR WARDS, BY BLOCKS: 1950—Con.

Ward	Block	All dwelling units by occupancy and tenure					All dwelling units by condition and plumbing facilities			Occupied dwelling units			Contract monthly rent ¹		Value ² of one-dwelling-unit structures	
		Total	Owner occupied	Renter occupied	Vacant non-seasonal not dilap., for rent or sale	Other vacant and non-resident ¹	Number reporting	No private bath or dilap.	No running water or dilap.	Total	Persons per room		Number reporting	Average monthly rent (dollars)	Number reporting	Average value (dollars)
											Number reporting	1.51 or more				
7	331	23	10	12	1	23	10		22	22		13	27.46	10	2,930	
	333	4				4			4	4		1		2		
	334	10		1		10			10	10		7	19.00	3	4,933	
	335	5				5			4	4		1		5	5,100	
	336	8				8			8	8		2		9	4,833	
	339	3	12	18	1	30	9	7	30	29	2	2	21.38	8		
	341	12	4	7		12	5		12	12		1	25.87	2		
	441	25	5	18		33	16		32	32		1	26	32.84	1	
	446	24	7	14		25	6		25	25		3	21.38	5	4,560	
	47	41	9	31	1	41	33	1	40	40	3	30	17.16	8	5,050	
	48	38	19	19		38	25		38	38	4	19	20.52	17	3,582	
	482	50	22	28		50	33		50	50	1	20	28.15	14	5,607	
	483	46	22	24		45	33	1	44	44	1	19	28.73	17	5,705	
	484	22	15	7		22	22		22	22	1	7	29.85	11	5,200	
	485	39	19	20		39	25		38	38	1	6	20.50	1		
	487	16	3	13		16	13	1	15	15	1	18	29.00	11	6,090	
	488	4	1	3		4	3		4	4		1	23.22	16	4,143	
	489	17	11	6		17	12		17	17	1	6	21.00	11	3,718	
	90	12	8	4		12	3		12	12		4	27.00	8	4,000	
	91	27	19	8		27	7		27	27		8	28.12	17	4,100	
	92	30	21	9		30	18		30	28	1	7	33.42	15	4,753	
	93	20	12	8		20	4		20	20		8	30.87	10	5,060	
	95	11	4	7		11	2		11	11	1	6	30.33			
	96	22	10	12		22	12		22	22		12	33.16	4	5,700	
	966	12	11	1		12	11		12	12		11	16.45	1		
	97	21	5	14		21	13	11	19	19	2	14	32.50	4	5,250	
	98	5	3	2		5	3	2	5	5	1	2				
	99	13	7	6		13	1		13	13		6	18.00	5	4,220	
	8	21	2	18		20	8	6	20	20	3	17	28.82			
		14	5	8		13	5	1	13	13	1	8	31.62	4	7,375	
		26	10	16		21	11	1	26	26	1	15	28.73	7	6,214	
		1	1	2		1	1		3	3		2		1		
		7	3	4		9	7	5	10	9	1	3	28.66	6	4,333	
		18	12	6		18	4		18	18		5	24.60	11	5,545	
		25	11	13		24	11	2	24	24	4	12	39.66	6	6,916	
		42	24	8	14		22	1		22	22		14	47.78	1	
		43	13	6	7		13	7		13	13		7	55.57		
		44	11	7	4		13	7		13	13	1	5	35.00	4	5,800
		46	26	15	11		26	11	2	26	26	1	11	22.09	11	4,209
		47	23	11	12		23	22		23	23	1	12	16.16	10	2,900
		48	15	5	10		15	10	5	15	15		9	20.66	5	3,400
		49	9	4	5		9	4		9	9		5	26.20	4	3,250
		56	14	9	5		14	4		14	14		5	37.40	6	7,416
		58	21	13	8		21	5		21	21		8	29.25	9	5,533
		59	23	10	12		23	8		22	22		11	30.27	6	9,000
57		30	11	18		30	10		29	29		18	32.88	6	9,250	
60		40	16	24		40	26		40	40	1	23	35.47	7	6,714	
61		64	42	20		64	17		62	62		19	35.84	29	9,948	
62		4	4	2		9	3	1	9	9		2		4	6,166	
63		12	6	6		12	7		12	12	1	3	48.3	3	3,433	
64		22	2	20		22	2		22	22		6	52.66	23	8,495	
65		32	3	29		32	2		32	32	1	4	56.25	25	9,480	
66		17	16	1		17	5		17	17		1		1	7,687	
70		33	20	12	1	33	14		32	32		10	40.80	14	8,964	
71		13	5	8		13	6		13	13		6	37.33	5	9,700	
72		5	5			5			5	5		5		10	10,100	
73		28	17	11		28	6		28	28	1	11	32.45	10	7,120	
74		31	14	17		31	12		31	31	2	23	23.52	9	5,633	
75		34	10	24		33	8		34	34		23	32.30			
76		44	18	26		43	9	1	44	43	1	24	34.91	15	6,500	
77		65	40	25	2	64	15		63	61	1	24	31.41	33	5,969	
78		11	6	5		11	1		11	11		4	38.25	4	8,750	
79		23	16	7		23	2		23	23		7	38.14	13	11,538	
80		5	4	1		5			5	5		4		4	9,500	
81		18	12	6		18	3		18	18	1	1	38.83	10	7,350	
82		20	13	7		20	3		20	20		7	40.85	10	8,450	
83		14	7	7		13	8		13	13		6	34.66	5	7,600	
84		10	6	4		10			10	10		4	23.50	6	8,750	
85		33	21	11		33	14		32	32	10	4	33.80	11	8,454	
86		37	27	9	1	37	4		36	36		9	37.00	21	8,419	
87		39	31	8		38	5		39	39		8	25.37	25	6,920	
88		62	40	21		61	24		61	60		19	33.84	27	7,196	
89		81	48	30	1	81	29		78	77		30	36.96	29	7,827	
92	18	16	2		18			18	18		1		15	9,966		
93	39	22	16	1	38	11		38	37	1	15	39.00	16	9,281		

¹For renter-occupied dwelling units and vacant nonseasonal not dilapidated units, for rent.
²For owner-occupied dwelling units and vacant nonseasonal not dilapidated units, for sale only.

Table 3.—CHARACTERISTICS OF HOUSING FOR WARDS, BY BLOCKS: 1950—Con.

Ward	Block	All dwelling units by occupancy and tenure					All dwelling units by condition and plumbing facilities			Occupied dwelling units			Contract monthly rent ¹		Value ² of one-dwelling-unit structures	
		Total	Owner occupied	Renter occupied	Vacant non-seasonal not dilap., for rent or sale	Other vacant and non-resident	Number reporting	No private bath or dilap.	No running water or dilap.	Total	Persons per room	Occupied by non-white	Number reporting	Average monthly rent (dollars)	Number reporting	Average value (dollars)
8	394	19	11	7	1	19	9		18	18		7	31.57	5	81.00	
	395	16	12	4		16			16	16		4	46.50	11	8.772	
	396	11	6	5		11	1		11	11		5	62.20	6	128.33	
	397	12	8	4		11	1		12	11		3	40.33	3	9.583	
	398	39	21	16	1	39	9		37	37		16	38.12	15	6.306	
	399	5	2	3		5	3		5	5	1	3	27.00	1		
	400	15	8	7		15			15	14		6	66.33	7	204.28	
	401	11	7	4		10	3		11	11	1	3	63.33	5	222.00	
	402	6	6			6			6	6		6		5	222.00	
	403	31	20	10		30	9		30	30		10	33.90	15	122.50	
	404	43	23	19		43	11	1	42	41		17	34.41	18	62.72	
	405	6	4	2		6	1		6	6		3		3	18.333	
	406	28	15	11		28	9		26	26		11	39.18	12	7.291	
	407	36	24	11		36	7		35	35		18	40.57	18	8.188	
	408	7	5	2		7			7	7		2		4	19.250	
	409	6	5	1		6	1		6	5		5		5	15.700	
	410	52	23	28		52	15		51	50	1	25	35.08	12	9.208	
	411	20	16	3	1	20	1		19	17		2		14	11.928	
	412	2													8	8.487
	413	8	8			8			8	8					3	16.833
	418	3	3			3			3	3					2	
	419	1				1			1	1		1			3	24.333
	420	6	4	1		5			5	5					8	
	421	2				2			2	2					3	
	422	2				2			2	2					2	
	423	1				1			1	1					2	
	424	4	3	1		4			4	4					3	
	9	202	3	1	2		3			3	3		2		7	13.757
		203	37	10	23		36	10		32	31	1	21	53.61	7	
		204	10	9	1		10			10	10		9	44.44	2	
		205	64	15	47		63	14		62	61	1	44	35.38	2	
		206	78	29	49		76	7		78	76		46	49.02	16	14.750
		207	86	35	50		85	23		85	81		47	42.10	16	15.843
		208	40	9	28		40	5		37	36		28	36.19	1	
		209	58	5	53		58	12		58	58	2	3	32.24	6	4.483
		210	18	7	10	1	18	6		17	17		10	21.10	5	61.60
		211	81	15	64		79	31		79	77	4	3	31.82	5	
		212	51	27	24		49	12		51	51		28	34.00	5	72.00
		213	49	22	27		49	2		49	49		26	46.57	18	101.83
		214	5	4	1		5			5	5		2		2	
215		60	25	31	1	59	18		56	56		28	34.44	17	6.776	
216		39	20	17	2	39	16		37	37		15	28.60	12	61.66	
217		65	39	25	1	62	14		64	59		24	33.04	32	8.671	
218		9	5	4		9			9	9		4	5.500	3	8.500	
219		32	19	12		32	5		31	31		9	41.88	14	8.357	
220		71	32	36	3	71	36		68	68		33	30.45	17	71.05	
221		26	11	14	1	26	9		25	25		11	35.00	8	6.575	
222		19	9	9	1	19	5		18	18		9	32.11	5	70.80	
223		27	15	12		27	4		27	27		11	38.00	9	9.444	
224		24	10	14		23	3		24	24		13	34.30	8	82.00	
225		45	24	21		45	1		45	42	1	19	33.10	12	7.750	
226		30	14	16		30	6		30	30		13	33.23	8	6.812	
227		33	20	12		33	7	1	32	32	1	12	35.83	10	14.500	
228		34	19	14		33	6		33	32	1	11	39.63	7	8.071	
229		12	17	17		29	12	1	29	29		16	27.93	10	54.50	
230		56	33	23		56	16		56	56		22	26.18	31	4.709	
231		39	3	8		11	7		11	11	3	8	19.82	2		
232		15	2	11	2	14	10		13	13	1	3	21.25	2		
233		37	15	20		37	23		35	35	1	10	22.50	13	4.392	
234		16	5	11		16	4		16	16		11	36.00	2		
235		45	17	27	1	45	19		44	41	1	26	26.88	11	5.845	
236		21	14	6		19	6	2	20	18		5	28.80	12	4.566	
237		31	18	13		29	5		31	30		12	28.25	14	6.157	
238		29	17	12		29	12		29	29		12	30.33	12	6.708	
239		8	8			8			8	8	1	2		5	6.400	
240		25	8	12		23	8		25	25		2	28.41	17	6.564	
241		35	25	10	1	33	2		34	34		12	34.55	22	6.977	
242	47	25	21		47	13		46	44		20		8			
243	71	27	43		71	9		70	70		42	33.35	8	6.937		
244	14	8	6		14	3		14	14		7	36.14	5	8.300		
245	37	22	15		37	14		37	37		12	30.08	14	7.021		
246	34	22	12		34	10		34	34		12	34.75	14	7.200		
247	26	15	10		26	14	2	25	25		10	31.70	9	6.055		
248	27	15	11	1	27	10		26	26		9	30.11	5	6.860		
249	18	9	8		17	7		17	17		8	9.225	5	8.600		
250	13	8	4		13	5		12	12		4	35.00	4	7.875		
251	9	6	3		9	1		9	9		4	27.66	5	6.560		
252	22	14	8		22	9		22	22	1	8	31.12	10	7.690		
253	15	11	4		15	6		15	15		4	30.00	7	8.571		
254	10	6	4		10	1		10	10		2	33.50	3	6.666		
255	18	16	2		18	3		18	17		2		14	7.414		
256	46	16	28	2	46	16		44	43		28	33.96	5	7.700		
257	15	11	4		15	1		15	15		4	28.75	8	6.750		
258	23	13	10		23	6		23	23		4	30.80	12	7.708		
259	19	13	6		19	5		19	19		3	36.66	10	8.300		
260	50	29	21		50	7		50	50	1	21	37.47	20	8.470		

¹For renter - occupied dwelling units and vacant nonseasonal not dilapidated units, for rent.
²For owner - occupied dwelling units and vacant nonseasonal not dilapidated units, for sale only.

HOUSING—BLOCK STATISTICS

Table 3.—CHARACTERISTICS OF HOUSING FOR WARDS, BY BLOCKS: 1950—Con.

Ward	Block	All dwelling units by occupancy and tenure					All dwelling units by condition and plumbing facilities			Occupied dwelling units			Contract monthly rent ¹		Value ² of one-dwelling-unit structures	
		Total	Owner occupied	Renter occupied	Vacant non-seasonal not dilap., for rent or sale	Other vacant and non-resident	Number reporting	No private bath or dilap.	No running water or dilap.	Total	Persons per room		Number reporting	Average monthly rent (dollars)	Number reporting	Average value (dollars)
											Number reporting	1.51 or more				
9	2279	29	23	6					29	29						
	2280	46	27	18		1			46	46	1		6		17	8,429
	2281	34	27	18					34	34			14		17	7,322
	2282	40	29	11					40	40	2		14		13	6,084
	2283	40	24	16					40	40	2		16		21	6,552
	2284	25	18	7	1				25	24	1		12		11	5,336
	2285	25	18	7					25	29			24		4	5,375
	2286	31	22	9					31	31			24		4	3,233
	2287	11	6	5					11	11			4		6	4,700
	2288	6	4	2					6	6			1		1	1,166
	2289	4	3	1					4	4			3		1	3878
	2290	3	1	2		1			3	3			14		1	4235
	2291	27	11	16					27	27			16		4	5,500
	2292	57	20	36		1			56	56	2	3	33		14	4,971
	2293	9	5	4					9	9			4		3	4,000
	2294	10	3	7		1			8	8			5		3	1,833
	2295	6	1	5					6	6			1		1	1,712
	2296	6	6						6	6			6			1,166
	2297	18	12	6					18	18	2	1	11		5	2,300
	2298	11	5	6					11	11			7		12	5,708
	2299	15	8	7					15	15			8		10	6,300
	2300	30	28	2		1			28	25	4		27		20	4,635
	2301	59	30	28					58	24			37		11	5,045
	2302	19	14	5		1			19	19			14		21	5,333
	2303	39	24	14					37	16			13		16	5,887
	2304	17	13	4					17	10			10		19	4,736
	2305	27	27			1			27	15	2		18		22	5,900
	2306	2	2						2	6			2		9	7,944
	2307	11	6	5					11	3			3		6	6,416
	2308	1	1						1	3			1		1	1,166
	2309	3	3						3	17			2		1	1,222
	2310	3	3						3	3			1		1	1,166
	2311	3	3						3	3			1		1	1,166
	2312	3	3						3	3			1		1	1,166
	2313	3	3						3	3			1		1	1,166
	2314	3	3						3	3			1		1	1,166
	2315	3	3						3	3			1		1	1,166
	2316	3	3						3	3			1		1	1,166
	2317	3	3						3	3			1		1	1,166
	2318	3	3						3	3			1		1	1,166
2319	3	3						3	3			1		1	1,166	
2320	3	3						3	3			1		1	1,166	
2321	3	3						3	3			1		1	1,166	
2322	3	3						3	3			1		1	1,166	
2323	3	3						3	3			1		1	1,166	
2324	3	3						3	3			1		1	1,166	
2325	3	3						3	3			1		1	1,166	
2326	3	3						3	3			1		1	1,166	
2327	3	3						3	3			1		1	1,166	
2328	3	3						3	3			1		1	1,166	
2329	3	3						3	3			1		1	1,166	
2330	3	3						3	3			1		1	1,166	
2331	3	3						3	3			1		1	1,166	
2332	3	3						3	3			1		1	1,166	
2333	3	3						3	3			1		1	1,166	
2334	3	3						3	3			1		1	1,166	
2335	3	3						3	3			1		1	1,166	
2336	3	3						3	3			1		1	1,166	
2337	3	3						3	3			1		1	1,166	
2338	3	3						3	3			1		1	1,166	
2339	3	3						3	3			1		1	1,166	
2340	3	3						3	3			1		1	1,166	
2341	3	3						3	3			1		1	1,166	
2342	3	3						3	3			1		1	1,166	
2343	3	3						3	3			1		1	1,166	
2344	3	3						3	3			1		1	1,166	
2345	3	3						3	3			1		1	1,166	
2346	3	3						3	3			1		1	1,166	
2347	3	3						3	3			1		1	1,166	
2348	3	3						3	3			1		1	1,166	
2349	3	3						3	3			1		1	1,166	
2350	3	3						3	3			1		1	1,166	
2351	3	3						3	3			1		1	1,166	
2352	3	3						3	3			1		1	1,166	
2353	3	3						3	3			1		1	1,166	
2354	3	3						3	3			1		1	1,166	
2355	3	3						3	3			1		1	1,166	
2356	3	3						3	3			1		1	1,166	
2357	3	3						3	3			1		1	1,166	
2358	3	3						3	3			1		1	1,166	
2359	3	3						3	3			1		1	1,166	
2360	3	3						3	3			1		1	1,166	
2361	3	3						3	3			1		1	1,166	
2362	3	3						3	3			1		1	1,166	
2363	3	3						3	3			1		1	1,166	
2364	3	3						3	3			1		1	1,166	
2365	3	3						3	3			1		1	1,166	
2366	3	3						3	3			1		1	1,166	
2367	3	3						3	3			1		1	1,166	
2368	3	3						3	3			1		1	1,166	
2369	3	3						3	3			1		1	1,166	
2370	3	3						3	3			1		1	1,166	
2371	3	3						3	3			1		1	1,166	
2372	3	3						3	3			1		1	1,166	
2373	3	3						3	3			1		1	1,166	
2374	3	3						3	3			1		1	1,166	
2375	3	3						3	3			1		1	1,166	
2376	3	3						3	3			1		1	1,166	
2377	3	3						3	3			1		1	1,166	
2378	3	3						3	3			1		1	1,166	
2379	3	3						3	3			1		1	1,166	
2380	3	3						3	3			1		1	1,166	
2381	3	3						3	3			1		1	1,166	
2382	3	3						3	3			1		1	1,166	
2383	3	3						3	3			1		1	1,166	
2384	3	3						3	3			1		1		

Table 3.—CHARACTERISTICS OF HOUSING FOR WARDS, BY BLOCKS: 1950—Con.

Ward	Block	All dwelling units by occupancy and tenure					All dwelling units by condition and plumbing facilities			Occupied dwelling units			Contract monthly rent ¹		Value ² of one-dwelling-unit structures		
		Total	Owner occupied	Renter occupied	Vacant non-seasonal not dilap., for rent or sale	Other vacant and non-resident	Number reporting	No private bath or dilap.	No running water or dilap.	Total	Persons per room	Occupied by non-white	Number reporting	Average monthly rent (dollars)	Number reporting	Average value (dollars)	
										Number reporting	1.51 or more						
10	386	22	14	8			22	7	1	22	22		7	22.28	12	5875	
	387	24	18	6			24	3		24	24		6	26.66	13	6076	
	388	10	5	5			10	2		10	10		5	30.00	3	7666	
	389	10	7	3			10	2		10	10		5	36.00	3	4900	
	390	16	11	5			16	5		16	16		5	34.25	3	7355	
	391	6	4	2			6	2		6	6		3	33.33	3	10500	
	394	17	9	8			17	8		17	17	1	3	33.33	6	6016	
	395	4	1	3			4	2		4	4		2		5	7500	
	397	1					1	1		1	1		2		5	7500	
	400	9	7	2			9	1		9	9		5	31.40	5	7140	
	401	11	6	5			11	8		11	11		5	31.40	5	7140	
	402	8	8				8	8		8	8		7	39.28	8	11187	
	403	23	15	8			23	23		23	23		7	15.75	10	7350	
	404	6	2	4			6	4		6	6	2	4	15.75	10	9350	
	405	28	13	13	1	1	28	26	2	28	25	2	11	32.63	10	6583	
	406	40	9	31			40	39	1	40	40	4	28	42.67	6	10500	
	407	20	8	11		1	20	19	1	20	19		10	38.50	10	7269	
	412	22	17	4		1	22	22		22	21		4	42.50	13	11500	
	413	18	8	9		1	18	18		18	17		7	46.57	6	12250	
	414	6	6				6	6		6	6		3	19.00	4	14375	
	415	7	4	3			7	7	3	7	7		7	19.00	7	12428	
	417	7	7				7	7		7	7		10	10.050	10	10050	
	418	14	12	1		1	14	13		14	13		1	46.50	6	10466	
	419	12	7	5			12	12		12	12		10	13.600	10	13600	
	420	11	10	1			11	11		11	11		9	10.000	9	10000	
	421	9	9				9	9		9	9		1	13.000	1	13000	
	422	5	3	2		1	5	4		5	4		1		1	10500	
	423	3	3				3	3		3	3		1		1	11100	
	424	16	15	1			16	16		16	16		1		15	11100	
	425	5	5				5	5		5	5		6	6.833	6	6833	
	426	13	9	4			13	13	2	13	13		3	26.33	12	10708	
	427	18	13	5			18	18	2	18	18		3	45.66	3	34000	
	428	4	3	1			4	4		4	4		9		3	25777	
	436	11	9	2			11	11		11	11		2		6	22833	
	437	2	2				2	2		2	2		20	7.600	20	7600	
	438	6	6				6	6	3	6	6		9	49.44	9	4944	
	439	35	25	10			35	35		35	35		5		5	14240	
	11	42	5	5			5	5		5	5		5		5	5	19400
		43	5	5			5	5		5	5		3	6333	4	15500	
		46	7	4	3			7	4		7	7		28	5310	9	13277
		47	47	18	29			47	47	4	47	47		3	5300	2	5300
		50	6	3	3			6	6	6	6	6		13	4953	9	11277
		51	27	13	13		1	27	34	6	26	26		13	48.69	14	10500
		54	35	21	13		1	35	34		34	34		1	9.500	11	9500
		55	12	11	1			12	12		12	12		1	3710	14	7964
		56	50	26	24			50	50	20	50	50	1	8	41.40	7	15285
		57	13	8	5			13	13	1	13	13		5		9	10833
		58	26	15	11			26	26	1	26	25		20	3637	15	7000
59		48	24	23		1	48	47	1	47	47		18	3500	7	8928	
60		38	18	20			38	37	2	38	38		5	3588	8	9250	
61		18	12	6			18	18		18	18		8	4600	14	13721	
62		28	20	7		1	28	27	2	27	27		6	3883	6	11666	
63		22	12	10			22	22		22	22		19	5162	4	13500	
64		32	11	21			32	31	4	32	32		21	6389	9	12444	
65		42	19	23		1	42	41	4	39	39		21	5585	5	16400	
66		18	11	6		1	18	18		17	17		25	5083	3	23333	
67		29	3	26			29	29		29	29		2	65.00	3	17000	
68		5	3	2			5	5		5	5		1		6	9166	
102		8	7	1			8	8		8	8		3	43.00	3	7666	
103		14	8	6			14	14	6	14	14		35	5822	14	10678	
104		53	18	34		1	53	52	5	52	51		10	5550	5	20714	
105		22	10	11		1	22	22		21	21		5	5080	5	9800	
106		13	8	5			13	13	2	13	13		7	3871	2		
107		13	6	7			13	13		12	12		4	3850	4	8750	
108		18	7	11			18	18	2	18	18		10	3850	13	7846	
109		29	17	12			29	29	2	29	29		11	3500	3	15666	
110		5	4	1			5	5		5	4		1		3		
111		25	10	15			25	25	8	25	25		15	48.40	6	9583	
112		6	3	2			6	6		6	6		1		2		
114		8	4	5			8	8		8	8		1	34.80	3	18333	
115		25	16	9			25	25	2	25	25		5	48.11	9	10555	
117		45	27	18			45	45	20	45	45		17	2876	18	5750	
120		29	9	19		1	29	29	11	28	27		16	3600	1	7166	
121		14	6	8			14	14	5	14	14		8	3625	3		
122		29	13	14		2	29	29	10	27	27		15	2720	7	6928	
123		23	16	7			23	23	8	23	23		8	35.71	13	5069	
124		5	3	2			5	5		5	5		2		3	7000	
125		35	25	9		1	35	34	7	34	34		9	28.00	22	5554	
126		9	7	2			9	9	2	9	9		2		5	9200	
127		9	8	1			9	9	4	9	9		1		6	6166	
128		7	4	3			7	7		7	7		3	41.00	3	6333	
150		21	13	8			21	21	8	21	21		7	20.75	8	5500	
154		34	21	12		1	34	33	13	33	33		12	20.75	8	5500	
155		37	27	9		1	37	36	8	36	36		9	2433	17	5047	
156		24	13	11			24	24	12	24	24	1	11	29.00	26	4711	
													35.27	8	6812		

¹For renter - occupied dwelling units and vacant nonseasonal not dilapidated units, for rent.
²For owner - occupied dwelling units and vacant nonseasonal not dilapidated units, for sale only.

HOUSING—BLOCK STATISTICS

Table 3.—CHARACTERISTICS OF HOUSING FOR WARDS, BY BLOCKS: 1950—Con.

Ward	Block	All dwelling units by occupancy and tenure					All dwelling units by condition and plumbing facilities			Occupied dwelling units			Contract monthly rent ¹		Value of one-dwelling-unit structures	
		Total	Owner occupied	Renter occupied	Vacant non-seasonal not dilap., for rent or sale	Other vacant and non-resident	Number reporting	No private bath or dilap.	No running water or dilap.	Total	Persons per room		Number reporting	Average monthly rent (dollars)	Number reporting	Average value (dollars)
											Number reporting	1.51 or more				
11	157	41	18	23		40	12		41	41	1	18	32.77	13	6,577.6	
	158	33	13	20		33	24		53	33		27	30.55	15	6,720.0	
	159	44	13	31		44	5		44	44		10	28.00	9	7,477.0	
	160															
	161	1	5	1		1	5	1	1	1		1				
	162	1	5	1		1	5		1	1		1				
	163	1	5	1		1	5		1	1		1				
	164	1	5	1		1	5		1	1		1				
	165	1	5	1		1	5		1	1		1				
	166	1	5	1		1	5		1	1		1				
	167	1	5	1		1	5		1	1		1				
	168	1	5	1		1	5		1	1		1				
	169	1	5	1		1	5		1	1		1				
	170	1	5	1		1	5		1	1		1				
	171	1	5	1		1	5		1	1		1				
	172	1	5	1		1	5		1	1		1				
	173	1	5	1		1	5		1	1		1				
	174	1	5	1		1	5		1	1		1				
	175	1	5	1		1	5		1	1		1				
176	1	5	1		1	5		1	1		1					
177	1	5	1		1	5		1	1		1					
178	1	5	1		1	5		1	1		1					
179	1	5	1		1	5		1	1		1					
180	1	5	1		1	5		1	1		1					
181	1	5	1		1	5		1	1		1					
182	1	5	1		1	5		1	1		1					
183	1	5	1		1	5		1	1		1					
184	1	5	1		1	5		1	1		1					
185	1	5	1		1	5		1	1		1					
186	1	5	1		1	5		1	1		1					
187	1	5	1		1	5		1	1		1					
188	1	5	1		1	5		1	1		1					
189	1	5	1		1	5		1	1		1					
190	1	5	1		1	5		1	1		1					
191	1	5	1		1	5		1	1		1					
192	1	5	1		1	5		1	1		1					
193	1	5	1		1	5		1	1		1					
194	1	5	1		1	5		1	1		1					
195	1	5	1		1	5		1	1		1					
196	1	5	1		1	5		1	1		1					
197	1	5	1		1	5		1	1		1					
198	1	5	1		1	5		1	1		1					
199	1	5	1		1	5		1	1		1					
12	1	1	3	2		3			3	3				3	7,333.3	
	2	3	1	1		1			1	1				1	7,181.1	
	3	5	1	1		1			1	1				1	4,311.1	
	4	7	4	1		4	2	4	7	7			40.66	4	4,250.0	
	5	10	3	2		10			10	10				2	6,944.4	
	6	12	3	2		12			12	12				3	7,833.3	
	7	15	9	2		15			15	15				3	7,277.7	
	8	18	1	1		18	2	2	19	19				17	6,005.5	
	9	18	1	1		18			18	18				8	8,187.7	
	10	14	15	1		14	16	16	30	30	1	15	37.06	3	6,833.3	
	11	12	9	1		12	3	3	19	19				10	7,300.0	
	12	16	9	1		16	3	3	16	16	1			6	8,500.0	
	13	20	13	1		20	11	11	18	18				9	7,338.8	
	14	25	15	1		25	11	11	23	23				7	6,242.2	
	15	25	15	1		25	11	11	24	24				7	6,671.1	
	16	30	22	1		30	7	7	30	30				9	7,777.7	
	17	34	14	1		34	2	2	30	30				1	6,733.3	
	18	17	16	1		17	2	2	17	17				15	7,566.6	
	19	4	4			4			4	4				2	7,082.2	
	20	42	36	6		42	7	7	42	42				34	8,928.8	
	21	18	8	9	1	18	1	1	17	17				7	8,928.8	
	22	34	28	6		34	4	4	33	33				26	7,765.5	
	23	58	36	21	1	58	17	17	57	57	1			19	10,250.0	
	24	4	4			4			4	4				4	10,250.0	
	25	20	14	5	1	20	2	2	19	19				6	8,883.3	
	26	19	19			19	10	10	26	26				7	8,514.4	
	27	37	20	15	2	37	15	15	35	35				15	3,640.0	
	28	12	10	1		12	8	8	22	22				16	4,277.7	
	29	13	9	1		13	4	4	22	22				5	7,700.0	
	30	15	4	4		15	4	4	22	22				11	7,354.4	
	31	18	12	1		18	4	4	19	19				12	6,841.1	
	32	15	12	1		15	4	4	18	18				3	7,833.3	
	33	27	20	3		27	5	5	27	27				16	12,875.5	
	34	5	3	1		5	3	3	5	5				1	8,571.1	
	35	16	9	3		16	7	7	15	15				14	6,833.3	
	36	18	9	3		18	4	4	18	18				6	6,833.3	
	37	18	20			18	3	3	35	35				7	7,142.2	
	38	17	6	1		17	2	2	17	17	1			6	3,350.0	
	39	13	13			13	15	15	40	40				14	3,278.8	
	40	24	16	3		24	14	14	40	40				14	3,407.7	
	41	28	23	1		28	3	3	28	28				23	2,666.6	
	42	28	23	1		28	3	3	28	28				15	2,906.6	
	43	14	12	1		14	2	2	14	14				2	2,906.6	
	44	14	11	1		14	4	4	14	14				4	6,150.0	
	45	16	11	5		16	4	4	16	16				4	8,750.0	
	46	23	9	9		23	7	7	16	16				5	7,300.0	
	47	23	9	9		23	7	7	32	32				5	3,800.0	
	48	26	14	1		26	12	12	40	40	1			13	2,823.3	
	49	24	20	4		24	4	4	24	24				4	3,175.5	
	50	8	6	2		8	8	8	8	8				2	7,750.0	
	51	4	2	1		4	2	2	2	2				6	9,516.6	
	52	3	1	1		3	3	3	2	2				2	7,082.2	
	53	11	5	4		11	5	5	11	11				1	1,111.1	
	54	5	4	1		5	5	5	5	5				4	20,875.5	
	55	15	16	1		15	9	9	31	31				2	3,678.8	
	56	3	5	1		3	3	3	8	8				14	2,066.6	
	57	3	14	1	1	3	5	5	33	33				20	4,535.5	
	58	18	10	1		18	6	6	28	28				8	3,362.2	
	59	11	14	1		11	7	7	25	25				13	4,861.1	
	60	14	14	1		14	7	7	32	32				13		

Table 3.—CHARACTERISTICS OF HOUSING FOR WARDS, BY BLOCKS: 1950—Con.

Ward	Block	All dwelling units by occupancy and tenure					All dwelling units by condition and plumbing facilities			Occupied dwelling units			Contract monthly rent ¹		Value ² of one-dwelling-unit structures	
		Total	Owner occupied	Renter occupied	Vacant non-seasonal not dilap., for rent or sale	Other vacant and non-resident	Number reporting	No private bath or dilap.	No running water or dilap.	Total	Persons per room		Number reporting	Average monthly rent (dollars)	Number reporting	Average value (dollars)
											Number reporting	1.61 or more				
12	16655	2	13	19		31	5	1	32	32	1	2	16	39.37	10	6,700
	16656	32	4	3		7	4		7	7			3	24.33	4	3,875
	16657	7	9	3		4			4	4			15	15.86	8	3,212
	16658	24	10	15		24	18	8	24	24	3	12	15	15.86	4	3,212
	16659	24	15	3		35	3	2	35	35	1	1	16	36.75	14	8,357
	1700	27	19	12		27	2	2	27	27	1	1	11	32.81	11	7,136
	171	27	18	16		35	30	19	34	34	1	1	15	19.53	16	2,500
	172	35	18	18		25	18	5	25	25			18	16.88	6	4,950
	173	30	14	15		30	17	1	29	29			15	32.73	9	9,488
	174	41	13	24	4	41	4		37	37	1		23	51.78	12	8,041
	175	32	18	14		32	9	4	32	32		3	14	20.21	16	5,443
	1755	22	14	8		22			22	22			8	33.62	13	10,453
	177	30	16	11	1	29	4		27	27			12	33.00	10	6,330
	180	28	5	5		28			28	28			3	33.00	23	7,295
	181	10	10			10			10	10					10	10,650
	182	7		5		7			5	5			5	33.20		
	183	12	9	3	2	12			12	12			3	35.66	8	9,125
	184	5	3	2		5			5	5			2		3	9,333
	185	41	20	21		40	5		41	41			21	37.19	18	7,233
	186	9	9			9			9	9			9		9	7,700
	187	2														
	188	13	12	1		13	1		13	13					11	9,300
	191	9	5	3	1	9	2		8	8			2		4	7,125
	192	46	25	20	1	46	8	2	45	45	1	4	20	27.80	23	5,795
	193	31	20	11		31	12		31	31	1	1	11	30.81	14	6,128
	194	13	7	6		13	10	5	13	13			5	19.00	7	4,328
	195	26	10	16		26	12	9	26	26	4	10	16	20.18	9	4,944
	196	43	18	24		43	32	14	42	42	3	1	22	14.27	17	4,176
	197	1														
	198	14	10	3	1	14	11	6	13	13	1		3	17.66	10	4,400
	199	3	3			3	3	3	3	3					3	3,666
	200	11	4	7		11	7	4	11	11			7	23.00	3	4,900
	201	8	6	2		8	4	1	8	8			2		5	6,960
	203	13	2	11		13	9		13	13			11	22.27	1	
	204	40	14	26		40	23	4	40	40	1	15	26	20.53	9	3,355
	205	7	6	1		7	7	1	7	7					6	2,183
	206	26	4	21	1	26	21	16	25	25	3	14	21	17.61	3	2,133
	207	15	4	11		15	14	11	15	15	2	10	11	15.09	4	1,725
	231	55	37	18		54	25	4	55	55			15	23.06	29	5,196
	232	68	46	22		68	28	9	68	68	1		19	26.89	41	5,395
	233	1	6			6	1		6	5					6	4,300
	234	6	11	3		14	4		14	14			3	22.66	11	4,672
	235	14	11	3		14	1		14	14			1		12	4,508
	236	14	13	1	1	14	1		14	14	1	2	21	23.33	20	5,703
	237	73	51	21		72	24		72	70			4	33.00	42	10,763
	238	29	25	4		29	2		29	29			4	27.00	40	7,487
	239	46	41	5		46	5	2	46	46			5	21.33	11	7,563
	240	20	13	7		20	5		20	20			6		15	8,586
	241	16	15	1		16	16		16	16			8	35.12	15	7,853
	242	24	16	8		24	2		24	24						
	243	21	20	1		21	7		21	21			1		20	9,850
	244	7	7			7	3		7	7			1		9	8,357
	245	13	11	2		13			13	13						5,200
	246	1	9	8		22	10		22	22	3	7	9	21.77	12	5,250
	247	22	13	9		22	4		22	22			1		6	4,216
	248	4	3	1		4	1		4	4			2	28.77	1	
	249	16	7	9		16	5		16	16			1	17.50	2	
	250	15	3	12		15	14	3	15	15	2	11	12	20.80	2	
	251	5	4	1		5	2	2	5	5			5		4	3,450
	252	8	5	3	1	8	2		7	7	1		2			
	253	25	22	3	1	25			24	24			2		17	5,305
	254	10	8	2		10	2		10	8	1		2		5	7,600
	255	5	5			5			5	5					5	8,640
	256	41	35	6	1	41	2		40	40			5	33.20	34	7,138
	257	23	16	7		23	5		23	23	1		7	43.42	14	6,007
	258	4	3	1		4	4		4	4					12	7,500
	259	3	3	1		3	3		3	3					2	
	260	33	25	8		33	7		33	33		1	8	24.25	24	6,004
	263	41	5	36		41	4	1	41	41			4	18.00	5	5,260
	264	1														
	266	13	10	3		13	2		13	13					10	6,780
	267	49	20	29		49	21		49	49		1	28	26.50	13	5,984
	268	17	9	8		17	2		17	17			7	41.71	7	5,928
	269	13	10	3		13	3		13	13			3	21.33	8	5,062
	270	9	8	1		9	3		9	9			1		8	4,250
	271	7	5	2		7	4		7	7			2		4	3,125
	272	9	5	4		9	6		9	9			5	36.20	2	
	273	9	4	5		12	6		12	12		1	7	33.00	2	
	274	12	7	5		12	7		12	12			21	19.61	4	4,850
	275	27	6	20	1	27	22		26	26			9	40.11	5	7,400
	276	18	8	10		18	7		18	18						
	297	13	10	3		13	2		12	12			2		9	6,811
	299	22	20	2		22	2		22	22			2		20	6,180
	300	19	17	2		19	4		19	19			1		16	6,368
	301	16	16			16			16	16					15	6,166
	303	24	24			24			24	24					24	6,125
	304	27	7	20		24	8	1	24	24			6	29.50	20	7,490
	305	33	18	15		33	16		33	32			15	28.26	12	7,225

¹For renter - occupied dwelling units and vacant nonseasonal not dilapidated units, for rent.
²For owner - occupied dwelling units and vacant nonseasonal not dilapidated units, for sale only.

HOUSING—BLOCK STATISTICS

Table 3.—CHARACTERISTICS OF HOUSING FOR WARDS, BY BLOCKS: 1950—Con.

Ward	Block	All dwelling units by occupancy and tenure					All dwelling units by condition and plumbing facilities			Occupied dwelling units			Contract monthly rent ¹		Value ² of one-dwelling-unit structures		
		Total	Owner occupied	Renter occupied	Vacant non-seasonal not dilap., for rent or sale	Other vacant and non-resident	Number reporting	No private bath or dilap.	No running water or dilap.	Total	Persons per room		Number reporting	Average monthly rent (dollars)	Number reporting	Average value (dollars)	
											Number reporting	1.51 or more					Occupied by non-white
12	306	30	21	7	1	1	30			28	28			7	29.28	20	71.05
	307	75	55	19			75	13	1	74	74			17	43.23	48	73.25
	308	52	27	24	1	1	52	22	1	51	51	2		25	42.28	22	57.66
	309	29	22	6			29			28	27			6	32.66	20	34.66
	310	18	11	7			18	8		18	18	1		7	28.14	9	14.66
	311	37	28	9			37	9		37	37			8	30.12	27	52.88
	312	29	21	6	2		29	6		27	27			6	44.83	17	65.89
	313	45	31	13	1		44	18	1	44	43	1		14	32.92	25	55.32
	356	8	3	5			8	6	5	8	8	3		5	12.80	3	13.33
	357	6		6			6	6	2	6	6	2		6	11.16		
	358	34	23	11			34	14		34	34	1		11	14.72	19	5.77
	359	35	30	5			35	4		35	35			11	30.40	29	6.53
	360	3	1	2			3			3	3			2			
	361	5	4	1			5			5	5			1			
	362	14	11	3			14	1		14	14			3	30.00	4	7.87
	363	7	4	3			7			7	7			10	6.25	10	7.74
	364	7	4	3			7	2		7	7			3	23.33	3	6.33
	365	30	13	13	2	2	30	17	4	26	26	1	1	13	27.53	8	4.76
	366	2															
	13	70	42	36	6		42	6		42	42			4	27.25	33	6.67
71		12	9	1	2	12			10	10			1		8	8.22	
72		4	4			4			4	4					4	7.52	
74		18	7	11		18	7		18	18			10	21.90	6	6.41	
76		2				2											
77		27	17	10		27	10	10	27	27	7		10	14.10	16	8.46	
78		23	16	7		23	2		23	23			6	34.50	15	8.08	
79		33	18	15		33	11		33	33			13	22.00	13	6.61	
80		29	18	11		29	10	1	29	29			10	26.90	15	5.18	
81		42	25	17		42	16	5	42	42			14	28.14	21	6.17	
82		10	7	3		10	3		10	10			3	29.00	4	7.87	
84		31	19	12		31	10		31	31			12	32.83	14	6.71	
85		30	12	18		30	2	5	30	30			11	31.05	18	6.81	
86		24	11	13		24	2		24	24			11	37.23	9	9.72	
87		14	3	11		14	8		14	14			1	35.63	1		
88		64	37	26	1	64	25		63	63	1		24	28.16	26	4.51	
89		34	13	19	2	34	6		32	32	1		18	39.16	7	8.08	
90		13	7	5	1	13	4		12	12			4	18.75	5	8.10	
91		18	12	6		18	3		18	18			6	17.00	11	6.70	
93		6	1	5		6	6		6	6			5	46.20	1		
94	32	14	17		32	14		31	31			17	28.52	11	5.04		
95	35	22	12	1	35	10		34	34			11	35.09	18	6.39		
96	11	6	5		11	7		11	11			5	38.20	3	7.33		
97	15	8	7		15	5		15	15			7	27.14	7	4.67		
98	6	3	3		6	2	1	6	6			3	23.00	3	5.16		
99	4	1	3		4	4		4	4			2		1			
100	8	7	1		8	8	4	8	8	1		1		6	8.20		
133	10	7	3		10	3		10	10			1		3	4.00		
134	21	12	9		21	5		21	21			9	26.00	8	5.87		
135	5				5			5	5				9	38.11	5	8.20	
136	10	4	6		10	2		10	10			6	23.33	3	4.66		
137	10	8	1	1	10	4		9	9			1		6	4.75		
138	28	17	10		28	11		27	27	1		10	25.30	13	4.98		
139	1				1			1	1								
147	2				2			2	2								
14	1	226	145	72	9	226	1	1	217	217	4		73	35.13	142	9.57	
	2	38		37	1	38			37	37			38	31.00			
	3	91	1	90		91			91	91	1		90	31.06			
	4	20	5	15		20			20	20			5	29.00	5	7.04	
	5	11	4	7		11	1		11	11			7	32.00	4	7.00	
	6	1				1			1	1							
	7	25	23	2		25			25	25			2		23	9.09	
	8	25	24		1	25	1	1	24	24					24	9.18	
	9	11	9	2		11	1		11	11			2		7	6.18	
	11	21	20	1		21			21	21				2		20	13.57
	12	24	21	3		24			24	24			3	43.66	20	10.52	
	13	44	33	11		44	10		44	44	1		8	37.87	28	7.92	
	14	27	26	1		27			27	27					26	8.57	
	15	27	19	8		27	8		27	27			6	28.16	17	8.22	
	16	22	18	4		22			22	22			3	39.00	17	7.91	
	17	10	9	1		10	1	1	10	10			3		9	7.50	
	18	33	26	7		33	3		33	33			6		24	13.08	
	19	33	32	1		33	5		33	33			1	24.00	32	11.10	
	20	10	10			10			10	10					10	13.85	
	21	13	13			13			13	13					13	14.07	
22	32	26	6		30			32	30			5	46.60	25	11.30		
23	40	35	5		40	2		40	40			4	43.75	34	10.12		
24	30	19	11		30			30	30			1	35.18	17	10.88		
25	19	13	6		19	2		19	19			2	40.50	10	10.55		
26	23	13	10		23	7		23	23			10	43.10	7	9.92		
27	11	11			11			11	11					11	11.36		
28	20	16	4		20	2		20	20			3	27.66	16	10.50		
29	29	15	14		29	7		29	29			14	39.78	8	8.31		
30	21	14	7		21	8		21	21			7	34.00	10	7.52		

¹For renter-occupied dwelling units and vacant nonseasonal not dilapidated units, for rent.
²For owner-occupied dwelling units and vacant nonseasonal not dilapidated units, for sale only.

Table 3.—CHARACTERISTICS OF HOUSING FOR WARDS, BY BLOCKS: 1950—Con.

Ward	Block	All dwelling units by occupancy and tenure					All dwelling units by condition and plumbing facilities			Occupied dwelling units			Contract monthly rent ¹		Value ² of one-dwelling-unit structures		
		Total	Owner occupied	Renter occupied	Vacant non-seasonal not dilap., for rent or sale	Other vacant and non-resident	Number reporting	No private bath or dilap.	No running water or dilap.	Total	Persons per room		Occupied by non-white	Number reporting	Average monthly rent (dollars)	Number reporting	Average value (dollars)
											Number reporting	1.51 or more					
14	31	6	4	2		6			6	6			2		4	4,300	
	32	18	13	5		18	6		18	18			5	32.00	9	5,777	
	33	21	14	7		21	9		21	21	1		7	38.42	7	7,857	
	34	59	31	26		57	17		57	57			25	31.32	19	7,052	
	35	30	28	1		30			29	29			1		25	8,480	
	36	21	20	1		21			21	21			1		20	8,570	
	37	33	32	1		33			33	33			1		32	8,634	
	38	15	11		4	15			11	11					11	7,863	
	41	47	46	1		47			47	47			1		45	8,795	
	42	12	12			12			12	12					12	10,650	
	44	33	25	8		33	7		33	33			8	38.75	22	7,472	
	45	29	11	18		29	7		29	29	1		16	42.87	6	6,116	
	48	28	18	9	1	27	6		27	27			9	29.44	13	6,692	
	49	46	22	22	1	46	13		44	43			23	39.60	9	9,166	
	52	29	9	20		29	14		29	29			20	34.85	3	9,166	
	53	26	16	10		26	5		26	25			10	34.10	12	10,833	
	77	1															
	15	442	11	7	4		11	2		11	11			4	29.25	5	7,500
		443	31	17	14		31	3		31	31			13	35.53	11	7,472
		444	10	8	2		10			10	10					8	22,000
445		9	9			9			9	9					9	38,111	
446		8	7			8			7	7					7	24,428	
448		4	4			4			4	4			1		4	33,750	
449		5	4	1		5			5	5					4	30,000	
450		5	5			5			5	5					5	23,000	
451		9	9			9			9	9					9	25,111	
452		72	44	28		72	8		72	71			28	61.35	31	10,693	
453		30	29	1		29			30	30	1		1		29	7,624	
454		17	12	5		17			17	16			5	56.40	10	17,920	
455		18	18			18			18	18					18	19,666	
456		12	11	1		12			12	12			1		11	26,090	
457		11	11			11			11	11					11	19,545	
458		2													5	21,600	
460		5	5			5			5	5					4	24,000	
461		4	4			4			4	4					10	20,100	
462		10	10			10			10	10					10	10,100	
463		11	11			11	1	1	11	11	1				11	19,545	
464	4	4			4			4	4					4	5,875		
465	25	23	2		25			25	25			2		20	14,300		

¹For renter - occupied dwelling units and vacant nonseasonal not dilapidated units, for rent.
²For owner - occupied dwelling units and vacant nonseasonal not dilapidated units, for sale only.

YORK, PENNSYLVANIA, BY WARDS AND BLOCKS: 1950

PART 1 OF 2 PARTS




LEGEND

- BLOCK NUMBERS
- WARD NUMBERS
- WARD BOUNDARIES
- U.S. DEPARTMENT OF COMMERCE, BUREAU OF THE CENSUS

25
2

1950 UNITED STATES CENSUS OF HOUSING

U. S. DEPARTMENT OF COMMERCE • BUREAU OF THE CENSUS



YOUNGSTOWN, OHIO **BLOCK**
STATISTICS

U. S. CENSUS OF HOUSING: 1950

Volume

- I General Characteristics
- II Nonfarm Housing Characteristics
- III Farm Housing Characteristics
- IV Residential Financing
- V Block Statistics

Housing statistics for census tracts are to be included in the **Population** reports on census tracts.

U. S. CENSUS OF POPULATION: 1950

Volume

- I Number of Inhabitants
- II Characteristics of the Population

Succeeding volumes will cover the following subjects:

Census Tracts, Nativity and Parentage, Nonwhite Population by Race, Persons of Spanish Surname, Institutional Population, Differential Fertility, Labor Force Characteristics, Occupation, Industry, Income, Internal Migration, Education, Characteristics of Families and Households.

UNITED STATES CENSUS of HOUSING : 1950
U. S. DEPARTMENT OF COMMERCE BUREAU OF THE CENSUS
CHARLES SAWYER, Secretary ROY V. PEEL, Director



BLOCK STATISTICS

YOUNGSTOWN
OHIO

Prepared under the supervision of
Howard G. Brunzman, Chief
Population and Housing Division

1950 HOUSING CENSUS REPORT
VOLUME V, PART 213

UNITED STATES GOVERNMENT PRINTING OFFICE 1951

BLOCKS • WARDS



BUREAU OF THE CENSUS

ROY V. PEEL, *Director*

A. ROSS ECKLER, *Deputy Director*
HOWARD C. GRIEVES, *Assistant Director*
CONRAD TAEUBER, *Assistant Director*
MORRIS H. HANSEN, *Assistant Director for Statistical Standards*
ROBERT Y. PHILLIPS, *Assistant Director for Operations*
CALVERT L. DEDRICK, *Coordinator, International Statistics*
FRANK R. WILSON, *Information Assistant to the Director*

Population and Housing Division—

HOWARD G. BRUNSMAN, *Chief*
WAYNE F. DAUGHERTY, *Assistant Chief for Housing*
ROBERT B. VOIGHT, *Assistant Chief for Operations*
HENRY S. SHRYOCK, Jr., *Assistant Chief for Population*
EDWIN D. GOLDFIELD, *Program Coordinator*

Quality and Equipment Statistics—Robert C. Hamer, *Chief*
Inventory Statistics—Carl A. S. Coan, *Chief*
Developmental Programs—J. Hugh Rose, *Chief*
Residential Financing—Junia H. Honnold, *Chief*
Territories and Possessions—Joel Williams, *Chief*
Statistical Sampling—Joseph Steinberg, *Chief*
Statistical Procedure—Morton A. Meyer, *Chief*
Processing Operations—Milton D. Lieberman, *Chief*

Administrative Service Division—WALTER L. KEHRES, *Chief*
Agriculture Division—RAY HURLEY, *Chief*
Budget Officer—CHARLES H. ALEXANDER
Business Division—HARVEY KAILIN, *Acting Chief*
Field Division—LOWELL T. GALT, *Chief*
Foreign Trade Division—J. EDWARD ELY, *Chief*
Geography Division—CLARENCE E. BATSCHELET, *Chief*
Governments Division—ALLEN D. MANVEL, *Chief*
Industry Division—MAXWELL R. CONKLIN, *Chief*
Machine Tabulation Division—C. F. VAN AKEN, *Chief*
Personnel Division—HELEN D. ALMON, *Chief*

SUGGESTED IDENTIFICATION

U. S. Bureau of the Census. *U. S. Census of Housing: 1950. Vol. V, Block Statistics, Part 213.*
U. S. Government Printing Office, Washington, D. C., 1951.

For sale by the Superintendent of Documents, U. S. Government Printing Office, Washington 25, D. C.,
or any of the Field Offices of the Department of Commerce - Price 20 cents

PREFACE

This report presents statistics on characteristics of dwelling units by blocks for the city. The tabulations are based on data from the 1950 Census of Housing, taken as of April 1, 1950. Authorization for the 1950 Census of Housing as part of the Seventeenth Decennial Census was provided by the Housing Act of 1949, approved July 15, 1949.

The major portion of the information compiled from the 1950 Census of Housing appears in Volume I, *General Characteristics*; Volume II, *Nonfarm Housing Characteristics*; Volume III, *Farm Housing Characteristics*; Volume IV, *Residential Financing*; and Volume V, *Block Statistics*. Volume V consists of separate reports, issued as bulletins for each of the 209 cities which in 1940 or in a subsequent census had a population of 50,000 or more. These reports will not be bound into a single publication.

The subjects covered in both the 1950 and 1940 reports on characteristics of dwelling units by blocks are substantially similar.

This report was prepared under the direction of Howard G. Brunsman, Chief, Population and Housing Division, and Wayne F. Daugherty, Assistant Chief for Housing. Robert C. Hamer, Chief, Quality and Equipment Statistics Section, was in charge of coordinating the content and the format of the report with assistance from Carl A. S. Coan, Chief, Inventory Statistics Section; Floyd D. McNaughton, Chief, Equipment and Facilities Unit; Beulah Washabaugh, Chief, Tenure and Vacancy Unit; and Walter A. Hines. The compilation of the statistics was under the supervision of Robert B. Voight, Assistant Chief for Operations.

The collection of the information on which these statistics are based was under the supervision of Lowell T. Galt, Chief, Field Division. The geographic work, including the assignment of all block numbers and the preparation of maps, was under the supervision of Clarence E. Batschelet, Chief, Geography Division. The data were tabulated under the supervision of C. F. Van Aken, Chief, Machine Tabulation Division.

December 1951

YOUNGSTOWN, OHIO

CONTENTS

INTRODUCTION

	Page		Page
General.....	1	Definitions and explanations—Continued	
Related reports.....	1	Persons per room.....	2
Use of data.....	1	Color of occupants.....	2
Comparability with 1940 Housing Census data.....	1	Contract monthly rent.....	2
Definitions and explanations.....	1	Value of one-dwelling-unit structures.....	2
Dwelling unit.....	1	Number reporting.....	2
Occupancy and tenure.....	2	Block identification.....	2
Condition and plumbing facilities.....	2		

TABLES

	Page
Table 1.—Characteristics of housing for the city: 1950.....	3
Table 2.—Characteristics of housing by wards: 1950.....	3
Table 3.—Characteristics of housing for wards, by blocks: 1950.....	4

Map of city, by blocks, appears following last page of tables.

BLOCK STATISTICS

INTRODUCTION

GENERAL

Volume V of the Reports on Housing consists of a separate report for each of the 209 cities which in 1940, or in a subsequent census prior to 1950, had a population of 50,000 or more. Each report presents for the city, by blocks, tabulations for a limited number of subjects obtained in the Census of Housing. The subjects in these reports are similar to those in the block statistics supplements to Volume I of the reports of the 1940 Census of Housing. The subjects in this report present the number of dwelling units classified by occupancy and tenure, condition and plumbing facilities, persons per room, color of occupants, average contract monthly rent of renter-occupied and selected vacant units, and the average value of one-dwelling-unit owner-occupied and selected vacant structures. In table 1, the statistics for these subjects are summarized for the city. Table 2 contains the statistics for wards; these are the only statistics for wards that will be published from the 1950 Census of Housing. In table 3, the data are presented by blocks within wards and block areas. Maps identifying the location of each block and the ward boundaries are a part of this report.

Related reports.—Related statistics for this city are contained in the Reports on Housing, Volume I, *General Characteristics*; and in the Reports on Population, Volume I, *Number of Inhabitants*, and Volume II, *Characteristics of the Population*.

The Reports on Housing for each State in Volume I present data on the characteristics of dwelling units for the State by residence (urban, rural nonfarm, and rural farm), for standard metropolitan areas, urbanized areas, counties, for urban places, places of 1,000 to 2,500 inhabitants, and rural-nonfarm and rural-farm dwelling units for each county. Each report includes the following subjects: occupancy, tenure, race of occupants, type of structure, year built, condition and plumbing facilities, water supply, toilet and bathing facilities, number of rooms, number of persons, persons per room, electric lighting, heating equipment, heating and cooking fuels, refrigeration equipment, kitchen sink, radio, television, and, for nonfarm units, the contract monthly rent, gross monthly rent, and value of one-dwelling-unit structures.

Volume I of the Reports on Population shows the 1950 population of each county and of each minor civil division within the county. It also contains figures for each incorporated place, for each unincorporated place with 1,000 or more inhabitants, and for incorporated places of 5,000 or more by wards. A special series of tables presents data for each urbanized area giving the incorporated places and portions of minor civil divisions within it.

Volume II of the 1950 Population Reports contains statistics on the general characteristics of the population. Chapter A of this volume repeats the figures on number of inhabitants as shown in Volume I; Chapter B presents demographic, economic, and social characteristics of the population; and Chapter C gives more detailed cross-classifications for States and large cities and standard metropolitan areas.

Use of data.—The tabulation of housing characteristics for areas as small as city blocks provides descriptive material of considerable value for technical studies of housing in the city. The statistics will be useful in compiling totals for special types of areas that may be defined to meet the requirements of individual investigators. Users of the data should bear in mind that in

practically all cases the data for a given block represent the work of only one enumerator. Consequently, housing characteristics for blocks are subject to a wider margin of error than is to be expected in the figures for tracts or wards which represent returns made by a number of enumerators. Misinterpretation of instructions by one enumerator may cause a significant bias in the statistics for a block even though it may have a negligible effect upon the figures for larger areas. In particular, the enumeration of "condition" depended to a considerable extent upon the judgment of the individual enumerator. Also, failure to indicate the correct block number for a significant number of dwelling units may introduce errors into the block data.

Comparability with 1940 Housing Census data.—In the 1940 Census of Housing, reports entitled "Block Statistics" were issued as supplements to the first series of Housing bulletins. These supplements consisted of separate reports for each of the 191 cities which had 50,000 inhabitants or more in 1930.

In the 1950 reports, the block numbers used are different, in most cases, from those used in the 1940 reports. Therefore, to compare 1940 and 1950 data for a given block, it is necessary to locate the block on the maps to obtain the corresponding 1940 and 1950 block numbers.

The subjects in both the 1940 and 1950 reports are substantially similar. However, data on number of structures, year built, and mortgage status have been omitted from the 1950 report. Furthermore, in the 1940 reports average contract or estimated monthly rent was reported for all dwelling units while in 1950 average contract monthly rent is reported for some, and average value for other, dwelling units.

DEFINITIONS AND EXPLANATIONS

More detailed and complete definitions are presented in Volume I of the Housing Reports.

Dwelling unit.—In general, a dwelling unit is a group of rooms or a single room, occupied or intended for occupancy as separate living quarters, by a family or other group of persons living together or by a person living alone.

A group of rooms, occupied or intended for occupancy as separate living quarters, is a dwelling unit if it has separate cooking equipment or a separate entrance. A single room, occupied or intended for occupancy as separate living quarters, is a dwelling unit if it has separate cooking equipment or if it constitutes the only living quarters in the structure. Also, each apartment in a regular apartment house is a dwelling unit even though it may not have separate cooking equipment. Excluded from the dwelling unit count are large rooming houses, institutions, dormitories, and transient hotels and tourist courts.

In the 1940 Census, a dwelling unit was defined as the living quarters occupied or intended for occupancy by one household. A household consisted of a family or other group of persons living together with common housekeeping arrangements, or a person living entirely alone. However, the enumerator was not explicitly instructed to define rooms as dwelling units on the basis of cooking equipment or separate entrance.

The number of dwelling units in the 1950 Census may be regarded as comparable with the number of dwelling units in the 1940 Census. Some living quarters may have been classified as separate dwelling units in the one census and not in the other. Further, in the 1950 Census, living quarters with five or more

lodgers were not tabulated as dwelling units; generally, such quarters were included in the 1940 dwelling unit count. However, the net effect of these changes is probably small.

Occupancy and tenure.—Dwelling units are classified by occupancy and tenure into four groups: owner-occupied; renter-occupied; vacant nonseasonal not dilapidated, for rent or sale; and other vacant and nonresident. A dwelling unit is classified as owner-occupied if it was owned wholly or in part by the head of the household or by some related member of his family living in the dwelling unit. All other occupied units are classified as renter-occupied whether or not cash rent was actually paid for living quarters. Rent-free units and living accommodations received in payment for services performed are thus included with the renter-occupied units.

A dwelling unit is considered vacant if no persons are living in it at the time of enumeration. New units not yet occupied were enumerated as vacant dwelling units if construction had proceeded to the extent that all the exterior windows and doors were installed and final usable floors were in place. The classification "Vacant nonseasonal not dilapidated, for rent or sale" is descriptive of the vacant dwelling units reported in this classification. "Other vacant and nonresident" units include all dilapidated and seasonal vacant units as well as the not dilapidated units which were not for rent or sale.

Because of changes in enumeration procedures, the counts of total vacant units in 1940 and 1950 are not strictly comparable. In 1940, vacant units were enumerated if they were habitable; units uninhabitable and beyond repair were excluded from the enumeration. In 1950, units were included regardless of condition if they were intended for occupancy as living quarters. Therefore, no comparison should be made between the data on "vacant nonseasonal not dilapidated, for rent or sale" units from the 1950 Census and data in the 1940 Census reports.

In both censuses, dwelling units occupied entirely by non-residents were included with vacant units not for rent or sale. Trailers, tents, houseboats, and railroad cars which were vacant, were excluded from the dwelling unit inventory in both 1950 and 1940.

Condition and plumbing facilities.—Data on condition of a dwelling unit are shown in combination with data for selected plumbing facilities and are, therefore, limited to units for which both condition and plumbing facilities are reported. Plumbing facilities include water supply, toilet facilities, and bathing facilities.

The category "with private bath" includes those dwelling units reported with both a flush toilet and a bathtub or shower inside the structure for the exclusive use of the occupants of the unit. The category "no private bath" includes those dwelling units not having private flush toilet or not having private bathing facilities. The "no running water" category includes units with only piped running water outside the structure or with only other sources such as a hand pump.

A dwelling unit is "dilapidated" when it is run-down or neglected, or is of inadequate original construction, so that it does not provide adequate shelter or protection against the elements or it endangers the safety of the occupants.

Persons per room.—The number of persons per room has been computed for each occupied dwelling unit by dividing the number of persons in the dwelling unit by the number of rooms in the dwelling unit. All persons enumerated in the Population Census as members of the household (including lodgers, servants, and other nonrelated persons) are counted in determining the number of persons that occupy the dwelling unit. The number of rooms in the dwelling unit includes all rooms available for living quarters throughout the year. Not counted as rooms are bath-rooms, closets, pantries, halls, screened porches, and unfinished rooms in the basement and attic.

Color of occupants.—Occupied dwelling units are classified by color of head of household according to the definition used in the

1950 Census of Population. The group designated as "nonwhite" consists of Negroes, Indians, Japanese, Chinese, and other non-white races. Persons who are not definitely Indian or of other nonwhite race are classified as white.

Contract monthly rent.—Contract monthly rent is the rent, at the time of enumeration, contracted for by the renter regardless of whether it includes furniture, heating fuel, electricity, cooking fuel, water, or personal services.

Monthly rent for vacant dwelling units is the amount asked for the dwelling unit at the time of enumeration. The average monthly rent relates to renter-occupied dwelling units and vacant nonseasonal not dilapidated units for rent. Dwelling units which are occupied "rent-free" are not included with the units reporting rent.

Value of one-dwelling-unit structures.—Average value is shown for owner-occupied dwelling units and vacant nonseasonal not dilapidated units which are for sale only. Value is shown only if the unit is in a one-dwelling-unit structure without business and if it is the only dwelling unit included in the property. The value represents the amount for which the owner estimates that the property, including such land as belongs with it, would sell under ordinary conditions and not at a forced sale. For vacant units, value is the sale price asked by the owner.

Number reporting.—Occupancy and tenure are reported for all dwelling units, and color of occupants is reported for all occupied units. The corresponding distributions for these subjects in table 1 are based on all dwelling units and on occupied units, respectively. For all other subjects, the distributions are based on the units for which the specific characteristics are reported, that is, the "Number reporting."

The number of dwelling units for which the enumerator obtained no report on a particular item is shown for the city totals only; however, the number "not reported" can easily be derived for each area in tables 2 and 3 by subtracting the number reporting from the total number of dwelling units (or total occupied).

Block identification.—A map or series of maps is included in this report showing block numbers for each block, number and letter designations for wards and block areas, and the names of principal streets.

Blocks are identified by serial numbers, a separate series of numbers being used for each ward or for a group of wards. Thus, the location of each block for which data are presented in table 3 may be determined by referring to the ward and block number shown on the map. Similarly, data for a specific block may be located in the table by reference to the map for the identification numbers of the ward and block.

In some cities "block areas" have been established to facilitate the numbering of blocks in groups of less than 1,000. This may cause a break in the sequence of block numbers within a ward. Where this occurs each part of the ward that is in a separate block area is distinguished on the map, and in the table the data are shown for blocks in numerical order within each block area section of the ward. When a boundary of a ward cuts through a block separating the block into segments, the statistics for each segment are tabulated in the ward in which it is physically located on the map. In such cases, to obtain the statistics for the entire block it is necessary to add the statistics for all segments.

If no dwelling units are reported for a block, the block number is not listed in table 3, although it is shown on the map. Dwelling units for which the block number was not reported are indicated in the table by the symbol "NR." Detailed data are not shown for such dwelling units, nor for blocks containing fewer than three dwelling units. Average monthly rent is not shown when the monthly rent was reported for fewer than three dwelling units. Average value is not shown when the value of one-dwelling-unit properties was reported for fewer than three dwelling units. All dwelling units are included, however, in the statistics for the city and for each ward.

YOUNGSTOWN, OHIO

Table 1.—CHARACTERISTICS OF HOUSING FOR THE CITY: 1950

Subject	Number	Percent	Subject	Number	Percent
OCCUPANCY AND TENURE			PERSONS PER ROOM		
All dwelling units.....	46,066	100.0	Occupied dwelling units.....	45,520	...
Owner occupied.....	27,840	60.4	Number reporting.....	44,993	100.0
Renter occupied.....	17,680	38.4	1.50 or less.....	43,528	96.7
Vacant nonseasonal not dilapidated, for rent or sale.....	270	0.6	1.51 or more.....	1,465	3.3
Other vacant and nonresident.....	276	0.6	Not reported.....	527	...
CONDITION AND PLUMBING FACILITIES			CONTRACT MONTHLY RENT		
All dwelling units.....	46,066	...	Renter-occupied, and vacant nonseasonal not dilapidated units, for rent—Number reporting.....	16,546	...
Number reporting.....	45,089	100.0	Total contract monthly rent..... dollars	596,220	...
With private bath, not dilapidated.....	36,168	80.2	Average monthly rent..... dollars	36.03	...
No private bath, with running water, not dilapidated.....	6,032	13.4	VALUE OF ONE-DWELLING-UNIT STRUCTURES		
No running water or dilapidated.....	2,889	6.4	Owner-occupied, ¹ and vacant nonseasonal not dilapidated units, for sale only—Number reporting.....	21,882	...
Condition or plumbing facilities not reported.....	977	...	Total value or sale price..... dollars	161,374,900	...
No private bath or dilapidated.....	8,921	19.8	Average value..... dollars	8,289	...
COLOR OF OCCUPANTS					
Occupied dwelling units.....	45,520	100.0			
White.....	41,093	90.3			
Nonwhite.....	4,427	9.7			

¹Restricted to 1-dwelling-unit properties.

Table 2.—CHARACTERISTICS OF HOUSING BY WARDS: 1950

Ward	All dwelling units by occupancy and tenure					All dwelling units by condition and plumbing facilities			Occupied dwelling units				Contract monthly rent ¹		Value ² of one-dwelling-unit structures	
	Total	Owner occupied	Renter occupied	Vacant non-seasonal not dilap., for rent or sale	Other vacant and non-resident	Number reporting	No private bath or dilap.	No running water or dilap.	Total	Persons per room		Occupied by non-white	Number reporting	Average monthly rent (dollars)	Number reporting	Average value (dollars)
TOTAL	46066	27840	17680	270	276	45089	8921	2889	45520	44993	1465	4427	16546	36.03	21882	8289
1	6573	3196	3269	67	41	6432	1203	310	6465	6397	190	365	3090	42.02	2301	9559
2	6952	4506	2386	28	32	6792	2072	932	6892	6785	351	1260	2192	28.11	3730	5560
3	5847	2943	2836	27	41	5650	1401	499	5779	5704	300	1516	2682	31.51	2356	8875
4	7024	4647	2280	43	54	6909	1146	347	6927	6862	240	556	2102	32.67	3843	7437
5	6427	4388	1976	34	29	6337	646	98	6364	6315	90	394	1868	42.73	3475	10155
6	6624	3394	3137	48	45	6473	1232	260	6531	6471	116	96	2971	38.79	2252	8567
7	6619	4766	1796	23	34	6496	1221	443	6562	6459	178	240	1641	34.40	3925	8805

¹For renter - occupied dwelling units and vacant nonseasonal not dilapidated units, for rent.
²For owner - occupied dwelling units and vacant nonseasonal not dilapidated units, for sale only.

HOUSING—BLOCK STATISTICS

Table 3.—CHARACTERISTICS OF HOUSING FOR WARDS, BY BLOCKS: 1950

[Detailed statistics not shown for blocks containing fewer than 3 dwelling units, nor for dwelling units not allocated by blocks (designated by NR)]

Ward	Block	All dwelling units by occupancy and tenure					All dwelling units by condition and plumbing facilities			Occupied dwelling units			Contract monthly rent ¹		Value ² of one-dwelling-unit structures			
		Total	Owner occupied	Renter occupied	Vacant non-seasonal not dilap. for rent or sale	Other vacant and non-resident	Number reporting	No private bath or dilap.	No running water or dilap.	Total	Persons per room		Number reporting	Average monthly rent (dollars)	Number reporting	Average value (dollars)		
											Number reporting	1.51 or more					Occupied by non-white	
1	PART IN BLOCK AREA A																	
	27	82	57	24	1													
	29	22	15	7														
	30	9	4	5														
	31	5	5															
	32	9	1	8														
	33	20	10	10														
	34	17	8	9														
	35	20	14	6														
	36	8	8															
	37	88	66	17	4	1	85	7		83	82	1	17	45.76	61	7532		
	170	2																
	171	7	6	1														
	172	3	3	1														
	173	4	4															
	174	4	4	1														
	175	6	5	1														
	176	13	8	5														
	177	1																
	178	4	4															
	179	10	9	1														
	182	9	6	3														
	183	6	6															
	184	18	14	4														
	185	33	27	6														
	186	12	11	1														
	187	27	24	3														
	188	12	11	1														
	189	34	25	9														
	190	15	11	4														
	191	13	5	8														
	192	17	9	7		1	17	2		16	16		7	34.28	4	7125		
	193	18	12	6			18			18	18		6	25.00	12	5250		
	194	40	21	17	1	1	40	17	6	38	38	4	21	18.83	14	4531		
	195	30	20	10		1	30	8	2	29	29	2	6	30.88	16	4531		
	196	32	16	16			32	19	2	32	32	2	11	16.93	16	4531		
	197	60	40	20			60	9	1	60	60	2	11	29.61	18	5206		
	198	38	16	21	1		37	4	2	37	37	1	18	34.27	11	6572		
	1	PART IN BLOCK AREA B																
		2	108	54	48	4	2	107	9	1	102	102	1	49	33.02	48	7810	
		3	11	11				13			13	13		2		10	2020	
		5	15	13	2			15			15	15		2		12	2470	
		6	19	9	9	1		19			18	18		10	80.00	4	2625	
		7	28	27	1		1	28			27	27				8	2185	
		8	40	33	7			39			39	39				8	2475	
		127	49	35	14			49			49	49				26	1478	
		128	39	35	4		1	38			38	38		3	66.30	3	2162	
		129	32	25	7		1	31			31	31		6	61.00	5	4750	
		130	34	23	11		1	34	1	1	31	31		3	62.33	21	1514	
		131									34	32		11	65.27	19	1307	
		132	23	11	11		1	22		1	22	22		11	55.18	8	1262	
		133	17	14	3			16		1	17	16		1		12	2341	
		135	9	7	2			9			9	9				6	3083	
		136	31	27	4		1	31			30	30		2		23	1541	
		137	25	6	19			25			25	25		19	53.10	4	1012	
		138	47	25	22		1	47	1	1	46	46		21	50.57	12	1166	
		139	39	28	11			37			39	36		10	53.60	21	1171	
		140	24	16	8			21			24	23		6	55.83	6	1383	
		141	47	22	25			47		2	47	47		24	63.54	6	1716	
		142	52	35	17		1	52			51	51		16	61.00	29	1327	
		143	16	15	1			16			16	16		1		13	1161	
		144	95	47	48			90		2	95	90	1	46	51.26	27	1174	
		145	25	17	8			25			25	25		8	48.25	13	8215	
		146	58	32	26			56			57	56		25	49.04	18	1066	
		147	49	36	13		1	49			48	48		11	46.63	33	1062	
		148	48	25	23		2	48	1		45	45		19	42.26	20	9800	
		149	67	25	42		1	67	11	1	64	64		39	40.17	21	8071	
		150	65	35	30			65			64	64		26	51.92	23	8530	
		151	69	42	27		1	67			68	68		24	42.58	35	9271	
		152	50	38	12			50	6	1	50	50		12	42.41	31	7870	
		153	53	34	19			53			53	53		18	45.00	30	8026	
		154	68	50	18			68	8	4	68	68	1	18	42.50	37	9081	
		155	40	20	20			40			40	40		19	53.68	16	8781	
		156	30	22	8			30			30	30		7	52.85	20	8450	
		157	8	8				8			8	7		1		5	8450	
		158	46	19	26		1	46			45	43		26	40.50	16	8737	
		159	29	19	10			29			29	29		10	33.90	15	1326	
		160	16	5	10		1	16		8	15	15		10	22.70	3	3566	
		161	9	1	8			9			9	9		8	36.75	1		
		162	10	1	9			10			10	10		9	49.00			
		163	58	30	27		1	57			57	57	1	21	37.38	18	8805	
		164	35	25	10			35			35	35		10	44.90	16	7368	
		165	43	25	18			43			43	41		17	46.70	16	7812	
		166	31	25	6			31			31	31		6	38.16	20	7200	
		167	15	8	5		2	15			13	13		3	42.00	6	7833	
		169	27	16	11			27			27	27		10	41.50	12	8841	
		170	31	19	12			31			31	31		12	44.83	15	8666	
		171	35	19	16			35		4	35	35		16	46.56	13	8115	

¹For renter - occupied dwelling units and vacant nonseasonal not dilapidated units, for rent.
²For owner - occupied dwelling units and vacant nonseasonal not dilapidated units, for sale only.

YOUNGSTOWN, OHIO

Table 3.—CHARACTERISTICS OF HOUSING FOR WARDS, BY BLOCKS: 1950—Con.

Ward	Block	All dwelling units by occupancy and tenure					All dwelling units by condition and plumbing facilities			Occupied dwelling units			Contract monthly rent ¹		Value ² of one-dwelling-unit structures	
		Total	Owner occupied	Renter occupied	Vacant non-seasonal not dilap., for rent or sale	Other vacant and non-resident	Number reporting	No private bath or dilap.	No running water or dilap.	Total	Persons per room		Number reporting	Average monthly rent (dollars)	Number reporting	Average value (dollars)
											Number reporting	1.51 or more				
1	172	19	11	8		18	4		19	19		8	3852	8	7062	
	173	20	12	8		20	2		20	20		8	3650	10	8300	
	174	59	27	32		59	10		59	59	2	30	3970	19	7868	
	175	39	9	28	2	39	2		37	37		24	5154	6	8416	
	176	50	31	18	1	50	8		49	49	1	16	4275	26	7380	
	177	36	16	20		36	7	1	36	36	1	20	4855	11	8000	
	178	34	24	9	1	33			33	33		7	3928	15	7826	
	179	64	35	28	1	64	13		63	63	1	28	4100	19	7947	
	180	64	42	22	1	64	13		64	64		20	4380	28	8725	
	181	32	15	17		32	6		32	32		17	5017	9	9833	
	182	50	14	35	1	49	12		49	49	1	36	4891	7	12357	
	183	54	12	41		54	4	1	53	53		40	5500	5	9000	
	184	63	26	33	3	62	2		59	58	1	34	4905	18	11222	
	185	88	21	65	1	88	3		86	86		65	6056	11	8218	
	186	49	35	12	2	49			47	47		12	6241	27	16037	
	187	94	58	36		93	5		94	91	1	30	7013	48	16322	
	188	60	34	25	1	57	2	1	59	59	1	24	5970	27	13370	
	189	46	28	17		46			45	45	1	16	5293	19	13868	
	190	66	23	43		65	1		66	66		42	7309	14	20142	
	229	1														
	285	85	17	65	1	85			82	82	1	58	7387	12	11458	
	286	51	11	40		50			51	51	2	37	7200	2		
	287	45	21	23		45		1	44	42	1	23	5417	10	13230	
	288	60	20	39	1	60	1		59	59		36	4730	7	10214	
	290	24	9	15		24			24	24		14	5157	7	10714	
	291	23	15	7		22	3		22	22	1	7	4128	11	11090	
	292	27	15	12		27	10		27	27		11	4572	8	8125	
	293	21	10	10		20	5		20	19		9	4077	10	9600	
	294	5	3	1		5			4	4		1		3	7333	
	295	1														
	296	3		2	1	3			2	2		2				
	297	64	24	38	2	64	10		62	62		39	5123	12	11041	
	298	19	8	11		19	7		19	18		11	4427	5	12600	
	299	25	12	12		25	3		24	24		11	5272	10	14300	
	300	25	9	16	1	25	2		25	25		15	5880	4	22500	
	302	13	10	3		13			13	13		3	2566	10	8950	
	303	23	11	11	1	22			22	21	10	7	5471	10	10330	
	304	32	15	17		32	2		32	32		17	4188	12	8458	
	305	26	12	14		26			26	26		12	5916	9	7388	
	306	41	15	25	1	41	4		40	40		25	4744	11	8409	
	307	25	12	12		25	5		24	24	2	11	3754	8	6250	
	308	21	9	12		19			21	19		10	3460	6	5916	
	309	5	2	3		5	3	2	5	5	1			2		
	310	2														
	311	2														
	312	75	37	37		69	19	1	74	70		33	3412	25	6020	
	313	58	12	44	2	55	11	1	56	56	1	45	5282	5	15100	
	314	74	26	47		69	14		73	73	2	46	5000	9	9444	
	315	122	55	67	1	122	47		122	120	3	64	4154	28	8003	
	316	109	48	61		109	47	1	109	106		60	3690	30	6766	
	369	1														
	370	69	5	63		67	21		68	66		60	3581	3	5333	
	371	59	5	53	1	55	19		58	54	3	48	3360	1		
	372	65	15	49	1	64	32	13	64	63	4	49	4124	5	8100	
	373	72	17	54		72	40	13	71	71	3	54	3959	7	7571	
	374	36	12	23		36	13	8	35	35	1	24	3920	7	9142	
	375	72	21	50	1	71	33	3	71	70	6	47	3193	14	6221	
	376	115	39	75	1	113	37	1	114	114	3	73	3338	19	5888	
	377	78	25	47	2	74	11		72	71	2	47	4387	12	26541	
	378	36	11	25	4	36	11	9	36	36	3	25	4128	4	11750	
	379	13		13		13	12	12	13	13	2	12	2916			
	380	38	3	33		38	14	14	36	34	1	22	3427	2		
	381	25		24	1	22	8	5	24	23	2	21	4247			
	387	1														
	388	13	2	11		12	1	1	13	12		9	5022			
	389	62	19	41	1	61	15		60	60	1	35	4368	10	19800	
	390	23	9	14		23	4		23	23		13	3892	8	6625	
	391	83	54	29		83	4	2	83	83	6	28	2453	52	4557	
	392	22	16	6		22	12	2	22	22	2	6	2216	13	3792	
	393	39	31	8		39	1	1	39	39	2	8	3162	28	3896	
	394	42	35	7		41	4	1	42	42	1	7	2857	29	3741	
	395	36	25	11		35			36	35	1	10	2900	19	4121	
	396	22	13	9		22	4		22	22		9	4166	9	7333	
	397	105	44	57	1	103	27		101	100	8	53	2864	34	6023	
	398	67	35	32		60	20	2	67	66	1	26	2819	16	4837	
	399	64	25	38		63	32	22	63	63	7	23	1808	21	3961	
	401	25	11	13	1	23	15	10	24	24	2	16	1907	8	4062	
	402	52	17	34	1	42	25	12	51	51	5	32	1831	11	3481	
	403	19	9	10		19	8	2	19	18		10	2590	5	7800	
	404	29	13	16		29	16	1	29	29	3	14	2146	8	2412	
	405	44	26	17		43	8	4	43	43	3	2	2805	19	3921	
	406	47	11	34	2	44	20	6	45	45	5	20	2121	8	8912	
	407	2														
	408	27	2	22	2	26	13		24	24	3	24	3437	1		
	409	57	15	42		52	24	5	57	56	2	41	2385	8	5750	
	410	34	9	25		33	1		34	33	7	21	3152	3	9333	
	411	58	19	39		51	25	21	58	57	9	21	2148	5	3400	

¹For renter - occupied dwelling units and vacant nonseasonal not dilapidated units, for rent.
²For owner - occupied dwelling units and vacant nonseasonal not dilapidated units, for sale only.

HOUSING—BLOCK STATISTICS

Table 3.—CHARACTERISTICS OF HOUSING FOR WARDS, BY BLOCKS: 1950—Con.

Ward	Block	All dwelling units by occupancy and tenure					All dwelling units by condition and plumbing facilities			Occupied dwelling units			Contract monthly rent ¹		Value ² of one-dwelling-unit structures	
		Total	Owner occupied	Renter occupied	Vacant non-seasonal not dilap., for rent or sale	Other vacant and non-resident	Number reporting	No private bath or dilap.	No running water or dilap.	Total	Persons per room		Number reporting	Average monthly rent (dollars)	Number reporting	Average value (dollars)
											Number reporting	1.51 or more				
1	412	37	17	20					37	37	2	15	20	21.85	12	2,316
	413	15	2	13				15	15	1	13	11	20.45	2		
	414	5	1	4				5	5	1	4	4	22.25	1		
	417	5		5				5	5	1	4	5	22.60			
	419	9	2	7				9	9	1	6	6	31.83			
	424	1		1				1	1							
	426	7	2	5				7	7	1	4	4	53.25			
	427	25		25				24	20	2	2	2	35.32			
	428	33	1	32				33	31	4	4	17	26.78			
	429	23		23				23	23	2	2	2	16.85			
	431	6	1	5				6	6	6	6	5	25.20			
	432	30	1	29				30	28	28	30	29	16.51	1		
	444	2		2				2	2	2	2	2				
	445	4	1	3				3	3	2	2	3	31.66			
	454	6		6				6	2	2	2	7	74.00			
	617	35	27	8				34	34			5	64.50	19		
	618	19	16	3				19	19			3	60.00	13		
2	1	32	27	4		1		31	21	9	31	3	29	21.75	25	4,304
	2	4	4					4	3	2	4	4	4		4	3,250
	3	11	6	5		1		10	10	9	10	8	8	15.75	4	4,875
	4	6	5	1				6	6	5	6	6	6		5	2,900
	5	13	8	5				12	8	4	13	8	8	18.37	4	3,250
	6	37	21	16				34	24	13	37	13	13	19.61	16	4,331
	7	8	1	7				8	7		8	7	7	21.42	1	
	8	2		2				2	2		2					
	9	1		1				1	1		1					
	10	3	3					3	3	2	3	1	3		3	2,500
	11	4	3	1				4	4	2	4	4	1		3	4,000
	12	6	3	3				6	6	6	6	6	3	11.00	1	
	13	1		1				1	1		1					
	14	2		2				2	2		2					
	15	3	1	2				3	3	2	3	1	3		1	
	16	1		1				1	1		1					
	17	29	15	14				23	18	11	29	4	21	15.09	12	1,750
	19	4	4					4	4	4	4	4	4		4	2,750
	20	10	8	2				10	9	9	10	9	2		8	4,062
	21	9	5	4				9	9	9	9	2	7	14.50	5	2,580
	22	3	2	1				3	3	2	3	3	1		1	
	23	3	3					3	3		3				1	
	24	17	9	8				17	17	11	17	2	3		3	2,533
	25	2		2				2	2		2	3	6	17.50	6	2,850
	26	95	24	71				93	10	5	95	2	2	69	21	5,761
	38	6	4	2				6	6	6	6	2	2	33.91	4	7,750
	43	52	39	13				49	9	6	52	3	3	44.16	31	6,903
	44	4	4					4	2	2	4				4	2,250
	45	4	1	2				4	2	2	4					
	47	3	3					3	2	1	3				3	3,000
	48	6	3	3				6	6	6	6	4	2		1	
	56	3	1	2				3	3	3	3				1	
	60	3	2	1				3	2	1	3				1	
	62	2		2				2	2		2				2	
	63	2		2				2	2		2					
	64	1		1				1	1		1					
	65	11	8	3				11	11	9	11	1	4	13.33	6	4,083
	68	1		1				1	1		1					
	69	3	3					3	3		3	1			3	5,000
	70	2		2				2	2		2					
	71	3	2	1				3	2		3					
	72	2		2				2	2		2				2	
	73	4	2	1				4	1	1	4					
	74	2		2				2	2		2					
	75	3	2	1				3	3	3	3					
	79	3	1	2				3	3	3	3					
	80	9	8	1				9	9	9	9	2	2		2	
	82	9	7	2				9	7	4	9	2	2		7	3,875
	83	5	4	1				5	3	2	5	2	2		8	3,142
	84	15	14	1				15	8	4	15	1	1		4	2,875
	85	9	8	1				9	6	2	9	3	8		1	3,346
	86	5	3	1				5	5	3	5	1	1		7	3,914
	87	5	4	1	1			5	5	3	5	4	4		3	2,300
	88	5	3	2				5	3	3	5	1	1		3	3,766
	89	3	2	1				3	3	1	3	2	2		2	
	90	3	3					3	3	1	3				2	
	91	2		2				2	2	2	2				2	
	92	16	13	3				16	3	2	16	3	3		2	
	93	31	27	4	1			31	5	3	31	3	5	23.00	13	4,538
	94	10	10					10	10		10	1	4		10	5,400
	95	8	7	1				8	4	2	8	1	1		7	5,400
	96	7	5	2				7	6	4	7	7	2		5	4,142
	97	8	4	4				8	5	5	8	1	1		7	3,620
	98	15	9	6				15	10	8	15	4	6	20.25	3	2,666
	99	5	3	2				5	3	3	5	1	1	22.16	3	3,912
	100	3	1	2				3	1	1	3	2	2		3	4,833
	101	1		1				1	1		1				1	
	102	3	2	1				3	3	3	3	1	1		2	

¹For renter - occupied dwelling units and vacant nonseasonal not dilapidated units, for rent.
²For owner - occupied dwelling units and vacant nonseasonal not dilapidated units, for sale only.

Table 3.—CHARACTERISTICS OF HOUSING FOR WARDS, BY BLOCKS: 1950—Con.

Ward	Block	All dwelling units by occupancy and tenure					All dwelling units by condition and plumbing facilities			Occupied dwelling units			Contract monthly rent ¹		Value ² of one-dwelling-unit structures			
		Total	Owner occupied	Renter occupied	Vacant non-seasonal not dilap., for rent or sale	Other vacant and non-resident	Number reporting	No private bath or dilap.	No running water or dilap.	Total	Persons per room		Number reporting	Average monthly rent (dollars)	Number reporting	Average value (dollars)		
											Number reporting	1.51 or more					Occupied by non-white	
2	103	4	3			1	2	2	2	3	3	1		3	1,333			
	104	1																
	105	42	34	8			42	22	14	42	42	3	40	6	23.50	28	4,096	
	106	11	9	2			11	10	8	11	11	2	9	2		8	3,462	
	107	4	4				4	4	4	4	4	4	4	4		4	2,425	
	108	6	5			1	6	3	2	5	5	5	5	5		5	3,800	
	109	11	9	2			9	8	4	11	11	11	9	2		7	3,400	
	110	10	10				10	8	4	10	10	10	10			10	4,100	
	111	24	18	5		1	23	9	7	23	23	1	18	5	35.00	14	6,457	
	112	85	63	21		1	84	55	37	84	84	9	40	19	25.94	56	4,033	
	113	6	6				6	6	5	6	6		2			3	2,633	
	118	1																
	119	16	9	6		1	16	10	9	15	15	1	7	5	41.60	7	4,328	
	125	3	2	1			3	3	3	3	3		3	1		2	2,238	
	127	4	4				4	4	4	4	4		4	1		4	1,625	
	129	3	2	1			2	2	2	3	2	1	2			1	4,375	
	130	4	4				4	4	4	4	4		4			4	4,000	
	132	3	3				3	3	3	3	3		3	1		2	3,085	
	133	8	7	1			8	7	7	8	8		8	1		7	3,085	
	134	2					2	2	2	2	2		2			2		
	135	1					1	1	1	1	1		1			1		
	136	4	4				4	4	4	4	4		4			4		
	137	20	18	2			20	10	4	20	20	2	4	1		14	5,171	
	138	12	11	1			12	12	1	12	12	1	4	1		11	5,000	
	139	19	18	1			19	11	1	19	19	1	4	1		18	4,788	
	140	11	9	2			11	11	1	11	11		9	2		9	5,244	
	141	4	4				4	4	4	4	4		4			4	4,375	
	142	3	3				3	3	3	3	3		3			3	4,000	
	144	10	9	1			10	6	6	10	10		9	1		9	4,000	
	146	1					1	1	1	1	1		1			1	4,000	
	147	1					1	1	1	1	1		1			1		
	148	1					1	1	1	1	1		1			1		
	149	3	3				3	3	3	3	3		3			3	4,333	
	150	3	3				3	3	3	3	3		3			3	3,333	
	151	11	9	2			11	10	6	11	11	2	2	1		9	3,555	
	152	2	2				2	2	2	2	2		2			2		
	153	6	6			2	6	6	1	4	4		4	1		1	6,800	
	154	5	5				5	5	5	5	5	1	5	2		5	7,333	
	155	8	8				8	8	8	8	8		8			8		
	159	8	6	1		1	7	4	1	7	7		6	1		6	7,416	
	160	4	4				4	4	4	4	4		4			4	6,333	
	161	9	3	6			9	3	3	9	9		3			3		
	162	4	4				4	4	4	4	4		4	6	24.16	2		
	163	75	51	24			70	33	2	74	74	1	4	22	30.54	46	5,163	
	164	22	18	4			22	11	1	22	22		18	4	37.75	16	5,500	
	165	2	2				2	2	2	2	2		2			2		
	166	4	4				4	4	4	4	4		4			4	9,333	
	167	6	6				6	6	6	6	6		6			6	8,500	
	168	18	15	3			17	5	1	18	18		15	3	37.66	11	7,272	
	169	12	10	2			12	2	2	12	12		10	2		6	7,833	
	199	23	19	4			23	5	2	23	23		19	3	39.00	13	6,553	
	200	29	14	15			29	18	11	29	29		15	4	26.40	8	4,550	
	201	33	19	14			33	9	16	33	33	2	15	15	19.92	16	3,837	
	202	20	10	10			20	17	16	20	20		10	3	14.88	6	2,916	
	205	45	27	18		2	43	12	7	44	41		27	16	22.50	22	3,327	
	206	25	14	11			25	14	8	25	25		14	5	20.09	11	3,000	
	207	14	9	5			14	10	7	14	14		9	6	27.40	6	5,700	
	208	28	18	10			28	24	8	28	28		15	14	19.85	8	3,100	
	209	47	28	19	1		45	20	7	46	45		23	15	20.78	15	3,886	
	210	5	5				5	5	5	5	5		5	1		4	6,325	
	211	6	6				6	6	6	6	6		6			6	5,200	
	212	1					1	1	1	1	1		1			1	5,000	
	213	26	23	3			26	9	3	26	26	2	3	2	20.00	11	5,894	
	214	94	80	14	1		94	8	12	93	91	1	11	11	32.81	70	7,770	
	215	8	7	1			8	8	3	8	8		7			7	6,428	
	216	10	8	2			10	7	7	10	10		8	2		7	6,614	
	217	7	7				7	7	7	7	7		7			7	7,285	
	219	1					1	1	1	1	1		1			1		
	220	13	12	1			13	13	13	13	13		12	1		11	6,827	
	221	13	11	2			13	13	13	13	13		11	2		11	8,318	
	222	15	13	2			15	14	2	15	15	1	1	2		11	8,309	
	223	10	8	2		1	10	10	1	10	10		8	1		7	9,071	
	225	10	9	1			10	9	1	10	10		9	1		8	6,787	
	226	19	17	2			19	19	2	19	19		17	2		17	5,676	
	228	7	7				7	7	7	7	7		7			7	7,428	
	229	22	20	2			22	22	2	22	22		20	2		19	7,357	
	230	4	3	1			4	3	3	4	4		3	1	35.45	24	7,091	
	231	8	7	1			8	5	8	8	8		7	1		7	8,642	
	232	1					1	1	1	1	1		1			1		
	233	18	17	1			17	8	1	18	18		17	1		16	6,718	
	234	9	7	2			9	7	1	9	9		7			6	5,266	
	235	7	6	1			7	6	6	7	7		6			7	4,785	
	236	9	8	1			9	8	8	9	9	2	8	3	46.56	6	4,916	
	237	9	8	1			9	8	8	9	9		8		29.50	8	4,900	
	238	14	14				14	14	14	14	14		14		45.16	5	5,960	
	239	15	13	2			15	15	1	15	15	1	1	2		13	7,115	

¹For renter - occupied dwelling units and vacant nonseasonal not dilapidated units, for rent.
²For owner - occupied dwelling units and vacant nonseasonal not dilapidated units, for sale only.

HOUSING—BLOCK STATISTICS

Table 3.—CHARACTERISTICS OF HOUSING FOR WARDS, BY BLOCKS: 1950—Con.

Ward	Block	All dwelling units by occupancy and tenure					All dwelling units by condition and plumbing facilities			Occupied dwelling units				Contract monthly rent ¹		Value ² of one-dwelling-unit structures	
		Total	Owner occupied	Renter occupied	Vacant non-seasonal not dilap., for rent or sale	Other vacant and non-resident	Number reporting	No private bath or dilap.	No running water or dilap.	Total	Persons per room	Occupied by non-white	Number reporting	Average monthly rent (dollars)	Number reporting	Average value (dollars)	
										Number reporting	1.51 or more						
2	240	19	16	3													
	241	7															
	242	8															
	243	14	13														
	244	18	15														
	245	3															
	246	14	12														
	247	9															
	248	9															
	249	17	14														
	250	10	10														
	251	6															
	252	1															
	253	5															
	254	14	12														
	255	8															
	256	10	9														
	257	14	10														
	258	3															
	259	11	8		1	1											
	260	21	18														
	261	48	38														
	262	10															
	263	15	13														
	264	5															
	265	15	12														
	266	16	13														
	267	16	13														
	268	12	12														
	269	25	23														
	270	1															
	271	15	14														
	272	12	11														
	273	12	11														
	278	76	63														
	279	35	23														
	280	7	6														
	281	14	13														
	282	13	10														
	283	7	6														
	284	23	18														
	285	4	3														
	289	2															
	291	15	12														
	292	7	5														
	293	4	3														
	294	11	9														
	295	11	9														
	296	11	10														
	297	7	6														
	298	12	10														
	299	6	6														
	300	11	10														
	301	16	15														
	302	19	16														
	303	8	7														
	304	30	24														
	305	5	4														
	306	12	6														
	307	13	11														
	308	21	17														
	309	9	9														
	310	15	12														
	311	12	6														
	312	35	23														
	313	17	8														
	314	12	5														
	315	29	11														
	316	17	13														
	317	20	12														
	318	28	20														
	319	5	4														
	320	15	10														
	321	36	23														
	322	23	17														
	323	35	16														
	324	16	9														
	325	16	8														
	326	18	13														
	327	36	23														
	328	34	28														
	329	36	27														
	330	39	31														
	331	37	28														
	332	7	6														
	333	4	2														
	334	51	40														
	335	2															

¹For renter - occupied dwelling units and vacant nonseasonal not dilapidated units, for rent.
²For owner - occupied dwelling units and vacant nonseasonal not dilapidated units, for sale only.

Table 3.—CHARACTERISTICS OF HOUSING FOR WARDS, BY BLOCKS: 1950—Con.

Ward	Block	All dwelling units by occupancy and tenure					All dwelling units by condition and plumbing facilities			Occupied dwelling units			Contract monthly rent ¹		Value ² of one-dwelling-unit structures	
		Total	Owner occupied	Renter occupied	Vacant non-seasonal not dilap. for rent or sale	Other vacant and non-resident	Number reporting	No private bath or dilap.	No running water or dilap.	Total	Persons per room		Number reporting	Average monthly rent (dollars)	Number reporting	Average value (dollars)
											Number reporting	1.51 or more				
2	336	3	3													
	337	3	3													
	338	25	18	7												
	339	24	15	9												
	340	36	34	2												
	341	11	9	2												
	342	5	4	1												
	343	30	21	9												
	344	18	13	5												
	345	31	22	8	1											
	346	10	10													
	347	39	28	11												
	348	6	4	2												
	349	23	18	5												
	350	48	26	22												
	351	30	22	8												
	352	85	58	25	1	1										
	353	14	12	2												
	354	37	20	17												
	355	9	5	4												
	356	21	16	5												
	357	24	20	4												
	358	37	26	11												
	359	47	34	12	1											
	360	6	6													
	361	30	13	16	1											
	362	34	21	12	1											
	363	26	13	13	1											
	364	31	17	14												
	365	44	23	20		1										
	366	9	6	3												
	367	73	43	30	1											
	368	39	22	16	1											
	369	46	35	11												
	370	66	39	27												
	371	29	19	10												
	372	59	32	26	1											
	373	51	24	25	1	1										
	374	49	22	27												
	375	58	34	24												
	376	75	24	51												
	377	44	24	20												
	378	60	36	24												
	379	73	37	34	1	1										
	380	45	19	24	2											
	381	56	25	31												
	382	34	11	23												
	383	36	18	16		2										
	384	57	26	31												
	385	2														
	386	12		11												
	387	21	15	16												
	388	10	2	8												
	389	16	5	11												
	390	81	48	33												
	391	40	17	23												
	392	75	40	34		1										
	393	65	47	18												
	394	13	4	9												
	395	36	20	16												
	396															
	397	35	22	11	2											
	398	31	13	18												
	399	66	46	20												
	400	139	70	68	1											
	401	63	36	27												
	402	50	26	24												
	403	45	19	23	2	1										
	404	31	19	12												
	405	24	8	15	1											
	406	16	9	6		1										
	407	43	24	17	1	1										
	408	97	52	45												
	409	108	75	33												
	410	76	54	22												
	411	25	17	8												
	412	28	11	11	1											
	413	24	13	11												
	414	33	25	8												
	415	15	14			1										
	416	17	15	2												
	417	30	22	8												
	418	28	24	4												
	419	28	21	6		1										
	420	21	11	10												
	421	2														
	422	5	5													
	424	5	5													

¹For renter - occupied dwelling units and vacant nonseasonal not dilapidated units, for rent.
²For owner - occupied dwelling units and vacant nonseasonal not dilapidated units, for sale only.

HOUSING—BLOCK STATISTICS

Table 3.—CHARACTERISTICS OF HOUSING FOR WARDS, BY BLOCKS: 1950—Con.

Ward	Block	All dwelling units by occupancy and tenure					All dwelling units by condition and plumbing facilities			Occupied dwelling units				Contract monthly rent ¹		Value ² of one-dwelling-unit structures		
		Total	Owner occupied	Renter occupied	Vacant non-seasonal not dilap. for rent or sale	Other vacant and non-resident	Number reporting	No private bath or dilap.	No running water or dilap.	Total	Persons per room		Occupied by non-white	Number reporting	Average monthly rent (dollars)	Number reporting	Average value (dollars)	
											Number reporting	1.51 or more						
2	425	7	6	1					7	7								
	426	9	8	1					9	9								
	427	5	4	1					5	5								
	428	54	34	20					55	5	1							
	429	4	2	2					4	4	2							
	430	2							2	2								
	431	23	15	8					23	23								
	432	6	5	1					6	6								
	433	12	7	5					12	12								
	434	18	13	4	1				18	17	1							
	435	9	3	6					9	9								
	436	1							1	1								
	437	40	10	30					40	39	5	30						
	438	7	4	3					7	7	1							
	439	2							2	2								
	444	12	7	5					12	12								
	445	35	2	33					35	34	1	9						
	446	24	3	20					24	23	4	16						
	447	2				1			2	2								
	448	22	7	15					22	21	4	3						
	449	19	11	8					19	19	2	12						
	450	19	8	11					19	19	1	3						
	451	6	4	2					6	6								
	452	3	2	1					3	3								
	454	18	1	17					18	18								
	455	9	7	2					9	9		16						
	3	9	20	19					20	19								
		10	22	18					22	21								
		11	20	18	3		1		21	21								
		12	20	16	3	2			20	18								
		13	56	35	21		1		56	56								
		14	17	10	7				17	17								
		16	33	19	14				33	33								
		17	29	20	9				29	29								
		18	7	7					7	7								
19		7	5	2				7	7									
20		27	21	6				27	27									
21		38	22	14				38	36									
22		10	8	2		2		10	10									
23		7	7					7	7									
24		23	18	5				23	23									
25		41	18	23				41	41									
77		31	1	30				31	31									
78		58	24	33				58	57									
79		79	36	43		1		79	79									
80		24	6	18				24	24									
81		40	28	12				40	40									
82		8	7	1				8	8									
83		39	28	11				39	38									
84		20	12	7				20	19									
85		10	6	3		1		10	10									
88		2				1		2	2									
89		2						2	2									
90		11	8	3				11	11									
92		3	3					3	3									
93		9	4	4		1		9	9									
94		1						1	1									
95		14	9	5				14	14									
96		13	12	1				13	13									
97		20	13	6		1		20	19									
98		15	14	1				15	15									
99		4	4					4	4									
101		8	8					8	8									
102		33	26	7				33	33									
103		18	13	5				18	18									
104		47	31	14		2		47	45									
105		57	36	19		1		57	55									
106		41	38	2		1		41	40									
107		27	25	2				27	27									
108		2						2	2									
109		3	3					3	3									
110		25	20	3		2		25	23									
111		30	26	4				30	30									
112		6	5	1				6	6									
113		4	3	1				4	4									
114		32	27	5				32	32									
115	33	33					33	33										
116	11	11					11	11										
117	8	8					8	8										
118	25	23	1		1		25	24										
119	2						2	2										
120	1						1	1										
121	12	12					12	12										
122	28	24	2	1	1		28	26										

¹For renter - occupied dwelling units and vacant nonseasonal not dilapidated units, for rent.
²For owner - occupied dwelling units and vacant nonseasonal not dilapidated units, for sale only.

Table 3.—CHARACTERISTICS OF HOUSING FOR WARDS, BY BLOCKS: 1950—Con.

Ward	Block	All dwelling units by occupancy and tenure					All dwelling units by condition and plumbing facilities			Occupied dwelling units			Contract monthly rent ¹		Value ² of one-dwelling-unit structures	
		Total	Owner occupied	Renter occupied	Vacant non-seasonal not dilap. for rent or sale	Other vacant and non-resident	Number reporting	No private bath or dilap.	No running water or dilap.	Total	Persons per room		Number reporting	Average monthly rent (dollars)	Number reporting	Average value (dollars)
											Number reporting	1.51 or more				
3	123	27	22	4	1	25			26	25						
	124	26	26			25			26	25						19,500
	125	24	21	2		23			23	23	1			26	21,423	
	126	24	21	2		24			24	24				21	22,095	
	191	24	7	15	1	20	1	1	20	20				19	23,842	
	192	36	22	14		34	4	1	36	34				8	22,850	
	193	24	18	6		24	4	1	24	24				15	20,466	
	194	34	25	9		34	7		34	34				15	12,266	
	195	46	26	19	1	46	4		46	44				19	14,315	
	196	43	29	14		41	4		43	40	1			25	13,300	
																10,954
	197	19	16	3		19			19	18				3	3733	8,384
	198	28	19	9		28	4		28	27				3	4644	8,400
	199	17	13	4		16	1		17	17	1			4	4000	6,777
	200	14	7	7		11	1		14	13			1	5	4100	7,416
	201	1														
	202	11	11			11			11	11						
	203	20	13	7		20			20	20						
	204	30	21	6	1	30	3		27	27				5	6340	12,181
	205	4	4			4			4	4				6	5323	12,909
	206	3	1	2		3			3	3				1		10,775
																7,125
	207	15	12	3		15			15	15						
	208	26	24	2		26			26	26						
	209	23	14	9		23	2		23	23						
	210	33	18	15		32	7	1	33	30						
	211	23	14	9		23	3		23	23				1	4378	13,922
	212	32	22	9		30	3		31	29						
	213	29	20	9		29	8		29	27	2					
	214	18	16	2		17	3		18	16						
	215	24	16	8		23	6		24	24						
	216	24	21	3		23	1	1	24	24						
	217	24	17	7		21	4		24	24				7	4657	8,454
	218	28	20	8		28	4		28	28				8	3650	6,327
	219	29	23	5		29			29	28				6	4000	8,500
	220	19	19		1	18			19	19						
	221	11	11			11			11	11						
	222	11	10	1		11	1	1	11	11	1					
	223	49	42	7		49	1	1	49	49						
	224	19	9	10		19	6		19	19				1	2480	4,035
	225	18	15	3		18	4		18	18						
	226	20	18	2		20	2		20	20						
	227	18	14	4		18	4		18	18						
	228	43	31	11	1	42	15	1	42	40				5	1073	8,500
	229	30	22	7		30	3	2	29	29	3					
	230	22	18	3	1	22	2		21	21	1					
	231	9	6	3		9	2		9	9						
	232	21	16	5		21	7		21	21	1					
	233	28	18	8		27	7		26	26						
	234	21	15	6		21	4	1	21	21	1					
	235	18	15	3		18	4		18	18						
	236	5	4	1		5	2		5	5						
	237															
	238	5	5			5	2		5	5						
	239	7	5	2		7	3		7	7						
	240	25	19	6		24	5		25	24						
	241	40	15	25		39	13	9	40	40	5					
	242	19	12	7		19	4		19	19						
	243	36	26	10		34	15	2	36	35	1			10	3040	5,313
	244	27	20	7		27	4		27	27	3			9	2583	3,746
	245	35	21	14		35	6	3	35	35	1			14	2900	6,556
	246	20	2	17		19	2		19	19						
	247	30	22	8	1	27	6		30	30				17	2600	4,000
	248	29	19	10		28	6		29	28						
	249	28	20	8		28	8		28	28						
	250	18	9	9		17	8		18	16						
	251	20	9	11		20	6	3	20	20						
	252	8	5	3		8	4		8	8						
	253	21	11	10		20	8	6	21	20						
	254	65	34	31		65	33	3	65	65	5					
	255	13	7	6		12	4		13	13						
	256	392	392			368	3	3	392	388						
	257	9	9			8			9	8	1					
	258	21	19	2		21	1		21	19						
	259	20	17	3		20	1		20	20						
	260	19	15	4		19	1		19	19						
	261	15	14	1		15			15	15						
	262	22	20	2		22	3		22	22						
	263	20	11	9		20	8	2	20	17						
	264	27	19	8		27	11		27	27						
	265	26	15	11		26	13	7	26	26						
	266	32	20	12		32	8		32	32						
	267	27	22	5		26	8	5	27	27						
	268	28	15	13		28			28	28						
	269	24	17	7		24	4		24	24						
	270	40	13	26	1	39	4		39	38						
	271	44	20	23		44	7		43	43						
	272	34	22	12		34	12	6	34	34						
	273	24	9	14		22	4	1	23	22						
	274	46	16	30		46	22	7	46	46						

¹For renter - occupied dwelling units and vacant nonseasonal not dilapidated units, for rent.
²For owner - occupied dwelling units and vacant nonseasonal not dilapidated units, for sale only.

HOUSING—BLOCK STATISTICS

Table 3.—CHARACTERISTICS OF HOUSING FOR WARDS, BY BLOCKS: 1950—Con.

Ward	Block	All dwelling units by occupancy and tenure					All dwelling units by condition and plumbing facilities			Occupied dwelling units			Contract monthly rent ¹		Value ² of one-dwelling-unit structures		
		Total	Owner occupied	Renter occupied	Vacant non-seasonal not dilap., for rent or sale	Other vacant and non-resident	Number reporting	No private bath or dilap.	No running water or dilap.	Total	Persons per room		Occupied by non-white	Number reporting	Average monthly rent (dollars)	Number reporting	Average value (dollars)
											Number reporting	1.51 or more					
4	540	28	24	4		28	2		28	28			4	42.25	19	9,368	
	541	17	16	1		17			17	17			1		15	7,533	
	542	43	37	6		42	10	1	43	42	2		4	27.00	32	7,300	
	543	8	8			7			8	8					7	5,428	
	544	29	23	6		28	2		29	28			6	33.66	17	11,441	
	545	25	22	3		25	1		25	25	1		2		22	6,250	
	546	30	16	14		27	7	7	30	30			13	34.23	15	6,700	
	547	67	49	18		67	7	3	67	67	3		17	34.88	48	7,687	
	548	37	28	9		37	3		37	36	2		9	31.77	27	8,092	
	549	33	30	3		33			33	33			3	32.33	28	8,500	
	550	29	23	6		29			29	29			5	56.80	22	8,409	
	551	38	30	8		38	2	2	38	38	1		8	44.75	29	8,937	
	552	34	30	4		34			34	34			4	44.50	28	8,982	
	553	54	36	18		54			54	54	1		15	40.60	32	8,765	
	554	47	34	13		47			47	47	2		9	42.00	30	8,003	
	555	35	22	13		35			35	35	3		12	31.50	16	9,218	
	556	32	22	10		32	4		32	32			10	38.60	18	8,816	
	557	25	14	11		25	1		25	25		1	11	38.54	14	8,250	
	558	11	9	2		11			11	11			2		8	7,437	
	559	21	17	4		21	3		21	21			4	39.50	13	8,461	
	560	30	18	12		30	8		30	30	2		10	34.20	11	6,300	
	561	40	18	22		40	7		40	40			20	35.45	9	8,555	
	562	25	20	5		25	3		25	25			4	33.75	15	8,833	
	563	88	50	38		88	16	3	88	88	2		35	36.62	31	7,738	
	564	8	5	3		8			8	8			3	40.00	5	8,900	
	565	9	8	1		9	2		9	9			1		7	11,771	
	566	142	114	28		142	20		142	140	2		21	44.61	94	8,194	
	567	71	55	14	2	71	4		69	69			14	54.78	44	8,825	
	568	70	53	16		68	4	1	69	69	1		14	33.14	44	8,759	
	569	151	113	37	1	148	16	14	150	150	1		33	39.75	93	7,532	
	570	20	14	5	1	20	3		19	19			4	38.50	13	9,000	
	571	38	30	7	1	38	3		37	37			7	37.14	29	9,672	
	572	35	23	8		35	5		31	31	1		8	43.87	22	7,504	
	573	53	42	9	2	53	4	1	51	50	2		7	38.28	35	9,071	
	574	32	27	5		32			32	32			5	36.00	25	6,824	
	575	13	12			12			12	11					11	8,372	
	576	26	18	7	1	26	2		25	24			5	36.20	11	8,154	
	577	85	63	18	3	85	9	2	81	80	3		17	37.41	56	7,048	
	578	71	50	20	1	71	10		70	66	1		15	44.33	38	8,047	
	579	55	49	6		54			55	52			5	33.40	47	8,795	
	580	25	21	4		25	2		25	25			3	58.33	20	9,415	
	581	24	19		5	24			19	19					24	10,154	
	583	2															
	584	1															
	585	2															
	586	3				3			3	3					3	9,166	
	587	1															
	589	6				6	2	2	6	6	1				6	8,916	
	594	68	52	12		67	6	1	64	63	1		9	62.77	47	10,531	
	595	20	14	6		19	2	2	20	18			6	27.33	11	9,727	
	596	4	3	1		4			4	4			1		2		
	597	3	2	1		3	2	2	3	3			1		1		
	598	25	18	3	1	23	1	1	21	21			3	65.00	17	9,158	
	599	29	8	1		9			9	9			1		7	8,285	
	600	24	24			24			24	24					24	9,812	
	601	27	27			26			27	27	1				27	9,977	
	602	40	36	4		39	6	2	40	29	1		3	30.33	30	9,613	
	603	19	13			19			13	13					13	10,746	
	604	9	9			9			9	9					9	10,722	
	605	37	26	10		37	5	2	36	36	2		7	26.42	22	9,818	
	606	12	11			11			11	11					11	19,136	
	607	16	14	1	1	16			15	15			1		14	15,214	
	608	5	5			5			5	5					5	12,700	
	611	2															
	613	5	4	1		5	1	1	5	5			1		3	12,500	
	615	1				1			1	1			1		1		
	616	36	29	7		36	11	5	36	36	1		5	51.00	25	8,728	
4	PART IN BLOCK AREA C																
	1	3		3		3	1	1	3	3	1		1	3	21.33		
	2	15	3	12		15	5	3	15	15	3		15	11	24.00	3	4,833
	3	4		4		4	2	2	4	4			4	4	15.00		
	4	48	17	31		48	23	12	48	48			14	25	29.68	10	5,100
	5	21	11	10		21	12	11	21	20			6	9	19.55	11	4,600
	6	6	6			6			6	6				6	33.00		
	7	24	7	15	1	24	2	2	22	22			15	33.06	6	6,666	
	8	34	8	26		34	7		34	34			25	30.48	4	4,925	
	10												1				
	11	28	10	15		27	16	10	25	24	2		10	15	19.33	3	4,333
	13	63	40	21	2	63	22	4	61	61	4		32	22	24.40	35	3,897
	14	71	28	42		69	46	22	70	70	10		50	42	18.07	23	4,300
	15	43	17	25	1	41	30	21	42	42	7		35	25	20.84	13	3,576
	16	5	5			5			5	5					5	4,300	
	17	15	10	5		15	2		15	15			10	5	28.40	10	4,870
	18	22	14	8		22	9	5	22	22	2		17	8	25.62	10	3,650
	19	32	24	7	1	31	7	1	31	30			19	7	33.14	16	4,143
	20	53	37	15	1	53	17	11	52	52	4		27	14	25.21	31	4,374

¹For renter-occupied dwelling units and vacant nonseasonal not dilapidated units, for rent.
²For owner-occupied dwelling units and vacant nonseasonal not dilapidated units, for sale only.

HOUSING—BLOCK STATISTICS

Table 3.—CHARACTERISTICS OF HOUSING FOR WARDS, BY BLOCKS: 1950—Con.

Ward	Block	All dwelling units by occupancy and tenure					All dwelling units by condition and plumbing facilities			Occupied dwelling units			Contract monthly rent ¹		Value ² of one-dwelling-unit structures	
		Total	Owner occupied	Renter occupied	Vacant non-seasonal not dilap., for rent or sale	Other vacant and non-resident	Number reporting	No private bath or dilap.	No running water or dilap.	Total	Persons per room		Number reporting	Average monthly rent (dollars)	Number reporting	Average value (dollars)
											Number reporting	1.51 or more				
5	226	43	32	11		43	4		43	43		11	44.27	27	9370	
	227	32	27	5		31	1		32	31		5	38.40	21	9666	
	228	29	23	6		28	3		29	29		6	51.16	17	9917	
	229	29	22	7		29	1	1	29	29	1	6	36.50	19	9052	
	230	6	6	1		7			7	7		1		5	24000	
	231	4	2	2		4			4	4		2		4	26250	
	232	8	6	2		8			8	8		1		12	24916	
	233	16	12	4		16	2	2	16	16		4	41.25	15	10686	
	234	18	15	2		18			18	18		2		26	9473	
	235	48	35	13		47			48	48		11	39.90			
	236	11	5	6		11			11	11		6	54.16	4	8750	
	237	39	31	7	1	37	4	1	38	37		3	46.87	25	9616	
	238	46	33	13		46	12		46	46		13	41.75	19	8631	
	239	40	26	11	1	40	6		37	37		10	44.30	17	8741	
	240	8	6	2		8			8	8	2	2		4	8000	
	241	15	9	6		14	2		15	15		5	41.00	5	8000	
	242	48	30	18		48	3		48	47		18	44.11	23	8869	
	243	35	21	12		34	12	2	33	33		11	45.18	14	8500	
	244	11	6	4		11	1		10	10		4	78.50	5	18600	
	245	19	10	9		19		1	19	19		9	49.44	10	11650	
	246	16	12	3	1	16			15	15		2		11	12200	
	247	18	11	7		18			18	18		7	61.14	10	14000	
	248	12	9	3		12			12	12		3	79.66	9	16055	
	249	14	14			14			14	14				14	15757	
	250	14	13	1		13			14	14		1		11	33181	
	255	3	2	1		3		2	3	3		1		2		
	256	1				1										
	257	2				2		2	2	2				6	19500	
	259	6	6			6		2	6	6				13	17515	
	263	13	13			13			13	13						
	264	34	33	1		34	3	2	34	34	1	1		31	13219	
	265	45	32	13		44	9	6	45	44	2	1	44.44	25	9612	
	266	27	17	8	1	27	8	2	25	25		5	53.60	15	9766	
	267	20	20	4		20			20	20		3	58.33	14	13392	
	268	22	16	2		22			22	22		1		19	11947	
	269	25	24		1	25	2		24	24		2		23	12700	
	270	22	19	3		22			22	22		3	51.66	19	10821	
	271	20	20			20		1	20	20				20	10825	
	272	42	38	4		42	1	1	42	42	2	4	53.00	37	11486	
	273	42	41	1		40			42	40		4		40	10545	
	274	43	43			42			43	43				39	10210	
	275	43	41	2		43			43	43		2		41	12841	
	276	19	19			19			19	19				19	16415	
	277	9	8	1		8			9	8		1		6	23166	
	278	75	61	13	1	75	3	2	74	74		11	46.27	53	11222	
	279	20	15	4		20	2		19	19		4	40.75	14	9214	
	280	39	29	9	1	39	5		38	38		10	45.50	23	8391	
	281	44	34	10		44	8	1	44	44		8	39.62	24	10175	
	282	49	32	17		49	4		49	49		16	48.93	26	9903	
	283	39	26	12		39			38	38		12	39.91	25	16396	
	284	10	10			10			10	10				10	29200	
	285	21	19	2		21			21	21		2		17	15882	
	286	35	32	3		35	2		35	35		3	51.66	29	12948	
	287	42	32	10		42			42	42		9	50.88	30	12273	
	288	38	30	8		37	1	1	38	35		7	47.00	22	9218	
	289	47	33	14		46	1		47	45		13	44.69	25	8120	
	290	42	29	13		42	1		42	42		11	37.81	21	10314	
	291	13	2	11		13			13	13		15		43	6913	
	292	68	50	18		66	5		68	66	1	12	41.46	23	6065	
	293	44	30	14		44	3	1	44	44	4	1	47.41			
	294	80	46	34		74	17	2	80	80	2	30	35.63	35	6637	
	295	67	54	13		66	2		67	67	1	13	32.07	51	7401	
	296	50	35	15		50	5		50	50		15	35.26	30	6176	
	297	58	31	23	4	58	13		54	54	1	26	38.96	22	5881	
	298	48	29	19		48	4		48	47	1	17	47.47	23	9400	
	299	8	2	5		8			7	7		5	37.00	1		
	300	35	22	11	2	35	4		33	33		12	32.00	18	7033	
	301	27	18	8	2	26	1		26	25	2	7	47.28	12	5416	
	302	63	41	20	1	62	9	5	61	60		19	37.73	27	8351	
	303	59	44	15		57	2		59	58		12	51.41	34	11791	
	379	51	29	22		49	3	1	51	50		19	41.31	16	11575	
	380	45	18	25	2	45	3		43	43		26	39.88	12	8000	
	381	26	13	13		25	4		26	26		12	42.66	8	9362	
	382	19	11	8		19	2		19	19		8	46.00	8	10875	
	383	21	14	7		20	1	1	21	21		8	38.66	11	10545	
	384	15	10	5		14			15	15		5	40.80	8	11312	
	385	31	25	6		27			31	30		6	33.83	17	11941	
	386	24	20	4		24			24	24		4	56.75	15	15966	
	387	27	22	4		27			27	27		7	47.00	18	7822	
	388	22	14	8		21	2		22	21		4	36.71	10	8000	
	389	21	8	13		19			21	21		12	42.83	3	7666	
	390	25	20	5		25			25	25		4	35.00	17	11000	
	391	25	23	2		25		1	25	25		2		15	13166	
	392	17	12	5		17			17	17		5	38.00	11	5954	
	394	4	3			4			4	4		1				
	395	9	5	3		9			9	9		2		4	11625	
	396	15	7	8		15			15	15		7	46.42	6	7583	

¹For renter - occupied dwelling units and vacant nonseasonal not dilapidated units, for rent.
²For owner - occupied dwelling units and vacant nonseasonal not dilapidated units, for sale only.

YOUNGSTOWN, OHIO

Table 3A-CHARACTERISTICS OF HOUSING FOR WARDS, BY BLOCKS: 1950—Con.

Table with 14 columns: Ward, Block, and various housing characteristics including occupancy, condition, value, and rent. The table is organized into two main sections for Ward 5 and Ward 6, with sub-sections for different block ranges. Each row represents a specific block and contains numerical data for various metrics such as total units, owner-occupied units, vacant units, and average monthly rent.

1For renter-occupied dwelling units and vacant nonseasonal not dilapidated units, for rent. 2For owner-occupied dwelling units and vacant nonseasonal not dilapidated units, for sale only.

HOUSING—BLOCK STATISTICS

Table 3.—CHARACTERISTICS OF HOUSING FOR WARDS, BY BLOCKS: 1950—Con.

Ward	Block	All dwelling units by occupancy and tenure					All dwelling units by condition and plumbing facilities			Occupied dwelling units			Contract monthly rent ¹		Value ² of one-dwelling-unit structures	
		Total	Owner occupied	Renter occupied	Vacant non-seasonal not dilap., for rent or sale	Other vacant and non-resident	Number reporting	No private bath or dilap.	No running water or dilap.	Total	Persons per room		Number reporting	Average monthly rent (dollars)	Number reporting	Average value (dollars)
											Number reporting	1.51 or more				
6	130	74	31	43		72	12		74	74	2	42	39.28	20	7,700	
	131	93	41	51		92	31	1	92	92	2	50	41.44	21	6,890	
	132	34	13	20	1	34	4		33	33	3	19	31.68	9	5,188	
	133	56	23	32	1	56	13	6	55	55	1	30	32.73	13	5,769	
	134	47	20	26		46	13	9	46	46		23	28.34	13	5,038	
	135	61	15	46		61	19		61	61		43	29.48	29	5,355	
	136	72	39	32		72	13	6	71	71	2	31	35.58	29	5,244	
	137	50	30	20		48	8		50	50	2	20	32.75	17	5,511	
	138	82	39	38	5	79	22	2	77	76	2	41	35.48	28	6,142	
	156	80	47	33		79	25		80	80	1	30	36.60	29	7,737	
	157	58	31	26		57	4	1	57	56	1	25	32.96	24	5,654	
	158	67	27	35	4	64	6	2	62	62	1	35	67.90	22	6,790	
	159	48	16	32		48	10	3	48	48	3	28	32.71	11	5,227	
	160	42	21	21		42	7	1	42	41	1	20	38.30	14	5,842	
	161	43	18	25		42	20	2	43	43	2	24	35.20	9	7,366	
	162	80	41	39		79	17	1	80	79	1	33	41.06	23	8,546	
	163	67	39	27		67	16		66	66	2	26	37.84	27	7,193	
	164	40	24	16	1	40	7		40	40	1	15	34.26	16	7,375	
	165	44	26	18		44	16		44	44		17	36.76	16	8,043	
	180	15	13	2		15	2		15	15		1		11	9,527	
	183	40	24	16		40	10		40	39		15	49.66	15	8,600	
	184	35	25	10		34	3	1	35	33		10	40.90	18	7,861	
	185	81	43	37	1	79	23	2	80	79	2	39	39.91	28	9,216	
	186	83	41	42		79	26	2	83	81		35	46.91	19	10,615	
	187	31	15	16		29	4		31	26		16	49.56	10	9,700	
	188	18	11	6	1	16	2		17	15		6	46.25	9	9,500	
	189	91	53	38		82	4		91	85		36	46.86	29	9,879	
	190	57	41	16		57	4		57	57		36	43.86	36	7,341	
	191	57	41	16	2	57	16		57	55		35	42.87	31	9,516	
	192	55	24	29		55	11		53	53	2	27	36.55	10	6,810	
	193	56	24	31		55	9	1	55	55	1	30	46.76	20	7,385	
	194	47	19	28		47	4		47	45		27	44.48	10	8,130	
	195	35	19	16	1	35	3		35	35		15	44.13	11	10,045	
	196	62	44	18	2	62	6		63	62		46	44.02	8	7,837	
	197	66	44	22		66	5		60	60	1	44	45.61	9	8,500	
	198	68	45	23	2	68	14		85	82	1	52	42.67	12	8,150	
	199	72	51	21	1	71	19	1	71	71	1	46	42.15	8	6,500	
	200	77	44	33	1	74	16		76	75	3	32	41.46	23	7,934	
	201	23	13	10		20	4		23	22	1	10	43.20	4	10,125	
	202	28	14	13	1	28	4	1	27	27	1	13	39.38	7	9,285	
	203	20	11	9		19	2		20	20		9	42.55	6	7,150	
	204	21	14	7	1	20	1		20	20	1	16	40.12	11	7,045	
	205	60	24	36	1	60	16		57	56		33	40.81	15	6,986	
	206	66	45	21	2	66	17		66	66	2	39	35.02	27	5,792	
	207	116	50	66	3	111	42	2	111	110	1	60	40.08	30	8,560	
	208	75	34	41		74	7		74	74		48	45.70	16	8,450	
	304	37	23	14	1	37	14		50	50	1	27	57.00	16	13,375	
	305	37	17	19		37	14		36	36		18	45.38	10	10,600	
	306	83	34	46	2	81	11	1	80	79	3	42	40.09	20	7,800	
	307	2														
	372	10	6	4		10	4		10	10		4	53.75	4	9,075	
	373	74	44	30		73	7	1	74	73		26	39.46	35	7,468	
	374	35	19	15		35	3		34	34	1	13	43.46	13	10,138	
	375	35	27	8		35	2		35	35		7	50.85	25	9,900	
	376	50	24	25	1	50	12	1	49	49		21	38.23	15	7,113	
	377	2														
	378	27	15	12		26	3		27	27		11	58.09	9	11,588	
	448	18	15	3		18	3		18	18	2	2		9	12,977	
	449	22	11	10	1	22	6		21	21		11	57.90	7	11,285	
	450	19	13	6		19	6		19	19		6	44.50	10	11,050	
	451	18	10	6	1	18	2		16	16		7	61.85	8	12,500	
	452	34	19	14		34	3		33	33		15	52.40	6	12,166	
	453	57	27	30	1	57	2		57	57		28	55.28	17	14,088	
	454	3	2	1		3			3	3		1				
	455	38	14	24		38	3		38	38		22	59.22	10	15,700	
	456	34	17	17		34	3		34	34		17	55.17	8	15,000	
	457	38	12	26		38	3		38	37		25	53.88	9	15,833	
	458	15	9	6		15	2		15	15		5	52.00	6	12,666	
	459	41	27	14		38	1		41	39		13	41.46	19	10,236	
	460	25	15	9		25	3		24	24		9	44.22	10	10,000	
	461	24	18	5		24	1	1	23	23		5	48.00	13	9,692	
	462	32	25	7		32	3		32	32		7	50.28	20	9,600	
	463	19	13	6		19	1		19	19		6	47.33	9	9,555	
	464	40	34	6		40	3		40	38	3	4	30.50	1		
	465	28	25	2		28	2		27	27		2		25	10,072	
	466	59	50	9	1	58	6		59	58		8	52.87	36	11,113	
	468	1														
	469	51	35	16		51	3		51	51		15	55.26	23	9,695	
	470	57	36	21		57	3		57	57		20	45.30	28	9,964	
	471	49	35	14		47			49	47		11	51.72	31	10,767	
	475	44	31	13		44	2		44	44	1	12	41.58	23	10,652	
	476	48	39	9		48	3		48	48		8	47.25	33	11,030	
	477	47	32	15		47	3		47	47	1	14	58.78	21	11,785	
	478	9	8	1		9			9	9		1		7	10,714	
	479	21	15	6		21	1		21	21		6	42.50	10	11,400	
	481	20	16	4		20	1		20	20		2		12	10,800	
	482	19	14	5		19	1		19	19		4	64.00	9	9,277	

¹For renter - occupied dwelling units and vacant nonseasonal not dilapidated units, for rent.
²For owner - occupied dwelling units and vacant nonseasonal not dilapidated units, for sale only.

Table 3.—CHARACTERISTICS OF HOUSING FOR WARDS, BY BLOCKS: 1950—Con.

Ward	Block	All dwelling units by occupancy and tenure					All dwelling units by condition and plumbing facilities			Occupied dwelling units			Contract monthly rent ¹		Value ² of one-dwelling-unit structures			
		Total	Owner occupied	Renter occupied	Vacant non-seasonal not dilap., for rent or sale	Other vacant and non-resident	Number reporting	No private bath or dilap.	No running water or dilap.	Total	Persons per room		Number reporting	Average monthly rent (dollars)	Number reporting	Average value (dollars)		
											Number reporting	1.51 or more					Occupied by non-white	
6	483	17	11	5	1	1	17	3	1	16	16		5	39.00	9	9,966		
	484	95	69	24			93	6		93	22		19	53.31	55	13,200		
	485	22	17	5			23			23	28		6	63.16				
	486	28	22	6			28			28	28		5	68.00	14	18,571		
	487	14	14				14			14	14				9	14,833		
	488	17	14	3			17			17	17		3	100.00	8	17,500		
	489	23	22	1			23			23	23		1		17	17,411		
	490	10	10				10			10	10				7	17,000		
	491	7	6	1			7	1		7	7				5	12,800		
	492	1	1				1			1	14				13	12,730		
	493	14	13	1			14			14	14							
	494	22	17	5			22			22	22			4	33.25	15	11,100	
	495	20	12	7	1		20			19	19			7	45.71	9	11,666	
	496	22	12	7	2		22			22	22			21	45.00	38	9,621	
	497	20	15	5			20			19	19			14	52.50	31	10,606	
	498	58	39	18	1		56			57	57	1		10	51.10	30	10,533	
	499	53	39	14			53			53	53			24	60.33	23	11,182	
	500	59	32	26	1		59			58	58	1		4	45.00	12	2,808	
	501	22	17	4		1	19			21	21			3	45.33	14	2,800	
	502	21	18	3			19			21	21			9	45.33	18	4,511	
	503	39	26	10		3	37		4	36	36			13	43.61	16	3,762	
	504	54	36	15	1	2	50			51	51	2		13	45.23	22	2,522	
	505	61	46	15			54			55	55	1		5	43.00	26	10,019	
	506	35	30	5			34			35	35			11	44.54	24	11,104	
	507	44	31	12		1	43		3	43	42			8	45.25	23	10,717	
	508	34	25	9			33			34	34			7	39.00	20	10,200	
	509	33	25	8			33		6	33	33			8	41.50	23	10,217	
	510	34	25	9			33		3	34	33			12	44.25	17	9,941	
	511	37	23	14			35		3	37	37			5	43.00	7	8,928	
	512	21	14	7			21			21	21			17	19.11			
	513	28	19	9		1	20	15	7	19	19	4	6	17				
	7	67	5	5			5		5	5	5			5	30.20	3	3,166	
		72	16	4	11		16	16	16	15	15	2	10	11	32.90	3	3,166	
		74	48	11	37		48	48	45	48	48	8		26	19.74	3	3,833	
		75	30	1	28		27	26	26	29	29	3		37	17.85	1		
		76	12	12			12	12	11	12	12			12	21.00			
		77	72	10	54		72	68	63	64	64	5	23	53	17.58	8	3,187	
		78	52	38	14		52	14	9	52	52	8	18	14	23.85	27	4,529	
		79	130	49	79		126	74	3	128	123	18	56	76	20.73	39	4,269	
		80	30	19	11		30			30	30		1	9	26.55	17	4,882	
		81	13	10	3		13	3	1	13	11	1	3	3	20.33	10	5,600	
		82	15	10	5		15	1		15	14		1	5	28.00	9	4,800	
		83	30	8	22		28	23	22	30	30	2	22	22	27.36	8	5,775	
		84	83	51	30	1	1	81	54	47	81	80	4	3	29	25.34	42	6,745
		85	47	4	43		44	43	40	47	47	2	4	42	16.85	3	5,000	
86		21	4	17		21	20	20	21	21	5	10	17	18.70	4	4,800		
87		33	16	17		33	21	3	33	33	1	2	17	25.94	10	5,300		
88		33	18	15		33	8		33	32		2	14	32.42	16	6,143		
110		2																
166		36	21	15			36	3		36	35			15	39.33	14	8,464	
167		39	25	14			38	4		39	39			13	34.15	23	6,782	
168		45	22	21	2		45	11	1	43	43			19	32.68	17	6,117	
169		25	20	4		1	23	3		24	24			5	37.60	13	4,692	
170		101	38	61	1	1	98	59	27	99	99	15	6	56	23.16	26	4,800	
171		34	17	17			34	24	22	34	34			13	22.87	23	4,800	
172		41	31	10			41	7	2	41	41	1		10	26.50	23	5,027	
173		41	37	4			41	2		41	41			4	32.00	33	6,360	
174		38	34	4			37			38	36			3	30.00	31	6,312	
175		47	37	9		1	45	2		46	43	1		3	30.62	36	5,725	
176		38	33	5			37	10		38	37	2		2	25.60	31	5,525	
177		37	33	4			36	3		37	37			2		31	6,367	
178		34	30	4			33			34	33	1		4	26.50	28	6,150	
179		25	14	11			25			25	25	1		1	35.70	3	7,453	
180		27	13	13	1		27	9	1	26	26			10	36.64	13	7,453	
181		31	20	9		2	31	7		29	29	1		10	34.62	16	8,218	
182		33	22	11			33	4		33	33			4	47.60	13	8,307	
308		27	21	5	1		27	3		26	25			4	48.75	17	9,411	
309		31	25	5	1		31	2		30	30			5	45.40	20	9,255	
310		29	26	2		1	29			28	28			1		26	9,184	
311		24	16	8			24	6		24	24	2		2	42.40	11	8,409	
312		14	12	2			14	1		14	14			2		9	7,888	
313		18	9	9			16	3		18	18			8	44.75	6	18,500	
314		44	35	9			44	8		44	44	1	1	7	45.71	25	9,840	
315		47	33	14			45	5	1	47	45	1		12	53.08	25	9,832	
316		14	9	5			14			14	14			4	90.75	6	11,750	
317		28	20	7		1	27	7		27	27			4	34.66	13	9,269	
318	27	22	5			27	4		27	27	4	2	4	35.28	16	9,500		
319	43	30	13			43	7		43	43			11	31.18	26	7,550		
320	3	2	1			3			3	3			1		2			
321	2																	
322	11	6	4		1	11	2		10	10			4	38.75	4	9,125		
323	8	7	1			8			8	8			1		7	10,200		
324	6	6				6			6	6					6	9,833		
325	2																	
327	11	9	1		1	11	3	1	10	10			1		8	30,125		
328	14	12	2			14	3	3	14	14			2		11	6,981		
329	6	5	1			6			6	6			1		4	6,950		

¹For renter - occupied dwelling units and vacant nonseasonal not dilapidated units, for rent.
²For owner - occupied dwelling units and vacant nonseasonal not dilapidated units, for sale only.

HOUSING—BLOCK STATISTICS

Table 3.—CHARACTERISTICS OF HOUSING FOR WARDS, BY BLOCKS: 1950—Con.

Ward	Block	All dwelling units by occupancy and tenure					All dwelling units by condition and plumbing facilities			Occupied dwelling units			Contract monthly rent ¹		Value ² of one-dwelling-unit structures		
		Total	Owner occupied	Renter occupied	Vacant non-seasonal not dilap., for rent or sale	Other vacant and non-resident	Number reporting	No private bath or dilap.	No running water or dilap.	Total	Persons per room Number reporting 1.61 or more	Occupied by non-white	Number reporting	Average monthly rent (dollars)	Number reporting	Average value (dollars)	
7	3330	12	9	3			10	3		12	10		1		7	4,857	
	3331	4	3	1			3			4	4				3	4,333	
	3332	4	3		1		4	1	1	3	3				3	2,833	
	3333	10	8				9	1		10	9				7	4,071	
	3334	31	18	13			31	14		31	29	4			15	6,980	
	3335	7		7			7	6		7	7						
	3336	7	4	7			8	3		8	7				3	3,000	
	3337	18	40	18			57	21	3	58	53	2			28	4,439	
	3338	18	14	4			18	4	2	18	16	1			12	3,791	
	3339	24	22	2			23	3	1	24	23		1		21	6,080	
	340	16	14	2			16	2		16	16				13	6,169	
	341	31	29	2			31	2	2	31	31				23	6,217	
	342	15	13	2			13			15	15				11	6,863	
	343	17	15	2			17	2		19	19				13	7,692	
	344	19	17	2			17	3	2	17	17	1			12	4,191	
	345	17	14	3			17	3		20	20				11	3,854	
	346	21	14	6		1	21	13	4	12	12				11	5,145	
	347	12	12				12	5		5	5				4	5,125	
	348	5	5				5			20	20	2			7	4,928	
	349	20	11	9			20	8	1	20	20	2			4	4,928	
	350	19	4	15			17	14	10	19	17	1	2	12	3	3,666	
	351	14	12	2			14	5	2	14	14	1			9	5,777	
	352	19	12	7			18	8	3	19	19	1			9	7,000	
	353	26	12	14			21	7	1	26	25	3	1	11	12	4,958	
	354	42	33	9		1	42	13	3	41	41			8	27	6,025	
	355	7	7				7	7		7	7				6	4,883	
	356	7	3	4			14	5		14	14	1			9	5,888	
	357	14	11	3			12	4		12	12				6	7,583	
	358	12	7	5			33	4		34	34	1			18	6,811	
	359	24	21	3			24	2	2	24	24	1			20	6,050	
	360	20	15	5			20	5		20	20	1			13	6,923	
	361	18	12	6			18	5	2	18	18				12	6,541	
	362	26	24	2			25	7	3	26	26	1			19	5,984	
	363	13	6	6			13	6		13	13				4	4,750	
	364	6	6				6	3		6	6				5	9,400	
	365	3	3				3			3	3				3	6,333	
	366	24	17	7			24	2		24	24				13	9,000	
	367	23	20	3			22	2		23	23	3			19	13,184	
	368	30	21	9			30	3	2	30	30	2			19	9,184	
	369	11	5	5			11	6		11	9				1	7,700	
	370	6	5	1			6			6	6				5	8,800	
	371	7	5	2			4			7	7				2	5,250	
	372	17	10	6			16	6		16	14	1			3	8,166	
	373	7	6	1			7			6	6				6	8,785	
	374	30	25	4		1	29	1	1	29	29				4	9,272	
	375	58	50	8			53	1	1	58	57	1			44	9,850	
	376	37	26	10		1	37	6		36	36	1		10	20	11,545	
	377	25	25				32	2		32	31				7	10,000	
	378	50	33	15		1	50	4		48	47	2			11	9,880	
	379	46	33	12		1	46	2		45	45				9	9,880	
	380	41	26	15			41	2		41	41	1			13	10,931	
	521	52	36	16			50	10		52	52				16	10,270	
	522	27	20	6			25			26	26				5	11,133	
	523	38	19	19			38			37	37				19	12,225	
	524	35	27	8			34			35	34				24	13,375	
	525	51	34	17			50			51	51				17	13,123	
	526	32	24	8			31			32	32				8	12,954	
	527	27	25	2			27	2		27	27				23	12,630	
	528	27	24	2			27			26	26				23	14,328	
	529	27	24	3		1	27			27	27	1			22	16,250	
	530	9	9				9			9	8				9	18,111	
	531	6	6				6			6	6				6	17,333	
	532	9	9				9			9	9				9	15,666	
	533	19	17	2			19			19	19				2	16,117	
	534	34	29	5			34			34	34				4	18,222	
	535	16	15	1			16			16	16				1	17,428	
	536	13	12	1			13			13	13				1	17,041	
	537	32	28	4			32			32	32				8	16,328	
	538	35	27	8			34	2		35	35				4	13,184	
	539	35	23	12			35			35	35				11	11,100	
	540	53	36	17			52	7		53	52	2			15	11,395	
	541																
	542	31	24	7			31	2		31	31				7	10,368	
	543	22	21	1			22			22	19				1	10,794	
	544	66	43	22			66	15		65	61	1			20	10,554	
	545	46	35	9			45	4		44	40				8	10,766	
	546	53	34	19		1	52			53	53				16	10,185	
	547	44	35	9			44	1	1	44	44				7	8,830	
	548	40	31	9			40	2		40	40				9	10,076	
	549	36	26	9			36	4		35	35				8	9,413	
	550	26	19	7		1	25	4		25	25	2			6	8,961	
	551	13	11	2			13	3	1	13	13				2	8,385	
	552	5	4	1			4			5	4	1			1	2	
	553	4	2	2			4			4	4				2		
	554	7	6	1			7			7	7				6		
	555	12	10	2			12			12	11				2		7,416
	556	26	20	5			26			25	25				5		9,033
	557	37	33	4		1	37	1	1	37	34				2		9,366
	558	30	20	10			29	4		30	30				10		8,673

¹For renter - occupied dwelling units and vacant nonseasonal not dilapidated units, for rent.
²For owner - occupied dwelling units and vacant nonseasonal not dilapidated units, for sale only.

Table 3.—CHARACTERISTICS OF HOUSING FOR WARDS, BY BLOCKS: 1950—Con.

Ward	Block	All dwelling units by occupancy and tenure					All dwelling units by condition and plumbing facilities			Occupied dwelling units			Contract monthly rent ¹		Value ² of one-dwelling-unit structures	
		Total	Owner occupied	Renter occupied	Vacant non-seasonal not dilap., for rent or sale	Other vacant and non-resident	Number reporting	No private bath or dilap.	No running water or dilap.	Total	Persons per room		Number reporting	Average monthly rent (dollars)	Number reporting	Average value (dollars)
											Number reporting	1.51 or more				
7	559	39	26	13					39	39	1	12	36.00	17	94355	
	560	26	18	8				26	26		7	38.57	12	103755		
	561	38	25	13				37	36		13	39.46	20	137300		
	562	40	27	13				39	40	1	12	41.83	13	111922		
	563	24	19	4	1			23	23		3	56.66	17	101522		
	564	14	12	2				14	14		2		7	10000		
	565	8	4	3		1		8	8		3		24	132283		
	566	32	29	3				32	40		11	44.09	20	105500		
	567	40	26	14				39	40		3	33.33	7	11642		
	568	13	10	3				13	13							
	569	33	26	7				33	22		7	47.28	19	90522		
	570	22	16	6				21	22		6	37.00	11	10363		
	571	13	13	1				14	13		1		11	185000		
	572	25	21	4				24	22	1	3	66.66	20	87000		
	573	14	14					14	14		1		14	9321		
	574	16	14	1		1		15	15		1		14	9464		
	575	22	21	1				22	22		1		19	9315		
	576	32	28	4				31	32		4	36.25	26	100000		
	577	27	11	16				27	27	1	16	52.62	9	106666		
	578	18	17	1				18	18	2	1		16	9500		
	580	24	12	12				24	24	1	11	45.00	11	10909		
	581	27	23	3	1			26	26		3	43.33	22	97900		
	582	18	17	1				18	18		1		13	91533		
	583	22	19	3				22	22	1	3	66.66	17	8405		
	584	30	29	1				30	30		1		28	7639		
	585	33	33					33	33	1	3		33	7418		
	586	5	5					5	5				5	7180		
	588	29	28	1		1		28	28				19	8139		
	589	19	19					19	19		2		36	7957		
	590	39	37	2				39	39	1	2		36	7486		
	591	8	8					8	8				8	8125		
	592	10	9	1				10	18				16	8125		
	593	18	17	1				18	18	2	2		15	8875		
	594	20	17	3				20	20				10	11000		
	595	10	10					10	10	1	1		9	8770		
	596	9	9					9	9				9	9000		
	598	1						3	3				3	5766		
	600	3	3					4	4				4	5850		
	601	4	4													
	603	1														
	604	1						3	3					3	8500	
	605	3	3					9	9					6	8333	
	606	9	7	2				7	7					3	8666	
	607	7	5	2				7	7	1	1		2	21	7357	
	608	22	21	1				22	22		4	26.50	17	7823		
	609	24	20	4				14	20	2			18	10305		
	610	19	19					19	19				16	8812		
	611	23	17	6				23	23	1	4	33.75	16	11333		
	612	15	13	2				15	15		2		12	11333		
	613	4	4					4	4				4	9400		
	614	7	7					7	7				7	7571		
	615	19	14	5				18	19	2	5	38.00	11	7409		
	616	22	19	3				19	22	1	3	36.66	15	9306		
	617	7	7					8	8		1		6	6866		
	618	43	28	14	1			41	41		15	32.06	21	6476		
	619	80	61	18	1			80	79		18	26.22	49	6261		
	620	45	35	10		1		45	45		10	24.60	28	6375		
	621	33	33					33	33		17	28.52	23	6291		
	622	33	26	7				33	33	1	6	25.00	21	5895		
	623	27	18	9				27	27	3	4	27.50	14	6035		
	624	13	13					19	19		5	26.40	9	6766		
	625	19	16	3				19	19		3	27.66	15	6620		
	626	15	11	4				15	15		4	26.25	8	6400		
	627	1											12	7041		
	628	15	13	2				15	15		2		7	7428		
629	12	10	2				12	12		8	39.87	30	7600			
630	45	35	9		1		44	44	1	2		7	6642			
631	10	8	2				10	10		4	42.50	12	8875			
632	18	14	4				18	18		17	37.11	12	8708			
633	41	22	18		1		41	40								
634	7	5	2				7	7		2		4	10000			
635	13	10	3				13	13	1	3	38.33	8	7625			
636	21	17	4				21	21		4	38.75	16	7581			
637	17	9	8				17	17		8	32.00	4	8000			
638	11	10	1				11	11		1		9	6500			
639	6	5	1				6	6		1		3	8000			
643	12	9	3				11	12	2	1		7	7428			
644	16	14	2				16	16		2		12	7316			
645	19	17	2				19	19		1		13	7153			
646	32	23	9				32	32	2	8	43.12	18	8305			
647	6	5	1				6	6		1	47.50	4	7750			
648	21	16	5				21	21		4		15	7233			
649	20	17	3				20	20		2		15	7453			
650	3	2	1				3	3		1						
652	6	4	2				6	6		1		4	4625			
655	10	10					10	10	1	1		9	7611			
656	6	3	3				6	6		3	39.33	3	7333			

¹For renter-occupied dwelling units and vacant nonseasonal not dilapidated units, for rent.
²For owner-occupied dwelling units and vacant nonseasonal not dilapidated units, for sale only.

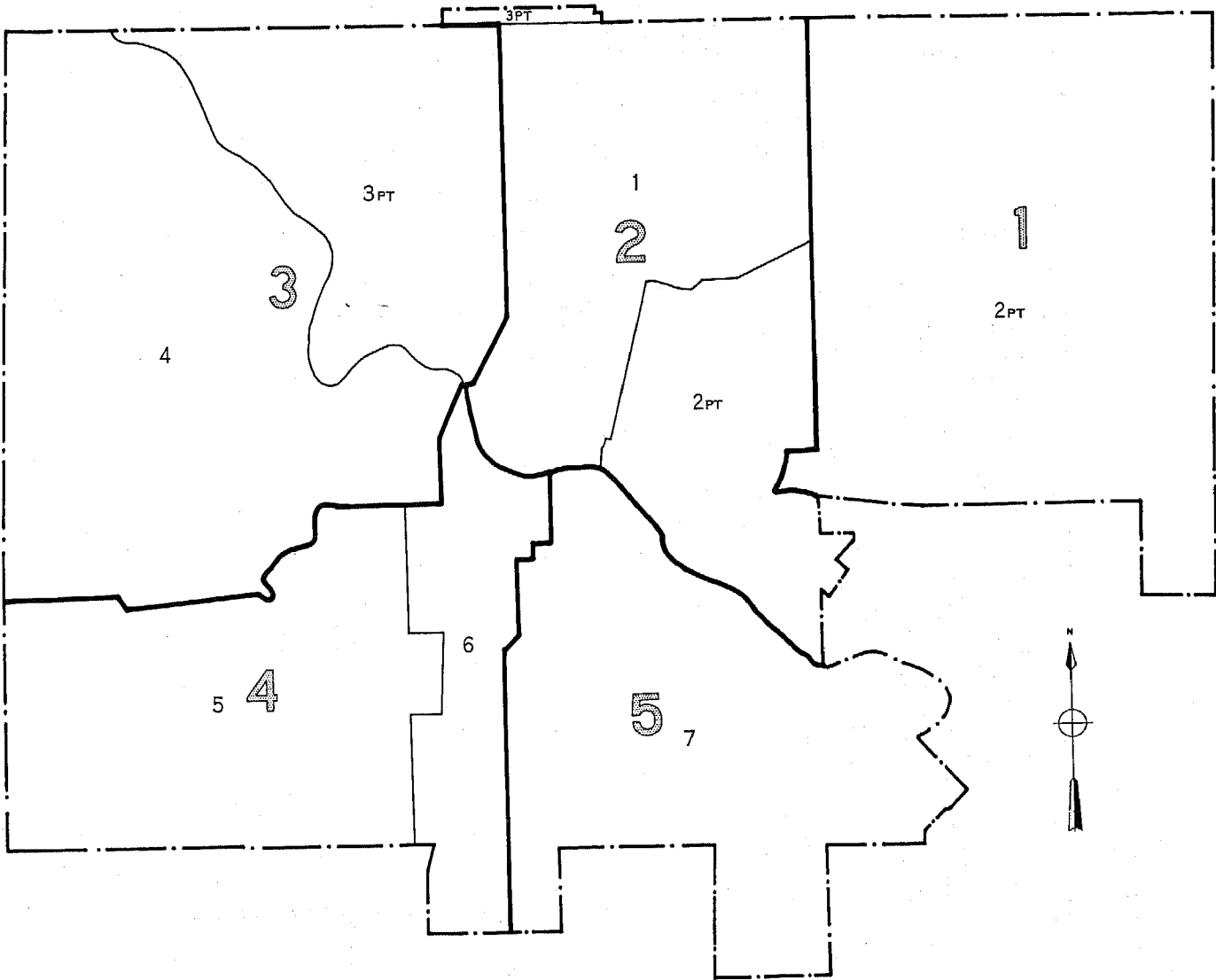
HOUSING—BLOCK STATISTICS

Table 3.—CHARACTERISTICS OF HOUSING FOR WARDS, BY BLOCKS: 1950—Con.

Ward	Block	All dwelling units by occupancy and tenure					All dwelling units by condition and plumbing facilities			Occupied dwelling units			Contract monthly rent ¹		Value ² of one-dwelling-unit structures		
		Total	Owner occupied	Renter occupied	Vacant non-seasonal not dilap., for rent or sale	Other vacant and non-resident	Number reporting	No private bath or dilap.	No running water or dilap.	Total	Persons per room		Occupied by non-white	Number reporting	Average monthly rent (dollars)	Number reporting	Average value (dollars)
											Number reporting	1.51 or more					
7	657	31	17	14					31	31			12	330.8	12	6833	
	658	25	23	3					25	26			3	366.6	21	7857	
	659	28	16	11	1				27	27			10	309.0	12	10416	
	660	19	15	4					19	19			4	372.5	14	10428	
	661	13	11	2					13	13	1		2		9	10322	
	663	32	22	10					32	32	1		9	400.0	16	10680	
	664	34	31	3					33	34			3	416.6	26	9833	
	665	5	4	1					5	5			1		3	9136	
	666	17	13	4					16	16	1		5		11	9136	
	667	36	30	6					36	35			2	380.0	24	10237	
	668	28	22	6					28	28			5	424.0	20	9185	
	669	12	7	5					12	12			3	383.3	5	8200	
	671	19	17	2					19	19			2		16	10300	
	672	8	8						8	7					8	12750	
	675	1															
	676	2															
	678	2															
	680	4	4						4	4					4	9250	
	681	3	1	2					3	3			2				
	682	5	4	1					5	5			1		4	8375	
	683	5	4	1					5	5			1		4	6875	
	684	3	3						3	3					2		
	686	10	7	3					10	10			2		5	7620	
	687	14	11	3					14	14			3	366.6	10	9760	
	688	10	7	3					10	10	1		3	416.6	5	10800	
	689	9	7	2					9	9			2		5	10900	
	690	14	10	4					14	14			4	362.5	7	10285	
	691	13	11	2					13	13			1		10	9100	
	692	6	5	1					6	6			1		5	8400	
	693	20	17	3					20	20			3	566.6	15	10486	
	694	16	14	2					16	16			2		12	10850	
	695	34	29	5					31	34	1		5	500.0	24	11833	
	696	9	6	3					9	9			2		4	16000	
	697	15	11	4					15	15			4	302.5	7	11214	
	698	6	5	1					6	6			1		4	10500	
	699	22	14	8					22	19			5	376.0	8	18000	
	700	23	19	4					23	23			2		13	9461	
	701	31	28	3					31	31			3	416.6	23	8217	
	702	23	17	6					23	22			6	383.3	12	8208	
	703	21	16	5					21	21			5	432.0	12	7416	
	704	27	22	5					26	27	2		4	355.0	19	7815	
	705	36	28	8					35	36			7	377.1	24	8387	
	706	33	26	7					33	33	2		6	318.3	20	7900	
	707	21	16	5					21	21			4	437.5	15	9733	
	708	21	14	7					21	21			5	422.0	10	9950	
	709	12	9	3					12	12			2		9	9055	
	710	34	30	4					33	34			3	450.0	26	9115	
	711	12	10	2					12	12			2		9	8944	
	712	25	22	3					25	25			2		21	9428	
	713	22	21	1					22	22			1		19	9368	
	714	10	9	1					8	10			1		7	8785	
	715	11	10	1					11	11			1		10	8650	
	716	39	35	4					39	39	1		3	500.0	32	8593	
	717	38	30	8					38	38			8	466.2	24	8158	
	718	2															
	719	9	7	2					9	9			1		5	8500	
	721	10	6	4					10	10			4	325.0	4	7875	
	722	1															
	731	40	28	11	1				40	38	1		11	307.2	16	6887	

¹For renter - occupied dwelling units and vacant nonseasonal not dilapidated units, for rent.
²For owner - occupied dwelling units and vacant nonseasonal not dilapidated units, for sale only.

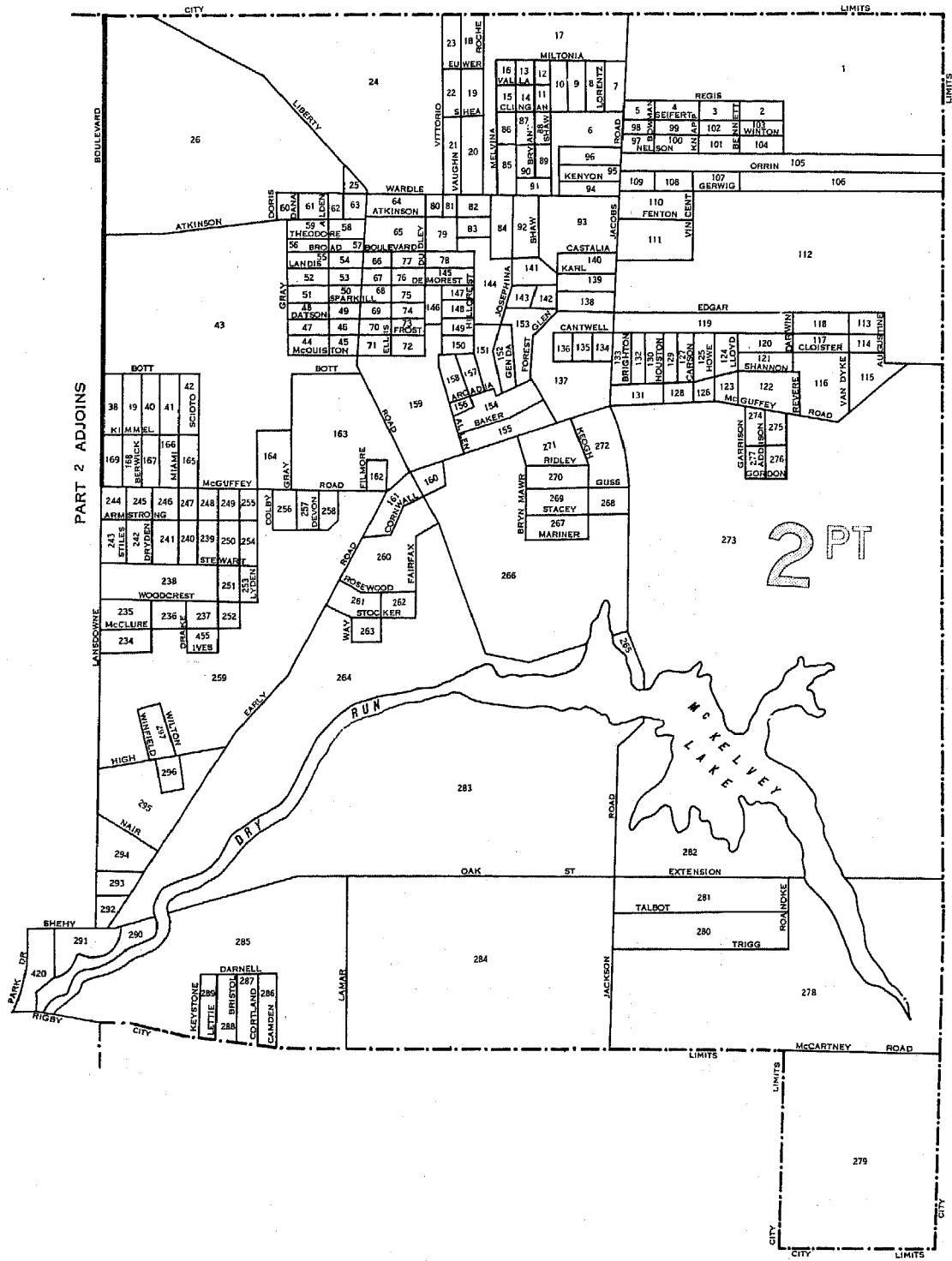
YOUNGSTOWN, OHIO, BY WARDS: 1950
KEY MAP



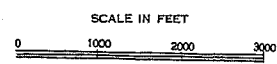
LEGEND
WARD NUMBER 9
PART NUMBER 1

YOUNGSTOWN, OHIO, BY WARDS AND BLOCKS: 1950

PART 1 OF 5 PARTS



2 PT



LEGEND

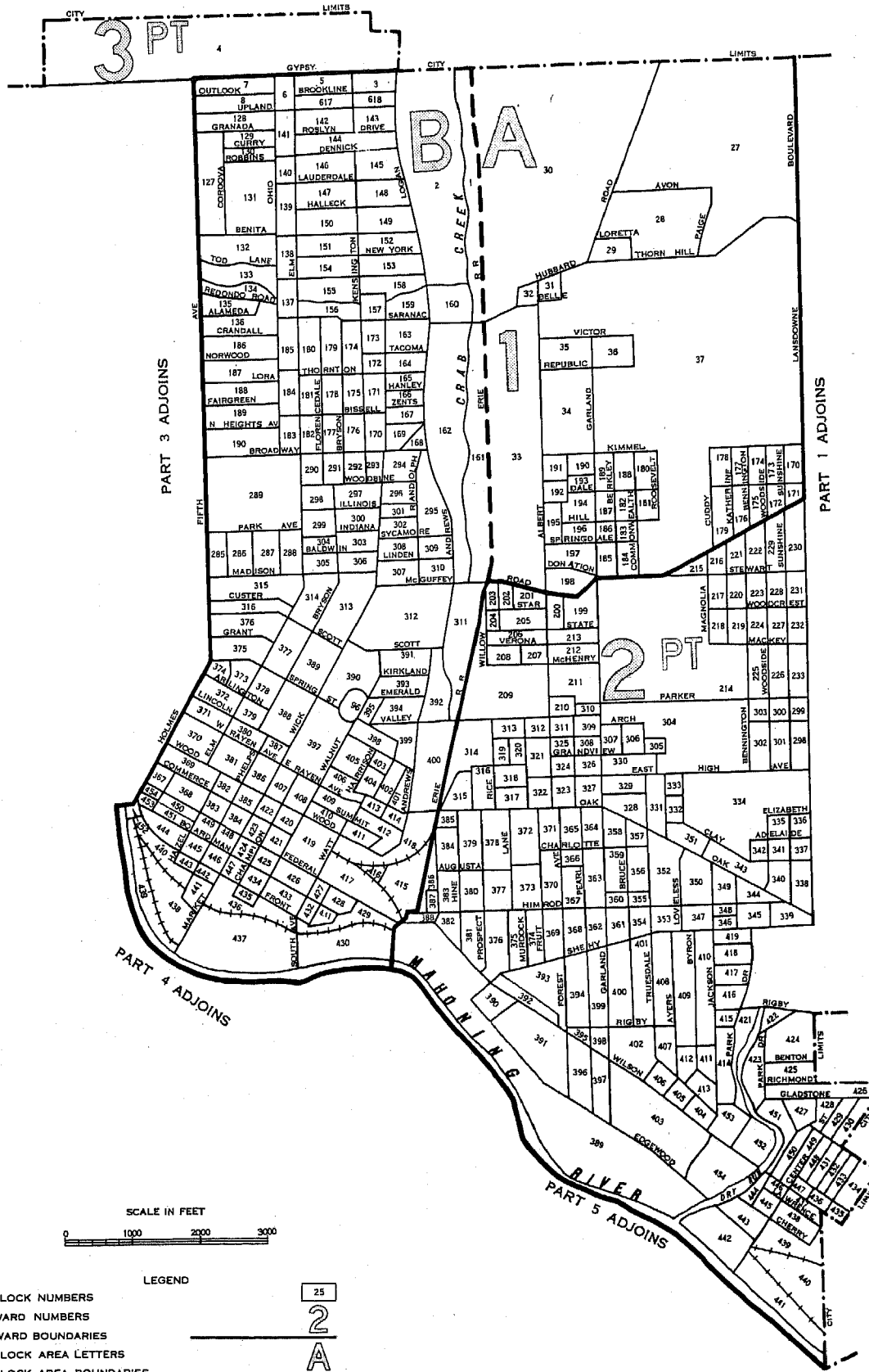
- BLOCK NUMBERS
- WARD NUMBERS
- WARD BOUNDARIES
- BLOCK AREA LETTERS
- BLOCK AREA BOUNDARIES

U.S. DEPARTMENT OF COMMERCE, BUREAU OF THE CENSUS

25
2
A

YOUNGSTOWN, OHIO. BY WARDS AND BLOCKS: 1950

PART 2 OF 5 PARTS



LEGEND

BLOCK NUMBERS 25

WARD NUMBERS 2

WARD BOUNDARIES

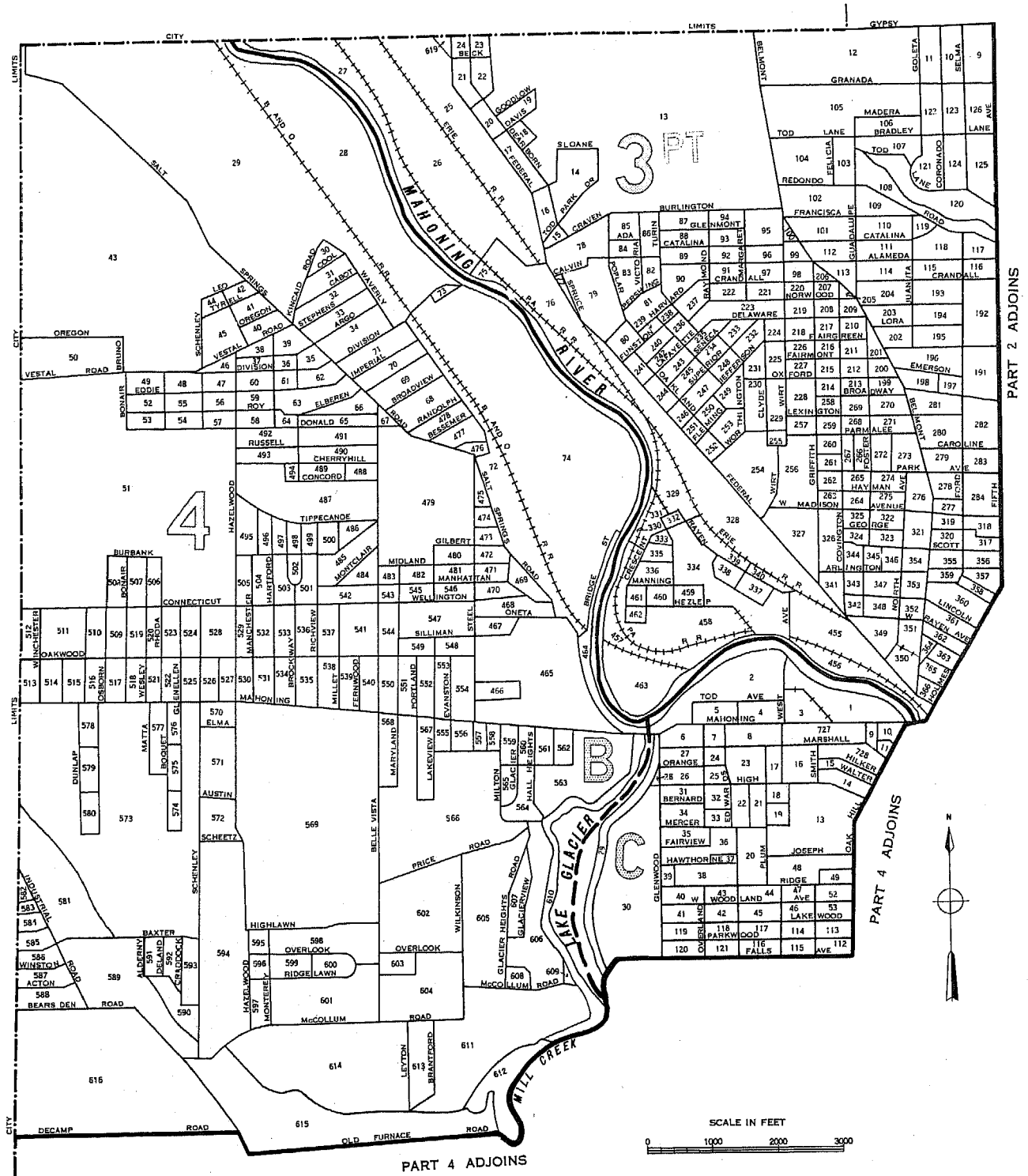
BLOCK AREA LETTERS A

BLOCK AREA BOUNDARIES

U.S. DEPARTMENT OF COMMERCE, BUREAU OF THE CENSUS

YOUNGSTOWN, OHIO, BY WARDS AND BLOCKS: 1950

PART 3 OF 5 PARTS

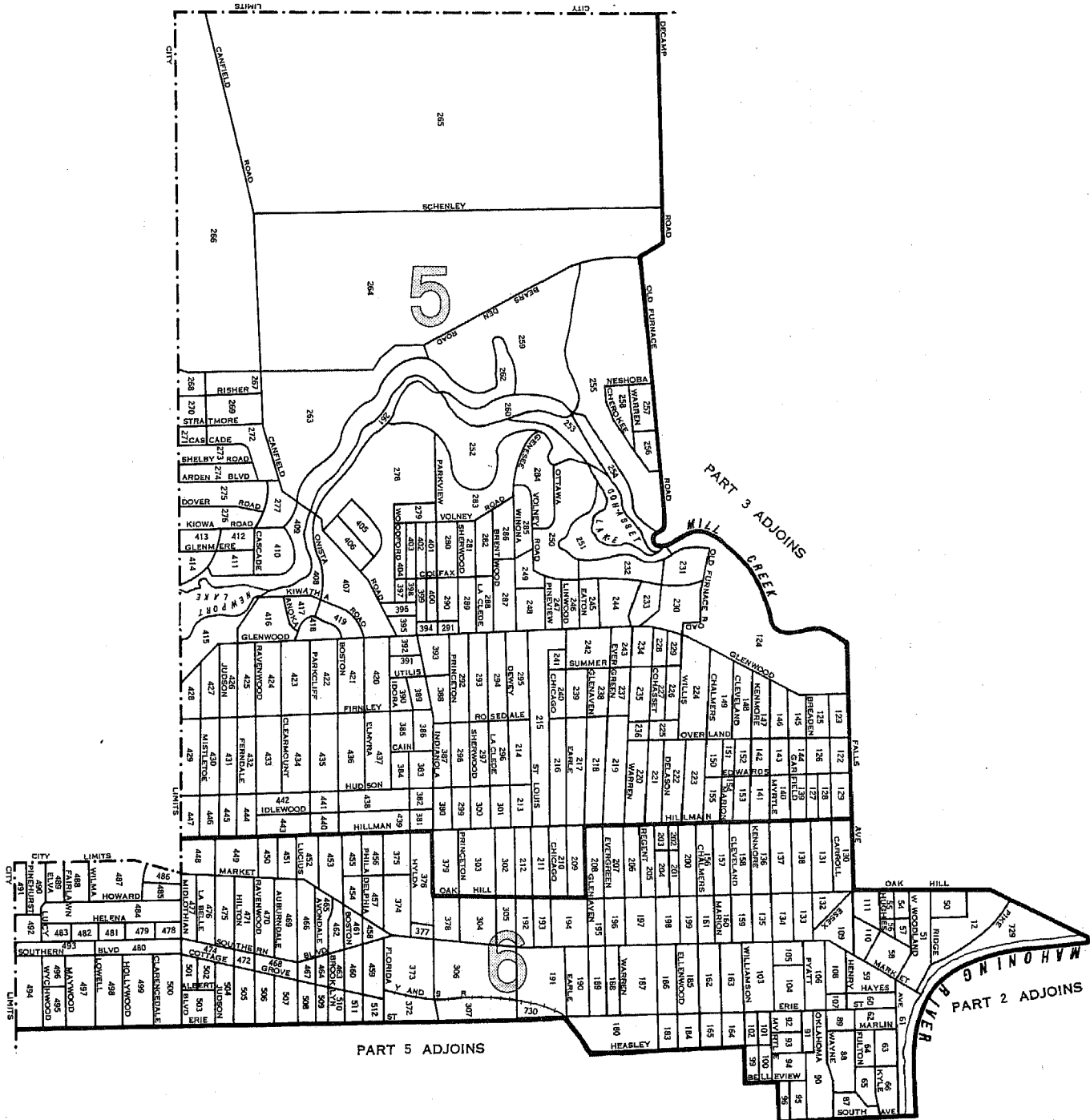


LEGEND

- BLOCK NUMBERS
- WARD NUMBERS
- WARD BOUNDARIES
- BLOCK AREA LETTERS
- BLOCK AREA BOUNDARIES
- U.S. DEPARTMENT OF COMMERCE, BUREAU OF THE CENSUS

25
2
A

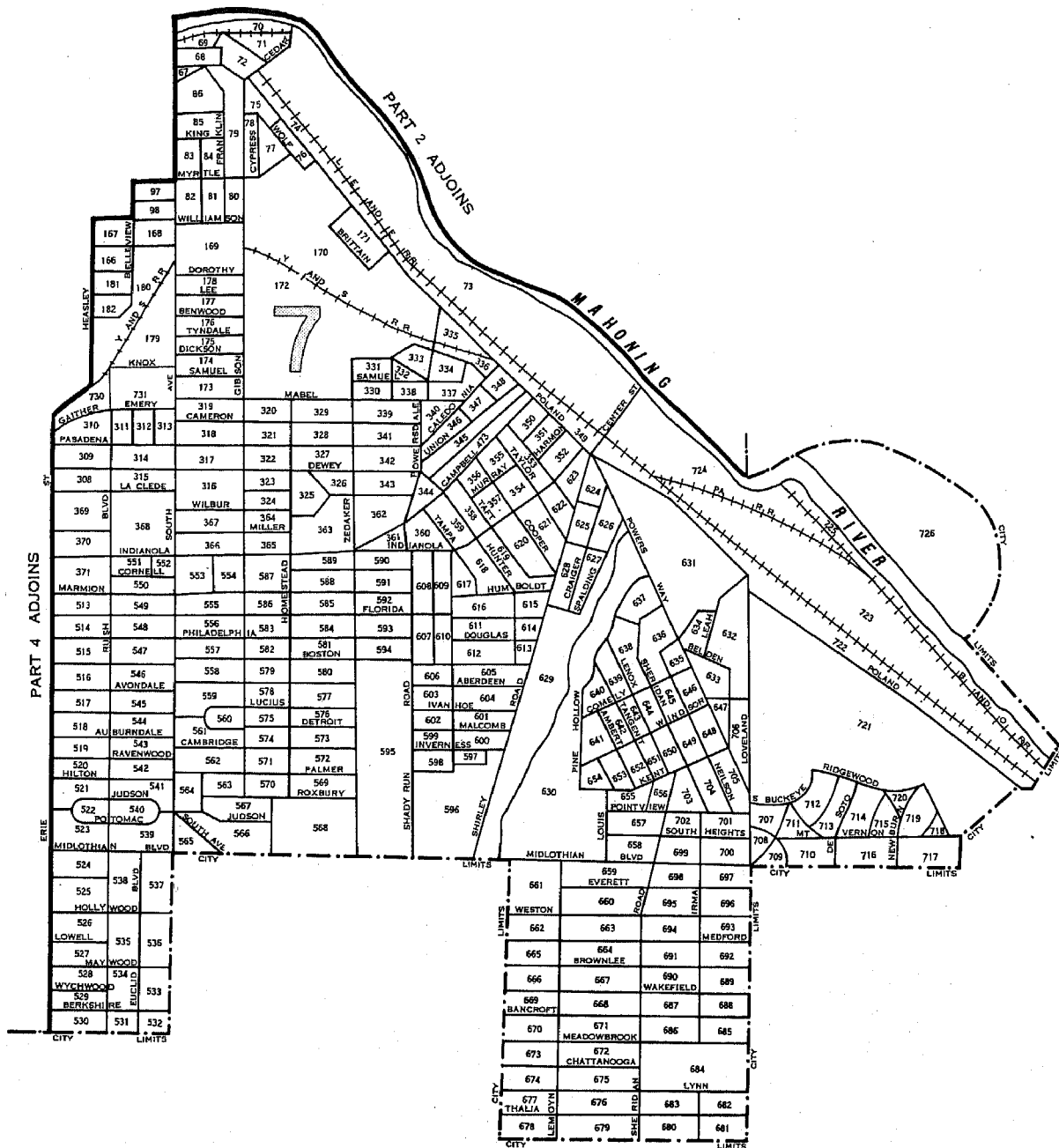
YOUNGSTOWN, OHIO, BY WARDS AND BLOCKS: 1950
PART 4 OF 5 PARTS



- LEGEND
- BLOCK NUMBERS 25
 - WARD NUMBERS 2
 - WARD BOUNDARIES
 - BLOCK AREA BOUNDARIES
 - U.S. DEPARTMENT OF COMMERCE, BUREAU OF THE CENSUS

YOUNGSTOWN, OHIO. BY WARDS AND BLOCKS: 1950

PART 5 OF 5 PARTS



LEGEND

- BLOCK NUMBERS 25
- WARD NUMBERS 2
- WARD BOUNDARIES
- BLOCK AREA LETTERS A
- BLOCK AREA BOUNDARIES
- U.S. DEPARTMENT OF COMMERCE, BUREAU OF THE CENSUS