

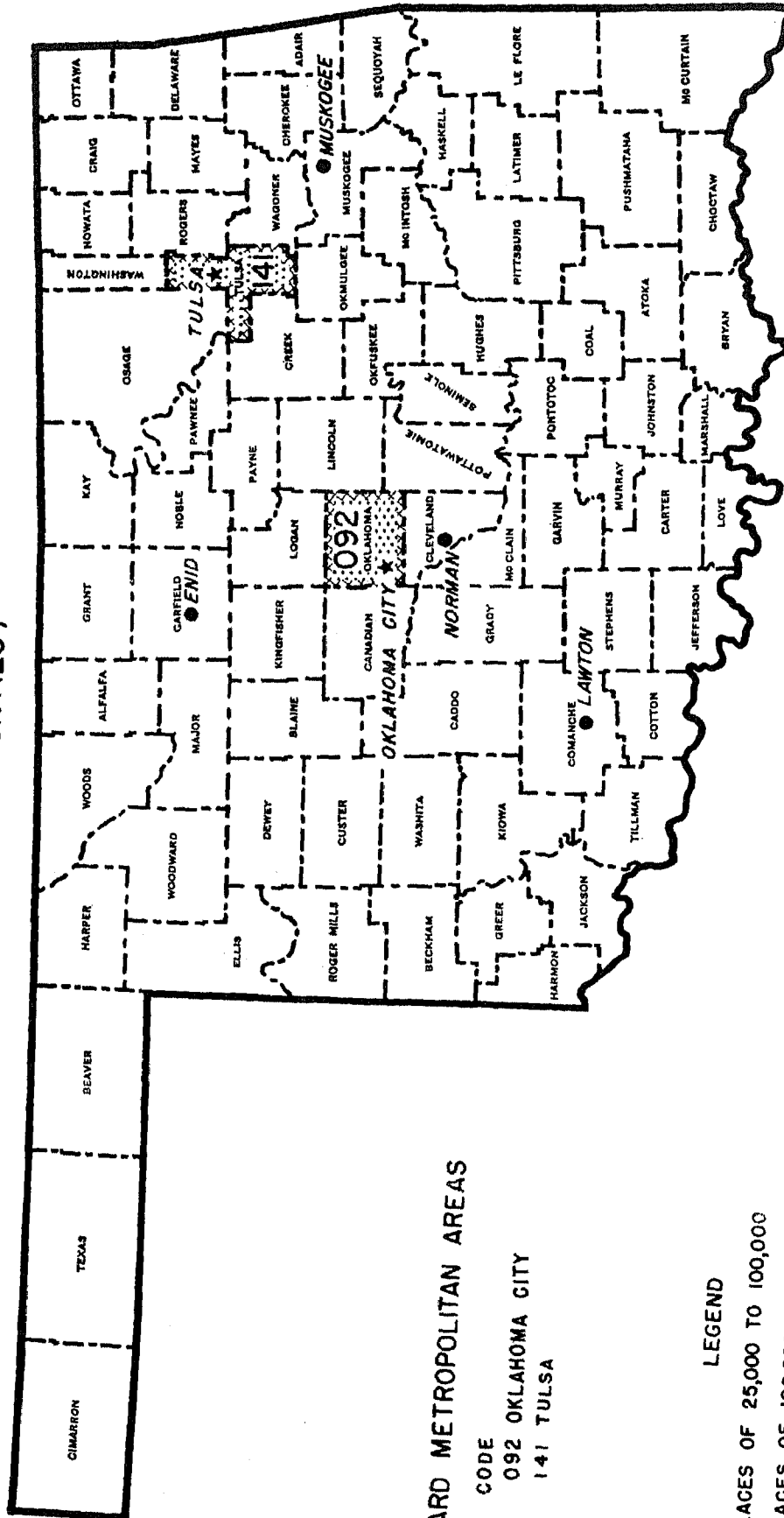
# Oklahoma

## LIST OF TABLES

[Page numbers listed here omit the State prefix number which appears as part of the page number for each page.  
The prefix for this State is 36]

| THE STATE  |      | STANDARD METROPOLITAN AREAS, URBANIZED AREAS,<br>AND URBAN PLACES OF 10,000 OR MORE—Con.   |      |
|--|------|--|------|
| Table  | Page | Table  | Page |
| 1.—Summary of selected housing characteristics, for the State (urban and rural), standard metropolitan areas, urban places of 10,000 or more, and counties: 1950.....                                    | 3    | 20.—Year built and equipment, for standard metropolitan areas and constituent counties, urbanized areas, and urban places of 10,000 or more: 1950.....   | 23   |
| 2.—Occupancy, tenure, and race of occupants, for the State, urban and rural: 1950.....   | 5    | 21.—Financial characteristics of urban and rural-nonfarm dwelling units, for standard metropolitan areas and constituent counties, urbanized areas, and urban places of 10,000 or more: 1950.....      | 25   |
| 3.—Occupied dwelling units by tenure and color of occupants, for the State, urban and rural: 1950 and 1940.....  | 5    | 21a.—Characteristics of dwelling units occupied by nonwhite persons, for selected standard metropolitan areas and constituent counties, urbanized areas, and urban places of 10,000 or more: 1950..... | 27   |
| 4.—Population per occupied dwelling unit by color of occupants, for the State, urban and rural: 1950 and 1940.....   | 5    |  |      |
| 5.—Dwelling units by type of structure and occupancy, for the State, urban and rural: 1950.....  | 6    | PLACES OF LESS THAN 10,000 INHABITANTS<br>AND COUNTIES   |      |
| 6.—Dwelling units by year built, for the State, urban and rural: 1950.....   | 6    | 22.—Occupancy characteristics, type of structure, number of rooms, condition and plumbing facilities, and number of persons, for urban places of 2,500 to 10,000: 1950.....                            | 29   |
| 7.—Condition and plumbing facilities by occupancy and color of occupants, for the State, urban and rural: 1950.....  | 7    | 23.—Plumbing facilities, year built, and equipment, for urban places of 2,500 to 10,000: 1950.....   | 33   |
| 8.—Plumbing facilities for all dwelling units and dwelling units occupied by nonwhite persons, for the State, urban and rural: 1950.....   | 9    | 24.—Financial characteristics of dwelling units, for urban places of 2,500 to 10,000: 1950.....  | 37   |
| 9.—Dwelling units by number of rooms, occupancy, and color of occupants, for the State, urban and rural: 1950.....   | 10   | 24a.—Characteristics of dwelling units occupied by nonwhite persons, for selected urban places of 2,500 to 10,000: 1950.....   | 39   |
| 10.—Dwelling units by number of persons, tenure, and color of occupants, for the State, urban and rural: 1950.....   | 12   | 25.—Characteristics of dwelling units, for places of 1,000 to 2,500: 1950.....   | 40   |
| 11.—Dwelling units by persons per room, tenure, and color of occupants, for the State, urban and rural: 1950.....  | 14   | 26.—Occupancy characteristics, type of structure, number of rooms, condition and plumbing facilities, and number of persons, for counties: 1950.....   | 41   |
| 12.—Heating equipment and type of heating and cooking fuel, for the State, urban and rural: 1950.....  | 15   | 27.—Plumbing facilities, year built, and equipment, for counties: 1950.....  | 46   |
| 13.—Electric lighting, kitchen sink, refrigeration equipment, radio and television, for the State, urban and rural: 1950.....  | 15   | 28.—Financial characteristics of urban and rural-nonfarm dwelling units, for counties: 1950.....   | 51   |
| 14.—Contract monthly rent of nonfarm renter-occupied and selected vacant dwelling units, for the State, urban and rural: 1950.....   | 16   | 28a.—Characteristics of dwelling units occupied by nonwhite persons, for selected counties: 1950.....  | 56   |
| 15.—Gross monthly rent of nonfarm renter-occupied dwelling units, by color of occupants, for the State, urban and rural: 1950.....   | 17   | 29.—Occupancy characteristics, type of structure, number of rooms, condition and plumbing facilities, and number of persons in rural-nonfarm dwelling units, for counties: 1950.....                   | 59   |
| 16.—Value and mortgage status of nonfarm owner-occupied dwelling units, by color of occupants, and value of selected vacant dwelling units, for the State, urban and rural: 1950.....                    | 17   | 30.—Plumbing facilities, year built, and equipment of rural-nonfarm dwelling units, for counties: 1950.....  | 64   |
|  |      | 31.—Financial characteristics of rural-nonfarm dwelling units, for counties: 1950.....   | 69   |
| STANDARD METROPOLITAN AREAS, URBANIZED<br>AREAS, AND URBAN PLACES OF 10,000<br>INHABITANTS OR MORE   |      | 31a.—Characteristics of rural-nonfarm dwelling units occupied by nonwhite persons, for selected counties: 1950.....  | 72   |
| 17.—Occupancy characteristics, type of structure, and plumbing facilities, for standard metropolitan areas and constituent counties, urbanized areas, and urban places of 10,000 or more: 1950.....      | 18   | 32.—Occupancy characteristics, number of rooms, condition and plumbing facilities, and number of persons in rural-farm dwelling units, for counties: 1950.....   | 75   |
| 18.—Condition and plumbing facilities, for standard metropolitan areas and constituent counties, urbanized areas, and urban places of 10,000 or more: 1950.....  | 20   | 33.—Plumbing facilities, year built, and equipment of rural-farm dwelling units, for counties: 1950.....   | 80   |
| 19.—Dwelling units by number of rooms, number of persons, and persons per room, for standard metropolitan areas and constituent counties, urbanized areas, and urban places of 10,000 or more: 1950..... | 21   | 33a.—Characteristics of rural-farm dwelling units occupied by nonwhite persons, for selected counties: 1950.....   | 85   |

# OKLAHOMA (77 COUNTIES)



## STANDARD METROPOLITAN AREAS

CODE  
092 OKLAHOMA CITY  
141 TULSA

### LEGEND

- PLACES OF 25,000 TO 100,000
- ★ PLACES OF 100,000 AND OVER
- ▣ STANDARD METROPOLITAN AREAS

Table 1.—SUMMARY OF SELECTED HOUSING CHARACTERISTICS, FOR THE STATE (URBAN AND RURAL), STANDARD METROPOLITAN AREAS, URBAN PLACES OF 10,000 OR MORE, AND COUNTIES: 1950

[Asterisk (\*) denotes statistics based on 20-percent sample. Percent not shown where less than 0.1. For complete-count items, percent and median not shown where base is less than 100; for sample items, percent not shown where base is less than 500]

| Area                        | All dwelling units |                        |   |                                       |   |   | Occupied dwelling units |                              |                          |                                    |                       |                |                       |                               | Owner-occupied nonfarm         |   | Renter-occupied nonfarm                |                                     |
|-----------------------------|--------------------|------------------------|---|---------------------------------------|---|---|-------------------------|------------------------------|--------------------------|------------------------------------|-----------------------|----------------|-----------------------|-------------------------------|--------------------------------|---|--|-------------------------------------|
|                             | Total number       | Median number of rooms | Percent of dwelling units—                            |                                       |   |   | Total number            | Population in dwelling units | Median number of persons | Percent of dwelling units—         |                       |                |                       |                               | Percent mortgaged <sup>2</sup> | Median value of one-dwelling-unit structures* (dollars) | Median contract monthly rent (dollars) | Median gross monthly rent (dollars) |
|                             |                    |                        | In one-dwelling-unit detached structures <sup>1</sup> | In structures built in 1940 or later* | With hot running water, with private toilet and bath, and not dilapidated | Vacant non-seasonal not dilapidated, for rent or sale |                         |                              |                          | With 1.01 or more persons per room | Occupied by non-white | Owner occupied | With central heating* | With mechanical refrigerator* |                                |   |  |                                     |
| The State                   | 715,691            | 4.2                    | 83.6  | 24.0                                  | 51.7  | 2.2   | 663,203                 | 2,166,511                    | 2.9                      | 20.0                               | 7.8                   | 60.0           | 20.9                  | 72.4                          | 40.0                           | 5,228   | 32.78                                  | 34.20                               |
| Urban and rural nonfarm     | 553,187            | 4.2                    | 79.3  | 25.9                                  | 62.2  | 2.4   | 518,606                 | 1,613,826                    | 2.8                      | 17.8                               | 7.8                   | 59.5           | 25.3                  | 76.3                          | 40.0                           | 5,228   | 32.78                                  | 34.20                               |
| Urban                       | 379,327            | 4.3                    | 73.9  | 26.4                                  | 73.2  | 2.7   | 360,692                 | 1,096,147                    | 2.7                      | 15.2                               | 8.0                   | 58.8           | 31.5                  | 81.1                          | 47.7                           | 6,386   | 35.98                                  | 36.87                               |
| Rural nonfarm               | 173,860            | 4.0                    | 91.2  | 24.8                                  | 38.0  | 1.8   | 157,914                 | 517,679                      | 2.8                      | 23.7                               | 7.3                   | 61.1           | 10.8                  | 65.3                          | 20.5                           | 2,643   | 19.68                                  | 24.92                               |
| Rural farm                  | 162,504            | 4.2                    | 98.1  | 17.2                                  | 15.5  | 1.3   | 144,597                 | 552,685                      | 3.4                      | 28.3                               | 7.9                   | 61.6           | 4.8                   | 58.1                          | ...                            | ...   | ...                                    | ...                                 |
| STANDARD METROPOLITAN AREAS |                    |                        |   |                                       |   |   |                         |                              |                          |                                    |                       |                |                       |                               |                                |   |  |                                     |
| Oklahoma City               | 108,083            | 4.3                    | 71.4  | 34.2                                  | 76.5  | 3.2   | 101,924                 | 314,913                      | 2.8                      | 15.1                               | 7.8                   | 58.5           | 32.0                  | 83.7                          | 63.6                           | 7,536   | 38.58                                  | 39.54                               |
| Tulsa                       | 81,251             | 4.3                    | 74.5  | 29.7                                  | 73.2  | 2.2   | 78,003                  | 244,763                      | 2.8                      | 15.2                               | 8.4                   | 60.2           | 43.6                  | 82.4                          | 56.1                           | 7,317   | 36.35                                  | 36.93                               |
| URBAN PLACES                |                    |                        |   |                                       |   |   |                         |                              |                          |                                    |                       |                |                       |                               |                                |   |  |                                     |
| Ada                         | 5,361              | 4.3                    | 75.7  | 15.9                                  | 73.3  | 3.2   | 5,107                   | 15,485                       | 2.7                      | 14.6                               | 4.5                   | 54.3           | 16.7                  | 82.5                          | 40.4                           | 5,617   | 32.11                                  | 32.59                               |
| Ardmore                     | 6,082              | 4.4                    | 80.3  | 19.8                                  | 64.6  | 1.8   | 5,855                   | 17,659                       | 2.7                      | 14.9                               | 12.5                  | 60.7           | 11.5                  | 82.5                          | 36.6                           | 5,291   | 33.76                                  | 33.44                               |
| Bartlesville                | 6,428              | 4.6                    | 77.5  | 22.8                                  | 76.5  | 1.3   | 6,218                   | 18,767                       | 2.7                      | 11.5                               | 6.0                   | 62.7           | 57.7                  | 81.8                          | 52.1                           | 8,245   | 41.50                                  | 43.40                               |
| Chickasha                   | 5,320              | 4.4                    | 79.2  | 20.0                                  | 67.3  | 2.0   | 5,049                   | 15,342                       | 2.7                      | 32.1                               | 10.4                  | 61.7           | 39.3                  | 75.7                          | 38.3                           | 5,321   | 30.02                                  | 30.60                               |
| Duncan                      | 5,171              | 4.1                    | 81.1  | 40.7                                  | 76.3  | 3.9   | 4,894                   | 15,158                       | 2.9                      | 17.6                               | 3.8                   | 62.2           | 28.0                  | 88.9                          | 50.7                           | 6,197   | 41.48                                  | 44.08                               |
| Durant                      | 3,442              | 4.2                    | 74.6  | 24.0                                  | 60.5  | 3.6   | 3,274                   | 10,193                       | 2.9                      | 18.4                               | 5.2                   | 54.9           | 13.2                  | 74.0                          | 31.1                           | 4,245   | 29.50                                  | 33.90                               |
| El Reno                     | 3,836              | 4.6                    | 77.2  | 17.0                                  | 72.8  | 2.5   | 3,659                   | 10,787                       | 2.6                      | 12.9                               | 7.7                   | 61.7           | 27.6                  | 80.2                          | 40.8                           | 5,890   | 31.39                                  | 33.90                               |
| Enid                        | 12,146             | 4.4                    | 72.3  | 22.7                                  | 76.8  | 2.2   | 11,669                  | 35,020                       | 2.7                      | 14.2                               | 3.4                   | 63.2           | 44.1                  | 82.8                          | 48.8                           | 7,009   | 42.30                                  | 40.90                               |
| Guthrie                     | 3,453              | 4.8                    | 77.6  | 8.9                                   | 60.2  | 2.4   | 3,264                   | 9,681                        | 2.5                      | 13.0                               | 19.2                  | 62.2           | 7.6                   | 68.1                          | 29.0                           | 4,083   | 30.30                                  | 31.04                               |
| Lawton                      | 11,354             | 4.0                    | 72.3  | 44.8                                  | 68.5  | 3.2   | 10,687                  | 34,097                       | 3.0                      | 22.6                               | 9.7                   | 52.1           | 2.9                   | 80.7                          | 56.6                           | 6,982   | 42.00                                  | 38.77                               |
| McAlester                   | 5,649              | 4.2                    | 70.9  | 27.7                                  | 68.3  | 5.1   | 5,121                   | 15,767                       | 2.8                      | 16.6                               | 11.8                  | 60.2           | 17.2                  | 75.5                          | 32.1                           | 4,278   | 28.26                                  | 28.79                               |
| Miami                       | 4,145              | 4.4                    | 82.6  | 33.0                                  | 74.0  | 4.8   | 3,839                   | 11,555                       | 2.8                      | 12.5                               | 2.9                   | 64.7           | 34.9                  | 74.4                          | 46.2                           | 5,720   | 31.35                                  | 33.38                               |
| Midwest City                | 3,166              | 4.2                    | 79.0  | 99.2                                  | 99.2  | 4.0   | 2,989                   | 10,165                       | 3.3                      | 12.5                               | 0.9                   | 72.4           | 48.7                  | 99.0                          | 99.0                           | 8,403   | 65.76                                  | 69.34                               |
| Muskogee                    | 12,739             | 4.5                    | 73.0  | 19.2                                  | 70.4  | 3.3   | 12,074                  | 36,163                       | 2.7                      | 13.8                               | 20.7                  | 59.9           | 23.1                  | 71.8                          | 41.2                           | 5,480   | 32.91                                  | 33.48                               |
| Norman                      | 6,738              | 4.2                    | 68.7  | 42.6                                  | 84.6  | 3.9   | 6,373                   | 19,206                       | 2.7                      | 11.3                               | 0.3                   | 52.1           | 40.7                  | 90.8                          | 52.9                           | 7,299   | 43.45                                  | 41.56                               |
| Oklahoma City               | 83,047             | 4.3                    | 66.5  | 27.4                                  | 78.7  | 3.2   | 78,863                  | 235,840                      | 2.7                      | 13.9                               | 8.3                   | 55.8           | 33.8                  | 84.3                          | 62.1                           | 7,684   | 39.45                                  | 40.43                               |
| Oklagee                     | 6,085              | 4.6                    | 75.3  | 12.7                                  | 59.2  | 1.8   | 5,841                   | 17,761                       | 2.9                      | 18.1                               | 20.8                  | 60.2           | 16.9                  | 74.8                          | 29.9                           | 3,751   | 31.90                                  | 35.18                               |
| Ponca City                  | 6,964              | 4.6                    | 79.1  | 25.5                                  | 84.0  | 3.7   | 6,563                   | 19,990                       | 2.8                      | 11.9                               | 4.3                   | 59.7           | 55.8                  | 81.3                          | 57.4                           | 7,675   | 40.63                                  | 43.72                               |
| Sapulpa                     | 4,344              | 4.3                    | 77.7  | 14.1                                  | 56.2  | 2.5   | 4,119                   | 12,900                       | 2.9                      | 18.4                               | 12.0                  | 64.9           | 16.3                  | 72.6                          | 26.1                           | 3,904   | 29.28                                  | 30.88                               |
| Seminole                    | 3,874              | 4.0                    | 84.2  | 11.3                                  | 71.9  | 5.0   | 3,589                   | 11,666                       | 2.5                      | 19.3                               | 6.5                   | 49.5           | 9.6                   | 79.3                          | 26.9                           | 3,782   | 31.21                                  | 33.27                               |
| Shawnee                     | 7,831              | 4.5                    | 72.9  | 13.3                                  | 74.0  | 3.3   | 7,376                   | 22,081                       | 2.7                      | 13.3                               | 4.7                   | 62.4           | 28.4                  | 81.3                          | 40.1                           | 5,408   | 32.24                                  | 32.78                               |
| Stillwater                  | 5,109              | 4.3                    | 68.2  | 36.1                                  | 84.8  | 3.0   | 4,855                   | 14,982                       | 2.5                      | 13.1                               | 3.0                   | 48.4           | 33.1                  | 84.8                          | 50.0                           | 8,360   | 43.41                                  | 43.95                               |
| Tulsa                       | 60,659             | 4.4                    | 69.4  | 25.6                                  | 79.5  | 1.8   | 58,680                  | 177,222                      | 2.7                      | 12.2                               | 9.0                   | 57.9           | 50.6                  | 84.6                          | 57.8                           | 8,138   | 37.75                                  | 37.83                               |
| COUNTIES                    |                    |                        |   |                                       |   |   |                         |                              |                          |                                    |                       |                |                       |                               |                                |   |  |                                     |
| Adair                       | 4,027              | 3.8                    | 93.3  | 23.3                                  | 13.8  | 1.1   | 3,875                   | 14,912                       | 3.3                      | 37.6                               | 14.0                  | 65.2           | 0.5                   | 42.3                          | 15.6                           | 2,580   | 16.95                                  | 22.67                               |
| Alfalfa                     | 3,858              | 4.9                    | 93.2  | 11.8                                  | 48.4  | 1.8   | 3,516                   | 10,620                       | 2.7                      | 10.1                               | 0.1                   | 66.1           | 25.5                  | 85.4                          | 21.9                           | 3,608   | 28.63                                  | 34.23                               |
| Atoka                       | 4,108              | 3.7                    | 94.1  | 30.5                                  | 15.1  | 1.6   | 3,788                   | 14,303                       | 3.2                      | 34.5                               | 10.1                  | 57.9           | 2.8                   | 43.8                          | 15.5                           | 1,863   | 17.00                                  | 22.92                               |
| Beaver                      | 2,603              | 4.6                    | 93.7  | 19.8                                  | 47.4  | 1.8   | 2,245                   | 7,401                        | 3.1                      | 14.5                               | ...                   | 69.7           | 12.9                  | 82.8                          | 18.5                           | 3,855   | 26.26                                  | 31.48                               |
| Beckham                     | 7,219              | 4.1                    | 86.2  | 19.5                                  | 52.1  | 1.8   | 6,749                   | 21,461                       | 2.9                      | 20.2                               | 1.4                   | 58.8           | 18.3                  | 80.8                          | 34.0                           | 5,246   | 37.25                                  | 39.48                               |
| Blaine                      | 5,160              | 4.4                    | 91.9  | 18.1                                  | 43.0  | 2.3   | 4,603                   | 14,948                       | 2.9                      | 42.1                               | 9.8                   | 61.0           | 19.3                  | 72.0                          | 28.8                           | 4,182   | 23.80                                  | 28.79                               |
| Bryan                       | 9,077              | 4.0                    | 87.8  | 24.6                                  | 31.6  | 1.9   | 8,361                   | 28,650                       | 3.0                      | 24.8                               | 5.6                   | 57.3           | 6.3                   | 63.5                          | 27.2                           | 3,036   | 23.85                                  | 29.38                               |
| Caddo                       | 10,989             | 4.1                    | 89.6  | 15.1                                  | 36.8  | 1.6   | 9,979                   | 34,718                       | 3.1                      | 24.6                               | 4.4                   | 54.7           | 11.8                  | 66.9                          | 22.8                           | 3,778   | 23.24                                  | 27.50                               |
| Canadian                    | 8,958              | 4.6                    | 86.5  | 16.4                                  | 55.0  | 2.1   | 7,564                   | 24,162                       | 2.8                      | 15.0                               | 5.3                   | 60.6           | 20.5                  | 80.3                          | 37.0                           | 5,667   | 29.58                                  | 32.17                               |
| Carter                      | 11,782             | 4.1                    | 87.4  | 17.9                                  | 49.1  | 1.3   | 11,110                  | 36,154                       | 2.9                      | 20.7                               | 10.1                  | 59.0           | 8.4                   | 73.9                          | 28.8                           | 3,749   | 30.50                                  | 31.90                               |
| Cherokee                    | 5,310              | 3.6                    | 91.5  | 32.8                                  | 20.6  | 1.8   | 4,862                   | 18,085                       | 3.3                      | 41.3                               | 15.2                  | 60.7           | 5.8                   | 38.6                          | 25.5                           | 3,726   | 24.98                                  | 26.08                               |
| Choctaw                     | 6,084              | 3.9                    | 92.9  | 28.2                                  | 21.4  | 1.0   | 5,701                   | 20,177                       | 3.0                      | 29.0                               | 19.8                  | 60.6           | 2.0                   | 45.7                          | 14.4                           | 2,012   | 17.18                                  | 23.00                               |
| Cimarron                    | 1,527              | 4.1                    | 91.0  | 30.0                                  | 90.9  | 2.2   | 1,341                   | 4,589                        | 3.1                      | 22.8                               | 0.1                   | 64.4           | 24.2                  | 75.0                          | 19.9                           | 5,108   | 39.31                                  | 36.36                               |
| Cleveland                   | 11,171             | 4.1                    | 73.4  | 41.7                                  | 66.7  | 4.7   | 10,251                  | 32,985                       | 2.9                      | 16.8                               | 0.9                   | 53.0           | 27.4                  | 84.1                          | 47.8                           | 6,680   | 39.49                                  | 40.09                               |
| Coal                        | 2,415              | 4.0                    | 97.3  | 14.3                                  | 12.2  | 0.4   | 2,250                   | 8,008                        | 3.1                      | 29.3                               | 7.1                   | 64.9           | 0.7                   | 48.7                          | 6.8                            | 1,486   | 13.84                                  | 21.46                               |
| Comanche                    | 16,532             | 4.0                    | 76.2  | 38.3                                  | 58.7  | 3.1   | 15,156                  | 50,168                       | 3.0                      | 23.4                               | 8.8                   | 51.0           | 6.1                   | 78.4                          | 50.9                           | 6,257   | 43.50                                  | 40.94                               |
| Cotton                      | 3,430              | 4.2                    | 93.0  | 16.4                                  | 36.2  | 2.1   | 3,050                   | 10,165                       | 2.9                      | 20.0                               | 3.9                   | 61.6           | 5.1                   | 74.7                          | 17.1                           | 3,047   | 27.59                                  | 30.43                               |
| Craig                       | 5,032              | 4.2                    | 88.6  | 19.0                                  | 33.5  | 1.3   | 4,695                   | 15,138                       | 2.8                      | 20.3                               | 5.2                   | 65.0           | 10.1                  | 63.3                          | 17.2                           | 3,384   | 24.68                                  | 27.55                               |
| Creek                       | 14,025             | 4.3                    | 87.7  | 11.0                                  | 43.7  | 1.8   | 13,028                  | 42,856                       | 2.8                      | 20.6                               | 10.0                  | 59.1           | 12.2                  | 68.4                          | 20.5                           | 2,859   | 25.09                                  | 27.18                               |
| Custer                      | 6,867              | 4.3                    | 82.2  | 20.1                                  | 50.3  | 1.9   | 6,405                   | 20,232                       | 2.8                      | 17.0                               | 4.6                   | 61.2           | 20.3                  | 79.1                          | 36.1                           | 5,075   | 31.29                                  | 35.30                               |
| Delaware                    | 5,167              | 3.6                    | 97.2  | 36.8                                  | 19.7  | 1.3   | 4,143                   | 14,671                       | 3.0                      | 31.9                               | 12.4                  | 71.8           | 4.1                   | 38.7                          | 15.2                           | 2,919   | 16.10                                  | 22.29                               |
| Dewey                       | 3,034              | 4.3                    | 96.0  | 17.1                                  | 23.7  | 2.2   | 2,632                   | 8,788                        | 3.0                      | 19.5                               | 1.9                   | 69.7           | 16.8                  | 69.6                          | 16.5                           | 3,175   | 20.65                                  | 29.14                               |
| Ellis                       | 2,492              | 4.5                    | 92.0  | 20.6                                  | 45.3  | 2.1   | 2,275                   | 7,326                        | 2.9                      | 15.7                               | ...                   | 71.0           | 11.7                  | 70.4                          | 14.0                           | 4,688   | 32.70                                  | 37.53                               |
| Garfield                    | 16,954             | 4.6                    | 78.9  | 19.6                                  | 66.1  | 2.0   | 16,032                  | 49,003                       | 2.8                      | 13.6                               | 2.5                   | 63.5           | 35.9                  | 83.2                          | 45.0                           | 6,974   | 43.17                                  | 40.00                               |
| Garvin                      | 8,948              | 4.0                    | 89.4  | 31.0                                  | 41.3  | 1.5   | 8,494                   | 29,006                       | 3.1                      | 26.1                               | 3.7                   | 55.4           | 12.6                  | 68.9                          | 28.9                           | 4,040   | 35.16                                  | 38.90                               |
| Grady                       | 11,367             | 4.2                    | 87.9  | 17.2                                  | 45.6  | 1.5   | 10,489                  | 34,311                       | 2.9                      | 36.9                               | 5.4                   | 59.2           | 22.6                  | 71.1                          | 32.8                           | 4,522   | 27.16                                  | 29.28                               |
| Grant                       | 3,852              | 5.0                    | 91.7  | 8.3                                   | 40.2  | 0.9   | 3,430                   | 10,418                       | 2.7                      | 9.1                                | 0.1                   | 65.8           | 13.5                  | 87.4                          | 19.6                           | 3,562   | 28.51                                  | 33.70                               |
| Greer                       | 3,910              | 4.3                    | 91.9  | 11.6                                  | 40.5  | 0.9   | 3,542                   | 11,198                       | 2.8                      | 16.2                               | 3.0                   | 61.1           | 6.4                   | 81.3                          | 24.7                           | 3,953   | 24.07                                  | 28.06                               |
| Harmon                      | 2,671              | 4.1                    | 91.5  | 12.0                                  | 36.6  | 1.2   | 2,448                   | 8,069                        | 3.0                      | 22.                                |                       |                |                       |                               |                                |   |  |                                     |

## HOUSING—GENERAL CHARACTERISTICS

Table 1.—SUMMARY OF SELECTED HOUSING CHARACTERISTICS, FOR THE STATE (URBAN AND RURAL), STANDARD METROPOLITAN AREAS, URBAN PLACES OF 10,000 OR MORE, AND COUNTIES: 1950—Con.

[Asterisk (\*) denotes statistics based on 20-percent sample. Percent not shown where less than 0.1. For complete-count items, percent and median not shown where base is less than 100; for sample items, percent not shown where base is less than 500]

| Area              | All dwelling units |                        |   |                                       |   |   | Occupied dwelling units |                              |                          |                                    |                       |                |                       |                               | Owner-occupied nonfarm         |   | Renter-occupied nonfarm                |                                     |
|-------------------|--------------------|------------------------|---|---------------------------------------|---|---|-------------------------|------------------------------|--------------------------|------------------------------------|-----------------------|----------------|-----------------------|-------------------------------|--------------------------------|---|--|-------------------------------------|
|                   | Total number       | Median number of rooms | Percent of dwelling units—                            |                                       |   |   | Total number            | Population in dwelling units | Median number of persons | Percent of dwelling units—         |                       |                |                       |                               | Percent mortgaged <sup>2</sup> | Median value of one-dwelling-unit structures <sup>1</sup> (dollars) | Median contract monthly rent (dollars) | Median gross monthly rent (dollars) |
|                   |                    |                        | In one-dwelling-unit detached structures <sup>1</sup> | In structures built in 1940 or later* | With hot running water, with private toilet and bath, and not dilapidated | Vacant non-seasonal not dilapidated, for rent or sale |                         |                              |                          | With 1.01 or more persons per room | Occupied by non-white | Owner occupied | With central heating* | With mechanical refrigerator* |                                |   |  |                                     |
| COUNTIES—Con.     |                    |                        |   |                                       |   |   |                         |                              |                          |                                    |                       |                |                       |                               |                                |   |  |                                     |
| Kiowa.....        | 6,496              | 4.3                    | 90.2  | 14.4                                  | 43.5  | 1.6   | 5,872                   | 18,827                       | 2.9                      | 17.5                               | 5.6                   | 59.7           | 12.2                  | 76.7                          | 20.1                           | 3,601   | 28.72                                  | 32.96                               |
| Latimer.....      | 2,850              | 4.0                    | 93.1  | 26.7                                  | 18.0  | 2.0   | 2,588                   | 9,127                        | 3.1                      | 28.1                               | 7.7                   | 64.9           | 2.4                   | 46.7                          | 15.8                           | 2,023   | 18.28                                  | 19.11                               |
| Le Flore.....     | 10,637             | 4.0                    | 94.1  | 28.2                                  | 18.8  | 1.5   | 9,820                   | 35,184                       | 3.2                      | 27.8                               | 4.9                   | 62.5           | 3.5                   | 48.0                          | 15.8                           | 1,980   | 16.41                                  | 20.94                               |
| Lincoln.....      | 7,419              | 4.4                    | 93.9  | 11.3                                  | 32.5  | 2.2   | 6,697                   | 22,028                       | 2.8                      | 19.3                               | 6.9                   | 63.7           | 9.4                   | 60.5                          | 19.6                           | 3,119   | 25.39                                  | 29.05                               |
| Logan.....        | 7,487              | 4.7                    | 87.0  | 10.7                                  | 44.0  | 2.1   | 6,741                   | 21,098                       | 2.7                      | 14.5                               | 18.7                  | 60.6           | 5.7                   | 66.2                          | 23.6                           | 3,567   | 27.73                                  | 29.81                               |
| Love.....         | 2,368              | 3.8                    | 86.9  | 23.7                                  | 21.0  | 1.5   | 2,168                   | 7,698                        | 3.2                      | 30.4                               | 6.1                   | 57.0           | 1.0                   | 66.7                          | 14.4                           | 3,459   | 22.87                                  | 23.25                               |
| McClain.....      | 4,555              | 4.1                    | 93.6  | 21.6                                  | 33.5  | 1.6   | 4,179                   | 14,637                       | 3.1                      | 24.8                               | 4.1                   | 55.4           | 13.6                  | 69.0                          | 24.9                           | 3,672   | 24.50                                  | 30.44                               |
| McCurtain.....    | 9,207              | 3.8                    | 97.8  | 30.1                                  | 13.9  | 0.8   | 8,416                   | 31,497                       | 3.3                      | 34.4                               | 23.5                  | 58.5           | 2.1                   | 45.0                          | 14.6                           | 1,771   | 10.87                                  | 18.06                               |
| McIntosh.....     | 5,247              | 3.8                    | 94.0  | 19.4                                  | 18.2  | 0.9   | 4,686                   | 17,724                       | 3.3                      | 33.6                               | 21.6                  | 54.3           | 2.7                   | 43.1                          | 16.9                           | 2,336   | 16.65                                  | 21.53                               |
| Major.....        | 3,307              | 4.5                    | 92.4  | 17.3                                  | 34.5  | 0.8   | 3,077                   | 10,241                       | 3.0                      | 17.9                               | 0.2                   | 65.7           | 15.1                  | 74.5                          | 23.6                           | 4,719   | 37.97                                  | 42.00                               |
| Marshall.....     | 2,827              | 3.9                    | 91.3  | 23.3                                  | 35.5  | 2.9   | 2,517                   | 8,177                        | 3.0                      | 24.3                               | 5.2                   | 62.1           | 5.8                   | 69.5                          | 21.0                           | 2,641   | 19.80                                  | 25.60                               |
| Mayer.....        | 6,521              | 3.9                    | 93.9  | 32.8                                  | 35.4  | 2.1   | 5,632                   | 19,375                       | 3.0                      | 26.1                               | 5.9                   | 67.9           | 4.8                   | 57.2                          | 26.9                           | 3,199   | 25.55                                  | 31.98                               |
| Murray.....       | 3,711              | 3.9                    | 83.1  | 22.2                                  | 40.3  | 1.5   | 3,408                   | 10,603                       | 2.7                      | 21.4                               | 4.1                   | 58.3           | 9.6                   | 66.0                          | 19.9                           | 3,405   | 25.97                                  | 31.11                               |
| Muskogee.....     | 20,473             | 4.2                    | 81.4  | 21.5                                  | 52.1  | 2.5   | 19,199                  | 62,966                       | 2.9                      | 20.0                               | 21.6                  | 61.1           | 16.3                  | 61.9                          | 37.9                           | 4,445   | 29.71                                  | 31.51                               |
| Noble.....        | 4,305              | 4.6                    | 88.4  | 12.3                                  | 45.0  | 1.8   | 3,904                   | 12,121                       | 2.7                      | 13.1                               | 5.2                   | 58.3           | 26.8                  | 75.3                          | 21.5                           | 4,053   | 31.96                                  | 36.62                               |
| Nowata.....       | 4,227              | 4.2                    | 92.0  | 14.7                                  | 33.9  | 1.0   | 3,922                   | 12,695                       | 2.8                      | 20.6                               | 7.4                   | 62.6           | 7.9                   | 60.5                          | 18.8                           | 3,159   | 23.21                                  | 26.33                               |
| Okfuskee.....     | 5,381              | 4.1                    | 92.7  | 12.2                                  | 24.4  | 1.2   | 4,665                   | 16,760                       | 3.1                      | 27.2                               | 25.8                  | 56.7           | 8.7                   | 50.6                          | 14.7                           | 1,938   | 20.69                                  | 23.47                               |
| Oklahoma.....     | 108,083            | 4.3                    | 71.4  | 34.2                                  | 76.5  | 3.2   | 101,924                 | 314,913                      | 2.8                      | 15.1                               | 7.8                   | 58.5           | 32.0                  | 83.7                          | 63.6                           | 7,536   | 38.58                                  | 39.54                               |
| Oklmulgee.....    | 14,022             | 4.3                    | 84.0  | 13.3                                  | 42.9  | 1.9   | 13,208                  | 43,837                       | 2.9                      | 21.8                               | 17.0                  | 61.5           | 11.1                  | 67.5                          | 22.6                           | 2,911   | 27.81                                  | 32.08                               |
| Osage.....        | 11,212             | 4.3                    | 86.5  | 12.0                                  | 50.2  | 2.6   | 9,949                   | 32,803                       | 2.9                      | 18.7                               | 6.1                   | 50.4           | 16.9                  | 73.7                          | 19.0                           | 2,585   | 24.89                                  | 31.11                               |
| Ottawa.....       | 11,183             | 4.0                    | 88.8  | 20.0                                  | 43.9  | 3.4   | 9,997                   | 31,887                       | 2.9                      | 19.2                               | 2.7                   | 68.1           | 20.4                  | 64.7                          | 31.3                           | 2,905   | 24.31                                  | 26.06                               |
| Pawnee.....       | 4,404              | 4.4                    | 93.3  | 6.7                                   | 36.8  | 0.9   | 4,049                   | 13,245                       | 2.8                      | 18.3                               | 5.5                   | 64.6           | 8.7                   | 70.7                          | 15.1                           | 2,999   | 22.77                                  | 28.30                               |
| Payne.....        | 13,825             | 4.2                    | 80.2  | 29.6                                  | 61.3  | 2.2   | 12,978                  | 41,013                       | 2.8                      | 15.5                               | 3.1                   | 51.4           | 23.0                  | 77.2                          | 36.5                           | 5,675   | 39.26                                  | 38.06                               |
| Pittsburg.....    | 12,753             | 4.1                    | 84.9  | 23.7                                  | 39.0  | 2.9   | 11,480                  | 38,690                       | 3.0                      | 22.4                               | 8.8                   | 63.4           | 12.1                  | 62.5                          | 21.7                           | 2,577   | 23.90                                  | 25.25                               |
| Pontotoc.....     | 9,841              | 4.1                    | 84.0  | 17.8                                  | 50.1  | 2.3   | 9,302                   | 30,313                       | 2.9                      | 20.0                               | 4.7                   | 58.1           | 10.5                  | 73.4                          | 33.0                           | 4,189   | 29.34                                  | 30.32                               |
| Pottawatomie..... | 14,439             | 4.3                    | 83.4  | 12.8                                  | 53.5  | 2.5   | 13,194                  | 42,336                       | 2.9                      | 18.0                               | 4.9                   | 62.9           | 17.3                  | 71.6                          | 32.4                           | 4,572   | 29.59                                  | 31.14                               |
| Pushmataha.....   | 3,765              | 3.8                    | 94.3  | 32.9                                  | 10.1  | 1.7   | 3,401                   | 11,989                       | 3.0                      | 29.6                               | 7.1                   | 62.1           | 2.6                   | 41.1                          | 9.4                            | 1,713   | 15.46                                  | 22.64                               |
| Roger Mills.....  | 2,457              | 4.0                    | 85.6  | 16.7                                  | 25.0  | 1.1   | 2,190                   | 7,386                        | 3.1                      | 24.6                               | 1.5                   | 65.8           | 4.1                   | 68.0                          | 15.9                           | 2,768   | 22.42                                  | 28.10                               |
| Rogers.....       | 6,130              | 4.0                    | 87.8  | 9.4                                   | 33.5  | 1.3   | 5,721                   | 19,236                       | 2.9                      | 24.7                               | 5.8                   | 61.2           | 7.1                   | 53.0                          | 25.5                           | 3,366   | 24.28                                  | 25.08                               |
| Seminole.....     | 12,337             | 4.1                    | 89.0  | 9.1                                   | 52.5  | 2.4   | 11,498                  | 40,314                       | 3.1                      | 23.5                               | 12.8                  | 56.1           | 8.5                   | 72.4                          | 21.6                           | 2,800   | 26.25                                  | 29.06                               |
| Sequoyah.....     | 5,323              | 3.8                    | 95.0  | 39.4                                  | 15.1  | 0.9   | 5,002                   | 19,739                       | 3.4                      | 38.2                               | 10.5                  | 66.0           | 3.8                   | 40.1                          | 9.2                            | 2,060   | 16.26                                  | 21.63                               |
| Stephens.....     | 11,124             | 4.0                    | 86.8  | 32.2                                  | 53.6  | 2.6   | 10,325                  | 33,863                       | 3.0                      | 22.4                               | 2.1                   | 60.3           | 16.6                  | 78.7                          | 41.6                           | 4,830   | 36.15                                  | 38.81                               |
| Texas.....        | 4,591              | 4.3                    | 86.3  | 36.0                                  | 63.9  | 2.6   | 4,175                   | 13,794                       | 3.0                      | 19.7                               | 0.1                   | 60.5           | 33.5                  | 82.7                          | 33.5                           | 6,370   | 44.63                                  | 40.97                               |
| Tillman.....      | 6,034              | 4.2                    | 92.4  | 17.9                                  | 43.1  | 0.7   | 5,250                   | 17,324                       | 2.9                      | 20.3                               | 10.7                  | 57.7           | 8.9                   | 76.4                          | 24.6                           | 4,032   | 25.69                                  | 29.62                               |
| Tulsa.....        | 81,251             | 4.2                    | 74.5  | 29.7                                  | 73.2  | 2.2   | 78,003                  | 244,763                      | 2.8                      | 15.2                               | 8.4                   | 60.2           | 43.6                  | 82.4                          | 56.1                           | 7,317   | 36.35                                  | 36.93                               |
| Wagoner.....      | 4,951              | 4.0                    | 90.5  | 21.6                                  | 22.8  | 1.7   | 4,599                   | 16,722                       | 3.1                      | 30.0                               | 23.5                  | 59.6           | 5.3                   | 40.8                          | 19.4                           | 2,189   | 19.45                                  | 23.03                               |
| Washington.....   | 10,738             | 4.5                    | 84.1  | 23.6                                  | 60.5  | 1.4   | 10,269                  | 32,340                       | 2.8                      | 15.0                               | 4.8                   | 65.3           | 41.5                  | 75.7                          | 46.9                           | 6,917   | 38.12                                  | 40.03                               |
| Washita.....      | 5,901              | 4.5                    | 93.4  | 14.2                                  | 33.4  | 1.9   | 5,290                   | 17,613                       | 3.0                      | 17.0                               | 1.0                   | 60.4           | 9.9                   | 79.2                          | 26.4                           | 4,066   | 25.94                                  | 30.93                               |
| Woods.....        | 4,917              | 4.5                    | 83.5  | 19.9                                  | 57.7  | 2.7   | 4,520                   | 14,171                       | 2.8                      | 13.5                               | ...                   | 62.9           | 31.0                  | 80.9                          | 26.4                           | 5,315   | 35.66                                  | 37.89                               |
| Woodward.....     | 4,573              | 4.2                    | 80.3  | 32.6                                  | 51.3  | 2.2   | 4,133                   | 12,891                       | 2.8                      | 17.4                               | 0.1                   | 65.1           | 23.0                  | 73.5                          | 29.8                           | 5,346   | 37.64                                  | 40.96                               |

<sup>1</sup> Includes occupied trailers.

<sup>2</sup> Restricted to units in 1- to 4-dwelling-unit structures without business.

<sup>3</sup> Restricted to 1-dwelling-unit properties.

Table 2.—OCCUPANCY, TENURE, AND RACE OF OCCUPANTS, FOR THE STATE, URBAN AND RURAL: 1950

[Percent not shown where less than 0.1]

| Occupancy, tenure, and race of occupants          | The State | Urban and rural nonfarm |         |               |           | Rural farm | Percent distribution    |       |               |            |  |
|---|-----------|-------------------------|---------|---------------|-----------|------------|-------------------------|-------|---------------|------------|--|
|   |           | Total                   | Urban   | Rural nonfarm | The State |            | Urban and rural nonfarm |       |               | Rural farm |  |
|   |           |                         |         |               |           |            | Total                   | Urban | Rural nonfarm |            |  |
| All dwelling units                                | 715,691   | 553,187                 | 379,327 | 173,860       | 162,504   | 100.0      | 100.0                   | 100.0 | 100.0         | 100.0      |  |
| Urban-farm dwelling units                         | 991       | 991                     | 991     | ...           | ...       | 0.1        | 0.2                     | 0.3   | ...           | ...        |  |
| Occupied dwelling units                           | 663,203   | 518,606                 | 360,692 | 157,914       | 144,597   | 92.7       | 93.7                    | 95.1  | 90.8          | 89.0       |  |
| Owner occupied                                    | 397,811   | 308,710                 | 212,155 | 96,555        | 89,101    | 55.6       | 55.8                    | 55.9  | 55.5          | 54.8       |  |
| White   | 369,527   | 287,215                 | 197,614 | 89,601        | 82,312    | 51.6       | 51.9                    | 52.1  | 51.5          | 50.7       |  |
| Negro   | 21,894    | 18,455                  | 13,224  | 5,231         | 3,439     | 3.1        | 3.3                     | 3.5   | 3.0           | 2.1        |  |
| Other races                                       | 6,390     | 3,040                   | 1,317   | 1,723         | 3,350     | 0.9        | 0.5                     | 0.3   | 1.0           | 2.1        |  |
| Renter occupied                                   | 265,392   | 209,896                 | 148,537 | 61,359        | 55,496    | 37.1       | 37.9                    | 39.2  | 35.3          | 34.2       |  |
| White   | 241,836   | 190,938                 | 134,112 | 56,826        | 50,898    | 33.8       | 34.5                    | 35.4  | 32.7          | 31.3       |  |
| Negro   | 18,080    | 14,951                  | 12,368  | 2,583         | 3,129     | 2.5        | 2.7                     | 3.3   | 1.5           | 1.9        |  |
| Other races                                       | 5,476     | 4,007                   | 2,057   | 1,950         | 1,469     | 0.8        | 0.7                     | 0.5   | 1.1           | 0.9        |  |
| Nonresident dwelling units                        | 1,186     | 699                     | 427     | 272           | 487       | 0.2        | 0.1                     | 0.1   | 0.2           | 0.3        |  |
| Vacant dwelling units                             | 51,302    | 33,882                  | 18,208  | 15,674        | 17,420    | 7.2        | 6.1                     | 4.8   | 9.0           | 10.7       |  |
| Nonseasonal not dilapidated, for rent or sale     | 15,650    | 13,466                  | 10,362  | 3,104         | 2,184     | 2.2        | 2.4                     | 2.7   | 1.8           | 1.3        |  |
| For rent  | 10,642    | 9,139                   | 6,881   | 2,258         | 1,503     | 1.5        | 1.7                     | 1.8   | 1.3           | 0.9        |  |
| For sale only                                     | 5,008     | 4,327                   | 3,481   | 846           | 681       | 0.7        | 0.8                     | 0.9   | 0.5           | 0.4        |  |
| Nonseasonal not dilapidated, not for rent or sale | 13,884    | 9,089                   | 4,700   | 4,389         | 4,795     | 1.9        | 1.6                     | 1.2   | 2.5           | 3.0        |  |
| Nonseasonal dilapidated                           | 16,245    | 7,855                   | 2,661   | 5,194         | 8,390     | 2.3        | 1.4                     | 0.7   | 3.0           | 5.2        |  |
| Seasonal  | 5,523     | 3,472                   | 485     | 2,987         | 2,051     | 0.8        | 0.6                     | 0.1   | 1.7           | 1.3        |  |

Table 3.—OCCUPIED DWELLING UNITS BY TENURE AND COLOR OF OCCUPANTS, FOR THE STATE, URBAN AND RURAL: 1950 AND 1940

[Minus sign (-) denotes decrease. Percent not shown where less than 0.1 or where base is less than 100]

| Area and color of occupants | 1950, occupied dwelling units |                  |                |         |                 | 1940, occupied dwelling units |                  |                |         |                 | Increase, 1940 to 1950 |         |
|-----------------------------|-------------------------------|------------------|----------------|---------|-----------------|-------------------------------|------------------|----------------|---------|-----------------|------------------------|---------|
|                             | Total                         |                  | Owner occupied |         | Renter occupied | Total                         |                  | Owner occupied |         | Renter occupied | Number                 | Percent |
|                             | Number                        | Percent by color | Number         | Percent |                 | Number                        | Percent by color | Number         | Percent |                 |                        |         |
| The State                   | 663,203                       | 100.0            | 397,811        | 60.0    | 265,392         | 610,481                       | 100.0            | 261,162        | 42.8    | 349,319         | 52,722                 | 8.6     |
| White                       | 611,363                       | 92.2             | 369,527        | 60.4    | 241,836         | 555,307                       | 91.0             | 238,850        | 43.0    | 316,457         | 56,056                 | 10.1    |
| Nonwhite                    | 51,840                        | 7.8              | 28,284         | 54.6    | 23,556          | 55,174                        | 9.0              | 22,312         | 40.4    | 32,862          | -3,334                 | -6.0    |
| Urban and rural nonfarm     | 518,606                       | 100.0            | 308,710        | 59.5    | 209,896         | 394,384                       | 100.0            | 175,149        | 44.4    | 219,235         | 124,222                | 31.5    |
| White                       | 478,153                       | 92.2             | 287,215        | 60.1    | 190,938         | 359,450                       | 91.1             | 161,240        | 44.9    | 198,210         | 118,703                | 33.0    |
| Nonwhite                    | 40,453                        | 7.8              | 21,495         | 53.1    | 18,958          | 34,934                        | 8.9              | 13,909         | 39.8    | 21,025          | 5,519                  | 15.8    |
| Urban                       | 360,692                       | 100.0            | 212,155        | 58.8    | 148,537         | 254,779                       | 100.0            | 109,403        | 42.9    | 145,376         | 105,913                | 41.6    |
| White                       | 331,726                       | 92.0             | 197,614        | 59.6    | 134,112         | 230,506                       | 90.5             | 100,588        | 43.6    | 129,918         | 101,220                | 43.9    |
| Nonwhite                    | 28,966                        | 8.0              | 14,541         | 50.2    | 14,425          | 24,273                        | 9.5              | 8,815          | 36.3    | 15,458          | 4,693                  | 19.3    |
| Rural nonfarm               | 157,914                       | 100.0            | 96,555         | 61.1    | 61,359          | 139,605                       | 100.0            | 65,746         | 47.1    | 73,859          | 18,309                 | 13.1    |
| White                       | 146,427                       | 92.7             | 89,601         | 61.2    | 56,826          | 128,944                       | 92.4             | 60,652         | 47.0    | 68,292          | 17,483                 | 13.6    |
| Nonwhite                    | 11,487                        | 7.3              | 6,954          | 60.5    | 4,533           | 10,661                        | 7.6              | 5,094          | 47.8    | 5,567           | 826                    | 7.7     |
| Rural farm                  | 144,597                       | 100.0            | 89,101         | 61.6    | 55,496          | 216,097                       | 100.0            | 86,013         | 39.8    | 130,084         | -71,500                | -33.1   |
| White                       | 133,210                       | 92.1             | 82,312         | 61.8    | 50,898          | 195,857                       | 90.6             | 77,610         | 39.6    | 118,247         | -62,647                | -32.0   |
| Nonwhite                    | 11,387                        | 7.9              | 6,789          | 59.6    | 4,598           | 20,240                        | 9.4              | 8,403          | 41.5    | 11,837          | -8,853                 | -43.7   |

Table 4.—POPULATION PER OCCUPIED DWELLING UNIT BY COLOR OF OCCUPANTS, FOR THE STATE, URBAN AND RURAL: 1950 AND 1940

[Population per occupied dwelling unit not shown where population is less than 100]

| Subject                      | The State |           |           | Urban and rural nonfarm |           |           |           |           |           |               |         |           | Rural farm |         |           |  |
|------------------------------|-----------|-----------|-----------|-------------------------|-----------|-----------|-----------|-----------|-----------|---------------|---------|-----------|------------|---------|-----------|--|
|                              | Total     | White     | Non-white | Total                   | White     | Non-white | Urban     |           |           | Rural nonfarm |         |           | Total      | White   | Non-white |  |
|                              |           |           |           |                         |           |           | Total     | White     | Non-white | Total         | White   | Non-white |            |         |           |  |
| 1950                         |           |           |           |                         |           |           |           |           |           |               |         |           |            |         |           |  |
| Population in dwelling units | 2,166,511 | 1,974,677 | 191,834   | 1,613,826               | 1,474,026 | 139,800   | 1,096,147 | 1,000,564 | 95,583    | 517,679       | 473,462 | 44,217    | 552,685    | 500,651 | 52,034    |  |
| Per occupied dwelling unit   | 3.3       | 3.2       | 3.7       | 3.1                     | 3.1       | 3.5       | 3.0       | 3.0       | 3.3       | 3.3           | 3.2     | 3.8       | 3.8        | 3.8     | 4.6       |  |
| 1940                         |           |           |           |                         |           |           |           |           |           |               |         |           |            |         |           |  |
| Total population             | 2,336,434 | 2,104,228 | 232,206   | 1,409,693               | 1,276,535 | 133,158   | 879,663   | 792,333   | 87,330    | 530,030       | 484,202 | 45,828    | 926,741    | 827,693 | 99,048    |  |
| Per occupied dwelling unit   | 3.8       | 3.8       | 4.2       | 3.6                     | 3.6       | 3.8       | 3.5       | 3.4       | 3.6       | 3.8           | 3.8     | 4.3       | 4.3        | 4.2     | 4.9       |  |

## HOUSING—GENERAL CHARACTERISTICS

Table 5.—DWELLING UNITS BY TYPE OF STRUCTURE AND OCCUPANCY, FOR THE STATE, URBAN AND RURAL: 1950

[Percent not shown where less than 0.1 or where base is less than 100]

| Type of structure and occupancy                                 | The State | Urban and rural nonfarm |         |               |           | Rural farm | Percent distribution    |       |               |            |  |
|---|-----------|-------------------------|---------|---------------|-----------|------------|-------------------------|-------|---------------|------------|--|
|   |           | Total                   | Urban   | Rural nonfarm | The State |            | Urban and rural nonfarm |       |               | Rural farm |  |
|   |           |                         |         |               |           |            | Total                   | Urban | Rural nonfarm |            |  |
| <b>ALL DWELLING UNITS</b>                                       |           |                         |         |               |           |            |                         |       |               |            |  |
| Total dwelling units.....                                       | 715,691   | 553,187                 | 379,327 | 173,860       | 162,504   | 100.0      | 100.0                   | 100.0 | 100.0         | 100.0      |  |
| 1 dwelling unit, detached.....                                  | 594,511   | 435,322                 | 278,112 | 157,210       | 159,189   | 83.1       | 78.7                    | 73.3  | 90.4          | 98.0       |  |
| 1 dwelling unit, attached.....                                  | 6,218     | 5,168                   | 3,120   | 2,048         | 1,050     | 0.9        | 0.9                     | 0.8   | 1.2           | 0.6        |  |
| 1 and 2 dwelling unit, semidetached.....                        | 13,377    | 12,766                  | 10,567  | 2,199         | 611       | 1.9        | 2.3                     | 2.8   | 1.3           | 0.4        |  |
| 2 dwelling unit, other.....                                     | 42,658    | 41,670                  | 36,326  | 5,344         | 988       | 6.0        | 7.5                     | 9.6   | 3.1           | 0.6        |  |
| 3 and 4 dwelling unit.....                                      | 26,328    | 26,090                  | 23,260  | 2,830         | 238       | 3.7        | 4.7                     | 6.1   | 1.6           | 0.1        |  |
| 5 to 9 dwelling unit.....                                       | 17,047    | 16,935                  | 14,947  | 1,988         | 112       | 2.4        | 3.1                     | 3.9   | 1.1           | 0.1        |  |
| 10 to 19 dwelling unit.....                                     | 8,015     | 7,922                   | 7,175   | 747           | 93        | 1.1        | 1.4                     | 1.9   | 0.4           | 0.1        |  |
| 20 to 49 dwelling unit.....                                     | 2,914     | 2,858                   | 2,760   | 98            | 56        | 0.4        | 0.5                     | 0.7   | 0.1           | ...        |  |
| 50 dwelling unit or more.....                                   | 874       | 874                     | 874     | ...           | ...       | 0.1        | 0.2                     | 0.2   | ...           | ...        |  |
| Trailers.....   | 3,749     | 3,582                   | 2,186   | 1,396         | 167       | 0.5        | 0.6                     | 0.6   | 0.8           | 0.1        |  |
| <b>ALL OCCUPIED UNITS</b>                                       |           |                         |         |               |           |            |                         |       |               |            |  |
| Total dwelling units.....                                       | 663,203   | 518,606                 | 360,692 | 157,914       | 144,597   | 100.0      | 100.0                   | 100.0 | 100.0         | 100.0      |  |
| 1 dwelling unit, detached.....                                  | 550,376   | 408,611                 | 265,927 | 142,684       | 141,765   | 83.0       | 78.8                    | 73.7  | 90.4          | 98.0       |  |
| 1 dwelling unit, attached.....                                  | 5,795     | 4,882                   | 2,956   | 1,926         | 913       | 0.9        | 0.9                     | 0.8   | 1.2           | 0.6        |  |
| 1 and 2 dwelling unit, semidetached.....                        | 12,557    | 12,021                  | 10,022  | 1,999         | 536       | 1.9        | 2.3                     | 2.8   | 1.3           | 0.4        |  |
| 2 dwelling unit, other.....                                     | 40,538    | 39,612                  | 34,552  | 5,060         | 926       | 6.1        | 7.6                     | 9.6   | 3.2           | 0.6        |  |
| 3 and 4 dwelling unit.....                                      | 24,179    | 24,010                  | 21,525  | 2,485         | 169       | 3.6        | 4.6                     | 6.0   | 1.6           | 0.1        |  |
| 5 to 9 dwelling unit.....                                       | 15,400    | 15,351                  | 13,711  | 1,640         | 49        | 2.3        | 3.0                     | 3.8   | 1.0           | ...        |  |
| 10 to 19 dwelling unit.....                                     | 7,194     | 7,144                   | 6,499   | 645           | 50        | 1.1        | 1.4                     | 1.8   | 0.4           | ...        |  |
| 20 to 49 dwelling unit.....                                     | 2,561     | 2,539                   | 2,460   | 79            | 22        | 0.4        | 0.5                     | 0.7   | 0.1           | ...        |  |
| 50 dwelling unit or more.....                                   | 854       | 854                     | 854     | ...           | ...       | 0.1        | 0.2                     | 0.2   | ...           | ...        |  |
| Trailers.....   | 3,749     | 3,582                   | 2,186   | 1,396         | 167       | 0.6        | 0.7                     | 0.6   | 0.9           | 0.1        |  |
| <b>OWNER-OCCUPIED UNITS</b>                                     |           |                         |         |               |           |            |                         |       |               |            |  |
| Total dwelling units.....                                       | 397,811   | 308,710                 | 212,155 | 96,555        | 89,101    | 100.0      | 100.0                   | 100.0 | 100.0         | 100.0      |  |
| 1 dwelling unit, detached.....                                  | 372,759   | 285,226                 | 193,490 | 91,736        | 87,533    | 93.7       | 92.4                    | 91.2  | 95.0          | 98.2       |  |
| 1 dwelling unit, attached.....                                  | 2,150     | 1,578                   | 764     | 814           | 572       | 0.5        | 0.5                     | 0.4   | 0.8           | 0.6        |  |
| 1 and 2 dwelling unit, semidetached.....                        | 3,370     | 3,080                   | 2,391   | 689           | 290       | 0.8        | 1.0                     | 1.1   | 0.7           | 0.3        |  |
| 2 dwelling unit, other.....                                     | 11,889    | 11,427                  | 9,813   | 1,614         | 462       | 3.0        | 3.7                     | 4.6   | 1.7           | 0.5        |  |
| 3 and 4 dwelling unit.....                                      | 3,261     | 3,180                   | 2,833   | 347           | 81        | 0.8        | 1.0                     | 1.3   | 0.4           | 0.1        |  |
| 5 dwelling unit or more.....                                    | 1,358     | 1,323                   | 1,156   | 167           | 35        | 0.3        | 0.4                     | 0.5   | 0.2           | ...        |  |
| Trailers.....   | 3,024     | 2,896                   | 1,708   | 1,188         | 128       | 0.8        | 0.9                     | 0.8   | 1.2           | 0.1        |  |
| <b>RENTER-OCCUPIED UNITS</b>                                    |           |                         |         |               |           |            |                         |       |               |            |  |
| Total dwelling units.....                                       | 265,392   | 209,896                 | 148,537 | 61,359        | 55,496    | 100.0      | 100.0                   | 100.0 | 100.0         | 100.0      |  |
| 1 dwelling unit, detached.....                                  | 177,617   | 123,385                 | 72,437  | 50,948        | 54,232    | 66.9       | 58.8                    | 48.8  | 83.0          | 97.7       |  |
| 1 dwelling unit, attached.....                                  | 3,645     | 3,304                   | 2,192   | 1,112         | 341       | 1.4        | 1.6                     | 1.5   | 1.8           | 0.6        |  |
| 1 and 2 dwelling unit, semidetached.....                        | 9,187     | 8,941                   | 7,631   | 1,310         | 246       | 3.5        | 4.3                     | 5.1   | 2.1           | 0.4        |  |
| 2 dwelling unit, other.....                                     | 28,649    | 28,185                  | 24,739  | 3,446         | 464       | 10.8       | 13.4                    | 16.7  | 5.6           | 0.8        |  |
| 3 and 4 dwelling unit.....                                      | 20,918    | 20,830                  | 18,692  | 2,138         | 88        | 7.9        | 9.9                     | 12.6  | 3.5           | 0.2        |  |
| 5 to 9 dwelling unit.....                                       | 14,395    | 14,369                  | 12,847  | 1,522         | 26        | 5.4        | 6.8                     | 8.6   | 2.5           | ...        |  |
| 10 to 19 dwelling unit.....                                     | 6,910     | 6,869                   | 6,268   | 601           | 41        | 2.6        | 3.3                     | 4.2   | 1.0           | 0.1        |  |
| 20 to 49 dwelling unit.....                                     | 2,502     | 2,483                   | 2,409   | 74            | 19        | 0.9        | 1.2                     | 1.6   | 0.1           | ...        |  |
| 50 dwelling unit or more.....                                   | 844       | 844                     | 844     | ...           | ...       | 0.3        | 0.4                     | 0.6   | ...           | ...        |  |
| Trailers.....   | 725       | 686                     | 478     | 208           | 39        | 0.3        | 0.3                     | 0.3   | 0.3           | 0.1        |  |
| <b>VACANT NONSEASONAL NOT DILAPIDATED,<br/>FOR RENT OR SALE</b> |           |                         |         |               |           |            |                         |       |               |            |  |
| Total dwelling units.....                                       | 15,650    | 13,466                  | 10,362  | 3,104         | 2,184     | 100.0      | 100.0                   | 100.0 | 100.0         | 100.0      |  |
| 1 dwelling unit, detached.....                                  | 10,064    | 8,100                   | 5,806   | 2,294         | 1,964     | 64.3       | 60.2                    | 56.0  | 73.9          | 89.9       |  |
| 1 dwelling unit, attached.....                                  | 120       | 104                     | 73      | 31            | 16        | 0.8        | 0.8                     | 0.7   | 1.0           | 0.7        |  |
| 1 and 2 dwelling unit, semidetached.....                        | 435       | 410                     | 331     | 79            | 26        | 2.8        | 3.0                     | 3.2   | 2.5           | 1.1        |  |
| 2 dwelling unit, other.....                                     | 1,402     | 1,372                   | 1,220   | 152           | 30        | 9.0        | 10.2                    | 11.8  | 4.9           | 1.4        |  |
| 3 and 4 dwelling unit.....                                      | 1,500     | 1,459                   | 1,233   | 226           | 41        | 9.6        | 10.8                    | 11.9  | 7.3           | 1.9        |  |
| 5 dwelling unit or more.....                                    | 2,129     | 2,021                   | 1,699   | 322           | 108       | 13.6       | 15.0                    | 16.4  | 10.4          | 4.9        |  |
| <b>ALL OTHER</b>  |           |                         |         |               |           |            |                         |       |               |            |  |
| Total dwelling units.....                                       | 36,838    | 21,115                  | 8,273   | 12,842        | 15,723    | ...        | ...                     | ...   | ...           | ...        |  |

Table 6.—DWELLING UNITS BY YEAR BUILT, FOR THE STATE, URBAN AND RURAL: 1950

[Asterisk (\*) denotes statistics based on 20-percent sample. Percent not shown where less than 0.1 or where base is less than 500]

| Year built                        | The State | Urban and rural nonfarm |         |               |           | Rural farm | Percent distribution    |       |               |            |  |
|-----------------------------------|-----------|-------------------------|---------|---------------|-----------|------------|-------------------------|-------|---------------|------------|--|
|                                   |           | Total                   | Urban   | Rural nonfarm | The State |            | Urban and rural nonfarm |       |               | Rural farm |  |
|                                   |           |                         |         |               |           |            | Total                   | Urban | Rural nonfarm |            |  |
| All dwelling units.....           | 715,691   | 553,187                 | 379,327 | 173,860       | 162,504   | ...        | ...                     | ...   | ...           | ...        |  |
| Number reporting year built*..... | 684,950   | 529,940                 | 364,130 | 165,810       | 155,010   | 100.0      | 100.0                   | 100.0 | 100.0         | 100.0      |  |
| 1945 or later.....                | 112,550   | 95,900                  | 66,545  | 29,355        | 16,650    | 16.4       | 18.1                    | 18.3  | 17.7          | 10.7       |  |
| 1940 to 1944.....                 | 51,500    | 41,475                  | 29,755  | 11,720        | 10,025    | 7.5        | 7.8                     | 8.2   | 7.1           | 6.5        |  |
| 1930 to 1939.....                 | 123,425   | 95,405                  | 64,620  | 30,785        | 28,020    | 18.0       | 18.0                    | 17.7  | 18.6          | 18.1       |  |
| 1920 to 1929.....                 | 185,590   | 147,505                 | 107,275 | 40,230        | 38,085    | 27.1       | 27.8                    | 29.5  | 24.3          | 24.6       |  |
| 1919 or earlier.....              | 211,885   | 149,655                 | 95,935  | 53,720        | 62,230    | 30.9       | 28.2                    | 26.3  | 32.4          | 40.1       |  |

Table 7.—CONDITION AND PLUMBING FACILITIES BY OCCUPANCY AND COLOR OF OCCUPANTS, FOR THE STATE, URBAN AND RURAL: 1950

[Percent not shown where less than 0.1 or where base is less than 100]

| Condition and plumbing facilities, occupancy, and color of occupants | The State | Urban and rural nonfarm |         |               |           | Rural farm | Percent distribution    |       |               |            |  |
|--|-----------|-------------------------|---------|---------------|-----------|------------|-------------------------|-------|---------------|------------|--|
|  |           | Total                   | Urban   | Rural nonfarm | The State |            | Urban and rural nonfarm |       |               | Rural farm |  |
|  |           |                         |         |               |           |            | Total                   | Urban | Rural nonfarm |            |  |
| <b>ALL DWELLING UNITS</b>  |           |                         |         |               |           |            |                         |       |               |            |  |
| Total dwelling units.....  | 715,691   | 553,187                 | 379,327 | 173,860       | 162,504   | ...        | ...                     | ...   | ...           | ...        |  |
| Number reporting.....  | 690,780   | 535,321                 | 368,487 | 166,834       | 155,459   | 100.0      | 100.0                   | 100.0 | 100.0         | 100.0      |  |
| Not dilapidated:   |           |                         |         |               |           |            |                         |       |               |            |  |
| With private toilet and bath, and hot running water.....             | 357,166   | 333,038                 | 269,622 | 63,416        | 24,128    | 51.7       | 62.2                    | 73.2  | 38.0          | 15.5       |  |
| With private toilet and bath, and only cold water.....               | 9,130     | 7,166                   | 3,552   | 3,614         | 1,964     | 1.3        | 1.3                     | 1.0   | 2.2           | 1.3        |  |
| With running water, lacking private toilet or bath.....              | 93,994    | 75,980                  | 48,728  | 27,252        | 18,014    | 13.6       | 14.2                    | 13.2  | 16.3          | 11.6       |  |
| No running water.....  | 127,620   | 55,044                  | 15,523  | 39,521        | 72,576    | 18.5       | 10.3                    | 4.2   | 23.7          | 46.7       |  |
| Dilapidated:   |           |                         |         |               |           |            |                         |       |               |            |  |
| With private toilet and bath, and hot running water.....             | 8,683     | 8,217                   | 6,436   | 1,781         | 466       | 1.3        | 1.5                     | 1.7   | 1.1           | 0.3        |  |
| Lacking hot water, private toilet or bath.....                       | 94,187    | 55,876                  | 24,626  | 31,250        | 38,311    | 13.6       | 10.4                    | 6.7   | 18.7          | 24.6       |  |
| Condition or plumbing facilities not reported.....                   | 24,911    | 17,866                  | 10,840  | 7,026         | 7,045     | ...        | ...                     | ...   | ...           | ...        |  |
| <b>ALL OCCUPIED UNITS</b>  |           |                         |         |               |           |            |                         |       |               |            |  |
| Total  |           |                         |         |               |           |            |                         |       |               |            |  |
| Total dwelling units.....  | 663,203   | 518,606                 | 360,692 | 157,914       | 144,597   | ...        | ...                     | ...   | ...           | ...        |  |
| Number reporting.....  | 643,533   | 504,006                 | 351,673 | 152,333       | 139,527   | 100.0      | 100.0                   | 100.0 | 100.0         | 100.0      |  |
| Not dilapidated:   |           |                         |         |               |           |            |                         |       |               |            |  |
| With private toilet and bath, and hot running water.....             | 342,311   | 319,348                 | 259,223 | 60,125        | 22,963    | 53.2       | 63.4                    | 73.7  | 39.5          | 16.5       |  |
| With private toilet and bath, and only cold water.....               | 8,528     | 6,671                   | 3,390   | 3,281         | 1,857     | 1.3        | 1.3                     | 1.0   | 2.2           | 1.3        |  |
| With running water, lacking private toilet or bath.....              | 89,162    | 71,883                  | 45,940  | 25,943        | 17,279    | 13.9       | 14.3                    | 13.1  | 17.0          | 12.4       |  |
| No running water.....  | 117,255   | 50,007                  | 14,507  | 35,500        | 67,248    | 18.2       | 9.9                     | 4.1   | 23.3          | 48.2       |  |
| Dilapidated:   |           |                         |         |               |           |            |                         |       |               |            |  |
| With private toilet and bath, and hot running water.....             | 8,170     | 7,739                   | 6,094   | 1,645         | 431       | 1.3        | 1.5                     | 1.7   | 1.1           | 0.3        |  |
| Lacking hot water, private toilet or bath.....                       | 78,107    | 48,358                  | 22,519  | 25,839        | 29,749    | 12.1       | 9.6                     | 6.4   | 17.0          | 21.3       |  |
| Condition or plumbing facilities not reported.....                   | 19,670    | 14,600                  | 9,019   | 5,581         | 5,070     | ...        | ...                     | ...   | ...           | ...        |  |
| White  |           |                         |         |               |           |            |                         |       |               |            |  |
| Total dwelling units.....  | 611,363   | 478,153                 | 331,726 | 146,427       | 133,210   | ...        | ...                     | ...   | ...           | ...        |  |
| Number reporting.....  | 593,741   | 465,164                 | 323,873 | 141,291       | 128,577   | 100.0      | 100.0                   | 100.0 | 100.0         | 100.0      |  |
| Not dilapidated:   |           |                         |         |               |           |            |                         |       |               |            |  |
| With private toilet and bath, and hot running water.....             | 331,216   | 308,581                 | 249,449 | 59,132        | 22,635    | 55.8       | 66.3                    | 77.0  | 41.9          | 17.6       |  |
| With private toilet and bath, and only cold water.....               | 7,902     | 6,090                   | 2,882   | 3,208         | 1,812     | 1.3        | 1.3                     | 0.9   | 2.3           | 1.4        |  |
| With running water, lacking private toilet or bath.....              | 83,068    | 66,158                  | 41,003  | 25,155        | 16,910    | 14.0       | 14.2                    | 12.7  | 17.8          | 13.2       |  |
| No running water.....  | 102,677   | 40,632                  | 9,427   | 31,205        | 62,045    | 17.3       | 8.7                     | 2.9   | 22.1          | 48.3       |  |
| Dilapidated:   |           |                         |         |               |           |            |                         |       |               |            |  |
| With private toilet and bath, and hot running water.....             | 7,552     | 7,131                   | 5,530   | 1,601         | 421       | 1.3        | 1.5                     | 1.7   | 1.1           | 0.3        |  |
| Lacking hot water, private toilet or bath.....                       | 61,326    | 36,572                  | 15,582  | 20,990        | 24,784    | 10.3       | 7.9                     | 4.8   | 14.9          | 19.3       |  |
| Condition or plumbing facilities not reported.....                   | 17,622    | 12,989                  | 7,853   | 5,136         | 4,633     | ...        | ...                     | ...   | ...           | ...        |  |
| Nonwhite   |           |                         |         |               |           |            |                         |       |               |            |  |
| Total dwelling units.....  | 51,840    | 40,453                  | 28,966  | 11,487        | 11,387    | ...        | ...                     | ...   | ...           | ...        |  |
| Number reporting.....  | 49,792    | 38,842                  | 27,800  | 11,042        | 10,950    | 100.0      | 100.0                   | 100.0 | 100.0         | 100.0      |  |
| Not dilapidated:   |           |                         |         |               |           |            |                         |       |               |            |  |
| With private toilet and bath, and hot running water.....             | 11,095    | 10,767                  | 9,774   | 993           | 328       | 22.3       | 27.7                    | 35.2  | 9.0           | 3.0        |  |
| With private toilet and bath, and only cold water.....               | 626       | 581                     | 508     | 73            | 45        | 1.3        | 1.5                     | 1.8   | 0.7           | 0.4        |  |
| With running water, lacking private toilet or bath.....              | 6,094     | 5,725                   | 4,937   | 788           | 369       | 12.2       | 14.7                    | 17.8  | 7.1           | 3.4        |  |
| No running water.....  | 14,578    | 9,375                   | 5,080   | 4,295         | 5,203     | 29.3       | 24.1                    | 18.3  | 38.9          | 47.5       |  |
| Dilapidated:   |           |                         |         |               |           |            |                         |       |               |            |  |
| With private toilet and bath, and hot running water.....             | 618       | 608                     | 564     | 44            | 10        | 1.2        | 1.6                     | 2.0   | 0.4           | 0.1        |  |
| Lacking hot water, private toilet or bath.....                       | 16,781    | 11,786                  | 6,937   | 4,849         | 4,995     | 33.7       | 30.3                    | 25.0  | 43.9          | 45.6       |  |
| Condition or plumbing facilities not reported.....                   | 2,048     | 1,611                   | 1,166   | 445           | 437       | ...        | ...                     | ...   | ...           | ...        |  |
| <b>OWNER-OCCUPIED UNITS</b>  |           |                         |         |               |           |            |                         |       |               |            |  |
| Total  |           |                         |         |               |           |            |                         |       |               |            |  |
| Total dwelling units.....  | 397,811   | 308,710                 | 212,155 | 96,555        | 89,101    | ...        | ...                     | ...   | ...           | ...        |  |
| Number reporting.....  | 387,766   | 301,204                 | 207,671 | 93,533        | 86,562    | 100.0      | 100.0                   | 100.0 | 100.0         | 100.0      |  |
| Not dilapidated:   |           |                         |         |               |           |            |                         |       |               |            |  |
| With private toilet and bath, and hot running water.....             | 228,193   | 209,823                 | 168,399 | 41,424        | 18,370    | 58.8       | 69.7                    | 81.1  | 44.3          | 21.2       |  |
| With private toilet and bath, and only cold water.....               | 5,675     | 4,356                   | 2,078   | 2,278         | 1,319     | 1.5        | 1.4                     | 1.0   | 2.4           | 1.5        |  |
| With running water, lacking private toilet or bath.....              | 44,012    | 32,469                  | 17,148  | 15,321        | 11,543    | 11.4       | 10.8                    | 8.3   | 16.4          | 13.3       |  |
| No running water.....  | 70,478    | 29,354                  | 8,460   | 20,894        | 41,124    | 18.2       | 9.7                     | 4.1   | 22.3          | 47.5       |  |
| Dilapidated:   |           |                         |         |               |           |            |                         |       |               |            |  |
| With private toilet and bath, and hot running water.....             | 3,972     | 3,654                   | 2,638   | 1,016         | 318       | 1.0        | 1.2                     | 1.3   | 1.1           | 0.4        |  |
| Lacking hot water, private toilet or bath.....                       | 35,436    | 21,548                  | 8,948   | 12,600        | 13,888    | 9.1        | 7.2                     | 4.3   | 13.5          | 16.0       |  |
| Condition or plumbing facilities not reported.....                   | 10,045    | 7,506                   | 4,484   | 3,022         | 2,539     | ...        | ...                     | ...   | ...           | ...        |  |
| White  |           |                         |         |               |           |            |                         |       |               |            |  |
| Total dwelling units.....  | 369,527   | 287,215                 | 197,614 | 89,601        | 82,312    | ...        | ...                     | ...   | ...           | ...        |  |
| Number reporting.....  | 360,361   | 280,382                 | 193,572 | 86,810        | 79,979    | 100.0      | 100.0                   | 100.0 | 100.0         | 100.0      |  |
| Not dilapidated:   |           |                         |         |               |           |            |                         |       |               |            |  |
| With private toilet and bath, and hot running water.....             | 221,537   | 203,432                 | 162,612 | 40,820        | 18,105    | 61.5       | 72.6                    | 84.0  | 47.0          | 22.6       |  |
| With private toilet and bath, and only cold water.....               | 5,318     | 4,031                   | 1,806   | 2,225         | 1,287     | 1.5        | 1.4                     | 0.9   | 2.6           | 1.6        |  |
| With running water, lacking private toilet or bath.....              | 41,131    | 29,843                  | 15,049  | 14,794        | 11,288    | 11.4       | 10.6                    | 7.8   | 17.0          | 14.1       |  |
| No running water.....  | 61,202    | 23,520                  | 5,449   | 18,071        | 37,682    | 17.0       | 8.4                     | 2.8   | 20.8          | 47.1       |  |
| Dilapidated:   |           |                         |         |               |           |            |                         |       |               |            |  |
| With private toilet and bath, and hot running water.....             | 3,681     | 3,370                   | 2,381   | 989           | 311       | 1.0        | 1.2                     | 1.2   | 1.1           | 0.4        |  |
| Lacking hot water, private toilet or bath.....                       | 27,492    | 16,186                  | 6,275   | 9,911         | 11,306    | 7.6        | 5.8                     | 3.2   | 11.4          | 14.1       |  |
| Condition or plumbing facilities not reported.....                   | 9,166     | 6,833                   | 4,042   | 2,791         | 2,333     | ...        | ...                     | ...   | ...           | ...        |  |

## HOUSING—GENERAL CHARACTERISTICS

Table 7.—CONDITION AND PLUMBING FACILITIES BY OCCUPANCY AND COLOR OF OCCUPANTS, FOR THE STATE, URBAN AND RURAL: 1950—Con.

[Percent not shown where less than 0.1 or where base is less than 100]

| Condition and plumbing facilities, occupancy, and color of occupants | The State | Urban and rural nonfarm |         |               |           | Rural farm | Percent distribution    |       |               |            |  |
|--|-----------|-------------------------|---------|---------------|-----------|------------|-------------------------|-------|---------------|------------|--|
|  |           | Total                   | Urban   | Rural nonfarm | The State |            | Urban and rural nonfarm |       |               | Rural farm |  |
|  |           |                         |         |               |           |            | Total                   | Urban | Rural nonfarm |            |  |
| <b>OWNER-OCCUPIED UNITS—Con.</b>                                     |           |                         |         |               |           |            |                         |       |               |            |  |
| <b>Nonwhite</b>  |           |                         |         |               |           |            |                         |       |               |            |  |
| Total dwelling units.....  | 28,284    | 21,495                  | 14,541  | 6,954         | 6,789     | ...        | ...                     | ...   | ...           | ...        |  |
| Number reporting.....  | 27,405    | 20,822                  | 14,099  | 6,723         | 6,583     | 100.0      | 100.0                   | 100.0 | 100.0         | 100.0      |  |
| Not dilapidated:   |           |                         |         |               |           |            |                         |       |               |            |  |
| With private toilet and bath, and hot running water.....             | 6,656     | 6,391                   | 5,787   | 604           | 265       | 24.3       | 30.7                    | 41.0  | 9.0           | 4.0        |  |
| With private toilet and bath, and only cold water.....               | 357       | 325                     | 272     | 53            | 32        | 1.3        | 1.6                     | 1.9   | 0.8           | 0.5        |  |
| With running water, lacking private toilet or bath.....              | 2,881     | 2,626                   | 2,099   | 527           | 255       | 10.5       | 12.6                    | 14.9  | 7.8           | 3.9        |  |
| No running water.....  | 9,276     | 5,834                   | 3,011   | 2,823         | 3,442     | 33.8       | 28.0                    | 21.4  | 42.0          | 52.3       |  |
| Dilapidated:   |           |                         |         |               |           |            |                         |       |               |            |  |
| With private toilet and bath, and hot running water.....             | 291       | 284                     | 257     | 27            | 7         | 1.1        | 1.4                     | 1.8   | 0.4           | 0.1        |  |
| Lacking hot water, private toilet or bath.....                       | 7,944     | 5,362                   | 2,673   | 2,689         | 2,582     | 29.0       | 25.8                    | 19.0  | 40.0          | 39.2       |  |
| Condition or plumbing facilities not reported.....                   | 879       | 673                     | 442     | 231           | 206       | ...        | ...                     | ...   | ...           | ...        |  |
| <b>RENTER-OCCUPIED UNITS</b>   |           |                         |         |               |           |            |                         |       |               |            |  |
| <b>Total</b>   |           |                         |         |               |           |            |                         |       |               |            |  |
| Total dwelling units.....  | 265,392   | 209,896                 | 148,537 | 61,359        | 55,496    | ...        | ...                     | ...   | ...           | ...        |  |
| Number reporting.....  | 255,767   | 202,802                 | 144,002 | 58,800        | 52,965    | 100.0      | 100.0                   | 100.0 | 100.0         | 100.0      |  |
| Not dilapidated:   |           |                         |         |               |           |            |                         |       |               |            |  |
| With private toilet and bath, and hot running water.....             | 114,118   | 109,525                 | 90,824  | 18,701        | 4,593     | 44.6       | 54.0                    | 63.1  | 31.8          | 8.7        |  |
| With private toilet and bath, and only cold water.....               | 2,853     | 2,315                   | 1,312   | 1,003         | 538       | 1.1        | 1.1                     | 0.9   | 1.7           | 1.0        |  |
| With running water, lacking private toilet or bath.....              | 45,150    | 39,414                  | 28,792  | 10,622        | 5,736     | 17.7       | 19.4                    | 20.0  | 18.1          | 10.8       |  |
| No running water.....  | 46,777    | 20,653                  | 6,047   | 14,606        | 26,124    | 18.3       | 10.2                    | 4.2   | 24.8          | 49.3       |  |
| Dilapidated:   |           |                         |         |               |           |            |                         |       |               |            |  |
| With private toilet and bath, and hot running water.....             | 4,198     | 4,085                   | 3,456   | 629           | 113       | 1.6        | 2.0                     | 2.4   | 1.1           | 0.2        |  |
| Lacking hot water, private toilet or bath.....                       | 42,671    | 26,810                  | 13,571  | 13,239        | 15,861    | 16.7       | 13.2                    | 9.4   | 22.5          | 29.9       |  |
| Condition or plumbing facilities not reported.....                   | 9,625     | 7,094                   | 4,535   | 2,559         | 2,531     | ...        | ...                     | ...   | ...           | ...        |  |
| <b>White</b>   |           |                         |         |               |           |            |                         |       |               |            |  |
| Total dwelling units.....  | 241,836   | 190,938                 | 134,112 | 56,826        | 50,898    | ...        | ...                     | ...   | ...           | ...        |  |
| Number reporting.....  | 233,380   | 184,782                 | 130,301 | 54,481        | 48,598    | 100.0      | 100.0                   | 100.0 | 100.0         | 100.0      |  |
| Not dilapidated:   |           |                         |         |               |           |            |                         |       |               |            |  |
| With private toilet and bath, and hot running water.....             | 109,679   | 105,149                 | 86,837  | 18,312        | 4,530     | 47.0       | 56.9                    | 66.6  | 33.6          | 9.3        |  |
| With private toilet and bath, and only cold water.....               | 2,584     | 2,059                   | 1,076   | 983           | 525       | 1.1        | 1.1                     | 0.8   | 1.8           | 1.1        |  |
| With running water, lacking private toilet or bath.....              | 41,937    | 36,315                  | 25,954  | 10,361        | 5,622     | 18.0       | 19.7                    | 19.9  | 19.0          | 11.6       |  |
| No running water.....  | 41,475    | 17,112                  | 3,978   | 13,134        | 24,363    | 17.8       | 9.3                     | 3.1   | 24.1          | 50.1       |  |
| Dilapidated:   |           |                         |         |               |           |            |                         |       |               |            |  |
| With private toilet and bath, and hot running water.....             | 3,871     | 3,761                   | 3,149   | 612           | 110       | 1.7        | 2.0                     | 2.4   | 1.1           | 0.2        |  |
| Lacking hot water, private toilet or bath.....                       | 33,834    | 20,386                  | 9,307   | 11,079        | 13,448    | 14.5       | 11.0                    | 7.1   | 20.3          | 27.7       |  |
| Condition or plumbing facilities not reported.....                   | 8,456     | 6,156                   | 3,811   | 2,345         | 2,300     | ...        | ...                     | ...   | ...           | ...        |  |
| <b>Nonwhite</b>  |           |                         |         |               |           |            |                         |       |               |            |  |
| Total dwelling units.....  | 23,556    | 18,958                  | 14,425  | 4,533         | 4,598     | ...        | ...                     | ...   | ...           | ...        |  |
| Number reporting.....  | 22,387    | 18,020                  | 13,701  | 4,319         | 4,367     | 100.0      | 100.0                   | 100.0 | 100.0         | 100.0      |  |
| Not dilapidated:   |           |                         |         |               |           |            |                         |       |               |            |  |
| With private toilet and bath, and hot running water.....             | 4,439     | 4,376                   | 3,987   | 389           | 63        | 19.8       | 24.3                    | 29.1  | 9.0           | 1.4        |  |
| With private toilet and bath, and only cold water.....               | 269       | 256                     | 236     | 20            | 13        | 1.2        | 1.4                     | 1.7   | 0.5           | 0.3        |  |
| With running water, lacking private toilet or bath.....              | 3,213     | 3,099                   | 2,838   | 261           | 114       | 14.4       | 17.2                    | 20.7  | 6.0           | 2.6        |  |
| No running water.....  | 5,302     | 3,541                   | 2,069   | 1,472         | 1,761     | 23.7       | 19.7                    | 15.1  | 34.1          | 40.3       |  |
| Dilapidated:   |           |                         |         |               |           |            |                         |       |               |            |  |
| With private toilet and bath, and hot running water.....             | 327       | 324                     | 307     | 17            | 3         | 1.5        | 1.8                     | 2.2   | 0.4           | 0.1        |  |
| Lacking hot water, private toilet or bath.....                       | 8,837     | 6,424                   | 4,264   | 2,160         | 2,413     | 39.5       | 35.6                    | 31.1  | 50.0          | 55.3       |  |
| Condition or plumbing facilities not reported.....                   | 1,169     | 938                     | 724     | 214           | 231       | ...        | ...                     | ...   | ...           | ...        |  |
| <b>VACANT NONSEASONAL NOT DILAPIDATED, FOR RENT OR SALE</b>          |           |                         |         |               |           |            |                         |       |               |            |  |
| Total dwelling units.....  | 15,650    | 13,466                  | 10,362  | 3,104         | 2,184     | ...        | ...                     | ...   | ...           | ...        |  |
| Number reporting.....  | 14,753    | 12,715                  | 9,758   | 2,957         | 2,038     | 100.0      | 100.0                   | 100.0 | 100.0         | 100.0      |  |
| With private toilet and bath, and hot running water.....             | 8,879     | 8,345                   | 6,967   | 1,378         | 534       | 60.2       | 65.6                    | 71.4  | 46.6          | 26.2       |  |
| With private toilet and bath, and only cold water.....               | 176       | 147                     | 88      | 59            | 29        | 1.2        | 1.2                     | 0.9   | 2.0           | 1.4        |  |
| With running water, lacking private toilet or bath.....              | 3,025     | 2,732                   | 2,142   | 590           | 293       | 20.5       | 21.5                    | 22.0  | 20.0          | 14.4       |  |
| No running water.....  | 2,673     | 1,491                   | 561     | 930           | 1,182     | 18.1       | 11.7                    | 5.7   | 31.5          | 58.0       |  |
| Plumbing facilities not reported.....                                | 897       | 751                     | 604     | 147           | 146       | ...        | ...                     | ...   | ...           | ...        |  |
| <b>ALL OTHER</b>   |           |                         |         |               |           |            |                         |       |               |            |  |
| Total dwelling units.....  | 36,838    | 21,115                  | 8,273   | 12,842        | 15,723    | ...        | ...                     | ...   | ...           | ...        |  |



Table 8.—PLUMBING FACILITIES FOR ALL DWELLING UNITS AND DWELLING UNITS OCCUPIED BY NON WHITE PERSONS, FOR THE STATE, URBAN AND RURAL: 1950

[Percent not shown where less than 0.1 or where base is less than 100]

| Subject  | The State | Urban and rural nonfarm |         |               |            | Rural farm | Percent distribution |                         |       |               |            |
|--|-----------|-------------------------|---------|---------------|------------|------------|----------------------|-------------------------|-------|---------------|------------|
|  |           | Total                   | Urban   | Rural nonfarm | Rural farm |            | The State            | Urban and rural nonfarm |       |               | Rural farm |
|  |           |                         |         |               |            |            |                      | Total                   | Urban | Rural nonfarm |            |
| <b>WATER SUPPLY</b>                                    |           |                         |         |               |            |            |                      |                         |       |               |            |
| <b>Total</b>   |           |                         |         |               |            |            |                      |                         |       |               |            |
| All dwelling units.....                                | 715,691   | 553,187                 | 379,327 | 173,860       | 162,504    | ...        | ...                  | ...                     | ...   | ...           |            |
| Number reporting.....                                  | 704,560   | 545,370                 | 374,775 | 170,595       | 159,190    | 100.0      | 100.0                | 100.0                   | 100.0 | 100.0         |            |
| Hot and cold piped running water inside structure..... | 415,924   | 386,202                 | 312,384 | 73,818        | 29,722     | 59.0       | 70.8                 | 83.4                    | 43.3  | 18.7          |            |
| Only cold piped running water inside structure.....    | 82,495    | 63,898                  | 32,335  | 30,563        | 18,597     | 11.7       | 11.7                 | 8.9                     | 17.9  | 11.7          |            |
| Piped running water outside structure.....             | 25,977    | 23,676                  | 15,376  | 8,300         | 2,301      | 3.7        | 4.3                  | 4.1                     | 4.9   | 1.4           |            |
| No piped running water.....                            | 180,164   | 71,594                  | 13,680  | 57,914        | 108,570    | 25.6       | 13.1                 | 3.7                     | 33.9  | 68.2          |            |
| Not reported.....                                      | 11,131    | 7,817                   | 4,552   | 3,265         | 3,314      | ...        | ...                  | ...                     | ...   | ...           |            |
| <b>Nonwhite</b>  |           |                         |         |               |            |            |                      |                         |       |               |            |
| All dwelling units.....                                | 51,840    | 40,453                  | 28,966  | 11,487        | 11,387     | ...        | ...                  | ...                     | ...   | ...           |            |
| Number reporting.....                                  | 51,149    | 39,912                  | 28,621  | 11,291        | 11,237     | 100.0      | 100.0                | 100.0                   | 100.0 | 100.0         |            |
| Hot and cold piped running water inside structure..... | 14,318    | 13,904                  | 12,698  | 1,206         | 414        | 28.0       | 34.8                 | 44.4                    | 10.7  | 3.7           |            |
| Only cold piped running water inside structure.....    | 7,426     | 6,937                   | 2,813   | 1,124         | 489        | 14.5       | 17.4                 | 20.3                    | 10.0  | 4.4           |            |
| Piped running water outside structure.....             | 7,270     | 7,163                   | 5,884   | 1,279         | 1,07       | 14.2       | 17.9                 | 20.6                    | 11.3  | 1.0           |            |
| No piped running water.....                            | 22,135    | 11,908                  | 4,226   | 7,682         | 10,227     | 43.3       | 29.8                 | 14.8                    | 68.0  | 91.0          |            |
| Not reported.....                                      | 691       | 541                     | 345     | 196           | 150        | ...        | ...                  | ...                     | ...   | ...           |            |
| <b>TOILET FACILITIES</b>                               |           |                         |         |               |            |            |                      |                         |       |               |            |
| <b>Total</b>   |           |                         |         |               |            |            |                      |                         |       |               |            |
| All dwelling units.....                                | 715,691   | 553,187                 | 379,327 | 173,860       | 162,504    | ...        | ...                  | ...                     | ...   | ...           |            |
| Number reporting.....                                  | 704,454   | 545,168                 | 374,501 | 170,667       | 159,286    | 100.0      | 100.0                | 100.0                   | 100.0 | 100.0         |            |
| Flush toilet inside structure, exclusive use.....      | 396,199   | 367,115                 | 292,482 | 74,633        | 29,084     | 56.2       | 67.3                 | 78.1                    | 43.7  | 18.3          |            |
| Flush toilet inside structure, shared.....             | 32,687    | 32,517                  | 29,336  | 3,181         | 170        | 4.6        | 6.0                  | 7.8                     | 1.9   | 0.1           |            |
| Other toilet facilities (including privy).....         | 254,890   | 135,756                 | 49,277  | 86,479        | 119,134    | 36.2       | 24.9                 | 13.2                    | 50.7  | 74.8          |            |
| No toilet.....   | 20,678    | 9,780                   | 3,406   | 6,374         | 10,898     | 2.9        | 1.8                  | 0.9                     | 3.7   | 6.8           |            |
| Not reported.....                                      | 11,237    | 8,019                   | 4,826   | 3,193         | 3,218      | ...        | ...                  | ...                     | ...   | ...           |            |
| <b>Nonwhite</b>  |           |                         |         |               |            |            |                      |                         |       |               |            |
| All dwelling units.....                                | 51,840    | 40,453                  | 28,966  | 11,487        | 11,387     | ...        | ...                  | ...                     | ...   | ...           |            |
| Number reporting.....                                  | 51,253    | 39,983                  | 28,647  | 11,336        | 11,270     | 100.0      | 100.0                | 100.0                   | 100.0 | 100.0         |            |
| Flush toilet inside structure, exclusive use.....      | 15,134    | 14,677                  | 13,379  | 1,298         | 457        | 29.5       | 36.7                 | 46.7                    | 11.5  | 4.1           |            |
| Flush toilet inside structure, shared.....             | 1,779     | 1,774                   | 1,739   | 35            | 5          | 3.5        | 4.4                  | 6.1                     | 0.3   | ...           |            |
| Other toilet facilities (including privy).....         | 32,002    | 22,219                  | 12,959  | 9,260         | 9,783      | 62.4       | 55.6                 | 45.2                    | 81.7  | 86.8          |            |
| No toilet.....   | 2,338     | 1,313                   | 570     | 743           | 1,025      | 4.6        | 3.3                  | 2.0                     | 6.6   | 9.1           |            |
| Not reported.....                                      | 587       | 470                     | 319     | 151           | 117        | ...        | ...                  | ...                     | ...   | ...           |            |
| <b>BATHING FACILITIES</b>                              |           |                         |         |               |            |            |                      |                         |       |               |            |
| <b>Total</b>   |           |                         |         |               |            |            |                      |                         |       |               |            |
| All dwelling units.....                                | 715,691   | 553,187                 | 379,327 | 173,860       | 162,504    | ...        | ...                  | ...                     | ...   | ...           |            |
| Number reporting.....                                  | 698,620   | 541,699                 | 372,414 | 169,285       | 156,921    | 100.0      | 100.0                | 100.0                   | 100.0 | 100.0         |            |
| Installed bathtub or shower, exclusive use.....        | 396,427   | 361,491                 | 285,660 | 75,831        | 34,936     | 56.7       | 66.7                 | 76.7                    | 44.8  | 22.3          |            |
| Installed bathtub or shower, shared.....               | 32,396    | 32,233                  | 29,205  | 3,028         | 163        | 4.6        | 6.0                  | 7.8                     | 1.8   | 0.1           |            |
| No bathtub or shower.....                              | 269,797   | 147,975                 | 57,549  | 90,426        | 121,822    | 38.6       | 27.3                 | 15.5                    | 53.4  | 77.6          |            |
| Not reported.....                                      | 17,071    | 11,488                  | 6,913   | 4,575         | 5,583      | ...        | ...                  | ...                     | ...   | ...           |            |
| <b>Nonwhite</b>  |           |                         |         |               |            |            |                      |                         |       |               |            |
| All dwelling units.....                                | 51,840    | 40,453                  | 28,966  | 11,487        | 11,387     | ...        | ...                  | ...                     | ...   | ...           |            |
| Number reporting.....                                  | 50,717    | 39,600                  | 28,361  | 11,239        | 11,117     | 100.0      | 100.0                | 100.0                   | 100.0 | 100.0         |            |
| Installed bathtub or shower, exclusive use.....        | 13,818    | 13,132                  | 11,722  | 1,410         | 686        | 27.2       | 33.2                 | 41.3                    | 12.5  | 6.2           |            |
| Installed bathtub or shower, shared.....               | 1,598     | 1,594                   | 1,560   | 34            | 4          | 3.2        | 4.0                  | 5.5                     | 0.3   | ...           |            |
| No bathtub or shower.....                              | 35,301    | 24,874                  | 15,079  | 9,795         | 10,427     | 69.6       | 62.8                 | 53.2                    | 87.2  | 93.8          |            |
| Not reported.....                                      | 1,123     | 853                     | 605     | 248           | 270        | ...        | ...                  | ...                     | ...   | ...           |            |

## HOUSING—GENERAL CHARACTERISTICS

Table 9.—DWELLING UNITS BY NUMBER OF ROOMS, OCCUPANCY, AND COLOR OF OCCUPANTS, FOR THE STATE, URBAN AND RURAL: 1950

[Percent not shown where less than 0.1 or where base is less than 100]

| Number of rooms, occupancy,<br>and color of occupants | The<br>State | Urban and rural nonfarm |         |                  |              | Rural<br>farm | Percent distribution    |       |                  |               |  |
|---|--------------|-------------------------|---------|------------------|--------------|---------------|-------------------------|-------|------------------|---------------|--|
|   |              | Total                   | Urban   | Rural<br>nonfarm | The<br>State |               | Urban and rural nonfarm |       |                  | Rural<br>farm |  |
|   |              |                         |         |                  |              |               | Total                   | Urban | Rural<br>nonfarm |               |  |
| <b>ALL DWELLING UNITS</b>                             |              |                         |         |                  |              |               |                         |       |                  |               |  |
| Total dwelling units.....                             | 715,691      | 553,187                 | 379,327 | 173,860          | 162,504      | ...           | ...                     | ...   | ...              | ...           |  |
| Number reporting.....                                 | 697,211      | 540,665                 | 371,675 | 168,990          | 156,546      | 100.0         | 100.0                   | 100.0 | 100.0            | 100.0         |  |
| 1 room.....   | 22,746       | 20,105                  | 13,354  | 6,751            | 2,641        | 3.3           | 3.7                     | 3.6   | 4.0              | 1.7           |  |
| 2 rooms.....  | 75,900       | 62,953                  | 40,668  | 22,285           | 12,947       | 10.9          | 11.6                    | 10.9  | 13.2             | 8.3           |  |
| 3 rooms.....  | 118,873      | 92,790                  | 62,275  | 30,515           | 26,083       | 17.0          | 17.2                    | 16.8  | 18.1             | 16.7          |  |
| 4 rooms.....  | 187,430      | 138,176                 | 88,255  | 49,921           | 49,254       | 26.9          | 25.6                    | 23.7  | 29.5             | 31.5          |  |
| 5 rooms.....  | 158,365      | 126,161                 | 92,785  | 33,376           | 32,204       | 22.7          | 23.3                    | 25.0  | 19.8             | 20.6          |  |
| 6 rooms.....  | 87,640       | 66,818                  | 48,811  | 18,007           | 20,822       | 12.6          | 12.4                    | 13.1  | 10.7             | 13.3          |  |
| 7 rooms.....  | 25,659       | 18,833                  | 14,209  | 4,624            | 6,826        | 3.7           | 3.5                     | 3.8   | 2.7              | 4.4           |  |
| 8 rooms.....  | 11,909       | 8,432                   | 6,350   | 2,082            | 3,477        | 1.7           | 1.6                     | 1.7   | 1.2              | 2.2           |  |
| 9 rooms or more.....                                  | 8,689        | 6,397                   | 4,968   | 1,429            | 2,292        | 1.2           | 1.2                     | 1.3   | 0.8              | 1.5           |  |
| Not reported.....                                     | 18,480       | 12,522                  | 7,652   | 4,870            | 5,958        | ...           | ...                     | ...   | ...              | ...           |  |
| <b>ALL OCCUPIED UNITS</b>                             |              |                         |         |                  |              |               |                         |       |                  |               |  |
| <b>Total</b>  |              |                         |         |                  |              |               |                         |       |                  |               |  |
| Total dwelling units.....                             | 663,203      | 518,606                 | 360,692 | 157,914          | 144,597      | ...           | ...                     | ...   | ...              | ...           |  |
| Number reporting.....                                 | 649,755      | 509,060                 | 354,710 | 154,350          | 140,695      | 100.0         | 100.0                   | 100.0 | 100.0            | 100.0         |  |
| 1 room.....   | 19,024       | 17,141                  | 11,764  | 5,377            | 1,883        | 2.9           | 3.4                     | 3.3   | 3.5              | 1.3           |  |
| 2 rooms.....  | 64,891       | 55,597                  | 37,004  | 18,593           | 9,294        | 10.0          | 10.9                    | 10.4  | 12.0             | 6.6           |  |
| 3 rooms.....  | 108,040      | 86,009                  | 58,999  | 27,010           | 22,031       | 16.6          | 16.9                    | 16.6  | 17.5             | 15.7          |  |
| 4 rooms.....  | 175,674      | 130,729                 | 84,380  | 46,349           | 44,945       | 27.0          | 25.7                    | 23.8  | 30.0             | 31.9          |  |
| 5 rooms.....  | 151,955      | 121,498                 | 89,698  | 31,800           | 30,457       | 23.4          | 23.9                    | 25.3  | 20.6             | 21.6          |  |
| 6 rooms.....  | 85,171       | 65,175                  | 47,765  | 17,410           | 19,996       | 13.1          | 12.8                    | 13.5  | 11.3             | 14.2          |  |
| 7 rooms.....  | 25,052       | 18,464                  | 14,008  | 4,456            | 6,588        | 3.9           | 3.6                     | 3.9   | 2.9              | 4.7           |  |
| 8 rooms.....  | 11,533       | 8,224                   | 6,233   | 1,991            | 3,309        | 1.8           | 1.6                     | 1.8   | 1.3              | 2.4           |  |
| 9 rooms or more.....                                  | 8,415        | 6,223                   | 4,859   | 1,364            | 2,192        | 1.3           | 1.2                     | 1.4   | 0.9              | 1.6           |  |
| Not reported.....                                     | 13,448       | 9,546                   | 5,982   | 3,564            | 3,902        | ...           | ...                     | ...   | ...              | ...           |  |
| <b>White</b>  |              |                         |         |                  |              |               |                         |       |                  |               |  |
| Total dwelling units.....                             | 611,363      | 478,153                 | 331,726 | 146,427          | 133,210      | ...           | ...                     | ...   | ...              | ...           |  |
| Number reporting.....                                 | 599,258      | 469,591                 | 326,434 | 143,157          | 129,667      | 100.0         | 100.0                   | 100.0 | 100.0            | 100.0         |  |
| 1 room.....   | 16,546       | 14,996                  | 10,322  | 4,674            | 1,550        | 2.8           | 3.2                     | 3.2   | 3.3              | 1.2           |  |
| 2 rooms.....  | 55,915       | 48,382                  | 32,296  | 16,086           | 7,533        | 9.3           | 10.3                    | 9.9   | 11.2             | 5.8           |  |
| 3 rooms.....  | 95,715       | 76,434                  | 52,037  | 24,397           | 19,281       | 16.0          | 16.3                    | 15.9  | 17.0             | 14.9          |  |
| 4 rooms.....  | 162,902      | 121,431                 | 77,968  | 43,463           | 41,471       | 27.2          | 25.9                    | 23.9  | 30.4             | 32.0          |  |
| 5 rooms.....  | 144,151      | 115,138                 | 84,768  | 30,370           | 29,013       | 24.1          | 24.5                    | 26.0  | 21.2             | 22.4          |  |
| 6 rooms.....  | 80,880       | 61,786                  | 45,157  | 16,629           | 19,094       | 13.5          | 13.2                    | 13.8  | 11.6             | 14.7          |  |
| 7 rooms.....  | 23,993       | 17,598                  | 13,306  | 4,292            | 6,395        | 4.0           | 3.7                     | 4.1   | 3.0              | 4.9           |  |
| 8 rooms.....  | 11,072       | 7,858                   | 5,931   | 1,927            | 3,214        | 1.8           | 1.7                     | 1.8   | 1.3              | 2.5           |  |
| 9 rooms or more.....                                  | 8,084        | 5,968                   | 4,649   | 1,319            | 2,116        | 1.3           | 1.3                     | 1.4   | 0.9              | 1.6           |  |
| Not reported.....                                     | 12,105       | 8,562                   | 5,292   | 3,270            | 3,543        | ...           | ...                     | ...   | ...              | ...           |  |
| <b>Nonwhite</b>                                       |              |                         |         |                  |              |               |                         |       |                  |               |  |
| Total dwelling units.....                             | 51,840       | 40,453                  | 28,966  | 11,487           | 11,387       | ...           | ...                     | ...   | ...              | ...           |  |
| Number reporting.....                                 | 50,497       | 39,469                  | 28,276  | 11,193           | 11,028       | 100.0         | 100.0                   | 100.0 | 100.0            | 100.0         |  |
| 1 room.....   | 2,478        | 2,145                   | 1,442   | 703              | 333          | 4.9           | 5.4                     | 5.1   | 6.3              | 3.0           |  |
| 2 rooms.....  | 8,976        | 7,215                   | 4,708   | 2,507            | 1,761        | 17.8          | 18.3                    | 16.7  | 22.4             | 16.0          |  |
| 3 rooms.....  | 12,325       | 9,575                   | 6,962   | 2,613            | 2,750        | 24.4          | 24.3                    | 24.6  | 23.3             | 24.9          |  |
| 4 rooms.....  | 12,772       | 9,298                   | 6,412   | 2,886            | 3,474        | 25.3          | 23.6                    | 22.7  | 25.8             | 31.5          |  |
| 5 rooms.....  | 7,804        | 6,360                   | 4,930   | 1,430            | 1,444        | 15.5          | 16.1                    | 17.4  | 12.8             | 13.1          |  |
| 6 rooms.....  | 4,291        | 3,389                   | 2,608   | 781              | 902          | 8.5           | 8.6                     | 9.2   | 7.0              | 8.2           |  |
| 7 rooms.....  | 1,059        | 866                     | 702     | 164              | 193          | 2.1           | 2.2                     | 2.5   | 1.5              | 1.8           |  |
| 8 rooms.....  | 461          | 366                     | 302     | 64               | 95           | 0.9           | 0.9                     | 1.1   | 0.6              | 0.9           |  |
| 9 rooms or more.....                                  | 331          | 255                     | 210     | 45               | 76           | 0.7           | 0.6                     | 0.7   | 0.4              | 0.7           |  |
| Not reported.....                                     | 1,343        | 984                     | 690     | 294              | 359          | ...           | ...                     | ...   | ...              | ...           |  |
| <b>OWNER-OCCUPIED UNITS</b>                           |              |                         |         |                  |              |               |                         |       |                  |               |  |
| <b>Total</b>  |              |                         |         |                  |              |               |                         |       |                  |               |  |
| Total dwelling units.....                             | 397,811      | 308,710                 | 212,155 | 96,555           | 89,101       | ...           | ...                     | ...   | ...              | ...           |  |
| Number reporting.....                                 | 390,035      | 303,243                 | 208,746 | 94,497           | 86,792       | 100.0         | 100.0                   | 100.0 | 100.0            | 100.0         |  |
| 1 room.....   | 4,902        | 3,981                   | 1,996   | 1,985            | 921          | 1.3           | 1.3                     | 1.0   | 2.1              | 1.1           |  |
| 2 rooms.....  | 19,599       | 15,051                  | 6,883   | 8,168            | 4,548        | 5.0           | 5.0                     | 3.3   | 8.6              | 5.2           |  |
| 3 rooms.....  | 40,561       | 29,657                  | 16,998  | 12,659           | 10,904       | 10.4          | 9.8                     | 8.1   | 13.4             | 12.6          |  |
| 4 rooms.....  | 105,132      | 78,941                  | 49,444  | 29,497           | 26,191       | 27.0          | 26.0                    | 23.7  | 31.2             | 30.2          |  |
| 5 rooms.....  | 113,794      | 92,866                  | 70,338  | 22,528           | 20,928       | 29.2          | 30.6                    | 33.7  | 23.8             | 24.1          |  |
| 6 rooms.....  | 68,793       | 54,202                  | 40,723  | 13,479           | 14,591       | 17.6          | 17.9                    | 19.5  | 14.3             | 16.8          |  |
| 7 rooms.....  | 20,658       | 15,876                  | 12,368  | 3,508            | 4,782        | 5.3           | 5.2                     | 5.9   | 3.7              | 5.5           |  |
| 8 rooms.....  | 9,574        | 7,207                   | 5,595   | 1,612            | 2,367        | 2.5           | 2.4                     | 2.7   | 1.7              | 2.7           |  |
| 9 rooms or more.....                                  | 7,022        | 5,462                   | 4,401   | 1,061            | 1,560        | 1.8           | 1.8                     | 2.1   | 1.1              | 1.8           |  |
| Not reported.....                                     | 7,776        | 5,467                   | 3,409   | 2,058            | 2,309        | ...           | ...                     | ...   | ...              | ...           |  |
| <b>White</b>  |              |                         |         |                  |              |               |                         |       |                  |               |  |
| Total dwelling units.....                             | 369,527      | 287,215                 | 197,614 | 89,601           | 82,312       | ...           | ...                     | ...   | ...              | ...           |  |
| Number reporting.....                                 | 362,446      | 282,237                 | 194,529 | 87,708           | 80,209       | 100.0         | 100.0                   | 100.0 | 100.0            | 100.0         |  |
| 1 room.....   | 4,279        | 3,505                   | 1,811   | 1,694            | 774          | 1.2           | 1.2                     | 0.9   | 1.9              | 1.0           |  |
| 2 rooms.....  | 16,366       | 12,751                  | 5,774   | 6,977            | 3,615        | 4.5           | 4.5                     | 3.0   | 8.0              | 4.5           |  |
| 3 rooms.....  | 35,588       | 26,128                  | 14,908  | 11,220           | 9,460        | 9.8           | 9.3                     | 7.7   | 12.8             | 11.8          |  |
| 4 rooms.....  | 97,208       | 73,082                  | 45,532  | 27,550           | 24,126       | 26.8          | 25.9                    | 23.4  | 31.4             | 30.1          |  |
| 5 rooms.....  | 107,837      | 87,956                  | 66,550  | 21,406           | 19,901       | 29.8          | 31.2                    | 34.2  | 24.4             | 24.8          |  |
| 6 rooms.....  | 65,381       | 51,483                  | 38,599  | 12,884           | 13,898       | 18.0          | 18.2                    | 19.8  | 14.7             | 17.3          |  |
| 7 rooms.....  | 19,810       | 15,172                  | 11,789  | 3,383            | 4,638        | 5.5           | 5.4                     | 6.1   | 3.9              | 5.8           |  |
| 8 rooms.....  | 9,196        | 6,898                   | 5,237   | 1,561            | 2,298        | 2.5           | 2.4                     | 2.7   | 1.8              | 2.9           |  |
| 9 rooms or more.....                                  | 6,761        | 5,262                   | 4,229   | 1,033            | 1,499        | 1.9           | 1.9                     | 2.2   | 1.2              | 1.9           |  |
| Not reported.....                                     | 7,081        | 4,978                   | 3,085   | 1,893            | 2,103        | ...           | ...                     | ...   | ...              | ...           |  |

Table 9.—DWELLING UNITS BY NUMBER OF ROOMS, OCCUPANCY, AND COLOR OF OCCUPANTS, FOR THE STATE, URBAN AND RURAL: 1950—Con.

[Percent not shown where less than 0.1 or where base is less than 100]

| Number of rooms, occupancy, and color of occupants          | The State | Urban and rural nonfarm |         |               |            | Rural farm | Percent distribution |                         |       |               |            |
|---|-----------|-------------------------|---------|---------------|------------|------------|----------------------|-------------------------|-------|---------------|------------|
|   |           | Total                   | Urban   | Rural nonfarm | Rural farm |            | The State            | Urban and rural nonfarm |       |               | Rural farm |
|   |           |                         |         |               |            |            |                      | Total                   | Urban | Rural nonfarm |            |
| <b>OWNER-OCCUPIED UNITS—Con.</b>                            |           |                         |         |               |            |            |                      |                         |       |               |            |
| <b>Nonwhite</b>   |           |                         |         |               |            |            |                      |                         |       |               |            |
| Total dwelling units.....                                   | 28,284    | 21,495                  | 14,541  | 6,954         | 6,789      | ...        | ...                  | ...                     | ...   | ...           |            |
| Number reporting.....                                       | 27,589    | 21,006                  | 14,217  | 6,789         | 6,583      | 100.0      | 100.0                | 100.0                   | 100.0 | 100.0         |            |
| 1 room.....   | 623       | 476                     | 185     | 291           | 147        | 2.3        | 2.3                  | 1.3                     | 4.3   | 2.2           |            |
| 2 rooms.....  | 3,233     | 2,300                   | 1,109   | 1,191         | 933        | 11.7       | 10.9                 | 7.8                     | 17.5  | 14.2          |            |
| 3 rooms.....  | 4,973     | 3,529                   | 2,090   | 1,439         | 1,444      | 18.0       | 16.8                 | 14.7                    | 21.2  | 21.9          |            |
| 4 rooms.....  | 7,924     | 5,859                   | 3,912   | 1,947         | 2,065      | 28.7       | 27.9                 | 27.5                    | 28.7  | 31.4          |            |
| 5 rooms.....  | 5,937     | 4,910                   | 3,788   | 1,122         | 1,027      | 21.5       | 23.4                 | 26.6                    | 16.5  | 15.6          |            |
| 6 rooms.....  | 3,412     | 2,719                   | 2,124   | 595           | 693        | 12.4       | 12.9                 | 14.9                    | 8.8   | 10.5          |            |
| 7 rooms.....  | 848       | 704                     | 579     | 125           | 144        | 3.1        | 3.4                  | 4.1                     | 1.8   | 2.2           |            |
| 8 rooms.....  | 378       | 309                     | 258     | 51            | 69         | 1.4        | 1.5                  | 1.8                     | 0.8   | 1.0           |            |
| 9 rooms or more.....  | 261       | 200                     | 172     | 28            | 61         | 0.9        | 1.0                  | 1.2                     | 0.4   | 0.9           |            |
| Not reported.....   | 695       | 489                     | 324     | 165           | 206        | ...        | ...                  | ...                     | ...   | ...           |            |
| <b>RENTER-OCCUPIED UNITS</b>                                |           |                         |         |               |            |            |                      |                         |       |               |            |
| <b>Total</b>  |           |                         |         |               |            |            |                      |                         |       |               |            |
| Total dwelling units.....                                   | 265,392   | 209,896                 | 148,537 | 61,359        | 55,496     | ...        | ...                  | ...                     | ...   | ...           |            |
| Number reporting.....                                       | 259,720   | 205,817                 | 145,964 | 59,853        | 53,903     | 100.0      | 100.0                | 100.0                   | 100.0 | 100.0         |            |
| 1 room.....   | 14,122    | 13,160                  | 9,768   | 3,392         | 962        | 5.4        | 6.4                  | 6.7                     | 5.7   | 1.8           |            |
| 2 rooms.....  | 45,292    | 40,546                  | 30,121  | 10,425        | 4,746      | 17.4       | 19.7                 | 20.6                    | 17.4  | 8.8           |            |
| 3 rooms.....  | 67,479    | 56,352                  | 42,001  | 14,351        | 11,127     | 26.0       | 27.4                 | 28.8                    | 24.0  | 20.6          |            |
| 4 rooms.....  | 70,542    | 51,788                  | 34,936  | 16,852        | 18,754     | 27.2       | 25.2                 | 23.9                    | 28.2  | 34.8          |            |
| 5 rooms.....  | 38,161    | 28,632                  | 19,360  | 9,272         | 9,529      | 14.7       | 13.9                 | 13.3                    | 15.5  | 17.7          |            |
| 6 rooms.....  | 16,378    | 10,973                  | 7,042   | 3,931         | 5,405      | 6.3        | 5.3                  | 4.8                     | 6.6   | 10.0          |            |
| 7 rooms.....  | 4,394     | 2,588                   | 1,640   | 948           | 1,806      | 1.7        | 1.3                  | 1.1                     | 1.6   | 3.4           |            |
| 8 rooms.....  | 1,959     | 1,017                   | 638     | 379           | 942        | 0.8        | 0.8                  | 0.4                     | 0.6   | 1.7           |            |
| 9 rooms or more.....  | 1,393     | 761                     | 458     | 303           | 632        | 0.5        | 0.4                  | 0.3                     | 0.5   | 1.2           |            |
| Not reported.....   | 5,672     | 4,079                   | 2,573   | 1,506         | 1,593      | ...        | ...                  | ...                     | ...   | ...           |            |
| <b>White</b>  |           |                         |         |               |            |            |                      |                         |       |               |            |
| Total dwelling units.....                                   | 241,836   | 190,938                 | 134,112 | 56,826        | 50,898     | ...        | ...                  | ...                     | ...   | ...           |            |
| Number reporting.....                                       | 236,812   | 187,354                 | 131,905 | 55,449        | 49,458     | 100.0      | 100.0                | 100.0                   | 100.0 | 100.0         |            |
| 1 room.....   | 12,267    | 11,491                  | 8,511   | 2,980         | 776        | 5.2        | 6.1                  | 6.5                     | 5.4   | 1.6           |            |
| 2 rooms.....  | 39,549    | 35,631                  | 26,522  | 9,109         | 3,918      | 16.7       | 19.0                 | 20.1                    | 16.4  | 7.9           |            |
| 3 rooms.....  | 60,127    | 50,306                  | 37,129  | 13,177        | 9,821      | 25.4       | 26.9                 | 28.1                    | 23.8  | 19.9          |            |
| 4 rooms.....  | 65,694    | 48,349                  | 32,436  | 15,913        | 17,345     | 27.7       | 25.8                 | 24.6                    | 28.7  | 35.1          |            |
| 5 rooms.....  | 36,294    | 27,382                  | 18,218  | 8,964         | 9,112      | 15.3       | 14.5                 | 13.8                    | 16.2  | 18.4          |            |
| 6 rooms.....  | 15,499    | 10,303                  | 6,558   | 3,745         | 5,196      | 6.5        | 5.5                  | 5.0                     | 6.8   | 10.5          |            |
| 7 rooms.....  | 4,183     | 2,426                   | 1,517   | 909           | 1,757      | 1.8        | 1.3                  | 1.2                     | 1.6   | 3.6           |            |
| 8 rooms.....  | 1,876     | 960                     | 594     | 366           | 916        | 0.8        | 0.5                  | 0.5                     | 0.7   | 1.9           |            |
| 9 rooms or more.....  | 1,323     | 706                     | 420     | 286           | 617        | 0.6        | 0.4                  | 0.3                     | 0.5   | 1.2           |            |
| Not reported.....   | 5,024     | 3,584                   | 2,207   | 1,377         | 1,440      | ...        | ...                  | ...                     | ...   | ...           |            |
| <b>Nonwhite</b>   |           |                         |         |               |            |            |                      |                         |       |               |            |
| Total dwelling units.....                                   | 23,556    | 18,958                  | 14,425  | 4,533         | 4,598      | ...        | ...                  | ...                     | ...   | ...           |            |
| Number reporting.....                                       | 22,908    | 18,463                  | 14,059  | 4,404         | 4,445      | 100.0      | 100.0                | 100.0                   | 100.0 | 100.0         |            |
| 1 room.....   | 1,855     | 1,669                   | 1,237   | 412           | 186        | 8.1        | 9.0                  | 8.9                     | 9.4   | 4.2           |            |
| 2 rooms.....  | 5,743     | 4,915                   | 3,599   | 1,316         | 828        | 25.1       | 26.6                 | 25.6                    | 29.9  | 18.6          |            |
| 3 rooms.....  | 7,352     | 6,046                   | 4,872   | 1,174         | 1,306      | 32.1       | 32.7                 | 34.7                    | 26.7  | 29.4          |            |
| 4 rooms.....  | 4,848     | 3,439                   | 2,500   | 939           | 1,409      | 21.2       | 18.6                 | 17.8                    | 21.3  | 31.7          |            |
| 5 rooms.....  | 1,867     | 1,450                   | 1,142   | 308           | 417        | 8.1        | 7.9                  | 8.1                     | 7.0   | 9.4           |            |
| 6 rooms.....  | 879       | 670                     | 484     | 186           | 209        | 3.8        | 3.6                  | 3.4                     | 4.2   | 4.7           |            |
| 7 rooms.....  | 211       | 162                     | 123     | 39            | 49         | 0.9        | 0.9                  | 0.9                     | 0.9   | 1.1           |            |
| 8 rooms.....  | 83        | 57                      | 44      | 13            | 26         | 0.4        | 0.3                  | 0.3                     | 0.3   | 0.6           |            |
| 9 rooms or more.....  | 70        | 55                      | 38      | 17            | 15         | 0.3        | 0.3                  | 0.3                     | 0.4   | 0.3           |            |
| Not reported.....   | 648       | 495                     | 366     | 129           | 153        | ...        | ...                  | ...                     | ...   | ...           |            |
| <b>VACANT NONSEASONAL NOT DILAPIDATED, FOR RENT OR SALE</b> |           |                         |         |               |            |            |                      |                         |       |               |            |
| Total dwelling units.....                                   | 15,650    | 13,466                  | 10,362  | 3,104         | 2,184      | ...        | ...                  | ...                     | ...   | ...           |            |
| Number reporting.....                                       | 14,769    | 12,734                  | 9,767   | 2,967         | 2,035      | 100.0      | 100.0                | 100.0                   | 100.0 | 100.0         |            |
| 1 room.....   | 1,091     | 985                     | 726     | 259           | 106        | 7.4        | 7.7                  | 7.4                     | 8.7   | 5.2           |            |
| 2 rooms.....  | 2,958     | 2,637                   | 2,025   | 612           | 321        | 20.0       | 20.7                 | 20.7                    | 20.6  | 15.8          |            |
| 3 rooms.....  | 2,886     | 2,473                   | 1,947   | 526           | 413        | 19.5       | 19.9                 | 19.9                    | 17.7  | 20.3          |            |
| 4 rooms.....  | 4,029     | 3,395                   | 2,482   | 913           | 634        | 27.3       | 26.7                 | 25.4                    | 30.8  | 31.2          |            |
| 5 rooms.....  | 2,686     | 2,342                   | 1,872   | 470           | 344        | 18.2       | 18.4                 | 19.2                    | 15.8  | 16.9          |            |
| 6 rooms.....  | 799       | 654                     | 528     | 126           | 145        | 5.4        | 5.1                  | 5.4                     | 4.2   | 7.1           |            |
| 7 rooms.....  | 166       | 131                     | 96      | 35            | 35         | 1.1        | 1.0                  | 1.0                     | 1.2   | 1.7           |            |
| 8 rooms.....  | 86        | 60                      | 46      | 14            | 26         | 0.6        | 0.5                  | 0.5                     | 0.5   | 1.3           |            |
| 9 rooms or more.....  | 68        | 57                      | 45      | 12            | 11         | 0.5        | 0.4                  | 0.5                     | 0.4   | 0.5           |            |
| Not reported.....   | 881       | 732                     | 595     | 137           | 149        | ...        | ...                  | ...                     | ...   | ...           |            |
| <b>ALL OTHER</b>  |           |                         |         |               |            |            |                      |                         |       |               |            |
| Total dwelling units.....                                   | 36,838    | 21,115                  | 8,273   | 12,842        | 15,723     | ...        | ...                  | ...                     | ...   | ...           |            |

HOUSING—GENERAL CHARACTERISTICS

Table 10.—DWELLING UNITS BY NUMBER OF PERSONS, TENURE, AND COLOR OF OCCUPANTS, FOR THE STATE, URBAN AND RURAL: 1950

[Percent not shown where less than 0.1]

| Number of persons, tenure, and color of occupants | The State | Urban and rural nonfarm |         |               |           | Rural farm | Percent distribution    |       |               |            |  |
|---|-----------|-------------------------|---------|---------------|-----------|------------|-------------------------|-------|---------------|------------|--|
|   |           | Total                   | Urban   | Rural nonfarm | The State |            | Urban and rural nonfarm |       |               | Rural farm |  |
|   |           |                         |         |               |           |            | Total                   | Urban | Rural nonfarm |            |  |
| <b>ALL OCCUPIED UNITS</b>                         |           |                         |         |               |           |            |                         |       |               |            |  |
| <b>Total</b>                                      |           |                         |         |               |           |            |                         |       |               |            |  |
| Total dwelling units.....                         | 663,203   | 518,606                 | 360,692 | 157,914       | 144,597   | 100.0      | 100.0                   | 100.0 | 100.0         | 100.0      |  |
| 1 person.....                                     | 71,031    | 63,746                  | 43,144  | 20,602        | 7,285     | 10.7       | 12.3                    | 12.0  | 13.0          | 5.0        |  |
| 2 persons.....                                    | 200,388   | 163,594                 | 116,380 | 47,214        | 36,794    | 30.2       | 31.5                    | 32.3  | 29.9          | 25.4       |  |
| 3 persons.....                                    | 147,805   | 117,520                 | 85,246  | 32,274        | 30,285    | 22.3       | 22.7                    | 23.6  | 20.4          | 20.9       |  |
| 4 persons.....                                    | 114,399   | 87,775                  | 62,530  | 25,245        | 26,624    | 17.2       | 16.9                    | 17.3  | 16.0          | 18.4       |  |
| 5 persons.....                                    | 63,129    | 45,196                  | 30,100  | 15,096        | 17,933    | 9.5        | 8.7                     | 8.3   | 9.6           | 12.4       |  |
| 6 persons.....                                    | 31,770    | 20,824                  | 12,635  | 8,189         | 10,946    | 4.8        | 4.0                     | 3.5   | 5.2           | 7.6        |  |
| 7 persons.....                                    | 16,455    | 10,095                  | 5,666   | 4,429         | 6,360     | 2.5        | 1.9                     | 1.6   | 2.8           | 4.4        |  |
| 8 persons.....                                    | 8,604     | 4,872                   | 2,519   | 2,353         | 3,732     | 1.3        | 0.9                     | 0.7   | 1.5           | 2.6        |  |
| 9 persons.....                                    | 4,806     | 2,537                   | 1,282   | 1,255         | 2,269     | 0.7        | 0.5                     | 0.4   | 0.8           | 1.6        |  |
| 10 persons or more.....                           | 4,816     | 2,447                   | 1,190   | 1,257         | 2,369     | 0.7        | 0.5                     | 0.3   | 0.8           | 1.6        |  |
| Median number of persons.....                     | 2.9       | 2.8                     | 2.7     | 2.8           | 3.4       | ...        | ...                     | ...   | ...           | ...        |  |
| <b>White</b>                                      |           |                         |         |               |           |            |                         |       |               |            |  |
| Total dwelling units.....                         | 611,363   | 478,153                 | 331,726 | 146,427       | 133,210   | 100.0      | 100.0                   | 100.0 | 100.0         | 100.0      |  |
| 1 person.....                                     | 63,379    | 56,929                  | 38,210  | 18,719        | 6,450     | 10.4       | 11.9                    | 11.5  | 12.8          | 4.8        |  |
| 2 persons.....                                    | 186,333   | 152,009                 | 107,719 | 44,290        | 34,324    | 30.5       | 31.8                    | 32.5  | 30.2          | 25.8       |  |
| 3 persons.....                                    | 138,898   | 110,413                 | 79,964  | 30,449        | 28,485    | 22.7       | 23.1                    | 24.1  | 20.8          | 21.4       |  |
| 4 persons.....                                    | 107,550   | 82,470                  | 58,655  | 23,815        | 25,080    | 17.6       | 17.2                    | 17.7  | 16.3          | 18.8       |  |
| 5 persons.....                                    | 58,217    | 41,535                  | 27,537  | 13,998        | 16,682    | 9.5        | 8.7                     | 8.3   | 9.6           | 12.5       |  |
| 6 persons.....                                    | 28,634    | 18,671                  | 11,221  | 7,450         | 9,963     | 4.7        | 3.9                     | 3.4   | 5.1           | 7.5        |  |
| 7 persons.....                                    | 14,159    | 8,604                   | 4,759   | 3,845         | 5,555     | 2.3        | 1.8                     | 1.4   | 2.6           | 4.2        |  |
| 8 persons.....                                    | 7,075     | 3,925                   | 1,953   | 1,972         | 3,150     | 1.2        | 0.8                     | 0.6   | 1.3           | 2.4        |  |
| 9 persons.....                                    | 3,685     | 1,893                   | 902     | 991           | 1,792     | 0.6        | 0.4                     | 0.3   | 0.7           | 1.3        |  |
| 10 persons or more.....                           | 3,433     | 1,704                   | 806     | 898           | 1,729     | 0.6        | 0.4                     | 0.2   | 0.6           | 1.3        |  |
| Median number of persons.....                     | 2.9       | 2.8                     | 2.7     | 2.8           | 3.4       | ...        | ...                     | ...   | ...           | ...        |  |
| <b>Nonwhite</b>                                   |           |                         |         |               |           |            |                         |       |               |            |  |
| Total dwelling units.....                         | 51,840    | 40,453                  | 28,966  | 11,487        | 11,387    | 100.0      | 100.0                   | 100.0 | 100.0         | 100.0      |  |
| 1 person.....                                     | 7,652     | 6,817                   | 4,934   | 1,883         | 835       | 14.8       | 16.9                    | 17.0  | 16.4          | 7.3        |  |
| 2 persons.....                                    | 14,055    | 11,585                  | 8,661   | 2,924         | 2,470     | 27.1       | 28.6                    | 29.9  | 25.5          | 21.7       |  |
| 3 persons.....                                    | 8,907     | 7,107                   | 5,282   | 1,825         | 1,800     | 17.2       | 17.6                    | 18.2  | 15.9          | 15.8       |  |
| 4 persons.....                                    | 6,849     | 5,305                   | 3,875   | 1,430         | 1,544     | 13.2       | 13.1                    | 13.4  | 12.4          | 13.6       |  |
| 5 persons.....                                    | 4,912     | 3,661                   | 2,563   | 1,098         | 1,251     | 9.5        | 9.1                     | 8.8   | 9.6           | 11.0       |  |
| 6 persons.....                                    | 3,136     | 2,153                   | 1,414   | 739           | 983       | 6.0        | 5.3                     | 4.9   | 6.4           | 8.6        |  |
| 7 persons.....                                    | 2,296     | 1,491                   | 907     | 584           | 805       | 4.4        | 3.7                     | 3.1   | 5.1           | 7.1        |  |
| 8 persons.....                                    | 1,529     | 947                     | 566     | 381           | 582       | 2.9        | 2.3                     | 2.0   | 3.3           | 5.1        |  |
| 9 persons.....                                    | 1,121     | 644                     | 380     | 264           | 477       | 2.2        | 1.6                     | 1.3   | 2.3           | 4.2        |  |
| 10 persons or more.....                           | 1,383     | 743                     | 384     | 359           | 640       | 2.7        | 1.8                     | 1.3   | 3.1           | 5.6        |  |
| Median number of persons.....                     | 3.0       | 2.8                     | 2.7     | 3.0           | 3.9       | ...        | ...                     | ...   | ...           | ...        |  |
| <b>OWNER-OCCUPIED UNITS</b>                       |           |                         |         |               |           |            |                         |       |               |            |  |
| <b>Total</b>                                      |           |                         |         |               |           |            |                         |       |               |            |  |
| Total dwelling units.....                         | 397,811   | 308,710                 | 212,155 | 96,555        | 89,101    | 100.0      | 100.0                   | 100.0 | 100.0         | 100.0      |  |
| 1 person.....                                     | 38,033    | 33,201                  | 19,929  | 13,272        | 4,832     | 9.6        | 10.8                    | 9.4   | 13.7          | 5.4        |  |
| 2 persons.....                                    | 125,175   | 98,668                  | 66,300  | 32,368        | 26,507    | 31.5       | 32.0                    | 31.3  | 33.5          | 29.7       |  |
| 3 persons.....                                    | 88,489    | 69,762                  | 50,653  | 19,109        | 18,727    | 22.2       | 22.6                    | 23.9  | 19.8          | 21.0       |  |
| 4 persons.....                                    | 70,432    | 54,862                  | 40,408  | 14,454        | 15,570    | 17.7       | 17.8                    | 19.0  | 15.0          | 17.5       |  |
| 5 persons.....                                    | 38,514    | 28,311                  | 19,999  | 8,312         | 10,203    | 9.7        | 9.2                     | 9.4   | 8.6           | 11.5       |  |
| 6 persons.....                                    | 18,539    | 12,532                  | 8,178   | 4,354         | 6,007     | 4.7        | 4.1                     | 3.9   | 4.5           | 6.7        |  |
| 7 persons.....                                    | 9,117     | 5,852                   | 3,558   | 2,294         | 3,265     | 2.3        | 1.9                     | 1.7   | 2.4           | 3.7        |  |
| 8 persons.....                                    | 4,540     | 2,712                   | 1,570   | 1,142         | 1,828     | 1.1        | 0.9                     | 0.7   | 1.2           | 2.1        |  |
| 9 persons.....                                    | 2,456     | 1,417                   | 812     | 605           | 1,039     | 0.6        | 0.5                     | 0.4   | 0.6           | 1.2        |  |
| 10 persons or more.....                           | 2,516     | 1,393                   | 748     | 645           | 1,123     | 0.6        | 0.5                     | 0.4   | 0.7           | 1.3        |  |
| Median number of persons.....                     | 2.9       | 2.8                     | 2.9     | 2.6           | 3.2       | ...        | ...                     | ...   | ...           | ...        |  |
| <b>White</b>                                      |           |                         |         |               |           |            |                         |       |               |            |  |
| Total dwelling units.....                         | 369,527   | 287,215                 | 197,614 | 89,601        | 82,312    | 100.0      | 100.0                   | 100.0 | 100.0         | 100.0      |  |
| 1 person.....                                     | 34,270    | 29,944                  | 17,812  | 12,132        | 4,326     | 9.3        | 10.4                    | 9.0   | 13.5          | 5.3        |  |
| 2 persons.....                                    | 116,968   | 92,080                  | 61,726  | 30,354        | 24,888    | 31.7       | 32.1                    | 31.2  | 33.9          | 30.2       |  |
| 3 persons.....                                    | 83,587    | 65,969                  | 47,985  | 17,984        | 17,618    | 22.6       | 23.0                    | 24.3  | 20.1          | 21.4       |  |
| 4 persons.....                                    | 66,795    | 52,124                  | 38,478  | 13,646        | 14,671    | 18.1       | 18.1                    | 19.5  | 15.2          | 17.8       |  |
| 5 persons.....                                    | 35,906    | 26,451                  | 18,722  | 7,729         | 9,455     | 9.7        | 9.2                     | 9.5   | 8.6           | 11.5       |  |
| 6 persons.....                                    | 16,848    | 11,414                  | 7,460   | 3,954         | 5,434     | 4.6        | 4.0                     | 3.8   | 4.4           | 6.6        |  |
| 7 persons.....                                    | 7,926     | 5,089                   | 3,097   | 1,992         | 2,837     | 2.1        | 1.8                     | 1.6   | 2.2           | 3.4        |  |
| 8 persons.....                                    | 3,692     | 2,176                   | 1,243   | 933           | 1,516     | 1.0        | 0.8                     | 0.6   | 1.0           | 1.8        |  |
| 9 persons.....                                    | 1,826     | 1,037                   | 580     | 457           | 789       | 0.5        | 0.4                     | 0.3   | 0.5           | 1.0        |  |
| 10 persons or more.....                           | 1,709     | 931                     | 511     | 420           | 778       | 0.5        | 0.3                     | 0.3   | 0.5           | 0.9        |  |
| Median number of persons.....                     | 2.9       | 2.8                     | 2.9     | 2.6           | 3.2       | ...        | ...                     | ...   | ...           | ...        |  |
| <b>Nonwhite</b>                                   |           |                         |         |               |           |            |                         |       |               |            |  |
| Total dwelling units.....                         | 28,284    | 21,495                  | 14,541  | 6,954         | 6,789     | 100.0      | 100.0                   | 100.0 | 100.0         | 100.0      |  |
| 1 person.....                                     | 3,763     | 3,257                   | 2,117   | 1,140         | 506       | 13.3       | 15.2                    | 14.6  | 16.4          | 7.5        |  |
| 2 persons.....                                    | 8,207     | 6,588                   | 4,574   | 2,014         | 1,619     | 29.0       | 30.6                    | 31.5  | 29.0          | 23.8       |  |
| 3 persons.....                                    | 4,902     | 3,793                   | 2,668   | 1,125         | 1,109     | 17.3       | 17.6                    | 18.3  | 16.2          | 16.3       |  |
| 4 persons.....                                    | 3,637     | 2,738                   | 1,930   | 808           | 899       | 12.9       | 12.7                    | 13.3  | 11.6          | 13.2       |  |
| 5 persons.....                                    | 2,608     | 1,860                   | 1,277   | 583           | 748       | 9.2        | 8.7                     | 8.8   | 8.4           | 11.8       |  |
| 6 persons.....                                    | 1,691     | 1,118                   | 718     | 400           | 573       | 6.0        | 5.2                     | 4.9   | 5.8           | 8.4        |  |
| 7 persons.....                                    | 1,191     | 763                     | 461     | 302           | 428       | 4.2        | 3.5                     | 3.2   | 4.3           | 6.3        |  |
| 8 persons.....                                    | 848       | 536                     | 327     | 209           | 312       | 3.0        | 2.5                     | 2.2   | 3.0           | 4.6        |  |
| 9 persons.....                                    | 630       | 380                     | 232     | 148           | 250       | 2.2        | 1.8                     | 1.6   | 2.1           | 3.7        |  |
| 10 persons or more.....                           | 807       | 462                     | 237     | 225           | 145       | 2.9        | 2.1                     | 1.6   | 3.2           | 5.1        |  |
| Median number of persons.....                     | 2.9       | 2.7                     | 2.7     | 2.8           | 3.7       | ...        | ...                     | ...   | ...           | ...        |  |

Table 10.—DWELLING UNITS BY NUMBER OF PERSONS, TENURE, AND COLOR OF OCCUPANTS, FOR THE STATE, URBAN AND RURAL: 1950—Con.

[Percent not shown where less than 0.1]

| Number of persons, tenure, and color of occupants | The State | Urban and rural nonfarm |         |               |           | Rural farm | Percent distribution    |       |               |            |  |
|---|-----------|-------------------------|---------|---------------|-----------|------------|-------------------------|-------|---------------|------------|--|
|   |           | Total                   | Urban   | Rural nonfarm | The State |            | Urban and rural nonfarm |       |               | Rural farm |  |
|   |           |                         |         |               |           |            | Total                   | Urban | Rural nonfarm |            |  |
| <b>RENTER-OCCUPIED UNITS</b>                      |           |                         |         |               |           |            |                         |       |               |            |  |
| <b>Total</b>                                      |           |                         |         |               |           |            |                         |       |               |            |  |
| Total dwelling units.....                         | 265,392   | 209,896                 | 148,537 | 61,359        | 55,496    | 100.0      | 100.0                   | 100.0 | 100.0         | 100.0      |  |
| 1 person.....                                     | 32,998    | 30,545                  | 23,215  | 7,330         | 2,453     | 12.4       | 14.6                    | 15.6  | 11.9          | 4.4        |  |
| 2 persons.....                                    | 75,213    | 64,926                  | 50,080  | 14,846        | 10,287    | 28.3       | 30.9                    | 33.7  | 24.2          | 18.5       |  |
| 3 persons.....                                    | 59,316    | 47,758                  | 34,593  | 13,165        | 11,558    | 22.4       | 22.8                    | 23.3  | 21.5          | 20.8       |  |
| 4 persons.....                                    | 43,967    | 32,913                  | 22,122  | 10,791        | 11,054    | 16.6       | 15.7                    | 14.9  | 17.6          | 19.9       |  |
| 5 persons.....                                    | 24,615    | 16,885                  | 10,101  | 6,784         | 7,720     | 9.3        | 8.0                     | 6.8   | 11.1          | 13.9       |  |
| 6 persons.....                                    | 13,231    | 8,292                   | 4,457   | 3,835         | 4,939     | 5.0        | 4.0                     | 3.0   | 6.3           | 8.9        |  |
| 7 persons.....                                    | 7,338     | 4,343                   | 2,108   | 2,235         | 3,095     | 2.8        | 2.0                     | 1.4   | 3.5           | 5.6        |  |
| 8 persons.....                                    | 4,064     | 2,160                   | 949     | 1,211         | 1,904     | 1.5        | 1.0                     | 0.6   | 2.0           | 3.4        |  |
| 9 persons.....                                    | 2,350     | 1,120                   | 470     | 650           | 1,230     | 0.9        | 0.5                     | 0.3   | 1.1           | 2.2        |  |
| 10 persons or more.....                           | 2,300     | 1,054                   | 442     | 612           | 1,246     | 0.9        | 0.5                     | 0.3   | 1.0           | 2.2        |  |
| Median number of persons.....                     | 2.9       | 2.7                     | 2.5     | 3.1           | 3.8       | ...        | ...                     | ...   | ...           | ...        |  |
| <b>White</b>                                      |           |                         |         |               |           |            |                         |       |               |            |  |
| Total dwelling units.....                         | 241,836   | 190,938                 | 134,112 | 56,826        | 50,898    | 100.0      | 100.0                   | 100.0 | 100.0         | 100.0      |  |
| 1 person.....                                     | 29,109    | 26,985                  | 20,398  | 6,587         | 2,124     | 12.0       | 14.1                    | 15.2  | 11.6          | 4.2        |  |
| 2 persons.....                                    | 69,365    | 59,929                  | 45,993  | 13,936        | 9,436     | 28.7       | 31.4                    | 34.3  | 24.5          | 18.5       |  |
| 3 persons.....                                    | 55,311    | 44,444                  | 31,979  | 12,465        | 10,867    | 22.9       | 23.3                    | 23.8  | 21.9          | 21.4       |  |
| 4 persons.....                                    | 40,755    | 30,346                  | 20,177  | 10,169        | 10,409    | 16.9       | 15.9                    | 15.0  | 17.9          | 20.5       |  |
| 5 persons.....                                    | 22,311    | 15,084                  | 8,815   | 6,269         | 7,227     | 9.2        | 7.9                     | 6.6   | 11.0          | 14.2       |  |
| 6 persons.....                                    | 11,786    | 7,257                   | 3,761   | 3,496         | 4,529     | 4.9        | 3.8                     | 2.8   | 6.2           | 8.9        |  |
| 7 persons.....                                    | 6,233     | 3,515                   | 1,662   | 1,853         | 2,718     | 2.6        | 1.8                     | 1.2   | 3.3           | 5.3        |  |
| 8 persons.....                                    | 3,383     | 1,749                   | 710     | 1,039         | 1,634     | 1.4        | 0.9                     | 0.5   | 1.8           | 3.2        |  |
| 9 persons.....                                    | 1,859     | 856                     | 322     | 534           | 1,003     | 0.8        | 0.4                     | 0.2   | 0.9           | 2.0        |  |
| 10 persons or more.....                           | 1,724     | 773                     | 295     | 478           | 951       | 0.7        | 0.4                     | 0.2   | 0.8           | 1.9        |  |
| Median number of persons.....                     | 2.9       | 2.7                     | 2.5     | 3.1           | 3.8       | ...        | ...                     | ...   | ...           | ...        |  |
| <b>Nonwhite</b>                                   |           |                         |         |               |           |            |                         |       |               |            |  |
| Total dwelling units.....                         | 23,556    | 18,958                  | 14,425  | 4,533         | 4,598     | 100.0      | 100.0                   | 100.0 | 100.0         | 100.0      |  |
| 1 person.....                                     | 3,889     | 3,560                   | 2,817   | 743           | 329       | 16.5       | 18.8                    | 19.5  | 16.4          | 7.2        |  |
| 2 persons.....                                    | 5,848     | 4,997                   | 4,087   | 910           | 851       | 24.8       | 26.4                    | 28.3  | 20.1          | 18.5       |  |
| 3 persons.....                                    | 4,005     | 3,314                   | 2,614   | 700           | 691       | 17.0       | 17.5                    | 18.1  | 15.4          | 15.0       |  |
| 4 persons.....                                    | 3,212     | 2,567                   | 1,945   | 622           | 645       | 13.6       | 13.5                    | 13.5  | 13.7          | 14.0       |  |
| 5 persons.....                                    | 2,304     | 1,801                   | 1,286   | 515           | 503       | 9.8        | 9.5                     | 8.9   | 11.4          | 10.9       |  |
| 6 persons.....                                    | 1,445     | 1,035                   | 696     | 339           | 410       | 6.1        | 5.5                     | 4.8   | 7.5           | 8.9        |  |
| 7 persons.....                                    | 1,105     | 728                     | 446     | 282           | 377       | 4.7        | 3.8                     | 3.1   | 6.2           | 8.2        |  |
| 8 persons.....                                    | 681       | 411                     | 239     | 172           | 270       | 2.9        | 2.2                     | 1.7   | 3.8           | 5.9        |  |
| 9 persons.....                                    | 491       | 264                     | 148     | 116           | 227       | 2.1        | 1.4                     | 1.0   | 2.6           | 4.9        |  |
| 10 persons or more.....                           | 576       | 281                     | 147     | 134           | 295       | 2.4        | 1.5                     | 1.0   | 3.0           | 6.4        |  |
| Median number of persons.....                     | 3.0       | 2.8                     | 2.6     | 3.4           | 4.2       | ...        | ...                     | ...   | ...           | ...        |  |

## HOUSING—GENERAL CHARACTERISTICS

Table 11.—DWELLING UNITS BY PERSONS PER ROOM, TENURE, AND COLOR OF OCCUPANTS, FOR THE STATE, URBAN AND RURAL: 1950

[Percent not shown where less than 0.1]

| Persons per room, tenure, and color of occupants | The State | Urban and rural nonfarm |         |               |            | Rural farm | Percent distribution    |       |               |            |
|--|-----------|-------------------------|---------|---------------|------------|------------|-------------------------|-------|---------------|------------|
|  |           | Total                   | Urban   | Rural nonfarm | Rural farm |            | Urban and rural nonfarm |       |               | Rural farm |
|  |           |                         |         |               |            |            | Total                   | Urban | Rural nonfarm |            |
| <b>ALL OCCUPIED UNITS</b>                        |           |                         |         |               |            |            |                         |       |               |            |
| <b>Total</b>                                     |           |                         |         |               |            |            |                         |       |               |            |
| Total dwelling units.....                        | 663,203   | 518,606                 | 360,692 | 157,914       | 144,597    | ...        | ...                     | ...   | ...           | ...        |
| Number reporting.....                            | 649,755   | 509,060                 | 354,710 | 154,350       | 140,695    | 100.0      | 100.0                   | 100.0 | 100.0         | 100.0      |
| 0.75 or less.....                                | 367,418   | 297,834                 | 214,129 | 83,705        | 69,584     | 56.5       | 58.5                    | 60.4  | 54.2          | 49.5       |
| 0.76 to 1.00.....                                | 152,138   | 120,786                 | 86,719  | 34,067        | 31,352     | 23.4       | 23.7                    | 24.4  | 22.1          | 22.3       |
| 1.01 to 1.50.....                                | 70,153    | 49,628                  | 31,396  | 18,232        | 20,525     | 10.8       | 9.7                     | 8.9   | 11.8          | 14.6       |
| 1.51 or more.....                                | 60,046    | 40,812                  | 22,466  | 18,346        | 19,234     | 9.2        | 8.0                     | 6.3   | 11.9          | 13.7       |
| Not reported.....                                | 13,448    | 9,546                   | 5,982   | 3,564         | 3,902      | ...        | ...                     | ...   | ...           | ...        |
| <b>White</b>                                     |           |                         |         |               |            |            |                         |       |               |            |
| Total dwelling units.....                        | 611,363   | 478,153                 | 331,726 | 146,427       | 133,210    | ...        | ...                     | ...   | ...           | ...        |
| Number reporting.....                            | 599,258   | 469,591                 | 326,434 | 143,157       | 129,667    | 100.0      | 100.0                   | 100.0 | 100.0         | 100.0      |
| 0.75 or less.....                                | 344,540   | 278,739                 | 199,800 | 78,939        | 65,801     | 57.5       | 59.4                    | 61.2  | 55.1          | 50.7       |
| 0.76 to 1.00.....                                | 141,513   | 112,288                 | 80,425  | 31,863        | 29,225     | 23.6       | 23.9                    | 24.6  | 22.3          | 22.5       |
| 1.01 to 1.50.....                                | 63,427    | 44,649                  | 27,848  | 16,801        | 18,778     | 10.6       | 9.5                     | 8.5   | 11.7          | 14.5       |
| 1.51 or more.....                                | 49,778    | 33,915                  | 18,361  | 15,554        | 15,863     | 8.3        | 7.2                     | 5.6   | 10.9          | 12.2       |
| Not reported.....                                | 12,105    | 8,562                   | 5,292   | 3,270         | 3,543      | ...        | ...                     | ...   | ...           | ...        |
| <b>Nonwhite</b>                                  |           |                         |         |               |            |            |                         |       |               |            |
| Total dwelling units.....                        | 51,840    | 40,453                  | 28,966  | 11,487        | 11,387     | ...        | ...                     | ...   | ...           | ...        |
| Number reporting.....                            | 50,497    | 39,469                  | 28,276  | 11,193        | 11,028     | 100.0      | 100.0                   | 100.0 | 100.0         | 100.0      |
| 0.75 or less.....                                | 22,878    | 19,095                  | 14,329  | 4,766         | 3,783      | 45.3       | 48.4                    | 50.7  | 42.6          | 34.3       |
| 0.76 to 1.00.....                                | 10,625    | 8,498                   | 6,294   | 2,204         | 2,127      | 21.0       | 21.5                    | 22.3  | 19.7          | 19.3       |
| 1.01 to 1.50.....                                | 6,726     | 4,979                   | 3,548   | 1,431         | 1,747      | 13.3       | 12.6                    | 12.5  | 12.8          | 15.8       |
| 1.51 or more.....                                | 10,268    | 6,897                   | 4,105   | 2,792         | 3,371      | 20.3       | 17.5                    | 14.5  | 24.9          | 30.6       |
| Not reported.....                                | 1,343     | 984                     | 690     | 294           | 359        | ...        | ...                     | ...   | ...           | ...        |
| <b>OWNER-OCCUPIED UNITS</b>                      |           |                         |         |               |            |            |                         |       |               |            |
| <b>Total</b>                                     |           |                         |         |               |            |            |                         |       |               |            |
| Total dwelling units.....                        | 397,811   | 308,710                 | 212,155 | 96,555        | 89,101     | ...        | ...                     | ...   | ...           | ...        |
| Number reporting.....                            | 390,035   | 303,243                 | 208,746 | 94,497        | 86,792     | 100.0      | 100.0                   | 100.0 | 100.0         | 100.0      |
| 0.75 or less.....                                | 251,867   | 202,723                 | 143,389 | 59,334        | 49,144     | 64.6       | 66.9                    | 68.7  | 62.8          | 56.6       |
| 0.76 to 1.00.....                                | 80,713    | 62,268                  | 43,839  | 18,429        | 18,445     | 20.7       | 20.5                    | 21.0  | 19.5          | 21.3       |
| 1.01 to 1.50.....                                | 33,433    | 22,882                  | 14,036  | 8,846         | 10,551     | 8.6        | 7.5                     | 6.7   | 9.4           | 12.2       |
| 1.51 or more.....                                | 24,022    | 15,370                  | 7,482   | 7,888         | 8,652      | 6.2        | 5.1                     | 3.6   | 8.4           | 10.0       |
| Not reported.....                                | 7,776     | 5,467                   | 3,409   | 2,058         | 2,309      | ...        | ...                     | ...   | ...           | ...        |
| <b>White</b>                                     |           |                         |         |               |            |            |                         |       |               |            |
| Total dwelling units.....                        | 369,527   | 287,215                 | 197,614 | 89,601        | 82,312     | ...        | ...                     | ...   | ...           | ...        |
| Number reporting.....                            | 362,446   | 282,237                 | 194,529 | 87,708        | 80,209     | 100.0      | 100.0                   | 100.0 | 100.0         | 100.0      |
| 0.75 or less.....                                | 237,026   | 190,470                 | 134,535 | 55,935        | 46,556     | 65.4       | 67.5                    | 69.2  | 63.8          | 58.0       |
| 0.76 to 1.00.....                                | 75,594    | 58,430                  | 41,278  | 17,152        | 17,164     | 20.9       | 20.7                    | 21.2  | 19.6          | 21.4       |
| 1.01 to 1.50.....                                | 30,383    | 20,625                  | 12,552  | 8,073         | 9,558      | 8.3        | 7.3                     | 6.5   | 9.2           | 11.9       |
| 1.51 or more.....                                | 19,643    | 12,712                  | 6,164   | 6,548         | 6,931      | 5.4        | 4.5                     | 3.2   | 7.5           | 8.6        |
| Not reported.....                                | 7,081     | 4,978                   | 3,085   | 1,893         | 2,103      | ...        | ...                     | ...   | ...           | ...        |
| <b>Nonwhite</b>                                  |           |                         |         |               |            |            |                         |       |               |            |
| Total dwelling units.....                        | 28,284    | 21,495                  | 14,541  | 6,954         | 6,789      | ...        | ...                     | ...   | ...           | ...        |
| Number reporting.....                            | 27,589    | 21,006                  | 14,217  | 6,789         | 6,583      | 100.0      | 100.0                   | 100.0 | 100.0         | 100.0      |
| 0.75 or less.....                                | 14,841    | 12,253                  | 8,854   | 3,399         | 2,588      | 53.8       | 58.3                    | 62.3  | 50.1          | 39.3       |
| 0.76 to 1.00.....                                | 5,119     | 3,838                   | 2,561   | 1,277         | 1,281      | 18.6       | 18.3                    | 18.0  | 18.8          | 19.5       |
| 1.01 to 1.50.....                                | 3,250     | 2,257                   | 1,484   | 773           | 993        | 11.8       | 10.7                    | 10.4  | 11.4          | 15.1       |
| 1.51 or more.....                                | 4,379     | 2,658                   | 1,318   | 1,340         | 1,721      | 15.9       | 12.7                    | 9.3   | 19.7          | 26.1       |
| Not reported.....                                | 695       | 489                     | 324     | 165           | 206        | ...        | ...                     | ...   | ...           | ...        |
| <b>RENTER-OCCUPIED UNITS</b>                     |           |                         |         |               |            |            |                         |       |               |            |
| <b>Total</b>                                     |           |                         |         |               |            |            |                         |       |               |            |
| Total dwelling units.....                        | 265,392   | 209,896                 | 148,537 | 61,359        | 55,496     | ...        | ...                     | ...   | ...           | ...        |
| Number reporting.....                            | 259,720   | 205,817                 | 145,964 | 59,853        | 53,903     | 100.0      | 100.0                   | 100.0 | 100.0         | 100.0      |
| 0.75 or less.....                                | 115,555   | 95,115                  | 70,744  | 24,371        | 20,440     | 44.5       | 46.2                    | 48.5  | 40.7          | 37.9       |
| 0.76 to 1.00.....                                | 71,425    | 58,518                  | 42,880  | 15,638        | 12,907     | 27.5       | 28.4                    | 29.4  | 26.1          | 23.9       |
| 1.01 to 1.50.....                                | 36,716    | 26,742                  | 17,356  | 9,386         | 9,974      | 14.1       | 13.0                    | 11.9  | 15.7          | 18.5       |
| 1.51 or more.....                                | 36,024    | 25,442                  | 14,984  | 10,458        | 10,582     | 13.9       | 12.4                    | 10.3  | 17.5          | 19.6       |
| Not reported.....                                | 5,672     | 4,079                   | 2,573   | 1,506         | 1,593      | ...        | ...                     | ...   | ...           | ...        |
| <b>White</b>                                     |           |                         |         |               |            |            |                         |       |               |            |
| Total dwelling units.....                        | 241,836   | 190,938                 | 134,112 | 56,826        | 50,898     | ...        | ...                     | ...   | ...           | ...        |
| Number reporting.....                            | 236,812   | 187,354                 | 131,905 | 55,449        | 49,458     | 100.0      | 100.0                   | 100.0 | 100.0         | 100.0      |
| 0.75 or less.....                                | 107,518   | 88,273                  | 65,269  | 23,004        | 19,245     | 45.4       | 47.1                    | 49.5  | 41.5          | 38.9       |
| 0.76 to 1.00.....                                | 65,919    | 53,858                  | 39,147  | 14,711        | 12,061     | 27.8       | 28.7                    | 29.7  | 26.5          | 24.4       |
| 1.01 to 1.50.....                                | 33,240    | 24,020                  | 15,292  | 8,728         | 9,220      | 14.0       | 12.8                    | 11.6  | 15.7          | 18.6       |
| 1.51 or more.....                                | 30,135    | 21,203                  | 12,197  | 9,006         | 8,932      | 12.7       | 11.3                    | 9.2   | 16.2          | 18.1       |
| Not reported.....                                | 5,024     | 3,584                   | 2,207   | 1,377         | 1,440      | ...        | ...                     | ...   | ...           | ...        |
| <b>Nonwhite</b>                                  |           |                         |         |               |            |            |                         |       |               |            |
| Total dwelling units.....                        | 23,556    | 18,958                  | 14,425  | 4,533         | 4,598      | ...        | ...                     | ...   | ...           | ...        |
| Number reporting.....                            | 22,908    | 18,463                  | 14,059  | 4,404         | 4,445      | 100.0      | 100.0                   | 100.0 | 100.0         | 100.0      |
| 0.75 or less.....                                | 8,037     | 6,842                   | 5,475   | 1,367         | 1,195      | 35.1       | 37.1                    | 38.9  | 31.0          | 26.9       |
| 0.76 to 1.00.....                                | 5,506     | 4,660                   | 3,733   | 927           | 846        | 24.0       | 25.2                    | 26.6  | 21.0          | 19.0       |
| 1.01 to 1.50.....                                | 3,476     | 2,722                   | 2,064   | 658           | 754        | 15.2       | 14.7                    | 14.7  | 14.9          | 17.0       |
| 1.51 or more.....                                | 5,889     | 4,239                   | 2,787   | 1,452         | 1,650      | 25.7       | 23.0                    | 19.8  | 33.0          | 37.1       |
| Not reported.....                                | 648       | 495                     | 366     | 129           | 153        | ...        | ...                     | ...   | ...           | ...        |

Table 12.—HEATING EQUIPMENT AND TYPE OF HEATING AND COOKING FUEL, FOR THE STATE, URBAN AND RURAL: 1950

[Asterisk (\*) denotes statistics based on 20-percent sample. Percent not shown where less than 0.1 or where base is less than 500]

| Subject                                 | The State | Urban and rural nonfarm |         |               |           | Rural farm | Percent distribution    |       |               |            |  |
|---|-----------|-------------------------|---------|---------------|-----------|------------|-------------------------|-------|---------------|------------|--|
|   |           | Total                   | Urban   | Rural nonfarm | The State |            | Urban and rural nonfarm |       |               | Rural farm |  |
|   |           |                         |         |               |           |            | Total                   | Urban | Rural nonfarm |            |  |
| Occupied dwelling units.....            | 663,203   | 518,606                 | 360,692 | 157,914       | 144,597   | ...        | ...                     | ...   | ...           | ...        |  |
| <b>*HEATING EQUIPMENT</b>               |           |                         |         |               |           |            |                         |       |               |            |  |
| Number reporting heating equipment..... | 634,620   | 498,600                 | 349,715 | 148,885       | 136,020   | 100.0      | 100.0                   | 100.0 | 100.0         | 100.0      |  |
| Central heating.....                    | 132,685   | 126,215                 | 110,160 | 16,055        | 6,470     | 20.9       | 25.3                    | 31.5  | 10.8          | 4.8        |  |
| Piped steam or hot water.....           | 24,195    | 22,955                  | 18,465  | 4,490         | 1,240     | 3.8        | 4.6                     | 5.3   | 3.0           | 0.9        |  |
| Warm air furnace.....                   | 108,490   | 103,260                 | 91,695  | 11,565        | 5,230     | 17.1       | 20.7                    | 26.2  | 7.8           | 3.8        |  |
| Noncentral heating.....                 | 497,030   | 369,800                 | 238,270 | 131,530       | 127,230   | 78.3       | 74.2                    | 68.1  | 88.3          | 93.5       |  |
| Other means with flue.....              | 250,460   | 158,990                 | 94,135  | 64,855        | 91,470    | 39.5       | 31.9                    | 26.9  | 43.6          | 67.2       |  |
| Other means without flue.....           | 246,570   | 210,810                 | 144,135 | 66,675        | 35,760    | 38.9       | 42.3                    | 41.2  | 44.8          | 26.3       |  |
| Not heated.....                         | 4,905     | 2,585                   | 1,285   | 1,300         | 2,320     | 0.8        | 0.5                     | 0.4   | 0.9           | 1.7        |  |
| <b>*HEATING FUEL</b>                    |           |                         |         |               |           |            |                         |       |               |            |  |
| Number reporting heating equipment..... | 634,620   | 498,600                 | 349,715 | 148,885       | 136,020   | 100.0      | 100.0                   | 100.0 | 100.0         | 100.0      |  |
| Central heating.....                    | 132,685   | 126,215                 | 110,160 | 16,055        | 6,470     | 20.9       | 25.3                    | 31.5  | 10.8          | 4.8        |  |
| Coal.....                               | 2,205     | 1,650                   | 1,145   | 505           | 555       | 0.3        | 0.3                     | 0.3   | 0.3           | 0.4        |  |
| Wood.....                               | 1,035     | 625                     | 395     | 230           | 410       | 0.2        | 0.1                     | 0.1   | 0.2           | 0.3        |  |
| Utility gas.....                        | 122,070   | 120,040                 | 106,645 | 13,395        | 2,030     | 19.2       | 24.1                    | 30.5  | 9.0           | 1.5        |  |
| Bottled gas.....                        | 4,700     | 1,970                   | 620     | 1,350         | 2,730     | 0.7        | 0.4                     | 0.2   | 0.9           | 2.0        |  |
| Liquid fuel.....                        | 1,070     | 435                     | 135     | 300           | 635       | 0.2        | 0.1                     | ...   | 0.2           | 0.5        |  |
| Other fuel.....                         | 895       | 815                     | 590     | 225           | 80        | 0.1        | 0.2                     | 0.2   | 0.2           | 0.1        |  |
| Not reported.....                       | 710       | 680                     | 630     | 50            | 30        | 0.1        | 0.1                     | 0.2   | ...           | ...        |  |
| Noncentral heating.....                 | 497,030   | 369,800                 | 238,270 | 131,530       | 127,230   | 78.3       | 74.2                    | 68.1  | 88.3          | 93.5       |  |
| Coal.....                               | 32,860    | 16,690                  | 4,325   | 12,365        | 16,170    | 5.2        | 3.3                     | 1.2   | 8.3           | 11.9       |  |
| Wood.....                               | 69,505    | 22,885                  | 3,850   | 19,035        | 46,620    | 11.0       | 4.6                     | 1.1   | 12.8          | 34.3       |  |
| Utility gas.....                        | 310,465   | 296,250                 | 222,680 | 73,570        | 14,215    | 48.9       | 59.4                    | 63.7  | 49.4          | 10.5       |  |
| Bottled gas.....                        | 47,235    | 17,835                  | 3,490   | 14,345        | 29,400    | 7.4        | 3.6                     | 1.0   | 9.6           | 21.6       |  |
| Liquid fuel.....                        | 29,825    | 12,100                  | 1,975   | 10,125        | 17,725    | 4.7        | 2.4                     | 0.6   | 6.8           | 13.0       |  |
| Electricity.....                        | 1,125     | 625                     | 365     | 260           | 500       | 0.2        | 0.1                     | 0.1   | 0.2           | 0.4        |  |
| Other fuel.....                         | 4,690     | 2,390                   | 860     | 1,530         | 2,300     | 0.7        | 0.5                     | 0.2   | 1.0           | 1.7        |  |
| Not reported.....                       | 1,325     | 1,025                   | 725     | 300           | 300       | 0.2        | 0.2                     | 0.2   | 0.2           | 0.2        |  |
| Not heated.....                         | 4,905     | 2,585                   | 1,285   | 1,300         | 2,320     | 0.8        | 0.5                     | 0.4   | 0.9           | 1.7        |  |
| <b>*COOKING FUEL</b>                    |           |                         |         |               |           |            |                         |       |               |            |  |
| Number reporting.....                   | 649,945   | 508,380                 | 355,165 | 153,215       | 141,565   | 100.0      | 100.0                   | 100.0 | 100.0         | 100.0      |  |
| Coal.....                               | 13,205    | 7,330                   | 2,415   | 4,915         | 5,875     | 2.0        | 1.4                     | 0.7   | 3.2           | 4.2        |  |
| Wood.....                               | 62,590    | 21,085                  | 3,910   | 17,175        | 41,465    | 9.6        | 4.1                     | 1.1   | 11.2          | 29.3       |  |
| Utility gas.....                        | 440,965   | 422,790                 | 331,945 | 90,845        | 18,175    | 67.8       | 83.2                    | 93.5  | 59.3          | 12.8       |  |
| Bottled gas.....                        | 62,590    | 22,595                  | 4,190   | 18,405        | 39,995    | 9.6        | 4.4                     | 1.2   | 12.0          | 28.3       |  |
| Liquid fuel.....                        | 45,595    | 18,400                  | 2,845   | 15,555        | 27,195    | 7.0        | 3.6                     | 0.8   | 10.2          | 19.2       |  |
| Electricity.....                        | 16,590    | 11,810                  | 8,280   | 3,530         | 4,780     | 2.6        | 2.3                     | 2.3   | 2.3           | 3.4        |  |
| Other fuel.....                         | 7,495     | 3,465                   | 935     | 2,530         | 4,030     | 1.2        | 0.7                     | 0.3   | 1.7           | 2.8        |  |
| None.....                               | 955       | 905                     | 645     | 260           | 50        | 0.1        | 0.2                     | 0.2   | 0.2           | ...        |  |

Table 13.—ELECTRIC LIGHTING, KITCHEN SINK, REFRIGERATION EQUIPMENT, RADIO AND TELEVISION, FOR THE STATE, URBAN AND RURAL: 1950

[Asterisk (\*) denotes statistics based on 20-percent sample. Percent not shown where less than 0.1 or where base is less than 500]

| Subject                         | The State | Urban and rural nonfarm |         |               |           | Rural farm | Percent distribution    |       |               |            |  |
|---------------------------------|-----------|-------------------------|---------|---------------|-----------|------------|-------------------------|-------|---------------|------------|--|
|                                 |           | Total                   | Urban   | Rural nonfarm | The State |            | Urban and rural nonfarm |       |               | Rural farm |  |
|                                 |           |                         |         |               |           |            | Total                   | Urban | Rural nonfarm |            |  |
| All dwelling units.....         | 715,691   | 553,187                 | 379,327 | 173,860       | 162,504   | ...        | ...                     | ...   | ...           | ...        |  |
| <b>*ELECTRIC LIGHTING</b>       |           |                         |         |               |           |            |                         |       |               |            |  |
| Number reporting.....           | 695,995   | 539,415                 | 370,770 | 168,645       | 156,580   | 100.0      | 100.0                   | 100.0 | 100.0         | 100.0      |  |
| With electric lights.....       | 607,555   | 507,270                 | 363,825 | 143,445       | 100,285   | 87.3       | 94.0                    | 98.1  | 85.1          | 64.0       |  |
| No electric lights.....         | 88,440    | 32,145                  | 6,945   | 25,200        | 56,295    | 12.7       | 6.0                     | 1.9   | 14.9          | 36.0       |  |
| Occupied dwelling units.....    | 663,203   | 518,606                 | 360,692 | 157,914       | 144,597   | ...        | ...                     | ...   | ...           | ...        |  |
| <b>*REFRIGERATION EQUIPMENT</b> |           |                         |         |               |           |            |                         |       |               |            |  |
| Number reporting.....           | 648,095   | 507,690                 | 353,740 | 153,950       | 140,405   | 100.0      | 100.0                   | 100.0 | 100.0         | 100.0      |  |
| Mechanical.....                 | 469,215   | 387,570                 | 287,055 | 100,515       | 81,645    | 72.4       | 76.3                    | 81.1  | 65.3          | 58.1       |  |
| Ice.....                        | 114,005   | 83,655                  | 51,575  | 32,080        | 30,350    | 17.6       | 16.5                    | 14.6  | 20.8          | 21.6       |  |
| Other or none.....              | 64,875    | 36,465                  | 15,110  | 21,355        | 28,410    | 10.0       | 7.2                     | 4.3   | 13.9          | 20.2       |  |
| <b>*KITCHEN SINK</b>            |           |                         |         |               |           |            |                         |       |               |            |  |
| Number reporting.....           | 647,850   | 507,300                 | 354,660 | 152,640       | 140,550   | 100.0      | 100.0                   | 100.0 | 100.0         | 100.0      |  |
| With kitchen sink.....          | 464,430   | 405,130                 | 310,820 | 94,310        | 59,300    | 71.7       | 79.9                    | 87.6  | 61.8          | 42.2       |  |
| No kitchen sink.....            | 183,420   | 102,170                 | 43,840  | 58,330        | 81,250    | 28.3       | 20.1                    | 12.4  | 38.2          | 57.8       |  |
| <b>*RADIO</b>                   |           |                         |         |               |           |            |                         |       |               |            |  |
| Number reporting.....           | 649,690   | 507,475                 | 353,740 | 153,735       | 142,215   | 100.0      | 100.0                   | 100.0 | 100.0         | 100.0      |  |
| With radio.....                 | 610,630   | 480,065                 | 338,685 | 141,380       | 130,565   | 94.0       | 94.6                    | 95.7  | 92.0          | 91.8       |  |
| No radio.....                   | 39,060    | 27,410                  | 15,055  | 12,355        | 11,650    | 6.0        | 5.4                     | 4.3   | 8.0           | 8.2        |  |
| <b>*TELEVISION</b>              |           |                         |         |               |           |            |                         |       |               |            |  |
| Number reporting.....           | 646,280   | 504,645                 | 351,815 | 152,830       | 141,635   | 100.0      | 100.0                   | 100.0 | 100.0         | 100.0      |  |
| With television.....            | 17,300    | 15,060                  | 12,155  | 2,905         | 2,240     | 2.7        | 3.0                     | 3.5   | 1.9           | 1.6        |  |
| No television.....              | 628,980   | 489,585                 | 339,660 | 149,925       | 139,395   | 97.3       | 97.0                    | 96.5  | 98.1          | 98.4       |  |

HOUSING—GENERAL CHARACTERISTICS

Table 14.—CONTRACT MONTHLY RENT OF NONFARM RENTER-OCCUPIED AND SELECTED VACANT DWELLING UNITS, FOR THE STATE, URBAN AND RURAL: 1950

[Percent not shown where less than 0.1, and percent and median not shown where base is less than 100]

| Contract monthly rent by color of occupants         | The State               |         |               | Percent distribution    |       |               |
|---|-------------------------|---------|---------------|-------------------------|-------|---------------|
|   | Urban and rural nonfarm | Urban   | Rural nonfarm | Urban and rural nonfarm | Urban | Rural nonfarm |
| <b>RENTER-OCCUPIED UNITS</b>                        |                         |         |               |                         |       |               |
| <b>Total</b>  |                         |         |               |                         |       |               |
| Total dwelling units.....                           | 209,896                 | 148,537 | 61,359        | ...                     | ...   | ...           |
| Number reporting.....                               | 176,217                 | 136,310 | 39,907        | 100.0                   | 100.0 | 100.0         |
| Less than \$10.....                                 | 10,317                  | 3,556   | 6,761         | 5.9                     | 2.6   | 16.9          |
| \$10 to \$14.....                                   | 14,418                  | 7,182   | 7,236         | 8.2                     | 5.3   | 18.1          |
| \$15 to \$19.....                                   | 14,751                  | 8,961   | 5,790         | 8.4                     | 6.6   | 14.5          |
| \$20 to \$24.....                                   | 17,145                  | 12,549  | 4,596         | 9.7                     | 9.2   | 11.5          |
| \$25 to \$29.....                                   | 18,557                  | 14,549  | 4,008         | 10.5                    | 10.7  | 10.0          |
| \$30 to \$34.....                                   | 19,693                  | 16,377  | 3,316         | 11.2                    | 12.0  | 8.3           |
| \$35 to \$39.....                                   | 19,676                  | 16,871  | 2,805         | 11.2                    | 12.4  | 7.0           |
| \$40 to \$49.....                                   | 27,808                  | 25,248  | 2,560         | 15.8                    | 18.5  | 6.4           |
| \$50 to \$59.....                                   | 16,400                  | 15,207  | 1,193         | 9.3                     | 11.2  | 3.0           |
| \$60 to \$74.....                                   | 10,618                  | 9,676   | 942           | 6.0                     | 7.1   | 2.4           |
| \$75 to \$99.....                                   | 5,562                   | 5,148   | 414           | 3.2                     | 3.8   | 1.0           |
| \$100 or more.....                                  | 1,272                   | 986     | 286           | 0.7                     | 0.7   | 0.7           |
| Rent free.....                                      | 21,712                  | 8,915   | 12,797        | ...                     | ...   | ...           |
| Not reported.....                                   | 11,967                  | 3,312   | 8,655         | ...                     | ...   | ...           |
| Median rent.....dollars..                           | 32.78                   | 35.98   | 19.68         | ...                     | ...   | ...           |
| <b>White</b>  |                         |         |               |                         |       |               |
| Total dwelling units.....                           | 190,938                 | 134,112 | 56,826        | ...                     | ...   | ...           |
| Number reporting.....                               | 161,088                 | 123,589 | 37,499        | 100.0                   | 100.0 | 100.0         |
| Less than \$10.....                                 | 7,483                   | 1,812   | 5,671         | 4.6                     | 1.5   | 15.1          |
| \$10 to \$14.....                                   | 11,362                  | 4,677   | 6,685         | 7.1                     | 3.8   | 17.8          |
| \$15 to \$19.....                                   | 12,538                  | 7,005   | 5,533         | 7.8                     | 5.7   | 14.8          |
| \$20 to \$24.....                                   | 15,045                  | 10,634  | 4,411         | 9.3                     | 8.6   | 11.8          |
| \$25 to \$29.....                                   | 17,015                  | 13,116  | 3,899         | 10.6                    | 10.6  | 10.4          |
| \$30 to \$34.....                                   | 18,482                  | 15,243  | 3,239         | 11.5                    | 12.3  | 8.6           |
| \$35 to \$39.....                                   | 18,804                  | 16,040  | 2,764         | 11.7                    | 13.0  | 7.4           |
| \$40 to \$49.....                                   | 27,047                  | 24,513  | 2,534         | 16.8                    | 19.8  | 6.8           |
| \$50 to \$59.....                                   | 16,096                  | 14,908  | 1,188         | 10.0                    | 12.1  | 3.2           |
| \$60 to \$74.....                                   | 10,457                  | 9,565   | 892           | 6.5                     | 7.7   | 2.4           |
| \$75 to \$99.....                                   | 5,522                   | 5,114   | 408           | 3.4                     | 4.1   | 1.1           |
| \$100 or more.....                                  | 1,237                   | 962     | 275           | 0.8                     | 0.8   | 0.7           |
| Rent free.....                                      | 19,103                  | 7,682   | 11,421        | ...                     | ...   | ...           |
| Not reported.....                                   | 10,747                  | 2,841   | 7,906         | ...                     | ...   | ...           |
| Median rent.....dollars..                           | 34.13                   | 37.40   | 20.48         | ...                     | ...   | ...           |
| <b>Nonwhite</b>                                     |                         |         |               |                         |       |               |
| Total dwelling units.....                           | 18,958                  | 14,425  | 4,533         | ...                     | ...   | ...           |
| Number reporting.....                               | 15,129                  | 12,721  | 2,408         | 100.0                   | 100.0 | 100.0         |
| Less than \$10.....                                 | 2,834                   | 1,744   | 1,090         | 18.7                    | 13.7  | 45.3          |
| \$10 to \$14.....                                   | 3,056                   | 2,505   | 551           | 20.2                    | 19.7  | 22.9          |
| \$15 to \$19.....                                   | 2,213                   | 1,956   | 257           | 14.6                    | 15.4  | 10.7          |
| \$20 to \$24.....                                   | 2,100                   | 1,915   | 185           | 13.9                    | 15.1  | 7.2           |
| \$25 to \$29.....                                   | 1,542                   | 1,433   | 109           | 10.2                    | 11.3  | 4.5           |
| \$30 to \$34.....                                   | 1,211                   | 1,134   | 77            | 8.0                     | 8.9   | 3.2           |
| \$35 to \$39.....                                   | 872                     | 831     | 41            | 5.8                     | 6.5   | 1.7           |
| \$40 to \$49.....                                   | 761                     | 735     | 26            | 5.0                     | 5.8   | 1.1           |
| \$50 to \$59.....                                   | 304                     | 299     | 5             | 2.0                     | 2.4   | 0.2           |
| \$60 to \$74.....                                   | 161                     | 111     | 50            | 1.1                     | 0.9   | 2.1           |
| \$75 to \$99.....                                   | 40                      | 34      | 6             | 0.3                     | 0.3   | 0.2           |
| \$100 or more.....                                  | 35                      | 24      | 11            | 0.2                     | 0.2   | 0.5           |
| Rent free.....                                      | 2,609                   | 1,233   | 1,376         | ...                     | ...   | ...           |
| Not reported.....                                   | 1,220                   | 471     | 749           | ...                     | ...   | ...           |
| Median rent.....dollars..                           | 18.28                   | 19.91   | 10.53         | ...                     | ...   | ...           |
| <b>VACANT NONSEASONAL NOT DILAPIDATED, FOR RENT</b> |                         |         |               |                         |       |               |
| Total dwelling units.....                           | 9,139                   | 6,881   | 2,258         | ...                     | ...   | ...           |
| Number reporting.....                               | 8,047                   | 5,789   | 2,258         | 100.0                   | 100.0 | 100.0         |
| Less than \$10.....                                 | 260                     | 78      | 182           | 3.2                     | 1.3   | 8.1           |
| \$10 to \$19.....                                   | 961                     | 406     | 555           | 11.9                    | 7.0   | 24.6          |
| \$20 to \$29.....                                   | 1,776                   | 1,171   | 605           | 22.1                    | 20.2  | 26.8          |
| \$30 to \$39.....                                   | 2,026                   | 1,607   | 419           | 25.2                    | 27.8  | 18.6          |
| \$40 to \$49.....                                   | 1,266                   | 1,046   | 220           | 15.7                    | 18.1  | 9.2           |
| \$50 to \$59.....                                   | 767                     | 668     | 99            | 9.5                     | 11.5  | 4.4           |
| \$60 to \$74.....                                   | 516                     | 397     | 119           | 6.4                     | 6.9   | 5.3           |
| \$75 to \$99.....                                   | 352                     | 328     | 24            | 4.4                     | 5.7   | 1.1           |
| \$100 or more.....                                  | 123                     | 88      | 35            | 1.5                     | 1.5   | 1.6           |
| Rent free or not reported.....                      | 1,092                   | 1,092   | ...           | ...                     | ...   | ...           |
| Median rent.....dollars..                           | 34.57                   | 37.21   | 25.98         | ...                     | ...   | ...           |



Table 15.—GROSS MONTHLY RENT OF NONFARM RENTER-OCCUPIED DWELLING UNITS, BY COLOR OF OCCUPANTS, FOR THE STATE, URBAN AND RURAL: 1950

[Percent not shown where less than 0.1]

| Gross monthly rent by color of occupants    | The State               |         |               | Percent distribution    |       |               | Gross monthly rent by color of occupants    | The State               |        |               | Percent distribution    |       |               |
|---|-------------------------|---------|---------------|-------------------------|-------|---------------|---|-------------------------|--------|---------------|-------------------------|-------|---------------|
|   | Urban and rural nonfarm | Urban   | Rural nonfarm | Urban and rural nonfarm | Urban | Rural nonfarm |   | Urban and rural nonfarm | Urban  | Rural nonfarm | Urban and rural nonfarm | Urban | Rural nonfarm |
| <b>Renter-occupied dwelling units</b> ..... | 209,896                 | 148,537 | 61,359        | ...                     | ...   | ...           | <b>White renter-occupied units—Con.</b>     |                         |        |               |                         |       |               |
| <b>Number reporting</b> .....               | 171,832                 | 133,313 | 38,519        | 100.0                   | 100.0 | 100.0         | <b>Number reporting—Con.</b>                |                         |        |               |                         |       |               |
| Less than \$10.....                         | 4,951                   | 1,947   | 3,004         | 2.9                     | 1.5   | 7.8           | \$40 to \$49.....                           | 27,373                  | 23,525 | 3,848         | 17.4                    | 19.4  | 10.6          |
| \$10 to \$14.....                           | 10,339                  | 5,397   | 4,942         | 6.0                     | 4.0   | 12.8          | \$50 to \$59.....                           | 16,487                  | 14,652 | 1,835         | 10.5                    | 12.1  | 5.1           |
| \$15 to \$19.....                           | 14,297                  | 8,584   | 5,713         | 8.3                     | 6.4   | 14.8          | \$60 to \$74.....                           | 12,639                  | 11,344 | 1,295         | 8.0                     | 9.4   | 3.6           |
| \$20 to \$24.....                           | 18,469                  | 13,235  | 5,234         | 10.7                    | 9.9   | 13.6          | \$75 to \$99.....                           | 6,860                   | 6,326  | 534           | 4.4                     | 5.2   | 1.5           |
| \$25 to \$29.....                           | 18,767                  | 14,354  | 4,413         | 10.9                    | 10.8  | 13.6          | \$100 or more.....                          | 1,462                   | 1,186  | 276           | 0.9                     | 1.0   | 0.8           |
| \$30 to \$34.....                           | 20,307                  | 16,200  | 4,107         | 11.8                    | 12.2  | 10.7          | Rent free or not reported.....              | 33,741                  | 13,143 | 20,598        | ...                     | ...   | ...           |
| \$35 to \$39.....                           | 17,812                  | 14,637  | 3,175         | 10.4                    | 11.0  | 8.2           | <b>Median rent</b> .....dollars.....        | 35.40                   | 38.24  | 25.70         | ...                     | ...   | ...           |
| \$40 to \$49.....                           | 28,647                  | 24,737  | 3,910         | 16.7                    | 18.6  | 10.2          | <b>Nonwhite renter-occupied units</b> ..... | 18,958                  | 14,425 | 4,533         | ...                     | ...   | ...           |
| \$50 to \$59.....                           | 16,948                  | 15,095  | 1,853         | 9.9                     | 11.3  | 4.8           | <b>Number reporting</b> .....               | 14,635                  | 12,344 | 2,291         | 100.0                   | 100.0 | 100.0         |
| \$60 to \$74.....                           | 12,881                  | 11,538  | 1,343         | 7.5                     | 8.7   | 3.5           | Less than \$10.....                         | 1,123                   | 595    | 528           | 7.7                     | 4.8   | 23.0          |
| \$75 to \$99.....                           | 6,927                   | 6,378   | 539           | 4.0                     | 4.8   | 1.4           | \$10 to \$14.....                           | 1,939                   | 1,375  | 564           | 13.2                    | 11.1  | 24.6          |
| \$100 or more.....                          | 1,497                   | 1,211   | 286           | 0.9                     | 0.9   | 0.7           | \$15 to \$19.....                           | 2,514                   | 2,085  | 429           | 17.2                    | 16.9  | 18.7          |
| Rent free or not reported.....              | 38,064                  | 15,224  | 22,840        | ...                     | ...   | ...           | \$20 to \$24.....                           | 2,487                   | 2,215  | 272           | 17.0                    | 17.9  | 11.9          |
| <b>Median rent</b> .....dollars.....        | 34.20                   | 36.87   | 24.92         | ...                     | ...   | ...           | \$25 to \$29.....                           | 1,945                   | 1,753  | 192           | 13.3                    | 14.2  | 8.4           |
| <b>White renter-occupied units</b> .....    | 190,938                 | 134,112 | 56,826        | ...                     | ...   | ...           | \$30 to \$34.....                           | 1,367                   | 1,469  | 98            | 10.7                    | 11.9  | 4.3           |
| <b>Number reporting</b> .....               | 157,197                 | 120,969 | 36,228        | 100.0                   | 100.0 | 100.0         | \$35 to \$39.....                           | 991                     | 926    | 65            | 6.8                     | 7.5   | 2.8           |
| Less than \$10.....                         | 3,828                   | 1,352   | 2,476         | 2.4                     | 1.1   | 6.8           | \$40 to \$49.....                           | 1,274                   | 1,212  | 62            | 8.7                     | 9.8   | 2.7           |
| \$10 to \$14.....                           | 8,400                   | 4,022   | 4,378         | 5.3                     | 3.3   | 12.1          | \$50 to \$59.....                           | 461                     | 443    | 18            | 3.1                     | 3.6   | 0.8           |
| \$15 to \$19.....                           | 11,783                  | 6,499   | 5,284         | 7.5                     | 5.4   | 14.6          | \$60 to \$74.....                           | 242                     | 194    | 48            | 1.7                     | 1.6   | 2.1           |
| \$20 to \$24.....                           | 15,982                  | 11,020  | 4,962         | 10.2                    | 9.1   | 13.7          | \$75 to \$99.....                           | 37                      | 52     | 5             | 0.4                     | 0.4   | 0.2           |
| \$25 to \$29.....                           | 16,822                  | 12,601  | 4,221         | 10.7                    | 10.4  | 11.7          | \$100 or more.....                          | 35                      | 25     | 10            | 0.2                     | 0.2   | 0.4           |
| \$30 to \$34.....                           | 18,740                  | 14,731  | 4,009         | 11.9                    | 12.2  | 11.1          | Rent free or not reported.....              | 4,323                   | 2,081  | 2,242         | ...                     | ...   | ...           |
| \$35 to \$39.....                           | 16,821                  | 13,711  | 3,110         | 10.7                    | 11.3  | 8.6           | <b>Median rent</b> .....dollars.....        | 23.00                   | 24.28  | 15.12         | ...                     | ...   | ...           |

Table 16.—VALUE AND MORTGAGE STATUS OF NONFARM OWNER-OCCUPIED DWELLING UNITS, BY COLOR OF OCCUPANTS, AND VALUE OF SELECTED VACANT DWELLING UNITS, FOR THE STATE, URBAN AND RURAL: 1950

[Percent not shown where less than 0.1, and percent and median not shown where base is less than 100]

| Subject   | The State               |         |               | Percent distribution    |       |               | Subject  | The State               |         |               | Percent distribution    |       |               |
|---|-------------------------|---------|---------------|-------------------------|-------|---------------|--|-------------------------|---------|---------------|-------------------------|-------|---------------|
|   | Urban and rural nonfarm | Urban   | Rural nonfarm | Urban and rural nonfarm | Urban | Rural nonfarm |  | Urban and rural nonfarm | Urban   | Rural nonfarm | Urban and rural nonfarm | Urban | Rural nonfarm |
| <b>VALUE OF ONE-DWELLING-UNIT STRUCTURES</b>            |                         |         |               |                         |       |               | <b>White owner-occupied units—Con.</b>                                   |                         |         |               |                         |       |               |
| <b>Owner-occupied dwelling units</b> <sup>1</sup> ..... | 270,568                 | 181,737 | 88,831        | ...                     | ...   | ...           | <b>Nonwhite owner-occupied units—Con.</b>                                |                         |         |               |                         |       |               |
| <b>Number reporting</b> .....                           | 252,201                 | 177,238 | 74,963        | 100.0                   | 100.0 | 100.0         | <b>Number reporting—Con.</b>   |                         |         |               |                         |       |               |
| Less than \$2,000.....                                  | 48,670                  | 19,463  | 29,207        | 19.3                    | 11.0  | 39.0          | \$10,000 to \$14,999.....  | 238                     | 205     | 33            | 1.4                     | 1.7   | 0.6           |
| \$2,000 to \$2,999.....                                 | 24,324                  | 12,376  | 11,948        | 9.6                     | 7.0   | 15.9          | \$15,000 to \$19,999.....  | 47                      | 43      | 4             | 0.3                     | 0.4   | 0.1           |
| \$3,000 to \$3,999.....                                 | 25,170                  | 15,290  | 9,880         | 10.0                    | 8.6   | 13.2          | \$20,000 or more.....  | 63                      | 57      | 6             | 0.4                     | 0.5   | 0.1           |
| \$4,000 to \$4,999.....                                 | 21,896                  | 15,323  | 6,573         | 8.7                     | 8.6   | 8.7           | Not reported.....  | 1,918                   | 621     | 1,297         | ...                     | ...   | ...           |
| \$5,000 to \$5,999.....                                 | 21,875                  | 16,798  | 5,077         | 8.7                     | 9.5   | 6.8           | <b>Median value</b> .....dollars.....                                    | 1,728                   | 2,145   | 1,250         | ...                     | ...   | ...           |
| \$6,000 to \$7,499.....                                 | 37,589                  | 32,252  | 5,337         | 14.9                    | 18.2  | 7.1           | <b>Vacant nonseasonal not dilapidated dwelling units, for sale</b> ..... | 4,208                   | 3,370   | 838           | ...                     | ...   | ...           |
| \$7,500 to \$9,999.....                                 | 35,393                  | 31,836  | 3,557         | 14.0                    | 18.0  | 4.7           | <b>Number reporting</b> .....  | 3,772                   | 2,935   | 837           | 100.0                   | 100.0 | 100.0         |
| \$10,000 to \$14,999.....                               | 24,648                  | 22,446  | 2,202         | 9.8                     | 12.7  | 2.9           | Less than \$3,000.....   | 376                     | 180     | 196           | 10.0                    | 6.1   | 23.4          |
| \$15,000 to \$19,999.....                               | 7,161                   | 6,560   | 601           | 2.8                     | 3.7   | 0.8           | \$3,000 to \$3,999.....  | 143                     | 85      | 58            | 3.8                     | 2.9   | 6.9           |
| \$20,000 or more.....                                   | 5,515                   | 4,894   | 621           | 2.2                     | 2.8   | 0.8           | \$4,000 to \$4,999.....  | 195                     | 143     | 52            | 5.2                     | 4.9   | 6.2           |
| Not reported.....                                       | 18,367                  | 4,499   | 13,868        | ...                     | ...   | ...           | \$5,000 to \$7,499.....  | 1,177                   | 961     | 216           | 31.2                    | 32.7  | 25.8          |
| <b>Median value</b> .....dollars.....                   | 5,228                   | 6,386   | 2,643         | ...                     | ...   | ...           | \$7,500 to \$9,999.....  | 1,347                   | 1,064   | 283           | 35.7                    | 36.3  | 33.8          |
| <b>White owner-occupied units</b> <sup>1</sup> .....    | 251,138                 | 168,928 | 82,210        | ...                     | ...   | ...           | \$10,000 to \$14,999.....  | 408                     | 395     | 13            | 10.8                    | 13.5  | 1.6           |
| <b>Number reporting</b> .....                           | 234,689                 | 165,050 | 69,639        | 100.0                   | 100.0 | 100.0         | \$15,000 to \$19,999.....  | 126                     | 107     | 19            | 3.3                     | 3.6   | 2.3           |
| Less than \$2,000.....                                  | 38,824                  | 13,713  | 25,111        | 16.5                    | 8.3   | 36.1          | Not reported.....  | 436                     | 435     | 1             | ...                     | ...   | ...           |
| \$2,000 to \$2,999.....                                 | 22,031                  | 10,608  | 11,423        | 9.4                     | 6.4   | 16.4          | <b>Median value</b> .....dollars.....                                    | 7,439                   | 7,681   | 6,252         | ...                     | ...   | ...           |
| \$3,000 to \$3,999.....                                 | 23,615                  | 13,960  | 9,655         | 10.1                    | 8.5   | 13.9          | <b>MORTGAGE STATUS</b>   |                         |         |               |                         |       |               |
| \$4,000 to \$4,999.....                                 | 20,850                  | 14,444  | 6,406         | 8.9                     | 8.8   | 9.2           | <b>Owner-occupied dwelling units</b> <sup>1</sup> .....                  | 296,552                 | 204,304 | 92,248        | ...                     | ...   | ...           |
| \$5,000 to \$5,999.....                                 | 21,089                  | 16,098  | 4,991         | 9.0                     | 9.8   | 7.2           | <b>Number reporting</b> .....  | 278,071                 | 199,480 | 78,591        | 100.0                   | 100.0 | 100.0         |
| \$6,000 to \$7,499.....                                 | 36,376                  | 31,219  | 5,157         | 15.5                    | 18.9  | 7.4           | Mortgaged.....   | 111,269                 | 95,170  | 16,099        | 40.0                    | 47.7  | 20.5          |
| \$7,500 to \$9,999.....                                 | 34,928                  | 31,423  | 3,505         | 14.9                    | 19.0  | 5.0           | Not mortgaged.....   | 166,802                 | 104,310 | 62,492        | 60.0                    | 52.3  | 79.5          |
| \$10,000 to \$14,999.....                               | 24,410                  | 22,241  | 2,169         | 10.4                    | 13.5  | 3.1           | Not reported.....  | 18,481                  | 4,824   | 13,657        | ...                     | ...   | ...           |
| \$15,000 to \$19,999.....                               | 7,114                   | 6,517   | 597           | 3.0                     | 3.9   | 0.9           | <b>White owner-occupied units</b> <sup>2</sup> .....                     | 275,673                 | 190,215 | 85,458        | ...                     | ...   | ...           |
| \$20,000 or more.....                                   | 5,492                   | 4,837   | 615           | 2.3                     | 2.9   | 0.9           | <b>Number reporting</b> .....  | 259,116                 | 186,059 | 73,057        | 100.0                   | 100.0 | 100.0         |
| Not reported.....                                       | 16,449                  | 3,878   | 12,571        | ...                     | ...   | ...           | Mortgaged.....   | 105,921                 | 90,903  | 15,018        | 40.9                    | 48.9  | 20.6          |
| <b>Median value</b> .....dollars.....                   | 5,520                   | 6,608   | 2,800         | ...                     | ...   | ...           | Not mortgaged.....   | 153,195                 | 95,156  | 58,039        | 59.1                    | 52.1  | 79.4          |
| <b>Nonwhite owner-occupied units</b> <sup>1</sup> ..... | 19,430                  | 12,809  | 6,621         | ...                     | ...   | ...           | Not reported.....  | 16,557                  | 4,156   | 12,401        | ...                     | ...   | ...           |
| <b>Number reporting</b> .....                           | 17,512                  | 12,188  | 5,324         | 100.0                   | 100.0 | 100.0         | <b>Nonwhite owner-occupied units</b> <sup>2</sup> .....                  | 20,879                  | 14,089  | 6,790         | ...                     | ...   | ...           |
| Less than \$2,000.....                                  | 9,846                   | 5,750   | 4,096         | 56.2                    | 47.2  | 76.9          | <b>Number reporting</b> .....  | 18,955                  | 13,421  | 5,534         | 100.0                   | 100.0 | 100.0         |
| \$2,000 to \$2,999.....                                 | 2,293                   | 1,768   | 525           | 13.1                    | 14.5  | 9.9           | Mortgaged.....   | 9,348                   | 4,267   | 1,081         | 28.2                    | 31.8  | 19.5          |
| \$3,000 to \$3,999.....                                 | 1,555                   | 1,330   | 225           | 8.9                     | 10.9  | 4.2           | Not mortgaged.....   | 13,607                  | 9,154   | 4,453         | 71.8                    | 68.2  | 80.5          |
| \$4,000 to \$4,999.....                                 | 1,006                   | 879     | 127           | 5.7                     | 7.2   | 2.4           | Not reported.....  | 1,924                   | 668     | 1,256         | ...                     | ...   | ...           |
| \$5,000 to \$5,999.....                                 | 786                     | 700     | 86            | 4.5                     | 5.7   | 1.6           |  |                         |         |               |                         |       |               |
| \$6,000 to \$7,499.....                                 | 1,213                   | 1,033   | 180           | 6.9                     | 8.5   | 3.4           |  |                         |         |               |                         |       |               |
| \$7,500 to \$9,999.....                                 | 465                     | 423     | 42            | 2.7                     | 3.5   | 0.8           |  |                         |         |               |                         |       |               |

<sup>1</sup> Restricted to 1-dwelling-unit properties.

<sup>2</sup> Restricted to 1- to 4-dwelling-unit structures without business.

## HOUSING—GENERAL CHARACTERISTICS

Table 17.—OCCUPANCY CHARACTERISTICS, TYPE OF STRUCTURE, AND PLUMBING FACILITIES, FOR STANDARD METROPOLITAN AREAS AND CONSTITUENT COUNTIES, URBANIZED AREAS, AND URBAN PLACES OF 10,000 OR MORE: 1950

[Percent not shown where less than 0.1]

| Subject   | Standard metropolitan areas         |                          | Urbanized areas  |                  | Urban places |         |                   |                |        |        |         |        |         |
|---|-------------------------------------|--------------------------|------------------|------------------|--------------|---------|-------------------|----------------|--------|--------|---------|--------|---------|
|   | Oklahoma City<br>Oklahoma<br>County | Tulsa<br>Tulsa<br>County | Oklahoma<br>City | Tulsa            | Ada          | Ardmore | Bartles-<br>ville | Chicka-<br>sha | Duncan | Durant | El Reno | Enid   | Outhrie |
| All dwelling units.....   | 108,083                             | 81,251                   | 92,377           | 67,844           | 5,361        | 6,082   | 6,428             | 5,320          | 5,171  | 3,442  | 3,836   | 12,146 | 3,453   |
| Urban-farm dwelling units.....  | 206                                 | 122                      | 204              | 106              | 49           | 19      | 11                | 17             | 3      | 5      | 3       | 14     | 4       |
| OCCUPANCY, TENURE, AND RACE   |                                     |                          |                  |                  |              |         |                   |                |        |        |         |        |         |
| Occupied dwelling units.....  | 101,924                             | 78,003                   | 87,677           | 65,487           | 5,107        | 5,855   | 6,218             | 5,049          | 4,894  | 3,274  | 3,659   | 11,669 | 3,264   |
| Owner occupied.....   | 59,629                              | 46,980                   | 50,667           | 38,185           | 2,773        | 3,554   | 3,901             | 3,113          | 3,046  | 1,797  | 2,258   | 7,371  | 2,029   |
| Percent of all occupied.....  | 58.5                                | 60.2                     | 57.8             | 58.3             | 54.3         | 60.7    | 62.7              | 61.7           | 62.2   | 54.9   | 61.7    | 63.2   | 62.2    |
| White.....  | 56,320                              | 43,744                   | 48,372           | 35,509           | 2,708        | 3,125   | 3,702             | 2,773          | 2,931  | 1,704  | 2,095   | 7,118  | 1,591   |
| Negro.....  | 3,140                               | 2,972                    | 2,153            | 2,505            | 42           | 395     | 170               | 337            | 111    | 155    | 155     | 248    | 438     |
| Other races.....  | 169                                 | 264                      | 142              | 171              | 23           | 34      | 29                | 3              | 4      | 93     | 8       | 5      | ...     |
| Renter occupied.....  | 42,295                              | 31,023                   | 37,010           | 27,302           | 2,334        | 2,301   | 2,317             | 1,936          | 1,848  | 1,477  | 1,401   | 4,298  | 1,235   |
| White.....  | 37,638                              | 27,733                   | 32,707           | 24,267           | 2,167        | 1,997   | 2,142             | 1,750          | 1,779  | 1,400  | 1,282   | 4,156  | 1,045   |
| Negro.....  | 4,313                               | 2,962                    | 3,981            | 2,762            | 140          | 255     | 150               | 183            | 62     | 1      | 92      | 131    | 189     |
| Other races.....  | 344                                 | 328                      | 322              | 273              | 27           | 49      | 25                | 3              | 7      | 76     | 27      | 11     | 1       |
| Nonresident dwelling units.....   | 143                                 | 99                       | 53               | 71               | 5            | 5       | 7                 | 7              | 11     | 6      | 3       | 34     | 2       |
| Vacant dwelling units.....  | 6,016                               | 3,149                    | 4,647            | 2,286            | 249          | 222     | 203               | 264            | 266    | 162    | 174     | 443    | 187     |
| Nonseasonal not dilapidated, for rent or sale.....                          | 3,476                               | 1,783                    | 2,954            | 1,335            | 173          | 109     | 84                | 108            | 156    | 123    | 97      | 264    | 83      |
| Percent of all dwelling units.....  | 3.2                                 | 2.2                      | 3.2              | 2.0              | 3.2          | 1.8     | 1.3               | 2.0            | 3.0    | 3.6    | 2.5     | 2.2    | 2.4     |
| For rent.....   | 1,661                               | 944                      | 1,479            | 827              | 114          | 80      | 49                | 67             | 95     | 109    | 77      | 146    | 78      |
| For sale only.....  | 1,815                               | 839                      | 1,475            | 508              | 59           | 29      | 35                | 41             | 61     | 14     | 20      | 118    | 5       |
| Nonseasonal not dilapidated, not for rent or sale.....                      | 1,612                               | 942                      | 1,164            | 711              | 48           | 64      | 66                | 93             | 74     | 13     | 52      | 154    | 26      |
| Nonseasonal dilapidated.....  | 632                                 | 382                      | 425              | 218              | 26           | 46      | 44                | 48             | 36     | 25     | 23      | 20     | 71      |
| Seasonal.....   | 296                                 | 42                       | 104              | 22               | 2            | 3       | 9                 | 15             | ...    | 1      | 2       | 5      | 7       |
| POPULATION  |                                     |                          |                  |                  |              |         |                   |                |        |        |         |        |         |
| Population in dwelling units, 1950.....                                     | 314,913                             | 244,763                  | 265,731          | 201,117          | 15,485       | 17,659  | 18,767            | 15,342         | 15,158 | 10,193 | 10,787  | 35,020 | 9,681   |
| Population per occupied dwelling unit.....                                  | 3.1                                 | 3.1                      | 3.0              | 3.1              | 3.0          | 3.0     | 3.0               | 3.0            | 3.1    | 3.1    | 2.9     | 3.0    | 3.0     |
| Total population, 1950.....   | 244,159                             | 193,363                  | ( <sup>1</sup> ) | ( <sup>1</sup> ) | 15,143       | 16,886  | 16,267            | 14,111         | 9,207  | 10,027 | 10,078  | 28,081 | 10,018  |
| Population per occupied dwelling unit.....                                  | 3.5                                 | 3.5                      | ...              | ...              | 3.6          | 3.5     | 3.4               | 3.5            | 3.5    | 3.6    | 3.4     | 3.4    | 3.4     |
| TYPE OF STRUCTURE   |                                     |                          |                  |                  |              |         |                   |                |        |        |         |        |         |
| All dwelling units.....   | 108,083                             | 81,251                   | 92,377           | 67,844           | 5,361        | 6,082   | 6,428             | 5,320          | 5,171  | 3,442  | 3,836   | 12,146 | 3,453   |
| 1 dwelling unit, detached.....  | 76,702                              | 60,123                   | 62,844           | 47,284           | 4,017        | 4,867   | 4,910             | 4,186          | 4,123  | 2,600  | 2,945   | 8,635  | 2,620   |
| 1 dwelling unit, attached.....  | 1,089                               | 508                      | 977              | 381              | 95           | 155     | 35                | 32             | 5      | 44     | 15      | 56     | 57      |
| 1 and 2 dwelling unit, semidetached.....                                    | 2,523                               | 3,276                    | 2,334            | 3,071            | 171          | 65      | 243               | 69             | 126    | 158    | 27      | 282    | 39      |
| 2 dwelling unit, other.....   | 11,885                              | 6,142                    | 11,438           | 5,086            | 496          | 652     | 502               | 558            | 538    | 250    | 382     | 1,404  | 290     |
| 3 and 4 dwelling unit.....  | 7,082                               | 4,627                    | 6,731            | 4,495            | 318          | 274     | 379               | 263            | 213    | 176    | 206     | 884    | 195     |
| 5 to 9 dwelling unit.....   | 5,247                               | 3,026                    | 4,698            | 3,200            | 171          | 117     | 166               | 145            | 97     | 145    | 179     | 376    | 143     |
| 10 to 19 dwelling unit.....   | 2,007                               | 1,626                    | 1,943            | 1,768            | 52           | 75      | 100               | 38             | ...    | ...    | 67      | 249    | 51      |
| 20 to 40 dwelling unit.....   | 887                                 | 890                      | 887              | 868              | ...          | ...     | 23                | ...            | ...    | ...    | ...     | 119    | ...     |
| 50 dwelling unit or more.....   | 183                                 | 622                      | 183              | 622              | ...          | ...     | ...               | ...            | ...    | ...    | ...     | ...    | ...     |
| Trailers.....   | 477                                 | 411                      | 342              | 269              | 41           | 17      | 70                | 29             | 69     | 9      | 15      | 141    | 58      |
| Owner-occupied dwelling units.....  | 59,629                              | 46,980                   | 50,667           | 38,185           | 2,773        | 3,554   | 3,901             | 3,113          | 3,046  | 1,797  | 2,258   | 7,371  | 2,029   |
| 1 dwelling unit, detached.....  | 54,318                              | 43,263                   | 45,740           | 34,820           | 2,496        | 3,247   | 3,582             | 2,864          | 2,809  | 1,634  | 2,078   | 6,621  | 1,807   |
| 1 dwelling unit, attached.....  | 237                                 | 139                      | 189              | 89               | 20           | 6       | 3                 | 11             | 1      | 19     | 1       | 13     | 27      |
| 1 and 2 dwelling unit, semidetached.....                                    | 544                                 | 795                      | 495              | 730              | 39           | 15      | 51                | 17             | 23     | 35     | 5       | 68     | 9       |
| 2 dwelling unit, other.....   | 3,017                               | 1,694                    | 2,883            | 1,596            | 119          | 203     | 138               | 139            | 135    | 73     | 120     | 434    | 81      |
| 3 and 4 dwelling unit.....  | 815                                 | 491                      | 781              | 474              | 53           | 55      | 53                | 43             | 31     | 24     | 22      | 110    | 30      |
| 5 dwelling unit or more.....  | 352                                 | 256                      | 346              | 245              | 10           | 16      | 14                | 7              | 7      | 19     | 32      | 16     | 16      |
| Trailers.....   | 346                                 | 342                      | 233              | 231              | 36           | 12      | 58                | 25             | 40     | 5      | 13      | 93     | 57      |
| Renter-occupied dwelling units.....   | 42,295                              | 31,023                   | 37,010           | 27,302           | 2,334        | 2,301   | 2,317             | 1,936          | 1,848  | 1,477  | 1,401   | 4,298  | 1,235   |
| 1 dwelling unit, detached.....  | 17,929                              | 14,503                   | 14,007           | 10,977           | 1,353        | 1,455   | 1,177             | 1,125          | 1,109  | 943    | 768     | 1,680  | 715     |
| 1 dwelling unit, attached.....  | 814                                 | 341                      | 758              | 267              | 69           | 8       | 29                | 19             | 3      | 21     | 14      | 42     | 28      |
| 1 and 2 dwelling unit, semidetached.....                                    | 1,855                               | 2,342                    | 1,735            | 2,214            | 127          | 41      | 185               | 47             | 95     | 110    | 21      | 203    | 26      |
| 2 dwelling unit, other.....   | 8,355                               | 4,250                    | 8,065            | 4,101            | 339          | 424     | 347               | 395            | 379    | 155    | 239     | 912    | 185     |
| 3 and 4 dwelling unit.....  | 5,837                               | 3,917                    | 5,550            | 3,816            | 239          | 203     | 304               | 194            | 160    | 131    | 164     | 745    | 138     |
| 5 dwelling unit or more.....  | 7,374                               | 5,601                    | 6,786            | 5,889            | 202          | 165     | 263               | 152            | 73     | 113    | 193     | 668    | 142     |
| Trailers.....   | 131                                 | 69                       | 109              | 98               | 5            | 5       | 12                | 4              | 29     | 4      | 2       | 48     | 1       |
| Vacant nonseasonal not dilapidated<br>dwelling units, for rent or sale..... | 3,476                               | 1,783                    | 2,954            | 1,335            | 173          | 109     | 84                | 108            | 156    | 123    | 97      | 264    | 83      |
| 1 dwelling unit, detached.....  | 2,277                               | 1,193                    | 1,821            | 755              | 98           | 71      | 56                | 72             | 101    | 47     | 47      | 161    | 32      |
| 1 dwelling unit, attached.....  | 16                                  | 5                        | 14               | 5                | 6            | ...     | ...               | 1              | ...    | 3      | ...     | 1      | 2       |
| 1 and 2 dwelling unit, semidetached.....                                    | 59                                  | 82                       | 50               | 74               | 3            | 3       | 3                 | 5              | 13     | 1      | 8       | 1      |         |
| 2 dwelling unit, other.....   | 349                                 | 125                      | 333              | 119              | 23           | 14      | 10                | 18             | 15     | 13     | 39      | 16     |         |
| 3 and 4 dwelling unit.....  | 303                                 | 175                      | 282              | 162              | 18           | 13      | 12                | 17             | 16     | 20     | 10      | 19     |         |
| 5 dwelling unit or more.....  | 472                                 | 203                      | 454              | 220              | 15           | 8       | 3                 | 5              | 16     | 25     | 26      | 36     |         |
| All other dwelling units.....   | 2,683                               | 1,465                    | 1,746            | 1,022            | 81           | 118     | 126               | 163            | 121    | 45     | 80      | 213    | 106     |
| All dwelling units.....   | 108,083                             | 81,251                   | 92,377           | 67,844           | 5,361        | 6,082   | 6,428             | 5,320          | 5,171  | 3,442  | 3,836   | 12,146 | 3,453   |
| WATER SUPPLY  |                                     |                          |                  |                  |              |         |                   |                |        |        |         |        |         |
| Hot and cold piped running water inside structure.....                      | 91,435                              | 66,546                   | 81,889           | 59,327           | 4,456        | 4,620   | 5,422             | 3,989          | 4,398  | 2,363  | 3,073   | 10,529 | 2,422   |
| Only cold piped running water inside structure.....                         | 6,181                               | 6,148                    | 4,764            | 4,397            | 489          | 818     | 448               | 630            | 530    | 618    | 481     | 836    | 277     |
| Piped running water outside structure.....                                  | 2,481                               | 2,694                    | 2,259            | 2,053            | 228          | 386     | 337               | 230            | 111    | 247    | 186     | 196    | 296     |
| No piped running water.....   | 6,707                               | 4,889                    | 2,412            | 1,346            | 140          | 223     | 124               | 387            | 72     | 171    | 57      | 451    | 360     |
| Not reported.....   | 1,279                               | 974                      | 1,053            | 721              | 48           | 35      | 97                | 84             | 60     | 43     | 39      | 134    | 98      |
| TOILET FACILITIES   |                                     |                          |                  |                  |              |         |                   |                |        |        |         |        |         |
| Flush toilet inside structure, exclusive use.....                           | 85,055                              | 61,764                   | 75,724           | 54,787           | 4,215        | 4,406   | 5,206             | 3,931          | 4,237  | 2,324  | 2,943   | 9,509  | 2,269   |
| Flush toilet inside structure, shared.....                                  | 7,711                               | 5,797                    | 7,476            | 5,491            | 404          | 556     | 309               | 388            | 361    | 168    | 284     | 1,123  | 186     |
| Other toilet facilities (including privy).....                              | 13,198                              | 12,014                   | 7,498            | 6,399            | 630          | 1,033   | 728               | 890            | 487    | 774    | 530     | 1,263  | 764     |
| No toilet.....  | 763                                 | 693                      | 551              | 405              | 61           | 46      | 85                | 23             | 26     | 132    | 37      | 104    | 135     |
| Not reported.....   | 1,356                               | 983                      | 1,128            | 762              | 51           | 41      | 100               | 88             | 60     | 44     | 42      | 147    | 99      |
| BATHING FACILITIES  |                                     |                          |                  |                  |              |         |                   |                |        |        |         |        |         |
| Installed bathtub or shower, exclusive use.....                             | 84,053                              | 60,247                   | 74,526           | 53,314           | 4,112        | 4,179   | 5,124             | 3,911          | 4,114  | 2,203  | 2,881   | 9,406  | 2,186   |
| Installed bathtub or shower, shared.....                                    | 7,734                               | 5,653                    | 7,509            | 5,358            | 393          | 527     | 305               | 374            | 359    | 255    | 282     | 1,124  | 245     |
| No bathtub or shower.....   | 14,454                              | 13,814                   | 8,797            | 7,946            | 777          | 1,299   | 872               | 912            | 626    | 927    | 618     | 1,396  | 896     |
| Not reported.....   | 1,842                               | 1,537                    | 1,545            | 1,226            | 79           | 77      | 127               | 123            | 72     | 57     | 55      | 220    | 126     |

<sup>1</sup> Not available.

Table 17.—OCCUPANCY CHARACTERISTICS, TYPE OF STRUCTURE, AND PLUMBING FACILITIES, FOR STANDARD METROPOLITAN AREAS AND CONSTITUENT COUNTIES, URBANIZED AREAS, AND URBAN PLACES OF 10,000 OR MORE: 1950—Con.

[Percent not shown where less than 0.1]

| Subject  | Urban places—Con. |            |        |              |          |        |               |          |            |         |          |         |            |         |
|--|-------------------|------------|--------|--------------|----------|--------|---------------|----------|------------|---------|----------|---------|------------|---------|
|  | Lawton            | Mo-Alester | Miami  | Midwest City | Muskogee | Norman | Oklahoma City | Okmulgee | Ponca City | Sapulpa | Seminole | Shawnee | Stillwater | Tulsa   |
| All dwelling units.....  | 11,354            | 5,649      | 4,145  | 3,166        | 12,739   | 6,738  | 83,047        | 6,085    | 6,964      | 4,344   | 3,874    | 7,831   | 5,109      | 60,659  |
| Urban-farm dwelling units.....   | 8                 | 11         | 29     | 2            | 24       | 11     | 168           | 29       | 14         | 12      | 11       | 76      | 18         | 70      |
| OCCUPANCY, TENURE, AND RACE  |                   |            |        |              |          |        |               |          |            |         |          |         |            |         |
| Occupied dwelling units.....   | 10,687            | 5,121      | 3,839  | 2,989        | 12,074   | 6,373  | 78,863        | 5,841    | 6,563      | 4,119   | 3,589    | 7,376   | 4,885      | 58,680  |
| Owner occupied.....  | 5,563             | 3,082      | 2,485  | 2,165        | 7,238    | 3,318  | 43,997        | 3,515    | 3,917      | 2,675   | 1,775    | 4,601   | 2,363      | 33,979  |
| Percent of all occupied.....   | 52.1              | 60.2       | 64.7   | 72.4         | 59.9     | 52.1   | 55.8          | 60.2     | 59.7       | 64.9    | 49.5     | 62.4    | 48.4       | 57.9    |
| White.....   | 5,036             | 2,709      | 2,430  | 2,144        | 5,672    | 3,312  | 41,733        | 2,738    | 3,763      | 2,342   | 1,669    | 4,457   | 2,990      | 31,552  |
| Negro.....   | 490               | 349        | 1      | 1            | 1,519    | ...    | 2,147         | 750      | 142        | 309     | 89       | 114     | 72         | 2,268   |
| Other races.....   | 37                | 24         | 54     | 20           | 47       | 6      | 117           | 27       | 12         | 24      | 27       | 30      | 1          | 159     |
| Renter occupied.....   | 5,124             | 2,039      | 1,354  | 824          | 4,836    | 3,055  | 34,866        | 2,326    | 2,646      | 1,444   | 1,814    | 2,775   | 2,522      | 24,701  |
| White.....   | 4,615             | 1,807      | 1,296  | 818          | 3,904    | 3,044  | 30,604        | 1,890    | 2,515      | 1,282   | 1,685    | 2,574   | 2,447      | 21,843  |
| Negro.....   | 424               | 183        | 3      | 1            | 865      | ...    | 3,950         | 347      | 102        | 113     | 111      | 140     | 65         | 2,597   |
| Other races.....   | 85                | 49         | 55     | 5            | 67       | 11     | 312           | 89       | 29         | 49      | 18       | 61      | 10         | 261     |
| Nonresident dwelling units.....  | 30                | 9          | 5      | 7            | 11       | 5      | 43            | 9        | 1          | 7       | 5        | 6       | 3          | 60      |
| Vacant dwelling units.....   | 637               | 519        | 301    | 170          | 654      | 360    | 4,141         | 235      | 400        | 218     | 280      | 449     | 221        | 1,919   |
| Nonseasonal not dilapidated, for rent or sale.....                       | 362               | 286        | 200    | 127          | 416      | 265    | 2,619         | 110      | 259        | 108     | 192      | 257     | 151        | 1,095   |
| Percent of all dwelling units.....                                       | 3.2               | 5.1        | 4.8    | 4.0          | 3.3      | 3.9    | 3.2           | 1.8      | 3.7        | 2.5     | 5.0      | 3.3     | 3.0        | 1.8     |
| For rent.....  | 284               | 266        | 137    | 51           | 302      | 222    | 1,376         | 80       | 180        | 86      | 159      | 171     | 96         | 673     |
| For sale only.....   | 78                | 20         | 63     | 76           | 114      | 43     | 1,243         | 30       | 79         | 22      | 33       | 86      | 25         | 422     |
| Nonseasonal not dilapidated, not for rent or sale.....                   | 187               | 107        | 51     | 43           | 127      | 78     | 1,026         | 60       | 86         | 48      | 50       | 135     | 52         | 621     |
| Nonseasonal dilapidated.....   | 86                | 118        | 48     | ...          | 84       | 16     | 409           | 51       | 27         | 57      | 35       | 56      | 15         | 181     |
| Seasonal.....  | 2                 | 8          | 2      | ...          | 27       | 1      | 87            | 14       | 28         | 5       | 3        | 1       | 3          | 22      |
| POPULATION   |                   |            |        |              |          |        |               |          |            |         |          |         |            |         |
| Population in dwelling units, 1950.....                                  | 34,097            | 15,767     | 11,555 | 10,165       | 36,163   | 19,206 | 235,840       | 17,761   | 19,990     | 12,900  | 11,666   | 22,081  | 14,982     | 177,222 |
| Population per occupied dwelling unit.....                               | 3.2               | 3.1        | 3.0    | 3.4          | 3.0      | 3.0    | 3.0           | 3.0      | 3.1        | 3.3     | 3.3      | 3.0     | 3.1        | 3.0     |
| Total population, 1940.....  | 18,055            | 12,401     | 8,345  | (1)          | 32,332   | 11,429 | 204,424       | 16,051   | 16,794     | 12,249  | 11,547   | 22,053  | 10,097     | 142,157 |
| Population per occupied dwelling unit.....                               | 3.4               | 3.5        | 3.3    | ...          | 3.5      | 3.4    | 3.4           | 3.6      | 3.5        | 3.4     | 3.6      | 3.5     | 3.4        | 3.4     |
| TYPE OF STRUCTURE  |                   |            |        |              |          |        |               |          |            |         |          |         |            |         |
| All dwelling units.....  | 11,354            | 5,649      | 4,145  | 3,166        | 12,739   | 6,738  | 83,047        | 6,085    | 6,964      | 4,344   | 3,874    | 7,831   | 5,109      | 60,659  |
| 1 dwelling unit, detached.....   | 8,138             | 3,981      | 3,418  | 2,489        | 9,257    | 4,574  | 54,911        | 4,539    | 5,488      | 3,354   | 3,244    | 5,689   | 3,426      | 41,923  |
| 1 dwelling unit, attached.....   | 73                | 71         | 14     | 215          | 120      | 16     | 744           | 54       | 45         | 69      | 5        | 42      | 28         | 338     |
| 1 and 2 dwelling unit, semidetached.....                                 | 421               | 148        | 20     | 2            | 424      | 169    | 2,163         | 69       | 229        | 25      | 56       | 201     | 22         | 2,862   |
| 2 dwelling unit, other.....  | 1,220             | 606        | 188    | 352          | 1,236    | 706    | 10,836        | 470      | 544        | 278     | 202      | 834     | 726        | 5,268   |
| 3 and 4 dwelling unit.....   | 825               | 506        | 201    | 8            | 799      | 589    | 6,575         | 320      | 392        | 209     | 140      | 546     | 553        | 4,211   |
| 5 to 9 dwelling unit.....  | 407               | 144        | 137    | 78           | 495      | 388    | 4,565         | 237      | 103        | 148     | 81       | 334     | 275        | 2,887   |
| 10 to 19 dwelling unit.....  | 202               | 78         | 163    | 10           | 190      | 86     | 1,923         | 249      | 106        | 168     | 81       | 168     | 23         | 1,527   |
| 20 to 49 dwelling unit.....  | ...               | 89         | ...    | ...          | 120      | 152    | 868           | 101      | 35         | 72      | 49       | ...     | ...        | 867     |
| 50 dwelling unit or more.....  | ...               | ...        | ...    | ...          | 61       | ...    | 183           | ...      | ...        | ...     | ...      | ...     | ...        | 622     |
| Trailers.....  | 68                | 26         | 4      | 12           | 37       | 58     | 279           | 46       | 22         | 21      | 16       | 17      | 56         | 154     |
| Owner-occupied dwelling units.....                                       | 5,563             | 3,082      | 2,485  | 2,165        | 7,238    | 3,318  | 43,997        | 3,515    | 3,917      | 2,675   | 1,775    | 4,601   | 2,363      | 33,979  |
| 1 dwelling unit, detached.....   | 4,965             | 2,786      | 2,374  | 2,116        | 6,592    | 2,993  | 39,304        | 3,249    | 3,647      | 2,496   | 1,684    | 4,148   | 2,136      | 31,045  |
| 1 dwelling unit, attached.....   | 19                | 8          | 4      | 5            | 17       | 4      | 178           | 18       | 15         | 34      | 1        | 14      | 9          | 73      |
| 1 and 2 dwelling unit, semidetached.....                                 | 83                | 35         | 5      | ...          | 112      | 34     | 461           | 16       | 33         | 3       | 28       | 48      | 4          | 625     |
| 2 dwelling unit, other.....  | 313               | 170        | 52     | 29           | 331      | 160    | 2,779         | 138      | 149        | 97      | 33       | 258     | 118        | 1,439   |
| 3 and 4 dwelling unit.....   | 108               | 49         | 29     | ...          | 101      | 52     | 759           | 37       | 50         | 19      | 8        | 93      | 42         | 435     |
| 5 dwelling unit or more.....   | 23                | 13         | 19     | 4            | 51       | 33     | 338           | 21       | 6          | 8       | 8        | 24      | 10         | 228     |
| Trailers.....  | 52                | 21         | 2      | 11           | 34       | 42     | 178           | 36       | 17         | 18      | 13       | 16      | 44         | 134     |
| Renter-occupied dwelling units.....                                      | 5,124             | 2,039      | 1,354  | 824          | 4,836    | 3,055  | 34,866        | 2,326    | 2,646      | 1,444   | 1,814    | 2,775   | 2,522      | 24,701  |
| 1 dwelling unit, detached.....   | 2,729             | 942        | 817    | 239          | 2,258    | 1,367  | 12,943        | 1,126    | 1,575      | 720     | 1,382    | 1,250   | 1,138      | 9,637   |
| 1 dwelling unit, attached.....   | 49                | 49         | 10     | 210          | 100      | 11     | 356           | 34       | 29         | 33      | 3        | 17      | 28         | 342     |
| 1 and 2 dwelling unit, semidetached.....                                 | 321               | 102        | 14     | 2            | 292      | 121    | 1,602         | 49       | 173        | 18      | 18       | 143     | 18         | 2,120   |
| 2 dwelling unit, other.....  | 839               | 380        | 116    | 288          | 851      | 505    | 7,614         | 317      | 340        | 172     | 138      | 536     | 573        | 1,671   |
| 3 and 4 dwelling unit.....   | 646               | 330        | 153    | 7            | 634      | 508    | 5,429         | 264      | 305        | 169     | 112      | 398     | 492        | 3,602   |
| 5 dwelling unit or more.....   | 524               | 231        | 242    | 77           | 698      | 527    | 6,641         | 526      | 219        | 332     | 158      | 425     | 272        | 5,409   |
| Trailers.....  | 16                | 5          | 2      | 1            | 3        | 16     | 101           | 10       | 5          | 3       | 3        | 1       | 12         | 20      |
| Vacant nonseasonal not dilapidated dwelling units, for rent or sale..... | 362               | 286        | 200    | 127          | 416      | 265    | 2,619         | 110      | 259        | 108     | 192      | 257     | 151        | 1,095   |
| 1 dwelling unit, detached.....   | 209               | 87         | 137    | 93           | 202      | 143    | 1,546         | 49       | 154        | 53      | 96       | 133     | 95         | 630     |
| 1 dwelling unit, attached.....   | 2                 | 3          | ...    | ...          | 2        | 1      | 14            | ...      | ...        | 1       | ...      | 2       | ...        | 4       |
| 1 and 2 dwelling unit, semidetached.....                                 | 13                | 8          | ...    | ...          | 15       | 9      | 49            | 3        | 19         | 2       | 7        | 8       | ...        | 66      |
| 2 dwelling unit, other.....  | 44                | 50         | 16     | 31           | 41       | 32     | 297           | 12       | 39         | 8       | 28       | 31      | 26         | 96      |
| 3 and 4 dwelling unit.....   | 54                | 81         | 16     | 1            | 58       | 18     | 270           | 14       | 29         | 18      | 17       | 44      | 16         | 134     |
| 5 dwelling unit or more.....   | 40                | 57         | 31     | 2            | 98       | 62     | 443           | 32       | 18         | 26      | 44       | 39      | 14         | 165     |
| All other dwelling units.....  | 305               | 242        | 106    | 50           | 249      | 100    | 1,565         | 134      | 142        | 117     | 93       | 198     | 73         | 884     |
| All dwelling units.....  | 11,354            | 5,649      | 4,145  | 3,166        | 12,739   | 6,738  | 83,047        | 6,085    | 6,964      | 4,344   | 3,874    | 7,831   | 5,109      | 60,659  |
| WATER SUPPLY   |                   |            |        |              |          |        |               |          |            |         |          |         |            |         |
| Hot and cold piped running water inside structure.....                   | 9,231             | 4,272      | 3,419  | 3,125        | 10,193   | 6,354  | 73,336        | 4,493    | 6,294      | 2,970   | 3,027    | 6,674   | 4,702      | 54,183  |
| Only cold piped running water inside structure.....                      | 892               | 785        | 470    | 2            | 989      | 267    | 4,483         | 698      | 337        | 568     | 568      | 619     | 230        | 3,543   |
| Piped running water outside structure.....                               | 681               | 297        | 159    | ...          | 863      | 25     | 2,216         | 450      | 183        | 257     | 104      | 212     | 76         | 1,720   |
| No piped running water.....  | 443               | 253        | 60     | ...          | 557      | 17     | 2,059         | 398      | 98         | 514     | 153      | 222     | 59         | 577     |
| Not reported.....  | 147               | 42         | 37     | 39           | 137      | 75     | 953           | 46       | 52         | 35      | 22       | 104     | 42         | 636     |
| TOILET FACILITIES  |                   |            |        |              |          |        |               |          |            |         |          |         |            |         |
| Flush toilet inside structure, exclusive use.....                        | 8,195             | 4,320      | 3,258  | 3,114        | 9,557    | 5,930  | 67,362        | 3,976    | 5,976      | 2,592   | 2,994    | 6,096   | 4,462      | 49,830  |
| Flush toilet inside structure, shared.....                               | 1,284             | 325        | 289    | ...          | 1,053    | 543    | 7,295         | 751      | 400        | 461     | 184      | 855     | 275        | 5,168   |
| Other toilet facilities (including privy).....                           | 1,586             | 888        | 534    | 11           | 1,832    | 130    | 6,871         | 1,236    | 490        | 1,225   | 630      | 743     | 318        | 4,667   |
| No toilet.....   | 128               | 72         | 25     | ...          | 150      | 47     | 501           | 72       | 39         | 29      | 45       | 55      | 13         | 320     |
| Not reported.....  | 161               | 44         | 39     | 41           | 147      | 88     | 1,018         | 50       | 59         | 37      | 21       | 82      | 41         | 674     |
| BATHING FACILITIES   |                   |            |        |              |          |        |               |          |            |         |          |         |            |         |
| Installed bathtub or shower, exclusive use.....                          | 8,087             | 4,140      | 3,139  | 3,101        | 9,187    | 5,842  | 66,184        | 3,802    | 5,904      | 2,538   | 2,875    | 5,896   | 4,441      | 48,471  |
| Installed bathtub or shower, shared.....                                 | 1,265             | 319        | 281    | ...          | 1,056    | 553    | 7,333         | 762      | 392        | 465     | 183      | 850     | 276        | 5,037   |
| No bathtub or shower.....  | 1,814             | 1,126      | 679    | 12           | 2,273    | 248    | 8,117         | 1,432    | 564        | 1,290   | 783      | 916     | 344        | 6,013   |
| Not reported.....  | 188               | 64         | 46     | 53           | 223      | 95     | 1,413         | 89       | 104        | 51      | 33       | 169     | 48         | 1,118   |

<sup>1</sup> Not available.

HOUSING—GENERAL CHARACTERISTICS

Table 18.—CONDITION AND PLUMBING FACILITIES, FOR STANDARD METROPOLITAN AREAS AND CONSTITUENT COUNTIES, URBANIZED AREAS, AND URBAN PLACES OF 10,000 OR MORE: 1950

| Condition and plumbing facilities and occupancy                          | Standard metropolitan areas |              | Urbanized areas |        | Urban places |         |              |           |        |        |         |        |         |  |
|--|-----------------------------|--------------|-----------------|--------|--------------|---------|--------------|-----------|--------|--------|---------|--------|---------|--|
|  | Oklahoma City               | Tulsa        | Oklahoma City   | Tulsa  | Ada          | Ardmore | Bartlesville | Chickasha | Duncan | Durant | El Reno | Enid   | Guthrie |  |
|  | Oklahoma County             | Tulsa County | Oklahoma City   | Tulsa  | Ada          | Ardmore | Bartlesville | Chickasha | Duncan | Durant | El Reno | Enid   | Guthrie |  |
| All dwelling units.....  | 108,083                     | 81,251       | 92,377          | 67,844 | 5,361        | 6,082   | 6,428        | 5,320     | 5,171  | 3,442  | 3,836   | 12,146 | 3,453   |  |
| Not dilapidated:   |                             |              |                 |        |              |         |              |           |        |        |         |        |         |  |
| With private toilet and bath, and hot running water.....                 | 80,454                      | 57,779       | 71,705          | 51,571 | 3,847        | 3,817   | 4,789        | 3,466     | 3,835  | 2,032  | 2,722   | 9,069  | 1,991   |  |
| With private toilet and bath, and only cold water.....                   | 699                         | 416          | 520             | 247    | 63           | 128     | 30           | 123       | 68     | 80     | 76      | 90     | 10      |  |
| With running water, lacking private toilet or bath.....                  | 11,420                      | 10,161       | 9,858           | 8,330  | 633          | 972     | 465          | 630       | 613    | 589    | 545     | 1,858  | 360     |  |
| No running water.....  | 5,605                       | 4,265        | 2,533           | 1,835  | 180          | 224     | 156          | 327       | 45     | 190    | 141     | 477    | 240     |  |
| Dilapidated:   |                             |              |                 |        |              |         |              |           |        |        |         |        |         |  |
| With private toilet and bath, and hot running water.....                 | 1,318                       | 1,018        | 1,197           | 827    | 124          | 92      | 219          | 97        | 123    | 41     | 40      | 76     | 132     |  |
| Lacking hot water, private toilet or bath.....                           | 5,635                       | 5,345        | 4,053           | 3,300  | 398          | 680     | 602          | 505       | 345    | 424    | 217     | 243    | 575     |  |
| Condition or plumbing facilities not reported.....                       | 2,952                       | 2,267        | 2,511           | 1,734  | 116          | 169     | 167          | 172       | 142    | 86     | 95      | 333    | 145     |  |
| Owner-occupied dwelling units.....                                       | 59,629                      | 46,980       | 50,667          | 38,185 | 2,773        | 3,554   | 3,901        | 3,113     | 3,046  | 1,797  | 2,258   | 7,371  | 2,029   |  |
| Not dilapidated:   |                             |              |                 |        |              |         |              |           |        |        |         |        |         |  |
| With private toilet and bath, and hot running water.....                 | 49,773                      | 37,669       | 44,355          | 32,749 | 2,196        | 2,547   | 3,210        | 2,321     | 2,443  | 1,190  | 1,778   | 6,011  | 1,310   |  |
| With private toilet and bath, and only cold water.....                   | 351                         | 248          | 239             | 123    | 38           | 75      | 16           | 74        | 40     | 51     | 50      | 61     | 5       |  |
| With running water, lacking private toilet or bath.....                  | 3,214                       | 3,445        | 2,453           | 2,423  | 218          | 405     | 181          | 254       | 246    | 219    | 221     | 675    | 139     |  |
| No running water.....  | 2,926                       | 2,265        | 1,233           | 867    | 98           | 119     | 74           | 167       | 28     | 85     | 75      | 319    | 178     |  |
| Dilapidated:   |                             |              |                 |        |              |         |              |           |        |        |         |        |         |  |
| With private toilet and bath, and hot running water.....                 | 497                         | 466          | 433             | 354    | 55           | 44      | 105          | 47        | 55     | 25     | 20      | 39     | 73      |  |
| Lacking hot water, private toilet or bath.....                           | 1,762                       | 1,846        | 1,046           | 911    | 113          | 286     | 241          | 159       | 170    | 200    | 69      | 115    | 276     |  |
| Condition or plumbing facilities not reported.....                       | 1,086                       | 1,041        | 908             | 758    | 55           | 78      | 74           | 81        | 64     | 27     | 45      | 151    | 48      |  |
| Renter-occupied dwelling units.....                                      | 42,295                      | 31,023       | 37,010          | 27,302 | 2,334        | 2,301   | 2,317        | 1,936     | 1,848  | 1,477  | 1,401   | 4,298  | 1,235   |  |
| Not dilapidated:   |                             |              |                 |        |              |         |              |           |        |        |         |        |         |  |
| With private toilet and bath, and hot running water.....                 | 26,779                      | 18,115       | 24,176          | 17,274 | 1,492        | 1,155   | 1,484        | 1,011     | 1,227  | 772    | 859     | 2,746  | 626     |  |
| With private toilet and bath, and only cold water.....                   | 318                         | 153          | 259             | 114    | 14           | 50      | 12           | 43        | 25     | 27     | 24      | 25     | 4       |  |
| With running water, lacking private toilet or bath.....                  | 7,565                       | 6,322        | 6,863           | 5,585  | 380          | 532     | 258          | 344       | 320    | 335    | 282     | 1,117  | 203     |  |
| No running water.....  | 2,196                       | 1,756        | 1,130           | 872    | 77           | 88      | 73           | 140       | 12     | 95     | 57      | 134    | 54      |  |
| Dilapidated:   |                             |              |                 |        |              |         |              |           |        |        |         |        |         |  |
| With private toilet and bath, and hot running water.....                 | 743                         | 520          | 693             | 447    | 64           | 43      | 102          | 44        | 62     | 15     | 15      | 33     | 58      |  |
| Lacking hot water, private toilet or bath.....                           | 3,356                       | 3,169        | 2,700           | 2,220  | 265          | 354     | 329          | 300       | 151    | 203    | 131     | 110    | 247     |  |
| Condition or plumbing facilities not reported.....                       | 1,338                       | 988          | 1,189           | 790    | 42           | 79      | 59           | 54        | 51     | 30     | 33      | 133    | 43      |  |
| Vacant nonseasonal not dilapidated dwelling units, for rent or sale..... | 3,476                       | 1,783        | 2,254           | 1,335  | 173          | 109     | 84           | 108       | 156    | 123    | 97      | 264    | 83      |  |
| With private toilet and bath, and hot running water.....                 | 2,646                       | 1,278        | 2,268           | 974    | 117          | 68      | 62           | 69        | 102    | 60     | 62      | 188    | 38      |  |
| With private toilet and bath, and only cold water.....                   | 8                           | 6            | 8               | 3      | 9            | 2       | 1            | 1         | 2      | 2      | 1       | 3      | 1       |  |
| With running water, lacking private toilet or bath.....                  | 442                         | 304          | 402             | 251    | 30           | 26      | 13           | 13        | 37     | 30     | 29      | 43     | 15      |  |
| No running water.....  | 188                         | 144          | 99              | 63     | 4            | 8       | ..           | 4         | 4      | 10     | 1       | 12     | 7       |  |
| Plumbing facilities not reported.....                                    | 192                         | 51           | 177             | 44     | 13           | 5       | 8            | 21        | 11     | 21     | 4       | 18     | 22      |  |
| All other dwelling units.....  | 2,683                       | 1,465        | 1,746           | 1,022  | 81           | 118     | 126          | 163       | 121    | 45     | 80      | 213    | 106     |  |

| Condition and plumbing facilities and occupancy                          | Urban places--Con. |           |       |              |          |        |               |          |            |         |          |         |            |        |
|--|--------------------|-----------|-------|--------------|----------|--------|---------------|----------|------------|---------|----------|---------|------------|--------|
|  | Lawton             | McAlester | Miami | Midwest City | Muskogee | Norman | Oklahoma City | Okmulgee | Ponca City | Sapulpa | Seminole | Shawnee | Stillwater | Tulsa  |
| All dwelling units.....  | 11,354             | 5,649     | 4,145 | 3,166        | 12,739   | 6,738  | 83,047        | 6,085    | 6,964      | 4,344   | 3,874    | 7,831   | 5,109      | 60,659 |
| Not dilapidated:   |                    |           |       |              |          |        |               |          |            |         |          |         |            |        |
| With private toilet and bath, and hot running water.....                 | 7,540              | 3,792     | 3,006 | 3,067        | 8,683    | 5,565  | 63,542        | 3,531    | 5,705      | 2,394   | 2,729    | 5,601   | 4,236      | 46,988 |
| With private toilet and bath, and only cold water.....                   | 78                 | 134       | 31    | ...          | 128      | 39     | 488           | 79       | 50         | 41      | 42       | 85      | 9          | 211    |
| With running water, lacking private toilet or bath.....                  | 1,725              | 708       | 612   | 10           | 1,638    | 636    | 9,424         | 1,213    | 582        | 859     | 602      | 1,241   | 371        | 7,406  |
| No running water.....  | 748                | 165       | 71    | ...          | 898      | 24     | 2,311         | 491      | 221        | 611     | 170      | 310     | 38         | 1,203  |
| Dilapidated:   |                    |           |       |              |          |        |               |          |            |         |          |         |            |        |
| With private toilet and bath, and hot running water.....                 | 219                | 108       | 56    | 15           | 211      | 154    | 1,132         | 81       | 70         | 38      | 31       | 102     | 118        | 724    |
| Lacking hot water, private toilet or bath.....                           | 698                | 645       | 288   | ...          | 769      | 163    | 3,836         | 566      | 161        | 314     | 221      | 230     | 223        | 2,564  |
| Condition or plumbing facilities not reported.....                       | 346                | 97        | 81    | 74           | 412      | 157    | 2,314         | 124      | 175        | 87      | 79       | 262     | 114        | 1,563  |
| Owner-occupied dwelling units.....                                       | 5,563              | 3,082     | 2,485 | 2,165        | 7,238    | 3,318  | 43,997        | 3,515    | 3,917      | 2,675   | 1,775    | 4,601   | 2,363      | 33,979 |
| Not dilapidated:   |                    |           |       |              |          |        |               |          |            |         |          |         |            |        |
| With private toilet and bath, and hot running water.....                 | 4,188              | 2,231     | 1,964 | 2,119        | 5,442    | 2,937  | 38,211        | 2,325    | 3,469      | 1,668   | 1,359    | 3,665   | 2,048      | 29,775 |
| With private toilet and bath, and only cold water.....                   | 43                 | 93        | 24    | ...          | 80       | 23     | 222           | 51       | 26         | 26      | 23       | 64      | 6          | 102    |
| With running water, lacking private toilet or bath.....                  | 486                | 311       | 239   | 8            | 577      | 146    | 2,276         | 443      | 190        | 404     | 200      | 448     | 107        | 1,997  |
| No running water.....  | 412                | 76        | 39    | ...          | 547      | 6      | 1,118         | 349      | 90         | 408     | 76       | 182     | 21         | 481    |
| Dilapidated:   |                    |           |       |              |          |        |               |          |            |         |          |         |            |        |
| With private toilet and bath, and hot running water.....                 | 82                 | 62        | 27    | 8            | 102      | 94     | 405           | 37       | 27         | 19      | 16       | 53      | 46         | 305    |
| Lacking hot water, private toilet or bath.....                           | 226                | 271       | 144   | ...          | 309      | 56     | 941           | 242      | 34         | 115     | 69       | 69      | 81         | 647    |
| Condition or plumbing facilities not reported.....                       | 126                | 38        | 48    | 30           | 181      | 56     | 824           | 68       | 81         | 35      | 32       | 120     | 54         | 672    |
| Renter-occupied dwelling units.....                                      | 5,124              | 2,039     | 1,354 | 824          | 4,836    | 3,055  | 34,866        | 2,326    | 2,646      | 1,444   | 1,814    | 2,775   | 2,522      | 24,701 |
| Not dilapidated:   |                    |           |       |              |          |        |               |          |            |         |          |         |            |        |
| With private toilet and bath, and hot running water.....                 | 2,992              | 1,278     | 857   | 785          | 2,881    | 2,376  | 22,580        | 1,106    | 1,954      | 654     | 1,230    | 1,670   | 2,011      | 15,906 |
| With private toilet and bath, and only cold water.....                   | 31                 | 31        | 5     | ...          | 46       | 12     | 245           | 26       | 20         | 15      | 15       | 16      | 3          | 99     |
| With running water, lacking private toilet or bath.....                  | 1,126              | 323       | 317   | 2            | 947      | 428    | 6,621         | 717      | 342        | 415     | 322      | 709     | 238        | 5,129  |
| No running water.....  | 278                | 65        | 20    | ...          | 313      | 13     | 1,042         | 117      | 111        | 164     | 77       | 92      | 14         | 661    |
| Dilapidated:   |                    |           |       |              |          |        |               |          |            |         |          |         |            |        |
| With private toilet and bath, and hot running water.....                 | 130                | 39        | 25    | 7            | 100      | 54     | 663           | 38       | 40         | 14      | 12       | 46      | 65         | 394    |
| Lacking hot water, private toilet or bath.....                           | 401                | 270       | 100   | ...          | 381      | 98     | 2,597         | 277      | 98         | 149     | 115      | 110     | 137        | 1,782  |
| Condition or plumbing facilities not reported.....                       | 166                | 33        | 30    | 30           | 168      | 74     | 1,118         | 45       | 81         | 33      | 43       | 132     | 54         | 730    |
| Vacant nonseasonal not dilapidated dwelling units, for rent or sale..... | 362                | 286       | 200   | 127          | 416      | 265    | 2,619         | 110      | 259        | 108     | 192      | 257     | 151        | 1,095  |
| With private toilet and bath, and hot running water.....                 | 209                | 200       | 147   | 119          | 270      | 196    | 1,968         | 55       | 203        | 49      | 104      | 176     | 126        | 799    |
| With private toilet and bath, and only cold water.....                   | 2                  | 4         | 1     | ...          | 2        | 2      | 8             | ...      | 2          | ...     | 3        | 1       | ...        | 3      |
| With running water, lacking private toilet or bath.....                  | 90                 | 63        | 44    | ...          | 100      | 56     | 390           | 42       | 39         | 35      | 73       | 67      | 22         | 212    |
| No running water.....  | 37                 | 15        | 8     | ...          | 22       | 4      | 91            | 7        | 10         | 22      | 9        | 12      | 1          | 40     |
| Plumbing facilities not reported.....                                    | 24                 | 4         | ...   | 8            | 22       | 7      | 162           | 6        | 5          | 2       | 3        | 1       | 2          | 41     |
| All other dwelling units.....  | 305                | 242       | 106   | 50           | 249      | 100    | 1,565         | 134      | 142        | 117     | 93       | 198     | 73         | 884    |

Table 19.—DWELLING UNITS BY NUMBER OF ROOMS, NUMBER OF PERSONS, AND PERSONS PER ROOM, FOR STANDARD METROPOLITAN AREAS AND CONSTITUENT COUNTIES, URBANIZED AREAS, AND URBAN PLACES OF 10,000 OR MORE: 1950

| Subject   | Standard metropolitan areas         |                          | Urbanized areas |               | Urban places |              |                   |              |              |              |              |              |  |
|---|-------------------------------------|--------------------------|-----------------|---------------|--------------|--------------|-------------------|--------------|--------------|--------------|--------------|--------------|--|
|   | Oklahoma City<br>Oklahoma<br>County | Tulsa<br>Tulsa<br>County | Oklahoma City   | Tulsa         | Ada          | Ardmore      | Bartles-<br>ville | Chickasha    | Duncan       | Durant       | El Reno      | Enid         |  |
| <b>NUMBER OF ROOMS</b>  |                                     |                          |                 |               |              |              |                   |              |              |              |              |              |  |
| All dwelling units.....   | 108,083                             | 81,251                   | 92,377          | 67,844        | 5,361        | 6,082        | 6,428             | 5,320        | 5,171        | 3,442        | 3,836        | 12,146       |  |
| 1 room.....   | 4,119                               | 2,830                    | 3,637           | 2,488         | 131          | 170          | 201               | 124          | 126          | 96           | 81           | 423          |  |
| 2 rooms.....  | 10,653                              | 8,845                    | 9,167           | 6,901         | 620          | 655          | 601               | 640          | 635          | 478          | 386          | 1,173        |  |
| 3 rooms.....  | 17,188                              | 12,092                   | 14,510          | 10,710        | 1,049        | 1,105        | 921               | 822          | 1,012        | 620          | 550          | 1,786        |  |
| 4 rooms.....  | 26,471                              | 21,795                   | 21,931          | 16,445        | 1,086        | 1,304        | 1,256             | 1,149        | 1,441        | 725          | 815          | 2,944        |  |
| 5 rooms.....  | 28,001                              | 17,861                   | 24,455          | 16,324        | 1,251        | 1,468        | 1,754             | 1,288        | 1,108        | 739          | 1,054        | 3,099        |  |
| 6 rooms.....  | 13,344                              | 11,252                   | 11,692          | 9,542         | 753          | 863          | 960               | 725          | 525          | 443          | 581          | 1,515        |  |
| 7 rooms.....  | 3,371                               | 2,804                    | 2,598           | 2,598         | 219          | 222          | 326               | 248          | 147          | 138          | 180          | 520          |  |
| 8 rooms.....  | 1,485                               | 1,393                    | 1,244           | 1,206         | 89           | 114          | 169               | 100          | 44           | 64           | 65           | 231          |  |
| 9 rooms or more.....  | 1,250                               | 933                      | 1,089           | 865           | 72           | 89           | 102               | 87           | 41           | 54           | 57           | 185          |  |
| Not reported.....   | 2,201                               | 1,446                    | 1,776           | 1,165         | 91           | 92           | 138               | 137          | 92           | 85           | 67           | 270          |  |
| <b>Owner-occupied dwelling units.....</b>   | <b>59,629</b>                       | <b>46,980</b>            | <b>50,667</b>   | <b>38,185</b> | <b>2,773</b> | <b>3,554</b> | <b>3,901</b>      | <b>3,113</b> | <b>3,046</b> | <b>1,797</b> | <b>2,258</b> | <b>7,371</b> |  |
| 1 room.....   | 594                                 | 288                      | 395             | 269           | 32           | 29           | 28                | 22           | 28           | 22           | 17           | 94           |  |
| 2 rooms.....  | 1,704                               | 2,317                    | 1,059           | 867           | 114          | 158          | 105               | 120          | 148          | 90           | 59           | 261          |  |
| 3 rooms.....  | 4,124                               | 2,628                    | 3,073           | 2,410         | 270          | 375          | 228               | 243          | 363          | 182          | 167          | 562          |  |
| 4 rooms.....  | 14,439                              | 13,261                   | 11,945          | 8,745         | 505          | 763          | 763               | 637          | 965          | 382          | 471          | 1,755        |  |
| 5 rooms.....  | 21,213                              | 13,578                   | 18,781          | 12,879        | 889          | 1,102        | 1,397             | 1,004        | 849          | 512          | 769          | 2,435        |  |
| 6 rooms.....  | 11,227                              | 9,674                    | 9,961           | 8,272         | 586          | 702          | 839               | 630          | 443          | 350          | 478          | 1,298        |  |
| 7 rooms.....  | 2,925                               | 2,466                    | 2,548           | 2,330         | 192          | 185          | 278               | 220          | 127          | 115          | 165          | 464          |  |
| 8 rooms.....  | 1,320                               | 1,251                    | 1,130           | 1,094         | 80           | 100          | 154               | 91           | 36           | 56           | 53           | 197          |  |
| 9 rooms or more.....  | 1,120                               | 840                      | 982             | 789           | 65           | 82           | 89                | 77           | 38           | 47           | 53           | 166          |  |
| Not reported.....   | 963                                 | 677                      | 793             | 530           | 40           | 58           | 60                | 69           | 49           | 41           | 26           | 139          |  |
| <b>Renter-occupied dwelling units.....</b>  | <b>42,295</b>                       | <b>31,023</b>            | <b>37,010</b>   | <b>27,302</b> | <b>2,334</b> | <b>2,301</b> | <b>2,317</b>      | <b>1,936</b> | <b>1,848</b> | <b>1,477</b> | <b>1,401</b> | <b>4,298</b> |  |
| 1 room.....   | 3,019                               | 2,201                    | 2,817           | 1,947         | 98           | 125          | 157               | 94           | 75           | 58           | 56           | 308          |  |
| 2 rooms.....  | 8,084                               | 5,944                    | 7,456           | 5,206         | 457          | 443          | 457               | 465          | 437          | 341          | 277          | 852          |  |
| 3 rooms.....  | 12,169                              | 9,016                    | 10,757          | 7,975         | 717          | 676          | 659               | 527          | 606          | 395          | 356          | 1,163        |  |
| 4 rooms.....  | 10,509                              | 7,766                    | 8,881           | 7,125         | 519          | 498          | 468               | 448          | 399          | 321          | 314          | 1,068        |  |
| 5 rooms.....  | 5,389                               | 3,715                    | 4,554           | 3,104         | 322          | 337          | 353               | 232          | 219          | 214          | 264          | 551          |  |
| 6 rooms.....  | 1,745                               | 1,350                    | 1,436           | 1,098         | 148          | 149          | 109               | 81           | 60           | 86           | 93           | 187          |  |
| 7 rooms.....  | 395                                 | 298                      | 293             | 237           | 26           | 32           | 44                | 26           | 17           | 22           | 15           | 51           |  |
| 8 rooms.....  | 143                                 | 120                      | 101             | 94            | 9            | 12           | 11                | 6            | 6            | 8            | 11           | 28           |  |
| 9 rooms or more.....  | 96                                  | 75                       | 81              | 60            | 7            | 6            | 11                | 9            | 2            | 6            | 3            | 19           |  |
| Not reported.....   | 746                                 | 530                      | 634             | 456           | 31           | 23           | 48                | 48           | 27           | 26           | 12           | 71           |  |
| <b>Vacant nonseasonal not dilapidated<br/>dwelling units, for rent or sale.....</b> | <b>3,476</b>                        | <b>1,783</b>             | <b>2,954</b>    | <b>1,335</b>  | <b>173</b>   | <b>109</b>   | <b>84</b>         | <b>108</b>   | <b>156</b>   | <b>123</b>   | <b>97</b>    | <b>264</b>   |  |
| 1 or 2 rooms.....   | 581                                 | 440                      | 515             | 340           | 31           | 33           | 13                | 23           | 44           | 48           | 38           | 48           |  |
| 3 rooms.....  | 511                                 | 237                      | 450             | 192           | 39           | 28           | 14                | 19           | 33           | 30           | 15           | 35           |  |
| 4 rooms.....  | 991                                 | 510                      | 793             | 409           | 42           | 24           | 13                | 34           | 40           | 18           | 18           | 73           |  |
| 5 rooms.....  | 933                                 | 381                      | 801             | 225           | 32           | 12           | 31                | 20           | 22           | 11           | 14           | 62           |  |
| 6 rooms.....  | 209                                 | 123                      | 185             | 90            | 13           | 5            | 5                 | 4            | 9            | 3            | 5            | 15           |  |
| 7 rooms or more.....  | 49                                  | 40                       | 35              | 32            | 1            | 4            | 2                 | 2            | 3            | 2            | 1            | 3            |  |
| Not reported.....   | 202                                 | 52                       | 175             | 47            | 15           | 3            | 6                 | 6            | 5            | 11           | 6            | 28           |  |
| All other dwelling units.....   | 2,683                               | 1,465                    | 1,746           | 1,022         | 81           | 118          | 126               | 163          | 121          | 45           | 80           | 213          |  |
| <b>NUMBER OF PERSONS</b>  |                                     |                          |                 |               |              |              |                   |              |              |              |              |              |  |
| All occupied dwelling units.....  | 101,924                             | 78,003                   | 87,677          | 65,487        | 5,107        | 5,855        | 6,218             | 5,049        | 4,894        | 3,274        | 3,659        | 11,669       |  |
| 1 person.....   | 10,830                              | 7,994                    | 9,677           | 7,063         | 632          | 783          | 717               | 715          | 401          | 375          | 468          | 1,371        |  |
| 2 persons.....  | 32,494                              | 24,921                   | 28,388          | 21,390        | 1,628        | 1,909        | 2,067             | 1,595        | 1,541        | 954          | 1,278        | 3,900        |  |
| 3 persons.....  | 24,771                              | 18,531                   | 21,528          | 15,892        | 1,212        | 1,356        | 1,396             | 1,146        | 1,302        | 847          | 811          | 2,727        |  |
| 4 persons.....  | 18,297                              | 14,201                   | 15,599          | 11,824        | 853          | 940          | 1,164             | 805          | 973          | 564          | 602          | 2,025        |  |
| 5 persons.....  | 8,882                               | 6,997                    | 7,326           | 5,556         | 444          | 472          | 416               | 413          | 416          | 290          | 276          | 955          |  |
| 6 persons.....  | 3,626                               | 2,915                    | 2,881           | 2,139         | 190          | 209          | 189               | 188          | 162          | 127          | 117          | 388          |  |
| 7 persons.....  | 1,620                               | 1,298                    | 1,249           | 895           | 88           | 102          | 98                | 83           | 52           | 70           | 61           | 171          |  |
| 8 persons.....  | 699                                 | 573                      | 512             | 356           | 30           | 39           | 51                | 44           | 32           | 26           | 26           | 69           |  |
| 9 persons.....  | 378                                 | 301                      | 284             | 194           | 13           | 18           | 18                | 27           | 8            | 13           | 11           | 32           |  |
| 10 persons or more.....   | 327                                 | 272                      | 233             | 178           | 17           | 27           | 24                | 33           | 7            | 8            | 9            | 31           |  |
| Median number of persons.....   | 2.8                                 | 2.8                      | 2.8             | 2.8           | 2.7          | 2.7          | 2.7               | 2.7          | 2.9          | 2.9          | 2.6          | 2.7          |  |
| <b>Owner-occupied dwelling units.....</b>   | <b>59,629</b>                       | <b>46,980</b>            | <b>50,667</b>   | <b>38,185</b> | <b>2,773</b> | <b>3,554</b> | <b>3,901</b>      | <b>3,113</b> | <b>3,046</b> | <b>1,797</b> | <b>2,258</b> | <b>7,371</b> |  |
| 1 person.....   | 4,075                               | 2,994                    | 3,344           | 2,426         | 286          | 447          | 300               | 378          | 221          | 196          | 253          | 763          |  |
| 2 persons.....  | 17,606                              | 14,067                   | 14,793          | 11,326        | 894          | 1,181        | 1,165             | 998          | 923          | 553          | 806          | 2,400        |  |
| 3 persons.....  | 15,340                              | 11,667                   | 13,350          | 9,769         | 659          | 800          | 929               | 702          | 765          | 456          | 485          | 1,649        |  |
| 4 persons.....  | 12,321                              | 9,866                    | 10,680          | 8,174         | 492          | 589          | 853               | 511          | 658          | 305          | 393          | 1,371        |  |
| 5 persons.....  | 6,078                               | 4,880                    | 5,148           | 3,926         | 257          | 306          | 371               | 296          | 295          | 152          | 182          | 674          |  |
| 6 persons.....  | 2,345                               | 1,964                    | 1,977           | 1,475         | 107          | 127          | 138               | 117          | 112          | 71           | 77           | 284          |  |
| 7 persons.....  | 996                                 | 844                      | 784             | 604           | 49           | 56           | 64                | 52           | 38           | 38           | 39           | 128          |  |
| 8 persons.....  | 424                                 | 362                      | 321             | 245           | 16           | 22           | 40                | 19           | 25           | 15           | 11           | 55           |  |
| 9 persons.....  | 240                                 | 181                      | 192             | 129           | 5            | 13           | 17                | 17           | 6            | 8            | 6            | 26           |  |
| 10 persons or more.....   | 204                                 | 155                      | 148             | 111           | 8            | 13           | 24                | 23           | 3            | 3            | 6            | 21           |  |
| Median number of persons.....   | 3.0                                 | 3.1                      | 3.0             | 3.0           | 2.8          | 2.7          | 3.0               | 2.8          | 3.0          | 2.8          | 2.6          | 2.8          |  |
| <b>Renter-occupied dwelling units.....</b>  | <b>42,295</b>                       | <b>31,023</b>            | <b>37,010</b>   | <b>27,302</b> | <b>2,334</b> | <b>2,301</b> | <b>2,317</b>      | <b>1,936</b> | <b>1,848</b> | <b>1,477</b> | <b>1,401</b> | <b>4,298</b> |  |
| 1 person.....   | 6,795                               | 5,000                    | 6,333           | 4,637         | 346          | 336          | 417               | 337          | 180          | 179          | 215          | 608          |  |
| 2 persons.....  | 14,888                              | 10,854                   | 13,595          | 10,064        | 734          | 728          | 902               | 597          | 618          | 401          | 472          | 1,500        |  |
| 3 persons.....  | 9,431                               | 6,864                    | 8,176           | 6,123         | 553          | 556          | 467               | 444          | 391          | 301          | 326          | 1,078        |  |
| 4 persons.....  | 5,976                               | 4,335                    | 4,919           | 3,650         | 361          | 351          | 311               | 294          | 315          | 259          | 209          | 654          |  |
| 5 persons.....  | 2,804                               | 2,117                    | 2,180           | 1,630         | 187          | 166          | 123               | 121          | 121          | 138          | 94           | 281          |  |
| 6 persons.....  | 1,281                               | 951                      | 974             | 664           | 83           | 82           | 51                | 71           | 50           | 56           | 40           | 104          |  |
| 7 persons.....  | 624                                 | 454                      | 465             | 291           | 39           | 46           | 34                | 31           | 14           | 32           | 22           | 43           |  |
| 8 persons.....  | 275                                 | 211                      | 191             | 111           | 14           | 17           | 11                | 25           | 7            | 11           | 15           | 14           |  |
| 9 persons.....  | 138                                 | 120                      | 92              | 65            | 8            | 5            | 1                 | 10           | 2            | 5            | 5            | 6            |  |
| 10 persons or more.....   | 123                                 | 117                      | 85              | 67            | 9            | 14           | ...               | 10           | 4            | 5            | 3            | 10           |  |
| Median number of persons.....   | 2.5                                 | 2.5                      | 2.4             | 2.4           | 2.7          | 2.7          | 2.3               | 2.6          | 2.7          | 2.9          | 2.5          | 2.5          |  |
| <b>PERSONS PER ROOM</b>   |                                     |                          |                 |               |              |              |                   |              |              |              |              |              |  |
| All occupied dwelling units.....  | 101,924                             | 78,003                   | 87,677          | 65,487        | 5,107        | 5,855        | 6,218             | 5,049        | 4,894        | 3,274        | 3,659        | 11,669       |  |
| 0.75 or less.....   | 59,621                              | 46,009                   | 52,288          | 39,982        | 3,010        | 3,590        | 3,962             | 2,191        | 2,702        | 1,841        | 2,390        | 7,016        |  |
| 0.76 to 1.00.....   | 25,492                              | 19,114                   | 21,914          | 16,017        | 1,293        | 1,322        | 1,448             | 1,158        | 1,266        | 776          | 764          | 2,821        |  |
| 1.01 to 1.50.....   | 8,805                               | 6,673                    | 7,075           | 5,035         | 450          | 490          | 409               | 928          | 561          | 348          | 291          | 1,014        |  |
| 1.51 or more.....   | 6,297                               | 4,992                    | 4,973           | 3,467         | 283          | 372          | 291               | 655          | 289          | 242          | 176          | 608          |  |
| Not reported.....   | 1,709                               | 1,215                    | 1,427           | 986           | 71           | 81           | 108               | 117          | 76           | 67           | 38           | 210          |  |

## HOUSING—GENERAL CHARACTERISTICS

Table 19.—DWELLING UNITS BY NUMBER OF ROOMS, NUMBER OF PERSONS, AND PERSONS PER ROOM, FOR STANDARD METROPOLITAN AREAS AND CONSTITUENT COUNTIES, URBANIZED AREAS, AND URBAN PLACES OF 10,000 OR MORE: 1950—Con.

| Subject   | Urban places—Con. |              |              |              |              |              |              |               |              |              |              |              |              |              |               |
|---|-------------------|--------------|--------------|--------------|--------------|--------------|--------------|---------------|--------------|--------------|--------------|--------------|--------------|--------------|---------------|
|   | Guthrie           | Lawton       | McAlester    | Miami        | Midwest City | Muskogee     | Norman       | Oklahoma City | Oklmulgee    | Ponca City   | Sapulpa      | Seminole     | Shawnee      | Stillwater   | Tulsa         |
| <b>NUMBER OF ROOMS</b>  |                   |              |              |              |              |              |              |               |              |              |              |              |              |              |               |
| All dwelling units.....   | 3,453             | 11,354       | 5,649        | 4,145        | 3,166        | 12,739       | 6,738        | 83,047        | 6,085        | 6,964        | 4,344        | 3,874        | 7,831        | 5,109        | 60,659        |
| 1 room.....   | 125               | 584          | 210          | 122          | 10           | 354          | 237          | 3,487         | 232          | 168          | 131          | 94           | 207          | 172          | 2,261         |
| 2 rooms.....  | 267               | 1,906        | 658          | 411          | 9            | 1,166        | 911          | 8,805         | 744          | 581          | 568          | 444          | 793          | 540          | 5,747         |
| 3 rooms.....  | 433               | 1,950        | 1,085        | 601          | 273          | 1,995        | 1,159        | 13,569        | 900          | 1,077        | 678          | 852          | 1,286        | 1,049        | 9,515         |
| 4 rooms.....  | 666               | 2,582        | 1,261        | 1,084        | 1,730        | 2,911        | 1,426        | 18,468        | 1,075        | 1,510        | 962          | 1,012        | 1,518        | 1,043        | 13,936        |
| 5 rooms.....  | 878               | 2,525        | 1,210        | 1,123        | 905          | 3,277        | 1,474        | 21,831        | 1,563        | 2,021        | 1,091        | 881          | 1,951        | 1,099        | 14,768        |
| 6 rooms.....  | 502               | 1,090        | 734          | 437          | 161          | 1,690        | 832          | 10,557        | 952          | 1,010        | 551          | 410          | 1,208        | 728          | 8,919         |
| 7 rooms.....  | 214               | 323          | 240          | 161          | 8            | 577          | 320          | 2,614         | 263          | 289          | 164          | 96           | 358          | 234          | 2,454         |
| 8 rooms.....  | 115               | 119          | 87           | 72           | 5            | 306          | 150          | 1,140         | 145          | 105          | 78           | 24           | 150          | 113          | 1,169         |
| 9 rooms or more.....  | 91                | 65           | 78           | 61           | 1            | 217          | 149          | 938           | 108          | 98           | 56           | 15           | 124          | 82           | 836           |
| Not reported.....   | 162               | 210          | 86           | 73           | 64           | 246          | 80           | 1,618         | 103          | 105          | 65           | 46           | 169          | 49           | 1,034         |
| <b>Owner-occupied dwelling units.....</b>                                       | <b>2,029</b>      | <b>5,563</b> | <b>3,082</b> | <b>2,485</b> | <b>2,165</b> | <b>7,238</b> | <b>3,318</b> | <b>43,997</b> | <b>3,515</b> | <b>3,917</b> | <b>2,675</b> | <b>1,775</b> | <b>4,601</b> | <b>2,363</b> | <b>33,979</b> |
| 1 room.....   | 46                | 84           | 28           | 13           | 6            | 39           | 18           | 344           | 47           | 26           | 23           | 15           | 27           | 24           | 206           |
| 2 rooms.....  | 68                | 354          | 100          | 70           | 6            | 194          | 53           | 966           | 112          | 68           | 133          | 77           | 117          | 75           | 632           |
| 3 rooms.....  | 136               | 564          | 320          | 222          | 21           | 553          | 189          | 2,813         | 281          | 244          | 240          | 228          | 395          | 135          | 1,939         |
| 4 rooms.....  | 338               | 1,436        | 711          | 700          | 1,136        | 1,604        | 634          | 9,497         | 657          | 824          | 623          | 498          | 892          | 700          | 7,329         |
| 5 rooms.....  | 634               | 1,784        | 920          | 825          | 806          | 2,405        | 1,154        | 16,550        | 1,180        | 1,481        | 877          | 534          | 1,538        | 500          | 11,615        |
| 6 rooms.....  | 393               | 825          | 611          | 351          | 149          | 1,407        | 691          | 8,941         | 757          | 815          | 486          | 293          | 1,012        | 530          | 7,746         |
| 7 rooms.....  | 182               | 271          | 221          | 139          | 4            | 491          | 275          | 2,309         | 218          | 241          | 141          | 79           | 293          | 198          | 2,206         |
| 8 rooms.....  | 85                | 102          | 72           | 63           | 4            | 257          | 133          | 1,028         | 122          | 94           | 64           | 18           | 133          | 96           | 1,066         |
| 9 rooms or more.....  | 81                | 61           | 63           | 54           | 1            | 183          | 137          | 840           | 93           | 84           | 51           | 11           | 105          | 71           | 763           |
| Not reported.....   | 66                | 82           | 36           | 48           | 32           | 105          | 34           | 709           | 48           | 40           | 37           | 22           | 89           | 34           | 477           |
| <b>Renter-occupied dwelling units.....</b>                                      | <b>1,235</b>      | <b>5,124</b> | <b>2,039</b> | <b>1,354</b> | <b>824</b>   | <b>4,836</b> | <b>3,055</b> | <b>34,866</b> | <b>2,326</b> | <b>2,646</b> | <b>1,444</b> | <b>1,814</b> | <b>2,775</b> | <b>2,522</b> | <b>24,701</b> |
| 1 room.....   | 67                | 414          | 125          | 94           | 4            | 239          | 172          | 2,723         | 171          | 123          | 97           | 62           | 153          | 136          | 1,799         |
| 2 rooms.....  | 167               | 1,397        | 406          | 263          | 3            | 863          | 736          | 7,218         | 564          | 450          | 371          | 295          | 566          | 427          | 4,744         |
| 3 rooms.....  | 267               | 1,272        | 622          | 320          | 230          | 1,338        | 916          | 10,130        | 581          | 743          | 386          | 536          | 800          | 872          | 7,304         |
| 4 rooms.....  | 302               | 1,030        | 475          | 324          | 480          | 1,149        | 739          | 8,107         | 383          | 589          | 297          | 462          | 609          | 494          | 6,189         |
| 5 rooms.....  | 227               | 658          | 243          | 232          | 76           | 767          | 280          | 4,287         | 340          | 480          | 189          | 304          | 333          | 354          | 2,869         |
| 6 rooms.....  | 103               | 206          | 112          | 69           | 9            | 254          | 121          | 1,356         | 177          | 164          | 58           | 111          | 170          | 169          | 1,011         |
| 7 rooms.....  | 29                | 46           | 17           | 18           | 4            | 76           | 40           | 274           | 39           | 43           | 20           | 16           | 53           | 31           | 218           |
| 8 rooms.....  | 27                | 13           | 12           | 7            | 1            | 45           | 14           | 99            | 20           | 9            | 9            | 5            | 12           | 17           | 85            |
| 9 rooms or more.....  | 10                | 4            | 12           | 5            | ...          | 24           | 7            | 76            | 14           | 10           | 3            | 3            | 14           | 10           | 57            |
| Not reported.....   | 36                | 84           | 15           | 22           | 17           | 81           | 30           | 596           | 37           | 35           | 14           | 20           | 65           | 12           | 425           |
| <b>Vacant nonseasonal not dilapidated dwelling units, for rent or sale.....</b> | <b>83</b>         | <b>362</b>   | <b>286</b>   | <b>200</b>   | <b>127</b>   | <b>416</b>   | <b>265</b>   | <b>2,619</b>  | <b>110</b>   | <b>259</b>   | <b>108</b>   | <b>192</b>   | <b>257</b>   | <b>151</b>   | <b>1,095</b>  |
| 1 or 2 rooms.....   | 14                | 139          | 128          | 82           | ...          | 130          | 146          | 499           | 42           | 46           | 40           | 58           | 76           | 39           | 297           |
| 3 rooms.....  | 17                | 80           | 77           | 36           | 19           | 69           | 44           | 410           | 17           | 73           | 33           | 63           | 56           | 29           | 158           |
| 4 rooms.....  | 11                | 67           | 34           | 43           | 80           | 103          | 38           | 646           | 18           | 72           | 15           | 35           | 46           | 41           | 296           |
| 5 rooms.....  | 8                 | 40           | 25           | 50           | 12           | 67           | 15           | 708           | 17           | 39           | 12           | 30           | 45           | 23           | 189           |
| 6 rooms.....  | 4                 | 15           | 4            | 10           | 3            | 14           | 12           | 166           | 7            | 8            | 4            | 4            | 20           | 14           | 82            |
| 7 rooms.....  | 4                 | 4            | 5            | 7            | ...          | 8            | 8            | 33            | 3            | 6            | 3            | 2            | 11           | 3            | 32            |
| 8 rooms or more.....  | 3                 | 17           | 13           | 2            | ...          | 13           | 2            | 157           | 6            | 15           | 1            | ...          | 3            | 2            | 41            |
| Not reported.....   | 26                | 4            | 13           | 2            | ...          | 25           | 2            | ...           | ...          | ...          | ...          | ...          | ...          | ...          | ...           |
| <b>All other dwelling units.....</b>  | <b>106</b>        | <b>305</b>   | <b>242</b>   | <b>106</b>   | <b>50</b>    | <b>249</b>   | <b>100</b>   | <b>1,565</b>  | <b>134</b>   | <b>142</b>   | <b>117</b>   | <b>93</b>    | <b>198</b>   | <b>73</b>    | <b>884</b>    |
| <b>NUMBER OF PERSONS</b>  |                   |              |              |              |              |              |              |               |              |              |              |              |              |              |               |
| All occupied dwelling units.....  | 3,264             | 10,687       | 5,121        | 3,839        | 2,989        | 12,074       | 6,373        | 78,863        | 5,841        | 6,563        | 4,119        | 3,589        | 7,376        | 4,885        | 58,680        |
| 1 person.....   | 537               | 1,016        | 687          | 496          | 57           | 1,632        | 542          | 9,348         | 769          | 736          | 526          | 375          | 961          | 462          | 6,582         |
| 2 persons.....  | 1,090             | 3,115        | 1,584        | 1,167        | 724          | 3,937        | 2,306        | 26,348        | 1,907        | 2,021        | 1,271        | 1,034        | 2,421        | 1,692        | 19,515        |
| 3 persons.....  | 647               | 2,639        | 1,146        | 960          | 895          | 2,803        | 1,618        | 18,854        | 1,293        | 1,641        | 919          | 808          | 1,721        | 1,138        | 14,190        |
| 4 persons.....  | 518               | 2,145        | 890          | 696          | 794          | 1,923        | 1,063        | 13,490        | 980          | 1,231        | 674          | 668          | 1,191        | 839          | 10,369        |
| 5 persons.....  | 225               | 988          | 440          | 344          | 350          | 929          | 463          | 6,231         | 456          | 551          | 368          | 384          | 628          | 417          | 4,846         |
| 6 persons.....  | 118               | 421          | 192          | 103          | 128          | 431          | 233          | 2,513         | 202          | 217          | 187          | 167          | 244          | 176          | 1,839         |
| 7 persons.....  | 64                | 192          | 82           | 50           | 30           | 198          | 82           | 1,130         | 111          | 103          | 87           | 86           | 112          | 83           | 747           |
| 8 persons.....  | 24                | 81           | 52           | 26           | 7            | 99           | 34           | 467           | 64           | 40           | 48           | 42           | 55           | 37           | 286           |
| 9 persons.....  | 27                | 51           | 20           | 11           | ...          | 73           | 16           | 263           | 30           | 11           | 18           | 10           | 23           | 22           | 154           |
| 10 persons or more.....   | 14                | 39           | 28           | 6            | 4            | 49           | 16           | 219           | 29           | 12           | 21           | 15           | 20           | 19           | 152           |
| Median number of persons.....   | 2.5               | 3.0          | 2.8          | 2.8          | 3.3          | 2.7          | 2.7          | 2.7           | 2.7          | 2.8          | 2.8          | 3.0          | 2.7          | 2.8          | 2.7           |
| <b>Owner-occupied dwelling units.....</b>                                       | <b>2,029</b>      | <b>5,563</b> | <b>3,082</b> | <b>2,485</b> | <b>2,165</b> | <b>7,238</b> | <b>3,318</b> | <b>43,997</b> | <b>3,515</b> | <b>3,917</b> | <b>2,675</b> | <b>1,775</b> | <b>4,601</b> | <b>2,363</b> | <b>33,979</b> |
| 1 person.....   | 325               | 456          | 367          | 240          | 20           | 821          | 249          | 3,167         | 453          | 318          | 302          | 164          | 557          | 193          | 2,195         |
| 2 persons.....  | 715               | 1,573        | 1,008        | 739          | 441          | 2,406        | 956          | 13,211        | 1,219        | 1,152        | 869          | 530          | 1,508        | 682          | 10,182        |
| 3 persons.....  | 391               | 1,316        | 661          | 616          | 628          | 1,691        | 800          | 11,453        | 722          | 1,000        | 575          | 392          | 1,010        | 518          | 8,739         |
| 4 persons.....  | 301               | 1,177        | 543          | 503          | 630          | 1,176        | 686          | 8,942         | 554          | 819          | 438          | 344          | 795          | 486          | 7,214         |
| 5 persons.....  | 140               | 571          | 278          | 239          | 293          | 613          | 345          | 4,332         | 285          | 372          | 248          | 189          | 421          | 262          | 3,449         |
| 6 persons.....  | 75                | 262          | 117          | 75           | 116          | 273          | 170          | 1,605         | 130          | 146          | 136          | 85           | 172          | 109          | 1,289         |
| 7 persons.....  | 35                | 108          | 55           | 39           | 26           | 120          | 58           | 693           | 73           | 71           | 58           | 39           | 75           | 60           | 522           |
| 8 persons.....  | 16                | 42           | 27           | 22           | 7            | 64           | 28           | 281           | 42           | 24           | 35           | 19           | 37           | 25           | 193           |
| 9 persons.....  | 19                | 34           | 13           | 7            | ...          | 42           | 14           | 175           | 19           | 8            | 11           | 5            | 16           | 14           | 100           |
| 10 persons or more.....   | 12                | 24           | 13           | 5            | 4            | 32           | 12           | 138           | 18           | 7            | 13           | 8            | 10           | 14           | 96            |
| Median number of persons.....   | 2.5               | 3.1          | 2.8          | 2.9          | 3.5          | 2.7          | 3.1          | 3.0           | 2.6          | 3.0          | 2.8          | 3.0          | 2.7          | 3.1          | 3.0           |
| <b>Renter-occupied dwelling units.....</b>                                      | <b>1,235</b>      | <b>5,124</b> | <b>2,039</b> | <b>1,354</b> | <b>824</b>   | <b>4,836</b> | <b>3,055</b> | <b>34,866</b> | <b>2,326</b> | <b>2,646</b> | <b>1,444</b> | <b>1,814</b> | <b>2,775</b> | <b>2,522</b> | <b>24,701</b> |
| 1 person.....   | 212               | 560          | 320          | 256          | 37           | 811          | 293          | 6,181         | 316          | 418          | 224          | 211          | 404          | 269          | 4,387         |
| 2 persons.....  | 375               | 1,542        | 976          | 428          | 283          | 1,531        | 1,350        | 12,937        | 688          | 869          | 412          | 504          | 913          | 1,010        | 9,333         |
| 3 persons.....  | 256               | 1,323        | 485          | 324          | 267          | 1,112        | 818          | 7,601         | 571          | 641          | 344          | 416          | 711          | 620          | 3,451         |
| 4 persons.....  | 217               | 968          | 347          | 193          | 164          | 747          | 377          | 4,448         | 426          | 412          | 236          | 324          | 396          | 353          | 3,155         |
| 5 persons.....  | 85                | 417          | 162          | 105          | 57           | 316          | 118          | 1,999         | 171          | 179          | 120          | 195          | 207          | 155          | 1,397         |
| 6 persons.....  | 43                | 159          | 75           | 28           | 12           | 158          | 63           | 908           | 72           | 71           | 51           | 82           | 72           | 67           | 550           |
| 7 persons.....  | 29                | 84           | 27           | 11           | 4            | 78           | 24           | 437           | 38           | 32           | 29           | 47           | 37           | 23           | 225           |
| 8 persons.....  | 8                 | 39           | 25           | 4            | ...          | 35           | 6            | 186           | 22           | 16           | 13           | 23           | 18           | 12           | 93            |
| 9 persons.....  | 8                 | 17           | 7            | 4            | ...          | 31           | 2            | 88            | 11           | 3            | 7            | 5            | 7            | 8            | 54            |
| 10 persons or more.....   | 2                 | 15           | 15           | 1            | ...          | 17           | 4            | 81            | 11           | 5            | 8            | 7            | 10           | 5            | 56            |
| Median number of persons.....   | 2.6               | 2.8          | 2.8          | 2.5          | 2.8          | 2.6          | 2.4          | 2.4           | 2.8          | 2.6          | 2.8          | 3.0          | 2.6          | 2.5          | 2.4           |
| <b>PERSONS PER ROOM</b>   |                   |              |              |              |              |              |              |               |              |              |              |              |              |              |               |
| All occupied dwelling units.....  | 3,264             | 10,687       | 5,121        | 3,839        | 2,989        | 12,074       | 6,373        | 78,863        | 5,841        | 6,563        | 4,119        | 3,589        | 7,376        | 4,885        | 58,680        |
| 0.75 or less.....   | 2,132             | 5,145        | 3,019        | 2,345        | 1,629        | 7,762        | 3,802        | 47,355        | 3,467        | 4,147        | 2,380        | 1,868        | 4,577        | 2,841        | 36,586        |
| 0.75 to 1.00.....   | 618               | 3,002        | 1,211        | 952          | 944          | 2,491        | 1,797        | 19,386        | 1,246        | 1,568        | 939          | 996          | 1,68         |              |               |

Table 20.—YEAR BUILT AND EQUIPMENT, FOR STANDARD METROPOLITAN AREAS AND CONSTITUENT COUNTIES, URBANIZED AREAS, AND URBAN PLACES OF 10,000 OR MORE: 1950

[Asterisk (\*) denotes statistics based on 20-percent sample. Percent not shown where less than 0.1]

| Subject                                    | Standard metropolitan areas         |                          | Urbanized areas  |        | Urban places |         |                   |           |        |        |         |        |
|--|-------------------------------------|--------------------------|------------------|--------|--------------|---------|-------------------|-----------|--------|--------|---------|--------|
|  | Oklahoma City<br>Oklahoma<br>County | Tulsa<br>Tulsa<br>County | Oklahoma<br>City | Tulsa  | Ada          | Ardmore | Bartles-<br>ville | Chickasha | Duncan | Durant | El Reno | Enid   |
| All dwelling units.....                    | 108,083                             | 81,251                   | 92,377           | 67,844 | 5,361        | 6,082   | 6,428             | 5,320     | 5,171  | 3,442  | 3,826   | 12,146 |
| <b>*YEAR BUILT</b>                         |                                     |                          |                  |        |              |         |                   |           |        |        |         |        |
| Number reporting.....                      | 103,535                             | 78,395                   | 88,945           | 65,625 | 5,195        | 5,910   | 6,085             | 5,015     | 5,045  | 3,375  | 3,655   | 11,830 |
| 1945 or later.....                         | 25,365                              | 15,715                   | 20,605           | 11,915 | 495          | 890     | 1,020             | 780       | 1,525  | 540    | 445     | 2,015  |
| 1940 to 1944.....                          | 10,035                              | 7,585                    | 8,285            | 6,610  | 330          | 280     | 370               | 225       | 530    | 270    | 175     | 665    |
| 1930 to 1939.....                          | 23,995                              | 13,465                   | 19,920           | 10,780 | 1,670        | 990     | 805               | 1,005     | 895    | 665    | 470     | 1,790  |
| 1920 to 1929.....                          | 25,345                              | 21,670                   | 23,195           | 23,185 | 1,770        | 1,995   | 1,545             | 1,635     | 1,430  | 925    | 735     | 3,670  |
| 1919 or earlier.....                       | 19,195                              | 15,960                   | 16,940           | 13,135 | 930          | 1,795   | 2,345             | 1,370     | 665    | 975    | 1,830   | 3,690  |
| <b>*ELECTRIC LIGHTING</b>                  |                                     |                          |                  |        |              |         |                   |           |        |        |         |        |
| Number reporting.....                      | 105,235                             | 79,815                   | 90,765           | 66,700 | 5,320        | 6,010   | 6,315             | 5,195     | 5,050  | 3,410  | 3,755   | 11,955 |
| With electric lights.....                  | 102,760                             | 78,225                   | 89,730           | 66,170 | 5,230        | 5,850   | 6,280             | 5,080     | 5,030  | 3,370  | 3,665   | 11,760 |
| Percent with electric lights.....          | 97.6                                | 98.0                     | 98.9             | 99.2   | 98.3         | 97.3    | 99.4              | 97.8      | 99.6   | 98.8   | 97.6    | 98.4   |
| No electric lights.....                    | 2,475                               | 1,590                    | 1,035            | 530    | 90           | 160     | 35                | 115       | 20     | 40     | 90      | 195    |
| All occupied dwelling units.....           | 101,924                             | 78,003                   | 87,677           | 65,487 | 5,107        | 5,855   | 6,218             | 5,049     | 4,894  | 3,274  | 3,659   | 11,669 |
| <b>*HEATING EQUIPMENT</b>                  |                                     |                          |                  |        |              |         |                   |           |        |        |         |        |
| Number report'g heating equipment.....     | 99,485                              | 76,905                   | 86,235           | 64,795 | 5,045        | 5,765   | 6,150             | 4,675     | 4,825  | 3,155  | 3,665   | 11,580 |
| Central heating.....                       | 31,810                              | 33,510                   | 29,830           | 30,855 | 845          | 665     | 3,550             | 1,835     | 1,350  | 415    | 1,010   | 5,110  |
| Percent with central heating.....          | 32.0                                | 43.6                     | 34.6             | 47.6   | 16.7         | 11.5    | 57.7              | 39.3      | 28.0   | 13.2   | 27.6    | 44.1   |
| Piped steam or hot water.....              | 5,405                               | 4,360                    | 5,165            | 4,110  | 295          | 200     | 285               | 775       | 115    | 240    | 95      | 625    |
| Warm air furnace.....                      | 26,405                              | 29,150                   | 24,665           | 26,745 | 550          | 465     | 3,265             | 1,060     | 1,235  | 175    | 915     | 4,485  |
| Noncentral heating.....                    | 67,405                              | 43,235                   | 56,220           | 33,825 | 4,195        | 5,085   | 2,590             | 2,840     | 3,470  | 2,735  | 2,650   | 6,435  |
| Other means with flue.....                 | 32,100                              | 16,430                   | 27,530           | 12,555 | 1,345        | 485     | 900               | 900       | 305    | 595    | 1,730   | 3,590  |
| Other means without flue.....              | 35,305                              | 26,805                   | 28,690           | 21,270 | 2,850        | 4,600   | 1,690             | 1,940     | 3,165  | 2,140  | 920     | 2,845  |
| Not heated.....                            | 270                                 | 160                      | 185              | 115    | 5            | 15      | 10                | ...       | 5      | 5      | 5       | 35     |
| <b>*HEATING FUEL</b>                       |                                     |                          |                  |        |              |         |                   |           |        |        |         |        |
| Number report'g heating equipment.....     | 99,485                              | 76,905                   | 86,235           | 64,795 | 5,045        | 5,765   | 6,150             | 4,675     | 4,825  | 3,155  | 3,665   | 11,580 |
| Central heating.....                       | 31,810                              | 33,510                   | 29,830           | 30,855 | 845          | 665     | 3,550             | 1,835     | 1,350  | 415    | 1,010   | 5,110  |
| Coal.....                                  | 250                                 | 340                      | 245              | 290    | 25           | 5       | 10                | 15        | ...    | 5      | 25      | 5      |
| Wood.....                                  | 110                                 | 105                      | 100              | 85     | 15           | ...     | 25                | ...       | ...    | ...    | 10      | 5      |
| Utility gas.....                           | 30,790                              | 32,540                   | 28,990           | 30,045 | 790          | 625     | 3,445             | 1,800     | 1,325  | 395    | 975     | 5,010  |
| Bottled gas.....                           | 185                                 | 150                      | 60               | 105    | 5            | ...     | 15                | 10        | 5      | 5      | ...     | 10     |
| Liquid fuel.....                           | 40                                  | 30                       | 10               | ...    | ...          | ...     | ...               | ...       | ...    | ...    | ...     | ...    |
| Other fuel.....                            | 260                                 | 135                      | 250              | 115    | 5            | 20      | 10                | 10        | ...    | 5      | ...     | ...    |
| Not reported.....                          | 175                                 | 205                      | 155              | 205    | 5            | 15      | 45                | ...       | 20     | ...    | ...     | 35     |
| Noncentral heating.....                    | 67,405                              | 43,235                   | 56,220           | 33,825 | 4,195        | 5,085   | 2,590             | 2,840     | 3,470  | 2,735  | 2,650   | 6,435  |
| Coal.....                                  | 740                                 | 1,655                    | 420              | 580    | 20           | 25      | 30                | 30        | ...    | 30     | 65      | 150    |
| Wood.....                                  | 2,110                               | 885                      | 710              | 160    | 10           | 80      | 15                | 25        | 15     | 90     | 65      | 120    |
| Utility gas.....                           | 61,170                              | 38,955                   | 53,945           | 32,450 | 4,110        | 4,895   | 2,480             | 2,740     | 3,390  | 2,470  | 2,495   | 5,880  |
| Bottled gas.....                           | 1,760                               | 760                      | 365              | 300    | 25           | 5       | 5                 | 15        | 25     | 50     | 15      | 75     |
| Liquid fuel.....                           | 840                                 | 530                      | 210              | 125    | 15           | 5       | 5                 | 10        | 10     | 60     | 10      | 160    |
| Electricity.....                           | 90                                  | 85                       | 70               | 55     | 10           | 40      | ...               | 5         | 10     | 15     | ...     | ...    |
| Other fuel.....                            | 445                                 | 265                      | 275              | 65     | ...          | 10      | 20                | 15        | 5      | 15     | ...     | 45     |
| Not reported.....                          | 250                                 | 100                      | 225              | 90     | 5            | 25      | 5                 | ...       | 25     | 5      | ...     | 5      |
| Not heated.....                            | 270                                 | 160                      | 185              | 115    | 5            | 15      | 10                | ...       | 5      | 5      | 5       | 35     |
| <b>*COOKING FUEL</b>                       |                                     |                          |                  |        |              |         |                   |           |        |        |         |        |
| Number reporting.....                      | 99,780                              | 76,960                   | 86,135           | 64,765 | 5,120        | 5,825   | 6,150             | 4,900     | 4,830  | 3,215  | 3,590   | 11,530 |
| Coal.....                                  | 500                                 | 760                      | 365              | 240    | 5            | 15      | 10                | 15        | 10     | 25     | 20      | 35     |
| Wood.....                                  | 1,780                               | 925                      | 720              | 230    | 10           | 120     | 35                | 35        | 10     | 115    | 25      | 75     |
| Utility gas.....                           | 90,760                              | 70,790                   | 81,445           | 61,465 | 5,000        | 5,555   | 5,735             | 4,780     | 4,650  | 2,835  | 3,375   | 10,990 |
| Bottled gas.....                           | 2,130                               | 1,100                    | 355              | 335    | 45           | 25      | 70                | 30        | 60     | 40     | 5       | 130    |
| Liquid fuel.....                           | 1,155                               | 780                      | 290              | 95     | 10           | 15      | 5                 | ...       | 5      | 105    | 50      | 135    |
| Electricity.....                           | 2,650                               | 2,270                    | 2,425            | 2,265  | 45           | 65      | 270               | 25        | 65     | 70     | 75      | 145    |
| Other fuel.....                            | 625                                 | 225                      | 365              | 30     | 5            | 15      | 20                | 15        | 5      | 25     | 30      | 5      |
| None.....                                  | 180                                 | 110                      | 170              | 105    | ...          | 15      | 5                 | ...       | 25     | ...    | 10      | 15     |
| <b>*REFRIGERATION EQUIPMENT</b>            |                                     |                          |                  |        |              |         |                   |           |        |        |         |        |
| Number reporting.....                      | 99,495                              | 76,710                   | 86,250           | 64,440 | 5,075        | 5,810   | 6,100             | 4,970     | 4,780  | 3,245  | 3,590   | 11,400 |
| Mechanical.....                            | 83,250                              | 63,180                   | 73,365           | 54,115 | 4,185        | 4,795   | 4,990             | 3,760     | 4,250  | 2,400  | 2,880   | 9,435  |
| Percent with mechanical refrigeration..... | 83.7                                | 82.4                     | 85.1             | 84.0   | 82.5         | 82.5    | 81.8              | 75.7      | 88.9   | 74.0   | 80.2    | 82.8   |
| Ice.....                                   | 12,275                              | 10,600                   | 9,960            | 8,120  | 720          | 785     | 935               | 1,070     | 685    | 685    | 540     | 1,540  |
| Other or none.....                         | 3,970                               | 2,930                    | 2,925            | 2,205  | 170          | 230     | 175               | 140       | 65     | 160    | 170     | 425    |
| <b>*KITCHEN SINK</b>                       |                                     |                          |                  |        |              |         |                   |           |        |        |         |        |
| Number reporting.....                      | 99,935                              | 76,980                   | 86,280           | 64,835 | 5,115        | 5,840   | 6,160             | 4,915     | 4,845  | 3,220  | 3,590   | 11,565 |
| With kitchen sink.....                     | 88,135                              | 66,720                   | 78,320           | 58,970 | 4,500        | 4,895   | 5,300             | 4,110     | 4,500  | 2,525  | 3,135   | 10,525 |
| Percent with kitchen sink.....             | 88.2                                | 86.7                     | 90.8             | 90.6   | 88.0         | 83.8    | 86.0              | 83.6      | 92.9   | 78.4   | 87.3    | 91.0   |
| <b>*RADIO</b>                              |                                     |                          |                  |        |              |         |                   |           |        |        |         |        |
| Number reporting.....                      | 99,885                              | 76,740                   | 86,635           | 64,330 | 5,030        | 5,830   | 6,130             | 4,940     | 4,800  | 3,170  | 3,610   | 11,455 |
| With radio.....                            | 96,455                              | 73,710                   | 83,875           | 62,165 | 4,795        | 5,575   | 6,005             | 4,630     | 4,715  | 3,010  | 3,485   | 11,085 |
| Percent with radio.....                    | 96.6                                | 96.1                     | 96.8             | 96.6   | 95.3         | 95.6    | 98.0              | 93.7      | 98.2   | 95.0   | 96.5    | 96.8   |
| <b>*TELEVISION</b>                         |                                     |                          |                  |        |              |         |                   |           |        |        |         |        |
| Number reporting.....                      | 99,405                              | 76,340                   | 86,180           | 64,060 | 5,000        | 5,770   | 6,100             | 4,915     | 4,780  | 3,065  | 3,620   | 11,330 |
| With television.....                       | 5,965                               | 3,595                    | 5,315            | 3,030  | 130          | 30      | 125               | 145       | 60     | 5      | 135     | 365    |
| Percent with television.....               | 6.0                                 | 4.7                      | 6.2              | 4.7    | 2.6          | 0.5     | 2.0               | 3.0       | 1.3    | 0.2    | 3.7     | 3.2    |

## HOUSING—GENERAL CHARACTERISTICS

Table 20.—YEAR BUILT AND EQUIPMENT, FOR STANDARD METROPOLITAN AREAS AND CONSTITUENT COUNTIES, URBANIZED AREAS, AND URBAN PLACES OF 10,000 OR MORE: 1950—Con.

[Asterisk (\*) denotes statistics based on 20-percent sample. Percent not shown where less than 0.1]

| Subject                                    | Urban places—Con. |        |           |       |              |          |        |               |           |            |         |          |         |            |        |  |
|--|-------------------|--------|-----------|-------|--------------|----------|--------|---------------|-----------|------------|---------|----------|---------|------------|--------|--|
|  | Guthrie           | Lawton | McAlester | Miami | Midwest City | Muskogee | Norman | Oklahoma City | Oklmulgee | Ponca City | Sapulpa | Seminole | Shawnee | Stillwater | Tulsa  |  |
| All dwelling units.....                    | 3,453             | 11,354 | 5,649     | 4,145 | 3,166        | 12,739   | 6,738  | 83,047        | 6,085     | 6,964      | 4,344   | 3,874    | 7,831   | 5,109      | 60,659 |  |
| <b>*YEAR BUILT</b>                         |                   |        |           |       |              |          |        |               |           |            |         |          |         |            |        |  |
| Number reporting.....                      | 3,410             | 10,665 | 5,555     | 4,030 | 3,100        | 12,420   | 6,415  | 79,970        | 5,920     | 6,800      | 4,270   | 3,815    | 7,630   | 5,030      | 58,590 |  |
| 1945 or later.....                         | 245               | 2,270  | 845       | 840   | 1,600        | 1,610    | 2,115  | 15,810        | 475       | 1,350      | 515     | 230      | 785     | 1,335      | 9,285  |  |
| 1940 to 1944.....                          | 60                | 2,505  | 695       | 490   | 1,475        | 770      | 615    | 6,105         | 275       | 385        | 85      | 200      | 230     | 480        | 5,735  |  |
| 1930 to 1939.....                          | 290               | 2,585  | 680       | 540   | 5            | 1,245    | 1,245  | 18,535        | 785       | 1,175      | 475     | 1,545    | 1,045   | 910        | 9,685  |  |
| 1920 to 1929.....                          | 685               | 1,350  | 1,295     | 750   | ...          | 3,160    | 1,485  | 22,750        | 2,320     | 2,720      | 1,180   | 1,655    | 2,875   | 1,115      | 21,665 |  |
| 1919 or earlier.....                       | 2,130             | 1,955  | 2,040     | 1,410 | 20           | 5,635    | 955    | 16,770        | 2,065     | 1,170      | 2,015   | 185      | 2,695   | 1,190      | 12,220 |  |
| <b>*ELECTRIC LIGHTING</b>                  |                   |        |           |       |              |          |        |               |           |            |         |          |         |            |        |  |
| Number reporting.....                      | 3,310             | 11,200 | 5,660     | 4,140 | 3,080        | 12,565   | 6,730  | 81,550        | 5,965     | 6,900      | 4,295   | 3,850    | 7,710   | 5,020      | 59,615 |  |
| With electric lights.....                  | 3,190             | 10,930 | 5,495     | 4,085 | 3,070        | 12,085   | 6,715  | 80,590        | 5,690     | 6,840      | 4,170   | 3,765    | 7,600   | 5,010      | 59,165 |  |
| Percent with electric lights.....          | 96.4              | 97.6   | 97.1      | 98.7  | 99.7         | 96.2     | 99.8   | 98.8          | 95.4      | 99.1       | 97.1    | 97.8     | 98.6    | 99.8       | 99.2   |  |
| No electric lights.....                    | 120               | 270    | 165       | 55    | 10           | 480      | 15     | 960           | 275       | 60         | 125     | 85       | 110     | 10         | 450    |  |
| All occupied dwelling units.....           | 3,264             | 10,687 | 5,121     | 3,839 | 2,989        | 12,074   | 6,373  | 78,863        | 5,841     | 6,563      | 4,119   | 3,589    | 7,376   | 4,885      | 58,680 |  |
| <b>*HEATING EQUIPMENT</b>                  |                   |        |           |       |              |          |        |               |           |            |         |          |         |            |        |  |
| Number report'g heating equipment.....     | 3,215             | 10,685 | 5,055     | 3,710 | 2,980        | 11,870   | 6,320  | 77,500        | 5,730     | 6,420      | 3,980   | 3,435    | 7,060   | 4,800      | 58,065 |  |
| Central heating.....                       | 245               | 310    | 870       | 1,295 | 1,450        | 2,740    | 2,570  | 26,225        | 970       | 3,585      | 650     | 330      | 2,005   | 1,590      | 29,355 |  |
| Percent with central heating.....          | 7.6               | 2.9    | 17.2      | 34.9  | 48.7         | 23.1     | 40.7   | 33.8          | 16.9      | 55.8       | 16.3    | 9.6      | 28.4    | 33.1       | 50.6   |  |
| Piped steam or hot water.....              | 40                | 105    | 90        | 125   | 120          | 705      | 140    | 4,860         | 325       | 540        | 70      | 115      | 730     | 125        | 3,935  |  |
| Warm air furnace.....                      | 205               | 205    | 780       | 1,170 | 1,330        | 2,035    | 2,430  | 21,365        | 645       | 3,045      | 580     | 215      | 1,275   | 1,465      | 25,420 |  |
| Noncentral heating.....                    | 2,960             | 10,345 | 4,170     | 2,410 | 1,530        | 8,980    | 3,730  | 51,090        | 4,460     | 2,825      | 3,330   | 2,985    | 5,045   | 3,200      | 28,605 |  |
| Other means with flue.....                 | 1,445             | 4,830  | 825       | 1,535 | 1,480        | 5,915    | 1,120  | 24,115        | 1,295     | 1,365      | 610     | 840      | 1,550   | 1,595      | 10,405 |  |
| Other means without flue.....              | 1,515             | 5,515  | 3,345     | 875   | 50           | 3,065    | 2,610  | 26,975        | 3,165     | 1,460      | 2,720   | 2,145    | 3,495   | 1,605      | 18,200 |  |
| Not heated.....                            | 10                | 30     | 15        | 5     | ...          | 150      | 20     | 185           | 300       | 10         | ...     | 120      | 10      | 105        |        |  |
| <b>*HEATING FUEL</b>                       |                   |        |           |       |              |          |        |               |           |            |         |          |         |            |        |  |
| Number report'g heating equipment.....     | 3,215             | 10,685 | 5,055     | 3,710 | 2,980        | 11,870   | 6,320  | 77,500        | 5,730     | 6,420      | 3,980   | 3,435    | 7,060   | 4,800      | 58,065 |  |
| Central heating.....                       | 245               | 310    | 870       | 1,295 | 1,450        | 2,740    | 2,570  | 26,225        | 970       | 3,585      | 650     | 330      | 2,005   | 1,590      | 29,355 |  |
| Coal.....                                  | 5                 | 25     | 10        | 5     | 10           | 55       | 30     | 235           | 10        | 20         | 10      | 5        | 5       | 5          | 270    |  |
| Wood.....                                  | ...               | ...    | ...       | ...   | 5            | ...      | ...    | 90            | 5         | ...        | 10      | 5        | 5       | 5          | 85     |  |
| Utility gas.....                           | 235               | 265    | 860       | 1,270 | 1,370        | 2,670    | 2,490  | 25,510        | 925       | 3,505      | 640     | 290      | 1,985   | 1,575      | 28,590 |  |
| Bottled gas.....                           | ...               | ...    | ...       | 5     | ...          | 5        | 10     | 55            | 25        | 20         | ...     | ...      | ...     | ...        | 100    |  |
| Liquid fuel.....                           | ...               | 10     | ...       | 10    | ...          | ...      | ...    | 30            | ...       | ...        | ...     | ...      | ...     | ...        | 10     |  |
| Other fuel.....                            | 5                 | 5      | ...       | 45    | 5            | 25       | 180    | 5             | 10        | ...        | 20      | 5        | ...     | 105        |        |  |
| Not reported.....                          | 5                 | 5      | ...       | ...   | 20           | 5        | 125    | ...           | 30        | ...        | ...     | ...      | ...     | 5          | 195    |  |
| Noncentral heating.....                    | 2,960             | 10,345 | 4,170     | 2,410 | 1,530        | 8,980    | 3,730  | 51,090        | 4,460     | 2,825      | 3,330   | 2,985    | 5,045   | 3,200      | 28,605 |  |
| Coal.....                                  | 15                | 125    | 150       | 135   | ...          | 480      | 30     | 420           | 60        | 25         | 45      | ...      | 15      | 5          | 465    |  |
| Wood.....                                  | 65                | 155    | 50        | 35    | ...          | 90       | 10     | 665           | 50        | 30         | 35      | 20       | 25      | 20         | 125    |  |
| Utility gas.....                           | 2,810             | 9,765  | 3,945     | 2,180 | 1,485        | 8,310    | 3,650  | 48,960        | 4,275     | 2,720      | 3,190   | 2,940    | 4,875   | 3,110      | 27,545 |  |
| Bottled gas.....                           | ...               | 60     | 10        | 15    | 20           | 45       | ...    | 310           | 35        | 10         | 25      | 10       | 75      | 20         | 225    |  |
| Liquid fuel.....                           | 45                | 135    | 10        | 30    | ...          | 20       | 15     | 195           | 20        | 30         | ...     | 5        | 10      | 35         | 75     |  |
| Electricity.....                           | 15                | 25     | 5         | ...   | 25           | 15       | 5      | 40            | ...       | ...        | 5       | 5        | ...     | 40         |        |  |
| Other fuel.....                            | 5                 | 45     | ...       | ...   | ...          | 10       | 10     | 275           | 5         | ...        | 5       | ...      | 20      | ...        | 40     |  |
| Not reported.....                          | 5                 | 35     | ...       | 15    | ...          | 10       | 10     | 225           | 5         | 10         | 30      | 5        | 20      | 10         | 80     |  |
| Not heated.....                            | 10                | 30     | 15        | 5     | ...          | 150      | 20     | 185           | 300       | 10         | ...     | 120      | 10      | 105        |        |  |
| <b>*COOKING FUEL</b>                       |                   |        |           |       |              |          |        |               |           |            |         |          |         |            |        |  |
| Number reporting.....                      | 3,165             | 10,470 | 5,090     | 3,800 | 2,975        | 11,960   | 6,255  | 77,360        | 5,810     | 6,540      | 4,135   | 3,555    | 7,205   | 4,970      | 57,970 |  |
| Coal.....                                  | 15                | 100    | 90        | 95    | 5            | 355      | 15     | 360           | 65        | 5          | 25      | ...      | 5       | 10         | 175    |  |
| Wood.....                                  | 90                | 160    | 35        | 40    | ...          | 220      | 10     | 695           | 115       | 25         | 35      | 20       | 10      | 15         | 180    |  |
| Utility gas.....                           | 3,005             | 9,630  | 4,840     | 3,520 | 2,720        | 10,995   | 5,985  | 73,585        | 5,475     | 6,415      | 4,005   | 3,485    | 7,005   | 4,825      | 55,310 |  |
| Bottled gas.....                           | 10                | 85     | 25        | 20    | 5            | 50       | 30     | 285           | 20        | 25         | 20      | 20       | 60      | 80         | 265    |  |
| Liquid fuel.....                           | 20                | 180    | 30        | 50    | ...          | 95       | 15     | 275           | 15        | 30         | ...     | 15       | 20      | ...        | 65     |  |
| Electricity.....                           | 35                | 260    | 60        | 55    | 245          | 185      | 190    | 1,655         | 70        | 30         | 45      | 15       | 100     | 25         | 1,860  |  |
| Other fuel.....                            | 5                 | 30     | 10        | ...   | ...          | 45       | ...    | 365           | ...       | ...        | 5       | ...      | 5       | 5          | 15     |  |
| None.....                                  | 25                | 25     | ...       | 20    | ...          | 15       | 10     | 140           | 50        | 10         | ...     | ...      | ...     | 10         | 100    |  |
| <b>*REFRIGERATION EQUIPMENT</b>            |                   |        |           |       |              |          |        |               |           |            |         |          |         |            |        |  |
| Number reporting.....                      | 3,170             | 10,570 | 5,175     | 3,860 | 2,875        | 11,840   | 6,410  | 77,620        | 5,725     | 6,510      | 4,110   | 3,580    | 7,230   | 4,810      | 57,710 |  |
| Mechanical.....                            | 2,160             | 8,535  | 3,905     | 3,025 | 2,845        | 8,505    | 5,820  | 65,405        | 4,280     | 5,290      | 2,985   | 2,840    | 5,875   | 4,080      | 48,845 |  |
| Percent with mechanical refrigeration..... | 68.1              | 80.7   | 75.5      | 78.4  | 99.0         | 71.8     | 90.8   | 84.3          | 74.8      | 81.3       | 72.6    | 79.3     | 81.3    | 84.8       | 84.6   |  |
| Ice.....                                   | 750               | 1,465  | 1,000     | 690   | 20           | 2,860    | 445    | 9,500         | 1,090     | 1,115      | 965     | 535      | 1,190   | 575        | 6,895  |  |
| Other or none.....                         | 260               | 570    | 270       | 145   | 10           | 475      | 145    | 2,715         | 395       | 105        | 160     | 205      | 165     | 155        | 1,970  |  |
| <b>*KITCHEN SINK</b>                       |                   |        |           |       |              |          |        |               |           |            |         |          |         |            |        |  |
| Number reporting.....                      | 3,180             | 10,470 | 5,085     | 3,795 | 2,980        | 11,980   | 6,270  | 77,500        | 5,810     | 6,565      | 4,145   | 3,565    | 7,115   | 4,955      | 58,035 |  |
| With kitchen sink.....                     | 2,440             | 8,830  | 4,355     | 3,385 | 2,980        | 10,100   | 6,130  | 69,960        | 4,525     | 6,140      | 3,055   | 3,235    | 6,430   | 4,665      | 53,165 |  |
| Percent with kitchen sink.....             | 76.7              | 84.3   | 85.6      | 89.2  | 100.0        | 84.3     | 97.8   | 90.3          | 77.9      | 93.5       | 73.7    | 90.7     | 90.4    | 94.1       | 91.6   |  |
| <b>*RADIO</b>                              |                   |        |           |       |              |          |        |               |           |            |         |          |         |            |        |  |
| Number reporting.....                      | 3,145             | 10,535 | 5,005     | 3,820 | 2,935        | 11,810   | 6,230  | 77,910        | 5,880     | 6,480      | 4,080   | 3,660    | 7,325   | 4,735      | 57,760 |  |
| With radio.....                            | 2,920             | 9,870  | 4,725     | 3,670 | 2,920        | 11,015   | 6,095  | 75,270        | 5,535     | 6,345      | 3,880   | 3,435    | 6,980   | 4,615      | 55,910 |  |
| Percent with radio.....                    | 92.8              | 93.7   | 94.4      | 96.1  | 99.5         | 93.3     | 97.8   | 96.6          | 94.1      | 97.9       | 95.1    | 93.9     | 95.3    | 97.5       | 96.8   |  |
| <b>*TELEVISION</b>                         |                   |        |           |       |              |          |        |               |           |            |         |          |         |            |        |  |
| Number reporting.....                      | 3,105             | 10,470 | 4,990     | 3,820 | 2,940        | 11,755   | 6,215  | 77,475        | 5,855     | 6,450      | 4,065   | 3,635    | 7,275   | 4,730      | 57,515 |  |
| With television.....                       | 80                | 105    | 25        | 15    | 225          | 190      | 285    | 4,580         | 120       | 80         | 200     | 50       | 230     | 115        | 2,775  |  |
| Percent with television.....               | 2.6               | 1.0    | 0.5       | 0.4   | 7.7          | 1.6      | 4.6    | 5.9           | 2.0       | 1.2        | 4.9     | 1.4      | 3.2     | 2.4        | 4.8    |  |



Table 21.—FINANCIAL CHARACTERISTICS OF URBAN AND RURAL-NONFARM DWELLING UNITS, FOR STANDARD METROPOLITAN AREAS AND CONSTITUENT COUNTIES, URBANIZED AREAS, AND URBAN PLACES OF 10,000 OR MORE: 1950

[Median not shown where base is less than 100]

| Subject  | Standard metropolitan areas |              | Urbanized areas |        | Urban places |         |              |           |        |        |         |        |         |
|--|-----------------------------|--------------|-----------------|--------|--------------|---------|--------------|-----------|--------|--------|---------|--------|---------|
|  | Oklahoma City               | Tulsa        | Oklahoma City   | Tulsa  | Ada          | Ardmore | Bartlesville | Chickasha | Duncan | Durant | El Reno | Enid   | Guthrie |
|  | Oklahoma County             | Tulsa County | Oklahoma City   | Tulsa  | Ada          | Ardmore | Bartlesville | Chickasha | Duncan | Durant | El Reno | Enid   | Guthrie |
| Total dwelling units.....  | 105,112                     | 78,296       | 92,377          | 67,844 | 5,361        | 6,082   | 6,428        | 5,320     | 5,171  | 3,442  | 3,836   | 12,146 | 3,453   |
| <b>CONTRACT MONTHLY RENT</b>   |                             |              |                 |        |              |         |              |           |        |        |         |        |         |
| Renter-occupied dwelling units.....  | 41,325                      | 29,979       | 37,010          | 27,302 | 2,334        | 2,301   | 2,317        | 1,936     | 1,848  | 1,477  | 1,401   | 4,298  | 1,235   |
| Less than \$10.....  | 633                         | 517          | 364             | 312    | 69           | 103     | 14           | 152       | 17     | 24     | 47      | 42     | 49      |
| \$10 to \$14.....  | 1,225                       | 1,275        | 899             | 1,026  | 177          | 189     | 90           | 191       | 43     | 103    | 77      | 102    | 104     |
| \$15 to \$19.....  | 1,904                       | 1,833        | 1,533           | 1,580  | 155          | 188     | 87           | 152       | 79     | 145    | 134     | 133    | 133     |
| \$20 to \$24.....  | 3,095                       | 2,543        | 2,824           | 2,252  | 190          | 199     | 127          | 183       | 108    | 259    | 124     | 265    | 105     |
| \$25 to \$29.....  | 3,636                       | 3,225        | 3,255           | 2,620  | 204          | 170     | 174          | 185       | 120    | 155    | 200     | 391    | 141     |
| \$30 to \$34.....  | 4,554                       | 3,277        | 3,981           | 2,984  | 249          | 202     | 199          | 198       | 192    | 186    | 169     | 464    | 128     |
| \$35 to \$39.....  | 4,753                       | 3,350        | 4,163           | 3,155  | 332          | 197     | 267          | 188       | 195    | 140    | 159     | 346    | 163     |
| \$40 to \$49.....  | 6,874                       | 4,767        | 6,531           | 4,517  | 338          | 362     | 455          | 302       | 414    | 211    | 215     | 895    | 173     |
| \$50 to \$59.....  | 4,813                       | 2,963        | 4,739           | 2,819  | 173          | 218     | 317          | 138       | 269    | 116    | 113     | 593    | 86      |
| \$60 to \$74.....  | 3,999                       | 1,973        | 3,929           | 1,916  | 35           | 138     | 266          | 66        | 185    | 29     | 47      | 392    | 18      |
| \$75 to \$99.....  | 1,894                       | 1,363        | 1,835           | 1,724  | 9            | 67      | 91           | 11        | 45     | 4      | 5       | 336    | 5       |
| \$100 or more.....   | 373                         | 406          | 359             | 391    | 3            | 11      | 1            | 1         | 5      | ...    | 2       | 28     | ...     |
| Rent free or not reported.....   | 3,462                       | 2,805        | 2,598           | 2,006  | 220          | 259     | 219          | 169       | 176    | 105    | 109     | 311    | 130     |
| Median rent..... dollars.....  | 38.58                       | 36.35        | 39.79           | 37.47  | 32.11        | 33.76   | 41.50        | 30.02     | 41.48  | 29.50  | 31.39   | 42.30  | 30.30   |
| <b>Vacant nonseasonal not dilapidated dwelling units, for rent.....</b>      |                             |              |                 |        |              |         |              |           |        |        |         |        |         |
| Less than \$10.....  | 1,583                       | 917          | 1,479           | 827    | 114          | 80      | 49           | 67        | 95     | 109    | 77      | 146    | 78      |
| \$10 to \$19.....  | 10                          | 4            | 6               | 4      | ...          | 3       | 1            | 2         | ...    | 1      | 1       | 1      | ...     |
| \$20 to \$29.....  | 60                          | 44           | 45              | 30     | 2            | 2       | 1            | 2         | 4      | 8      | 16      | 4      | 3       |
| \$30 to \$39.....  | 205                         | 132          | 174             | 97     | 27           | 15      | 2            | 11        | 7      | 15     | 18      | 13     | 13      |
| \$40 to \$49.....  | 275                         | 188          | 243             | 144    | 46           | 15      | 7            | 14        | 25     | 32     | 19      | 17     | 16      |
| \$50 to \$59.....  | 215                         | 140          | 200             | 115    | 14           | 18      | 10           | 9         | 21     | 36     | 10      | 27     | 10      |
| \$60 to \$69.....  | 241                         | 103          | 237             | 101    | 5            | 4       | 9            | 6         | 14     | 6      | 5       | 18     | 7       |
| \$70 to \$74.....  | 166                         | 53           | 164             | 45     | 1            | 6       | 6            | ...       | 8      | 2      | 3       | 21     | 2       |
| \$75 to \$99.....  | 106                         | 92           | 105             | 133    | ...          | 5       | 6            | ...       | 2      | ...    | 1       | 25     | ...     |
| \$100 or more.....   | 33                          | 23           | 33              | 20     | 1            | 1       | ...          | ...       | ...    | ...    | ...     | 2      | ...     |
| Rent free or not reported.....   | 272                         | 138          | 272             | 138    | 18           | 11      | 7            | 23        | 14     | 9      | 4       | 18     | 27      |
| Median rent..... dollars.....  | 44.41                       | 41.04        | 46.28           | 45.54  | 33.15        | ...     | ...          | ...       | ...    | 36.77  | ...     | 50.61  | ...     |
| <b>GROSS MONTHLY RENT</b>  |                             |              |                 |        |              |         |              |           |        |        |         |        |         |
| Renter-occupied dwelling units.....  | 41,325                      | 29,979       | 37,010          | 27,302 | 2,334        | 2,301   | 2,317        | 1,936     | 1,848  | 1,477  | 1,401   | 4,298  | 1,235   |
| Less than \$10.....  | 426                         | 241          | 265             | 137    | 28           | 36      | 10           | 52        | 5      | 16     | 15      | 35     | 23      |
| \$10 to \$14.....  | 1,372                       | 725          | 869             | 577    | 107          | 118     | 71           | 152       | 18     | 43     | 41      | 78     | 60      |
| \$15 to \$19.....  | 1,795                       | 1,566        | 1,467           | 1,366  | 197          | 203     | 90           | 196       | 44     | 80     | 76      | 134    | 108     |
| \$20 to \$24.....  | 2,891                       | 2,710        | 2,632           | 2,472  | 235          | 220     | 152          | 206       | 104    | 226    | 214     | 296    | 176     |
| \$25 to \$29.....  | 3,558                       | 3,048        | 3,257           | 2,798  | 266          | 244     | 166          | 179       | 127    | 154    | 146     | 341    | 131     |
| \$30 to \$34.....  | 4,537                       | 3,468        | 3,926           | 3,177  | 316          | 246     | 209          | 168       | 186    | 176    | 167     | 474    | 141     |
| \$35 to \$39.....  | 3,979                       | 3,180        | 3,475           | 2,920  | 247          | 211     | 180          | 167       | 161    | 132    | 125     | 497    | 115     |
| \$40 to \$49.....  | 6,931                       | 4,872        | 6,492           | 4,552  | 351          | 316     | 422          | 276       | 393    | 239    | 227     | 748    | 185     |
| \$50 to \$59.....  | 4,698                       | 2,764        | 4,499           | 2,577  | 200          | 182     | 348          | 136       | 277    | 159    | 151     | 515    | 75      |
| \$60 to \$74.....  | 4,124                       | 1,998        | 4,001           | 1,876  | 84           | 146     | 275          | 90        | 239    | 109    | 103     | 427    | 55      |
| \$75 to \$99.....  | 2,232                       | 1,603        | 2,157           | 1,981  | 21           | 95      | 143          | 19        | 85     | 14     | 13      | 339    | 14      |
| \$100 or more.....   | 429                         | 444          | 417             | 434    | 4            | 13      | 19           | 3         | 11     | ...    | ...     | 35     | ...     |
| Rent free or not reported.....   | 4,553                       | 3,350        | 3,553           | 2,435  | 278          | 271     | 232          | 292       | 198    | 129    | 123     | 379    | 152     |
| Median rent..... dollars.....  | 39.54                       | 36.93        | 40.79           | 37.76  | 32.59        | 33.44   | 43.40        | 30.60     | 44.08  | 33.90  | 33.90   | 40.90  | 31.04   |
| <b>VALUE OF ONE-DWELLING-UNIT STRUCTURES</b>                                 |                             |              |                 |        |              |         |              |           |        |        |         |        |         |
| Owner-occupied dwelling units <sup>1</sup> .....                             | 49,212                      | 38,707       | 42,556          | 32,185 | 2,328        | 3,066   | 3,224        | 2,728     | 2,550  | 1,887  | 2,021   | 6,327  | 1,761   |
| Less than \$2,000.....   | 2,397                       | 2,469        | 1,461           | 1,328  | 263          | 518     | 196          | 442       | 240    | 297    | 152     | 287    | 388     |
| \$2,000 to \$2,999.....  | 1,755                       | 2,065        | 1,276           | 1,337  | 204          | 282     | 148          | 222       | 214    | 222    | 162     | 303    | 208     |
| \$3,000 to \$3,999.....  | 2,489                       | 2,501        | 1,837           | 1,837  | 241          | 329     | 194          | 272       | 245    | 207    | 236     | 404    | 215     |
| \$4,000 to \$4,999.....  | 2,999                       | 2,555        | 2,485           | 1,943  | 235          | 279     | 202          | 252       | 219    | 156    | 207     | 526    | 207     |
| \$5,000 to \$5,999.....  | 3,795                       | 2,890        | 3,285           | 2,365  | 287          | 312     | 197          | 279       | 242    | 137    | 249     | 647    | 157     |
| \$6,000 to \$7,499.....  | 9,608                       | 6,920        | 8,680           | 6,043  | 389          | 450     | 416          | 520       | 577    | 232    | 386     | 1,338  | 211     |
| \$7,500 to \$9,999.....  | 11,727                      | 7,636        | 10,853          | 6,961  | 301          | 424     | 725          | 323       | 396    | 154    | 335     | 1,556  | 135     |
| \$10,000 to \$14,999.....  | 7,904                       | 6,799        | 7,434           | 6,269  | 214          | 263     | 717          | 208       | 267    | 98     | 182     | 804    | 98      |
| \$15,000 to \$19,999.....  | 2,343                       | 2,110        | 2,481           | 1,947  | 66           | 97      | 223          | 51        | 57     | 25     | 40      | 231    | 23      |
| \$20,000 or more.....  | 1,877                       | 1,626        | 1,707           | 1,479  | 69           | 75      | 149          | 41        | 53     | 16     | 33      | 127    | 35      |
| Not reported.....  | 2,318                       | 1,136        | 1,243           | 656    | 59           | 37      | 57           | 91        | 40     | 43     | 39      | 104    | 84      |
| Median value..... dollars.....   | 7,536                       | 7,317        | 7,800           | 7,770  | 5,617        | 5,291   | 8,245        | 5,321     | 6,197  | 4,245  | 5,890   | 7,009  | 4,083   |
| <b>Vacant nonseasonal not dilapidated dwelling units, for sale only.....</b> |                             |              |                 |        |              |         |              |           |        |        |         |        |         |
| Less than \$3,000.....   | 18                          | 33           | 15              | 23     | 5            | 3       | 2            | 3         | 6      | ...    | ...     | 3      | ...     |
| \$3,000 to \$3,999.....  | 14                          | 9            | 11              | 4      | 2            | 1       | 1            | ...       | 5      | 1      | ...     | ...    | 1       |
| \$4,000 to \$4,999.....  | 39                          | 23           | 33              | 13     | 5            | 5       | 1            | 3         | 3      | 2      | 1       | 2      | ...     |
| \$5,000 to \$7,499.....  | 376                         | 270          | 309             | 172    | 14           | 11      | 6            | 17        | 25     | 2      | 9       | 13     | ...     |
| \$7,500 to \$9,999.....  | 719                         | 281          | 573             | 180    | 15           | 1       | 14           | 8         | 9      | 3      | 6       | 45     | ...     |
| \$10,000 to \$14,999.....  | 277                         | 42           | 275             | 40     | 5            | 2       | 7            | 1         | 8      | ...    | ...     | 8      | ...     |
| \$15,000 or more.....  | 42                          | 36           | 37              | 30     | 2            | 1       | 1            | 1         | 2      | ...    | ...     | 1      | ...     |
| Not reported.....  | 191                         | 31           | 181             | 31     | 11           | 4       | 3            | 6         | 8      | ...    | ...     | 39     | 4       |
| Median value..... dollars.....   | 8,477                       | 7,557        | 8,578           | 7,714  | ...          | ...     | ...          | ...       | ...    | ...    | ...     | 8,450  | ...     |
| <b>MORTGAGE STATUS</b>   |                             |              |                 |        |              |         |              |           |        |        |         |        |         |
| Owner-occupied dwelling units <sup>1</sup> .....                             | 56,083                      | 43,703       | 49,036          | 36,793 | 2,665        | 3,442   | 3,748        | 2,962     | 2,936  | 1,729  | 2,191   | 7,047  | 1,880   |
| Mortgaged.....   | 34,310                      | 23,814       | 31,138          | 20,787 | 1,050        | 1,242   | 1,913        | 1,099     | 1,468  | 525    | 877     | 3,366  | 523     |
| Not mortgaged.....   | 19,656                      | 16,665       | 16,906          | 15,242 | 1,550        | 2,147   | 1,756        | 1,772     | 1,427  | 1,163  | 1,273   | 3,537  | 1,279   |
| Not reported.....  | 2,117                       | 1,223        | 2,092           | 764    | 65           | 53      | 79           | 91        | 41     | 41     | 41      | 144    | 78      |

<sup>1</sup> Restricted to 1-dwelling-unit properties.

<sup>2</sup> Restricted to units in 1- to 4-dwelling-unit structures without business.

HOUSING—GENERAL CHARACTERISTICS

Table 21.—FINANCIAL CHARACTERISTICS OF URBAN AND RURAL-NONFARM DWELLING UNITS, FOR STANDARD METROPOLITAN AREAS AND CONSTITUENT COUNTIES, URBANIZED AREAS, AND URBAN PLACES OF 10,000 OR MORE: 1950—Con.

[Median not shown where base is less than 100]

| Subject  | Urban places—Con. |           |       |              |          |        |               |           |            |         |          |         |            |        |
|--|-------------------|-----------|-------|--------------|----------|--------|---------------|-----------|------------|---------|----------|---------|------------|--------|
|  | Lawton            | McAlester | Miami | Midwest City | Muskogee | Norman | Oklahoma City | Oklmulgee | Ponca City | Sapulpa | Seminole | Shawnee | Stillwater | Tulsa  |
| Total dwelling units.....  | 11,354            | 5,649     | 4,145 | 3,166        | 12,739   | 6,738  | 83,047        | 6,085     | 6,964      | 4,344   | 3,874    | 7,831   | 5,109      | 60,659 |
| <b>CONTRACT MONTHLY RENT</b>   |                   |           |       |              |          |        |               |           |            |         |          |         |            |        |
| Renter-occupied dwelling units.....  | 5,124             | 2,039     | 1,354 | 824          | 4,836    | 3,055  | 34,866        | 2,326     | 2,646      | 1,444   | 1,814    | 2,775   | 2,522      | 24,701 |
| Less than \$10.....  | 41                | 81        | 28    | 2            | 297      | 11     | 325           | 174       | 23         | 51      | 128      | 57      | 14         | 189    |
| \$10 to \$14.....  | 145               | 234       | 81    | ...          | 371      | 36     | 861           | 155       | 60         | 105     | 123      | 148     | 38         | 854    |
| \$15 to \$19.....  | 183               | 170       | 105   | ...          | 338      | 66     | 1,479         | 133       | 106        | 126     | 141      | 172     | 78         | 1,356  |
| \$20 to \$24.....  | 331               | 249       | 155   | ...          | 393      | 111    | 2,701         | 200       | 156        | 180     | 161      | 309     | 116        | 1,977  |
| \$25 to \$29.....  | 404               | 272       | 168   | ...          | 487      | 209    | 3,102         | 271       | 213        | 178     | 196      | 346     | 164        | 2,392  |
| \$30 to \$34.....  | 445               | 314       | 169   | 3            | 483      | 253    | 3,814         | 273       | 265        | 236     | 229      | 390     | 214        | 2,775  |
| \$35 to \$39.....  | 618               | 260       | 153   | 3            | 495      | 627    | 4,005         | 250       | 350        | 149     | 265      | 348     | 314        | 2,981  |
| \$40 to \$49.....  | 934               | 206       | 213   | 9            | 786      | 832    | 6,350         | 373       | 630        | 137     | 250      | 432     | 667        | 4,320  |
| \$50 to \$59.....  | 707               | 58        | 98    | 171          | 537      | 431    | 4,463         | 200       | 370        | 70      | 116      | 199     | 433        | 2,686  |
| \$60 to \$74.....  | 486               | 28        | 23    | 489          | 190      | 289    | 3,341         | 83        | 195        | 24      | 37       | 64      | 250        | 1,780  |
| \$75 to \$99.....  | 425               | 4         | 5     | 99           | 44       | 78     | 1,711         | 12        | 103        | 8       | 9        | 23      | 108        | 1,269  |
| \$100 or more.....   | 82                | 1         | 8     | 8            | 9        | 7      | 339           | 4         | 18         | ...     | ...      | 3       | 2          | 380    |
| Rent free or not reported.....   | 323               | 162       | 155   | 40           | 406      | 105    | 2,375         | 198       | 157        | 180     | 159      | 284     | 124        | 1,740  |
| Median rent.....dollars.....   | 42.00             | 28.26     | 31.35 | 65.76        | 32.91    | 41.45  | 39.45         | 31.90     | 40.63      | 29.28   | 31.21    | 32.24   | 43.41      | 37.75  |
| <b>Vacant nonseasonal not dilapidated dwelling units, for rent.....</b>      |                   |           |       |              |          |        |               |           |            |         |          |         |            |        |
| Less than \$10.....  | ...               | 12        | 1     | ...          | 1        | ...    | 6             | 1         | ...        | 4       | 2        | 2       | ...        | 3      |
| \$10 to \$14.....  | 12                | 31        | 10    | ...          | 25       | 7      | 44            | 2         | 5          | 14      | 9        | 19      | 1          | 24     |
| \$20 to \$29.....  | 42                | 75        | 27    | ...          | 88       | 25     | 167           | 13        | 29         | 19      | 48       | 41      | 12         | 89     |
| \$30 to \$39.....  | 41                | 103       | 30    | ...          | 65       | 113    | 236           | 22        | 53         | 32      | 51       | 42      | 15         | 125    |
| \$40 to \$49.....  | 42                | 7         | 43    | ...          | 45       | 26     | 193           | 13        | 53         | 7       | 27       | 27      | 24         | 94     |
| \$50 to \$59.....  | 20                | 7         | 9     | 12           | 20       | 16     | 217           | 9         | 19         | 8       | 10       | 12      | 12         | 91     |
| \$60 to \$74.....  | 15                | 2         | 2     | 13           | 14       | 17     | 147           | 2         | 12         | 1       | 4        | 4       | 23         | 38     |
| \$75 to \$99.....  | 10                | 7         | ...   | 2            | 4        | 1      | 102           | ...       | 5          | ...     | ...      | 1       | 6          | 79     |
| \$100 or more.....   | 1                 | 2         | 3     | 1            | 3        | 1      | 32            | ...       | ...        | ...     | ...      | 1       | 2          | 18     |
| Rent free or not reported.....   | 101               | 20        | 12    | 23           | 37       | 16     | 232           | 18        | 4          | 1       | 8        | 22      | 1          | 112    |
| Median rent.....dollars.....   | 38.88             | 29.92     | 36.75 | ...          | 32.14    | 37.38  | 45.67         | ...       | 39.69      | ...     | 31.93    | 32.63   | ...        | 43.70  |
| <b>GROSS MONTHLY RENT</b>  |                   |           |       |              |          |        |               |           |            |         |          |         |            |        |
| Renter-occupied dwelling units.....  | 5,124             | 2,039     | 1,354 | 824          | 4,836    | 3,055  | 34,866        | 2,326     | 2,646      | 1,444   | 1,814    | 2,775   | 2,522      | 24,701 |
| Less than \$10.....  | 36                | 56        | 48    | ...          | 92       | 5      | 254           | 44        | 11         | 35      | 52       | 38      | 11         | 104    |
| \$10 to \$14.....  | 147               | 170       | 45    | 1            | 314      | 30     | 832           | 106       | 33         | 108     | 126      | 116     | 39         | 487    |
| \$15 to \$19.....  | 257               | 211       | 82    | 2            | 386      | 77     | 1,400         | 150       | 108        | 114     | 116      | 211     | 75         | 1,194  |
| \$20 to \$24.....  | 498               | 264       | 133   | ...          | 496      | 136    | 2,520         | 235       | 123        | 182     | 185      | 276     | 145        | 2,190  |
| \$25 to \$29.....  | 527               | 258       | 153   | ...          | 492      | 207    | 3,120         | 228       | 199        | 145     | 188      | 325     | 155        | 2,555  |
| \$30 to \$34.....  | 514               | 293       | 149   | 6            | 518      | 319    | 3,766         | 247       | 253        | 165     | 207      | 402     | 226        | 2,933  |
| \$35 to \$39.....  | 428               | 247       | 146   | ...          | 425      | 512    | 3,345         | 210       | 270        | 162     | 185      | 319     | 241        | 2,753  |
| \$40 to \$49.....  | 777               | 196       | 173   | 4            | 766      | 766    | 6,325         | 411       | 557        | 193     | 319      | 382     | 666        | 4,315  |
| \$50 to \$59.....  | 585               | 91        | 123   | 79           | 454      | 347    | 4,320         | 243       | 376        | 76      | 154      | 207     | 384        | 2,419  |
| \$60 to \$74.....  | 511               | 43        | 89    | 403          | 321      | 323    | 3,473         | 155       | 343        | 62      | 87       | 137     | 279        | 1,769  |
| \$75 to \$99.....  | 293               | 13        | 11    | 197          | 111      | 151    | 1,911         | 42        | 149        | 17      | 25       | 43      | 152        | 1,459  |
| \$100 or more.....   | 116               | 3         | 1     | 21           | 10       | 14     | 381           | 6         | 42         | ...     | 2        | 4       | 4          | 418    |
| Rent free or not reported.....   | 435               | 194       | 201   | 111          | 451      | 168    | 3,219         | 249       | 182        | 185     | 168      | 315     | 145        | 2,105  |
| Median rent.....dollars.....   | 38.77             | 28.79     | 33.38 | 69.34        | 33.48    | 41.56  | 40.43         | 35.18     | 43.72      | 30.88   | 33.27    | 32.78   | 43.95      | 37.83  |
| <b>VALUE OF ONE-DWELLING-UNIT STRUCTURES</b>                                 |                   |           |       |              |          |        |               |           |            |         |          |         |            |        |
| Owner-occupied dwelling units <sup>1</sup> .....                             | 4,474             | 2,701     | 2,266 | 2,085        | 6,400    | 2,788  | 36,286        | 3,120     | 3,322      | 2,429   | 1,579    | 3,960   | 1,992      | 28,538 |
| Less than \$2,000.....   | 537               | 519       | 256   | 3            | 1,016    | 58     | 1,255         | 871       | 108        | 634     | 432      | 408     | 67         | 939    |
| \$2,000 to \$2,999.....  | 224               | 334       | 169   | ...          | 528      | 118    | 1,167         | 127       | 274        | 188     | 188      | 377     | 61         | 1,041  |
| \$3,000 to \$3,999.....  | 261               | 388       | 236   | ...          | 603      | 146    | 1,806         | 404       | 158        | 306     | 194      | 427     | 112        | 1,494  |
| \$4,000 to \$4,999.....  | 300               | 294       | 263   | ...          | 585      | 214    | 2,290         | 397       | 227        | 308     | 162      | 458     | 121        | 1,632  |
| \$5,000 to \$5,999.....  | 290               | 258       | 243   | 12           | 777      | 262    | 3,106         | 299       | 273        | 296     | 142      | 550     | 131        | 2,013  |
| \$6,000 to \$7,499.....  | 815               | 380       | 542   | 478          | 1,399    | 623    | 7,170         | 365       | 659        | 283     | 174      | 723     | 302        | 3,100  |
| \$7,500 to \$9,999.....  | 1,098             | 293       | 259   | 1,397        | 767      | 615    | 8,422         | 207       | 885        | 172     | 162      | 469     | 493        | 6,432  |
| \$10,000 to \$14,999.....  | 602               | 154       | 156   | 146          | 405      | 444    | 6,770         | 129       | 512        | 98      | 74       | 267     | 411        | 5,982  |
| \$15,000 to \$19,999.....  | 132               | 36        | 51    | 9            | 111      | 142    | 1,913         | 25        | 186        | 17      | 25       | 86      | 163        | 1,892  |
| \$20,000 or more.....  | 87                | 19        | 47    | 6            | 97       | 95     | 1,264         | 29        | 128        | 12      | 10       | 79      | 86         | 1,452  |
| Not reported.....  | 128               | 26        | 44    | 34           | 112      | 71     | 1,123         | 57        | 59         | 29      | 16       | 116     | 45         | 561    |
| Median value.....dollars.....  | 6,982             | 4,278     | 5,720 | 8,403        | 5,480    | 7,299  | 7,684         | 3,751     | 7,675      | 3,904   | 3,782    | 5,408   | 8,360      | 8,138  |
| <b>Vacant nonseasonal not dilapidated dwelling units, for sale only.....</b> |                   |           |       |              |          |        |               |           |            |         |          |         |            |        |
| Less than \$3,000.....   | 7                 | 8         | 5     | ...          | 9        | ...    | 14            | 3         | 1          | 5       | 7        | 8       | 2          | 14     |
| \$3,000 to \$3,999.....  | 1                 | 4         | 5     | ...          | 2        | ...    | 9             | 3         | 1          | ...     | 2        | 6       | 1          | 4      |
| \$4,000 to \$4,999.....  | 1                 | 1         | 4     | ...          | 6        | 3      | 32            | 5         | 3          | 3       | 2        | 2       | 2          | 9      |
| \$5,000 to \$7,499.....  | 21                | 3         | 36    | 12           | 62       | 12     | 230           | 6         | 41         | 7       | 3        | 26      | 12         | 121    |
| \$7,500 to \$9,999.....  | 27                | 1         | 8     | 48           | 9        | 14     | 475           | 5         | 17         | 5       | 11       | 25      | 27         | 165    |
| \$10,000 to \$14,999.....  | 7                 | ...       | 1     | 2            | 1        | 4      | 271           | 1         | 4          | ...     | 4        | 5       | 5          | 36     |
| \$15,000 or more.....  | 6                 | ...       | 2     | ...          | 2        | 5      | 32            | ...       | 9          | ...     | 1        | ...     | 2          | 33     |
| Not reported.....  | 8                 | 2         | 1     | 14           | 18       | 2      | 140           | 5         | 3          | ...     | 3        | 9       | 4          | 28     |
| Median value.....dollars.....  | ...               | ...       | ...   | ...          | 6,484    | ...    | 8,747         | ...       | ...        | ...     | ...      | ...     | ...        | 8,079  |
| <b>MORTGAGE STATUS</b>   |                   |           |       |              |          |        |               |           |            |         |          |         |            |        |
| Owner-occupied dwelling units <sup>2</sup> .....                             | 5,380             | 2,999     | 2,400 | 2,117        | 7,006    | 3,177  | 42,543        | 3,343     | 3,789      | 2,602   | 1,705    | 4,449   | 2,275      | 32,787 |
| Mortgaged.....   | 2,963             | 950       | 1,091 | 2,075        | 2,952    | 1,651  | 25,788        | 982       | 2,145      | 671     | 448      | 1,726   | 1,107      | 18,572 |
| Not mortgaged.....   | 2,270             | 2,009     | 1,271 | 20           | 3,885    | 1,469  | 15,763        | 2,299     | 1,591      | 1,897   | 1,282    | 2,581   | 1,108      | 13,563 |
| Not reported.....  | 147               | 40        | 38    | 22           | 169      | 57     | 992           | 62        | 53         | 34      | 37       | 142     | 60         | 652    |

<sup>1</sup> Restricted to 1-dwelling-unit properties.

<sup>2</sup> Restricted to units in 1- to 4-dwelling-unit structures without business.

Table 21a.—CHARACTERISTICS OF DWELLING UNITS OCCUPIED BY NONWHITE PERSONS, FOR SELECTED STANDARD METROPOLITAN AREAS AND CONSTITUENT COUNTIES, URBANIZED AREAS, AND URBAN PLACES OF 10,000 OR MORE: 1950

[Places shown are those with 250 or more nonwhite households. Median not shown where base is less than 100]

| Subject   | Standard metropolitan areas |              | Urbanized areas |       | Urban places |              |           |         |       |  |
|---|-----------------------------|--------------|-----------------|-------|--------------|--------------|-----------|---------|-------|--|
|   | Oklahoma City               | Tulsa        | Oklahoma City   | Tulsa | Ardmore      | Bartlesville | Chickasha | El Reno | Enid  |  |
|   | Oklahoma County             | Tulsa County |                 |       |              |              |           |         |       |  |
| Total dwelling units.....                               | 7,966                       | 6,526        | 6,598           | 5,711 | 733          | 374          | 526       | 282     | 395   |  |
| WATER SUPPLY  |                             |              |                 |       |              |              |           |         |       |  |
| Hot and cold piped running water inside structure.....  | 4,689                       | 3,331        | 4,551           | 3,140 | 235          | 117          | 148       | 74      | 151   |  |
| Only cold piped running water inside structure.....     | 1,132                       | 1,253        | 1,064           | 1,182 | 204          | 65           | 154       | 90      | 91    |  |
| Piped running water outside structure.....              | 660                         | 890          | 647             | 838   | 199          | 142          | 86        | 102     | 77    |  |
| No piped running water.....                             | 1,369                       | 993          | 231             | 510   | 94           | 43           | 129       | 14      | 70    |  |
| Not reported.....                                       | 116                         | 59           | 105             | 41    | 1            | 7            | 9         | 2       | 6     |  |
| TOILET FACILITIES                                       |                             |              |                 |       |              |              |           |         |       |  |
| Flush toilet inside structure, exclusive use.....       | 4,627                       | 3,465        | 4,484           | 3,276 | 307          | 127          | 176       | 103     | 147   |  |
| Flush toilet inside structure, shared.....              | 684                         | 474          | 683             | 470   | 16           | 2            | 5         | 7       | 22    |  |
| Other toilet facilities (including privy).....          | 2,449                       | 2,423        | 1,273           | 1,835 | 402          | 231          | 331       | 156     | 213   |  |
| No toilet.....  | 93                          | 110          | 55              | 88    | 8            | 8            | 5         | 14      | 7     |  |
| Not reported.....                                       | 113                         | 54           | 103             | 42    | ...          | 6            | 9         | 2       | 6     |  |
| CONDITION AND PLUMBING FACILITIES                       |                             |              |                 |       |              |              |           |         |       |  |
| Not dilapidated:  |                             |              |                 |       |              |              |           |         |       |  |
| With priv. toilet and bath, and hot running water.....  | 3,688                       | 2,622        | 3,566           | 2,452 | 154          | 95           | 135       | 59      | 112   |  |
| With private toilet and bath, and only cold water.....  | 136                         | 83           | 129             | 76    | 20           | 4            | 7         | 14      | 5     |  |
| With running water, lacking private toilet or bath..... | 1,135                       | 1,153        | 1,075           | 1,099 | 135          | 29           | 118       | 59      | 101   |  |
| No running water.....                                   | 1,038                       | 939          | 388             | 634   | 95           | 46           | 171       | 66      | 95    |  |
| Dilapidated:  |                             |              |                 |       |              |              |           |         |       |  |
| With priv. toilet and bath, and hot running water.....  | 173                         | 118          | 171             | 112   | 14           | 13           | ...       | 2       | ...   |  |
| Lacking hot water, private toilet or bath.....          | 1,456                       | 1,398        | 951             | 1,173 | 295          | 175          | 76        | 74      | 55    |  |
| Condition or plumbing facilities not reported.....      | 340                         | 213          | 318             | 165   | 20           | 12           | 19        | 8       | 27    |  |
| NUMBER OF PERSONS                                       |                             |              |                 |       |              |              |           |         |       |  |
| 1 person.....   | 1,092                       | 978          | 901             | 889   | 151          | 69           | 118       | 50      | 65    |  |
| 2 persons.....  | 2,472                       | 2,040        | 2,021           | 1,786 | 218          | 110          | 159       | 84      | 105   |  |
| 3 persons.....  | 1,503                       | 1,262        | 1,294           | 1,126 | 134          | 71           | 86        | 45      | 70    |  |
| 4 persons.....  | 1,156                       | 879          | 997             | 778   | 84           | 50           | 44        | 37      | 50    |  |
| 5 persons.....  | 743                         | 563          | 616             | 495   | 56           | 28           | 40        | 26      | 38    |  |
| 6 persons.....  | 382                         | 311          | 308             | 259   | 30           | 22           | 26        | 15      | 21    |  |
| 7 persons or more.....                                  | 618                         | 493          | 461             | 378   | 60           | 24           | 53        | 25      | 46    |  |
| Median number of persons.....                           | 2.8                         | 2.7          | 2.8             | 2.7   | 2.5          | 2.6          | 2.4       | 2.7     | 2.9   |  |
| PERSONS PER ROOM  |                             |              |                 |       |              |              |           |         |       |  |
| 1.00 or less.....                                       | 5,565                       | 4,751        | 4,629           | 4,242 | 587          | 279          | 314       | 211     | 266   |  |
| 1.01 to 1.50.....                                       | 998                         | 819          | 840             | 713   | 67           | 35           | 121       | 27      | 36    |  |
| 1.51 or more.....                                       | 1,200                       | 857          | 957             | 670   | 77           | 50           | 79        | 42      | 54    |  |
| Not reported.....                                       | 203                         | 99           | 172             | 86    | 2            | 10           | 12        | 2       | 19    |  |
| Urban and rural-nonfarm dwelling units.....             | 7,781                       | 6,374        | 6,537           | 5,502 | 733          | 374          | 526       | 282     | 395   |  |
| CONTRACT MONTHLY RENT                                   |                             |              |                 |       |              |              |           |         |       |  |
| Renter-occupied units.....                              | 4,582                       | 3,231        | 4,303           | 3,035 | 304          | 175          | 186       | 119     | 142   |  |
| Less than \$10.....                                     | 115                         | 153          | 56              | 141   | 58           | 7            | 81        | 38      | 13    |  |
| \$10 to \$14.....                                       | 312                         | 574          | 239             | 546   | 75           | 39           | 56        | 20      | 10    |  |
| \$15 to \$19.....                                       | 433                         | 628          | 402             | 610   | 48           | 37           | 18        | 16      | 23    |  |
| \$20 to \$29.....                                       | 1,426                       | 896          | 1,400           | 857   | 38           | 40           | 7         | 23      | 52    |  |
| \$30 to \$39.....                                       | 1,131                       | 429          | 1,123           | 405   | 13           | 12           | 1         | 3       | 13    |  |
| \$40 to \$49.....                                       | 429                         | 105          | 427             | 103   | 8            | 6            | 3         | ...     | 8     |  |
| \$50 to \$74.....                                       | 231                         | 58           | 231             | 58    | 5            | 4            | 1         | 2       | 5     |  |
| \$75 or more.....                                       | 18                          | 12           | 18              | 9     | 1            | 1            | ...       | ...     | 1     |  |
| Rent free or not reported.....                          | 487                         | 376          | 407             | 306   | 58           | 29           | 19        | 17      | 17    |  |
| Median rent..... dollars                                | 27.78                       | 20.17        | 28.41           | 20.15 | 13.83        | 18.15        | 9.72      | 12.75   | 21.67 |  |
| GROSS MONTHLY RENT                                      |                             |              |                 |       |              |              |           |         |       |  |
| Renter-occupied units.....                              | 4,582                       | 3,231        | 4,303           | 3,035 | 304          | 175          | 186       | 119     | 142   |  |
| Less than \$10.....                                     | 88                          | 67           | 46              | 61    | 12           | 3            | 22        | 14      | 4     |  |
| \$10 to \$14.....                                       | 194                         | 169          | 135             | 156   | 43           | 19           | 38        | 24      | 8     |  |
| \$15 to \$19.....                                       | 322                         | 423          | 281             | 409   | 66           | 25           | 34        | 22      | 13    |  |
| \$20 to \$29.....                                       | 1,106                       | 1,155        | 1,066           | 1,119 | 77           | 62           | 20        | 12      | 54    |  |
| \$30 to \$39.....                                       | 1,122                       | 655          | 1,110           | 628   | 28           | 17           | 5         | 4       | 23    |  |
| \$40 to \$49.....                                       | 748                         | 221          | 743             | 208   | 14           | 11           | 1         | 1       | 9     |  |
| \$50 to \$74.....                                       | 369                         | 95           | 369             | 94    | 3            | 7            | 1         | 1       | 6     |  |
| \$75 or more.....                                       | 24                          | 16           | 24              | 13    | 1            | 1            | ...       | ...     | 2     |  |
| Rent free or not reported.....                          | 609                         | 430          | 529             | 350   | 60           | 30           | 65        | 41      | 23    |  |
| Median rent..... dollars                                | 31.60                       | 25.61        | 32.25           | 25.55 | 19.61        | 22.77        | 14.57     | 14.73   | 25.89 |  |
| VALUE OF ONE-DWELLING-UNIT STRUCTURES                   |                             |              |                 |       |              |              |           |         |       |  |
| Owner-occupied units <sup>1</sup> .....                 | 2,655                       | 2,591        | 1,801           | 2,141 | 400          | 154          | 327       | 150     | 226   |  |
| Less than \$2,000.....                                  | 728                         | 616          | 222             | 412   | 244          | 68           | 176       | 72      | 48    |  |
| \$2,000 to \$2,999.....                                 | 278                         | 399          | 173             | 342   | 73           | 27           | 57        | 32      | 57    |  |
| \$3,000 to \$3,999.....                                 | 224                         | 281          | 180             | 388   | 41           | 17           | 38        | 30      | 35    |  |
| \$4,000 to \$4,999.....                                 | 189                         | 394          | 163             | 278   | 18           | 18           | 21        | 2       | 30    |  |
| \$5,000 to \$9,999.....                                 | 948                         | 700          | 887             | 583   | 16           | 18           | 8         | 7       | 41    |  |
| \$10,000 or more.....                                   | 96                          | 83           | 86              | 80    | 5            | 2            | 1         | ...     | 13    |  |
| Not reported.....                                       | 192                         | 118          | 90              | 88    | 3            | 4            | 26        | 7       | 7     |  |
| Median value..... dollars                               | 3,958                       | 3,531        | 5,487           | 3,711 | 1,577        | 2,209        | 1,660     | 1,936   | 2,993 |  |

<sup>1</sup> Restricted to 1-dwelling-unit properties.

Table 21a.—CHARACTERISTICS OF DWELLING UNITS OCCUPIED BY NONWHITE PERSONS, FOR SELECTED STANDARD METROPOLITAN AREAS AND CONSTITUENT COUNTIES, URBANIZED AREAS, AND URBAN PLACES OF 10,000 OR MORE: 1950—Con.

[Places shown are those with 250 or more nonwhite households. Median not shown where base is less than 100]

| Subject   | Urban places--Con. |        |           |          |               |           |            |         |         |       |
|---|--------------------|--------|-----------|----------|---------------|-----------|------------|---------|---------|-------|
|   | Guthrie            | Lawton | McAlester | Muskogee | Oklahoma City | Oklmulgee | Ponca City | Sapulpa | Shawnee | Tulsa |
| Total dwelling units.....                               | 628                | 1,036  | 605       | 2,498    | 6,526         | 1,213     | 285        | 495     | 345     | 5,285 |
| WATER SUPPLY  |                    |        |           |          |               |           |            |         |         |       |
| Hot and cold piped running water inside structure.....  | 199                | 341    | 172       | 917      | 4,484         | 311       | 136        | 129     | 140     | 3,070 |
| Only cold piped running water inside structure.....     | 85                 | 177    | 156       | 505      | 1,063         | 268       | 40         | 125     | 85      | 1,137 |
| Piped running water outside structure.....              | 135                | 265    | 138       | 657      | 647           | 362       | 81         | 105     | 37      | 824   |
| No piped running water.....                             | 201                | 235    | 139       | 397      | 227           | 265       | 28         | 133     | 52      | 217   |
| Not reported.....                                       | 8                  | 18     | ...       | 22       | 105           | 7         | ...        | 3       | 31      | 37    |
| TOILET FACILITIES                                       |                    |        |           |          |               |           |            |         |         |       |
| Flush toilet inside structure, exclusive use.....       | 211                | 328    | 239       | 1,057    | 4,417         | 377       | 125        | 91      | 158     | 3,194 |
| Flush toilet inside structure, shared.....              | 7                  | 59     | 11        | 97       | 683           | 46        | 17         | 48      | 33      | 462   |
| Other toilet facilities (including privy).....          | 358                | 587    | 338       | 1,270    | 1,268         | 761       | 139        | 350     | 141     | 1,503 |
| No toilet.....  | 43                 | 37     | 17        | 53       | 55            | 24        | 3          | 2       | 7       | 88    |
| Not reported.....                                       | 9                  | 25     | ...       | 21       | 103           | 5         | 1          | 4       | 6       | 38    |
| CONDITION AND PLUMBING FACILITIES                       |                    |        |           |          |               |           |            |         |         |       |
| Not dilapidated:  |                    |        |           |          |               |           |            |         |         |       |
| With priv. toilet and bath, and hot running water.....  | 156                | 223    | 140       | 707      | 3,501         | 224       | 104        | 77      | 98      | 2,393 |
| With private toilet and bath, and only cold water.....  | 2                  | 6      | 24        | 66       | 129           | 27        | 2          | 7       | 12      | 75    |
| With running water, lacking private toilet or bath..... | 44                 | 169    | 91        | 456      | 1,073         | 237       | 60         | 141     | 70      | 1,064 |
| No running water.....                                   | 89                 | 325    | 85        | 715      | 387           | 370       | 93         | 184     | 46      | 473   |
| Dilapidated:  |                    |        |           |          |               |           |            |         |         |       |
| With priv. toilet and bath, and hot running water.....  | 29                 | 32     | 13        | 47       | 171           | 11        | 1          | 1       | 3       | 106   |
| Lacking hot water, private toilet or bath.....          | 292                | 237    | 248       | 402      | 948           | 325       | 23         | 75      | 26      | 1,014 |
| Condition or plumbing facilities not reported.....      | 16                 | 44     | 4         | 105      | 317           | 19        | 1          | 10      | 90      | 158   |
| NUMBER OF PERSONS                                       |                    |        |           |          |               |           |            |         |         |       |
| 1 person.....   | 109                | 157    | 132       | 480      | 878           | 221       | 46         | 76      | 49      | 618   |
| 2 persons.....  | 198                | 257    | 162       | 844      | 2,007         | 352       | 85         | 168     | 101     | 1,642 |
| 3 persons.....  | 104                | 203    | 87        | 452      | 1,284         | 201       | 59         | 73      | 66      | 1,056 |
| 4 persons.....  | 85                 | 160    | 78        | 286      | 986           | 152       | 44         | 59      | 47      | 734   |
| 5 persons.....  | 48                 | 96     | 56        | 172      | 612           | 121       | 17         | 52      | 39      | 461   |
| 6 persons.....  | 28                 | 66     | 36        | 111      | 302           | 61        | 13         | 22      | 17      | 235   |
| 7 persons or more.....                                  | 56                 | 97     | 54        | 153      | 457           | 105       | 21         | 45      | 26      | 339   |
| Median number of persons.....                           | 2.6                | 3.0    | 2.6       | 2.4      | 2.8           | 2.7       | 2.7        | 2.5     | 2.8     | 2.7   |
| PERSONS PER ROOM  |                    |        |           |          |               |           |            |         |         |       |
| 1.00 or less.....                                       | 494                | 622    | 454       | 1,991    | 4,577         | 895       | 207        | 350     | 231     | 3,948 |
| 1.01 to 1.50.....                                       | 57                 | 178    | 71        | 240      | 831           | 148       | 38         | 53      | 45      | 601   |
| 1.51 or more.....                                       | 65                 | 215    | 76        | 221      | 946           | 158       | 39         | 88      | 53      | 606   |
| Not reported.....                                       | 12                 | 21     | 4         | 46       | 172           | 12        | 1          | 4       | 16      | 70    |
| Urban and rural-nonfarm dwelling units.....             | 628                | 1,036  | 605       | 2,498    | 6,526         | 1,213     | 285        | 495     | 345     | 5,285 |
| CONTRACT MONTHLY RENT                                   |                    |        |           |          |               |           |            |         |         |       |
| Renter-occupied units.....                              | 190                | 509    | 232       | 932      | 4,262         | 436       | 131        | 162     | 201     | 2,858 |
| Less than \$10.....                                     | 29                 | 13     | 49        | 218      | 54            | 154       | 7          | 40      | 32      | 113   |
| \$10 to \$14.....                                       | 48                 | 77     | 79        | 230      | 227           | 98        | 29         | 37      | 52      | 491   |
| \$15 to \$19.....                                       | 46                 | 75     | 24        | 143      | 401           | 54        | 29         | 18      | 22      | 568   |
| \$20 to \$29.....                                       | 27                 | 163    | 39        | 133      | 1,399         | 36        | 37         | 31      | 42      | 836   |
| \$30 to \$39.....                                       | 10                 | 67     | 14        | 39       | 1,123         | 34        | 9          | 8       | 13      | 401   |
| \$40 to \$49.....                                       | 1                  | 32     | ...       | 20       | 426           | 10        | 6          | 2       | 9       | 99    |
| \$50 to \$74.....                                       | 3                  | 31     | ...       | 10       | 226           | 7         | 1          | 1       | 1       | 58    |
| \$75 or more.....                                       | ...                | 4      | ...       | 1        | 16            | ...       | 1          | ...     | ...     | 8     |
| Rent free or not reported.....                          | 26                 | 47     | 27        | 138      | 380           | 43        | 12         | 25      | 30      | 280   |
| Median rent.....dollars..                               | 15.04              | 23.17  | 12.89     | 13.39    | 28.40         | 11.67     | 18.55      | 13.35   | 14.84   | 20.64 |
| GROSS MONTHLY RENT                                      |                    |        |           |          |               |           |            |         |         |       |
| Renter-occupied units.....                              | 190                | 509    | 232       | 932      | 4,262         | 436       | 131        | 162     | 201     | 2,858 |
| Less than \$10.....                                     | 16                 | 9      | 20        | 42       | 44            | 37        | 2          | 15      | 6       | 51    |
| \$10 to \$14.....                                       | 25                 | 46     | 55        | 150      | 135           | 70        | 8          | 35      | 17      | 133   |
| \$15 to \$19.....                                       | 36                 | 63     | 52        | 177      | 280           | 87        | 28         | 31      | 43      | 374   |
| \$20 to \$29.....                                       | 57                 | 161    | 58        | 258      | 1,064         | 122       | 47         | 39      | 61      | 1,058 |
| \$30 to \$39.....                                       | 10                 | 73     | 15        | 100      | 1,109         | 48        | 23         | 16      | 26      | 614   |
| \$40 to \$49.....                                       | 9                  | 24     | 2         | 31       | 743           | 17        | 8          | 1       | 6       | 206   |
| \$50 to \$74.....                                       | 5                  | 40     | 1         | 18       | 362           | 7         | 1          | 1       | 3       | 121   |
| \$75 or more.....                                       | 1                  | 2      | ...       | 3        | 23            | 2         | 1          | ...     | ...     | 9     |
| Rent free or not reported.....                          | 31                 | 91     | 29        | 153      | 502           | 46        | 13         | 24      | 39      | 319   |
| Median rent.....dollars..                               | 19.80              | 24.05  | 17.05     | 20.17    | 32.24         | 19.56     | 24.27      | 17.56   | 21.64   | 25.94 |
| VALUE OF ONE-DWELLING-UNIT STRUCTURES                   |                    |        |           |          |               |           |            |         |         |       |
| Owner-occupied units <sup>1</sup> .....                 | 421                | 438    | 366       | 1,463    | 1,770         | 720       | 134        | 318     | 139     | 1,925 |
| Less than \$2,000.....                                  | 239                | 269    | 204       | 702      | 221           | 567       | 30         | 239     | 67      | 310   |
| \$2,000 to \$2,999.....                                 | 72                 | 47     | 52        | 259      | 173           | 76        | 28         | 28      | 21      | 302   |
| \$3,000 to \$3,999.....                                 | 29                 | 20     | 52        | 186      | 180           | 26        | 26         | 18      | 11      | 336   |
| \$4,000 to \$4,999.....                                 | 22                 | 16     | 14        | 94       | 162           | 19        | 13         | 10      | 4       | 264   |
| \$5,000 to \$9,999.....                                 | 30                 | 48     | 37        | 139      | 860           | 15        | 31         | 10      | 15      | 569   |
| \$10,000 or more.....                                   | 5                  | 12     | 5         | 33       | 84            | 5         | 6          | 3       | 3       | 76    |
| Not reported.....                                       | 24                 | 26     | 2         | 50       | 90            | 12        | ...        | 10      | 18      | 68    |
| Median value.....dollars..                              | 1,611              | 1,481  | 1,734     | 1,967    | 5,429         | 1,199     | 3,296      | 1,239   | 1,756   | 3,892 |

<sup>1</sup> Restricted to 1-dwelling-unit properties.

Table 22.—OCCUPANCY CHARACTERISTICS, TYPE OF STRUCTURE, NUMBER OF ROOMS, CONDITION AND PLUMBING FACILITIES, AND NUMBER OF PERSONS, FOR URBAN PLACES OF 2,500 TO 10,000: 1950

[Percent not shown where less than 0.1; median not shown where base is less than 100]

| Subject  | Altus | Alva  | Ana-darko | Antlers | Atoka | Bothany | Blackwell | Bristow | Broken Arrow | Chandler | Choctaw | Cherokee | Claremore | Clinton | Cordell | Cushing | Del City |
|--|-------|-------|-----------|---------|-------|---------|-----------|---------|--------------|----------|---------|----------|-----------|---------|---------|---------|----------|
| All dwelling units                                 | 3,349 | 2,219 | 2,110     | 869     | 920   | 1,696   | 3,173     | 1,945   | 1,103        | 979      | 892     | 977      | 1,953     | 2,546   | 1,074   | 2,906   | 761      |
| Urban-farm dwelling units                          | 4     | 2     | 2         | 1       | 5     | 4       | 6         | 11      | 17           | 1        | 2       | 3        | 2         | 5       | 11      | 3       | 1        |
| OCCUPANCY, TENURE, AND RACE                        |       |       |           |         |       |         |           |         |              |          |         |          |           |         |         |         |          |
| Occupied dwelling units                            | 3,208 | 2,075 | 2,008     | 817     | 879   | 1,594   | 3,018     | 1,824   | 1,042        | 917      | 859     | 907      | 1,838     | 2,446   | 1,005   | 2,813   | 693      |
| Owner occupied                                     | 2,002 | 1,812 | 1,044     | 461     | 451   | 1,066   | 1,884     | 1,105   | 720          | 576      | 550     | 636      | 1,039     | 1,364   | 672     | 1,729   | 632      |
| Percent of all occupied                            | 62.4  | 88.4  | 52.0      | 56.4    | 51.3  | 66.9    | 62.4      | 60.6    | 69.1         | 62.8     | 64.0    | 70.1     | 56.3      | 55.8    | 66.9    | 61.5    | 91.2     |
| White  | 1,847 | 1,211 | 946       | 411     | 375   | 1,066   | 1,883     | 1,011   | 712          | 503      | 467     | 636      | 1,284     | 1,671   | 671     | 1,649   | 627      |
| Negro  | 155   | 1     | 70        | 28      | 72    | ...     | ...       | 84      | ...          | 73       | 79      | ...      | 85        | 68      | 1       | 83      | 1        |
| Other races  | ...   | 1     | 28        | 22      | 4     | ...     | 1         | 10      | 8            | ...      | 4       | ...      | 28        | 12      | ...     | 1       | 4        |
| Renter occupied                                    | 1,206 | 863   | 964       | 356     | 428   | 528     | 1,134     | 719     | 322          | 341      | 309     | 271      | 799       | 1,082   | 333     | 1,084   | 61       |
| White  | 1,019 | 863   | 775       | 312     | 368   | 526     | 1,125     | 657     | 317          | 296      | 275     | 271      | 705       | 970     | 333     | 1,027   | 61       |
| Negro  | 183   | ...   | 101       | 22      | 45    | ...     | 2         | 56      | 1            | 45       | 28      | ...      | 49        | 90      | ...     | 56      | ...      |
| Other races  | 4     | ...   | 88        | 22      | 15    | 2       | 7         | 6       | 4            | ...      | 6       | ...      | 45        | 22      | ...     | 1       | ...      |
| Nonresident dwelling units                         | 1     | ...   | 12        | 4       | ...   | 1       | 1         | 2       | 1            | ...      | 2       | ...      | ...       | 11      | ...     | 8       | ...      |
| Vacant dwelling units                              | 140   | 144   | 90        | 48      | 41    | 101     | 154       | 119     | 60           | 62       | 31      | 70       | 107       | 89      | 69      | 85      | 68       |
| Nonseasonal not dilapidated, for rent or sale      | 82    | 93    | 56        | 24      | 16    | 65      | 32        | 55      | 39           | 46       | 5       | 25       | 49        | 56      | 51      | 54      | 41       |
| Percent of all dwelling units                      | 2.4   | 4.2   | 2.7       | 2.8     | 1.7   | 3.8     | 1.0       | 2.8     | 3.5          | 4.7      | 0.6     | 2.6      | 2.5       | 2.2     | 4.7     | 1.9     | 5.4      |
| For rent   | 76    | 83    | 47        | 19      | 15    | 25      | 20        | 47      | 33           | 28       | 4       | 23       | 45        | 46      | 37      | 44      | 10       |
| For sale only                                      | 6     | 10    | 9         | 5       | 1     | 40      | 12        | 8       | 6            | 18       | 1       | 2        | 4         | 10      | 14      | 10      | 31       |
| Nonseasonal not dilapidated, not for rent or sale  | 30    | 40    | 19        | 10      | 10    | 26      | 103       | 39      | 16           | 7        | 8       | 37       | 28        | 16      | 9       | 24      | 26       |
| Nonseasonal dilapidated                            | 19    | 11    | 15        | 14      | 15    | 9       | 19        | 24      | 5            | 9        | 18      | 8        | 30        | 15      | 7       | 6       | 1        |
| Seasonal   | 9     | ...   | ...       | ...     | ...   | 1       | ...       | 1       | ...          | ...      | ...     | ...      | ...       | 2       | 2       | 1       | ...      |
| TYPE OF STRUCTURE                                  |       |       |           |         |       |         |           |         |              |          |         |          |           |         |         |         |          |
| 1 dwelling unit, detached                          | 2,587 | 1,618 | 1,575     | 734     | 752   | 1,281   | 2,543     | 1,578   | 881          | 847      | 772     | 800      | 1,389     | 1,919   | 857     | 2,334   | 726      |
| 1 dwelling unit, attached                          | 20    | 11    | 31        | 15      | 7     | 5       | 51        | 24      | 10           | 11       | 4       | 6        | 26        | 19      | 4       | 25      | 3        |
| 1 and 2 dwelling unit, semidetached                | 304   | 22    | 90        | 12      | 21    | 104     | 40        | 50      | 28           | 2        | 34      | 11       | 8         | 55      | 31      | 22      | ...      |
| 2 dwelling unit, other                             | 178   | 230   | 142       | 72      | 82    | 140     | 236       | 104     | 76           | 86       | 26      | 92       | 212       | 284     | 78      | 242     | 6        |
| 3 and 4 dwelling unit                              | 151   | 132   | 139       | 29      | 43    | 89      | 152       | 46      | 60           | 27       | 14      | 37       | 128       | 156     | 83      | 139     | ...      |
| 5 to 9 dwelling unit                               | 95    | 126   | 77        | 5       | 12    | 48      | 71        | 94      | 21           | ...      | 23      | 25       | 132       | 77      | 7       | 76      | 6        |
| 10 dwelling unit or more                           | ...   | 56    | 46        | ...     | ...   | 11      | 63        | 46      | 20           | ...      | 16      | ...      | 58        | 27      | 12      | 11      | 19       |
| Trailers   | 14    | 24    | 10        | 2       | 3     | 18      | 17        | 3       | 7            | 6        | 3       | 6        | ...       | 9       | 2       | 57      | 1        |
| NUMBER OF ROOMS                                    |       |       |           |         |       |         |           |         |              |          |         |          |           |         |         |         |          |
| 1 room   | 107   | 75    | 98        | 35      | 35    | 42      | 84        | 54      | 48           | 24       | 48      | 22       | 129       | 136     | 29      | 79      | 3        |
| 2 rooms  | 461   | 217   | 284       | 125     | 131   | 140     | 280       | 223     | 110          | 90       | 131     | 87       | 262       | 351     | 145     | 275     | 4        |
| 3 rooms  | 564   | 346   | 341       | 194     | 174   | 259     | 436       | 335     | 176          | 146      | 159     | 198      | 375       | 438     | 156     | 572     | 27       |
| 4 rooms  | 813   | 541   | 403       | 207     | 199   | 464     | 611       | 399     | 280          | 225      | 213     | 242      | 384       | 590     | 227     | 668     | 282      |
| 5 rooms  | 742   | 480   | 489       | 168     | 205   | 504     | 1,014     | 461     | 321          | 242      | 175     | 259      | 553       | 590     | 277     | 751     | 394      |
| 6 rooms  | 351   | 283   | 240       | 98      | 95    | 220     | 463       | 277     | 92           | 138      | 96      | 138      | 224       | 291     | 139     | 359     | 32       |
| 7 rooms  | 118   | 114   | 63        | 17      | 26    | 37      | 130       | 75      | 46           | 56       | 36      | 31       | 72        | 82      | 42      | 87      | 3        |
| 8 rooms  | 47    | 76    | 32        | 9       | 13    | 6       | 63        | 40      | 12           | 29       | 9       | 18       | 34        | 24      | 25      | 23      | ...      |
| 9 rooms or more                                    | 36    | 65    | 20        | 9       | 12    | 3       | 47        | 33      | 7            | 16       | 12      | 12       | 34        | 22      | 12      | 23      | ...      |
| Not reported                                       | 110   | 22    | 140       | 7       | 30    | 21      | 45        | 48      | 11           | 13       | 13      | 10       | 87        | 22      | 22      | 69      | 16       |
| CONDITION AND PLUMBING FACILITIES                  |       |       |           |         |       |         |           |         |              |          |         |          |           |         |         |         |          |
| All dwelling units                                 | 3,349 | 2,219 | 2,110     | 869     | 920   | 1,696   | 3,173     | 1,945   | 1,103        | 979      | 892     | 977      | 1,953     | 2,546   | 1,074   | 2,906   | 761      |
| Not dilapidated:                                   |       |       |           |         |       |         |           |         |              |          |         |          |           |         |         |         |          |
| With priv. toilet and bath, and hot running water  | 2,155 | 1,732 | 1,279     | 293     | 473   | 1,437   | 2,405     | 1,257   | 677          | 630      | 372     | 729      | 1,181     | 1,799   | 700     | 2,047   | 743      |
| With private toilet and bath, and only cold water  | 55    | 24    | 49        | 40      | 17    | 9       | 16        | 31      | 17           | 11       | 21      | 15       | 12        | 37      | 24      | 18      | ...      |
| With running water, lacking private toilet or bath | 512   | 302   | 309       | 150     | 155   | 150     | 369       | 318     | 238          | 96       | 130     | 118      | 228       | 403     | 189     | 410     | 8        |
| No running water                                   | 240   | 43    | 187       | 206     | 79    | 15      | 53        | 101     | 31           | 60       | 61      | 52       | 70        | 120     | 59      | 88      | ...      |
| Dilapidated:                                       |       |       |           |         |       |         |           |         |              |          |         |          |           |         |         |         |          |
| With priv. toilet and bath, and hot running water  | 43    | 16    | 11        | 7       | 25    | 31      | 58        | 20      | 43           | 36       | 18      | 8        | 75        | 21      | 10      | 57      | 5        |
| Lacking hot water, private toilet or bath          | 215   | 72    | 168       | 130     | 146   | 11      | 185       | 125     | 76           | 126      | 272     | 37       | 286       | 136     | 61      | 172     | 2        |
| Condition or plumbing facilities not reported      | 129   | 30    | 107       | 43      | 25    | 43      | 87        | 93      | 21           | 20       | 18      | 18       | 101       | 30      | 31      | 114     | 3        |
| Renter-occupied dwelling units                     | 1,206 | 863   | 964       | 356     | 428   | 528     | 1,134     | 719     | 322          | 341      | 309     | 271      | 799       | 1,082   | 333     | 1,084   | 61       |
| Not dilapidated:                                   |       |       |           |         |       |         |           |         |              |          |         |          |           |         |         |         |          |
| With priv. toilet and bath, and hot running water  | 598   | 642   | 449       | 101     | 191   | 375     | 737       | 410     | 148          | 197      | 78      | 178      | 423       | 652     | 175     | 697     | 53       |
| With private toilet and bath, and only cold water  | 21    | 7     | 19        | 27      | 6     | 3       | 4         | 9       | 4            | 1        | 5       | 4        | 3         | 17      | 7       | 7       | ...      |
| With running water, lacking private toilet or bath | 270   | 162   | 207       | 60      | 93    | 107     | 209       | 168     | 115          | 28       | 51      | 56       | 139       | 246     | 87      | 200     | 5        |
| No running water                                   | 96    | 11    | 109       | 69      | 33    | 8       | 26        | 30      | 9            | 21       | 26      | 20       | 23        | 56      | 27      | 37      | ...      |
| Dilapidated:                                       |       |       |           |         |       |         |           |         |              |          |         |          |           |         |         |         |          |
| With priv. toilet and bath, and hot running water  | 23    | 4     | 6         | 4       | 12    | 13      | 24        | 11      | 12           | 16       | ...     | 4        | 29        | 11      | 2       | 29      | 1        |
| Lacking hot water, private toilet or bath          | 138   | 24    | 111       | 73      | 88    | 7       | 98        | 51      | 27           | 70       | 142     | 8        | 153       | 89      | 24      | 69      | 1        |
| Condition or plumbing facilities not reported      | 60    | 13    | 63        | 22      | 5     | 15      | 36        | 40      | 7            | 8        | 7       | 1        | 29        | 11      | 11      | 45      | 1        |
| NUMBER OF PERSONS                                  |       |       |           |         |       |         |           |         |              |          |         |          |           |         |         |         |          |
| All occupied dwelling units                        | 3,208 | 2,075 | 2,008     | 817     | 879   | 1,594   | 3,018     | 1,824   | 1,042        | 917      | 859     | 907      | 1,838     | 2,446   | 1,005   | 2,813   | 693      |
| 1 person   | 398   | 326   | 352       | 124     | 142   | 89      | 403       | 300     | 109          | 149      | 135     | 148      | 313       | 296     | 165     | 364     | 6        |
| 2 persons  | 1,085 | 656   | 589       | 278     | 277   | 433     | 989       | 642     | 326          | 315      | 272     | 333      | 575       | 810     | 308     | 954     | 132      |
| 3 persons  | 730   | 450   | 416       | 167     | 196   | 451     | 650       | 349     | 240          | 215      | 153     | 160      | 394       | 561     | 245     | 672     | 209      |
| 4 persons  | 520   | 347   | 314       | 109     | 128   | 346     | 520       | 261     | 188          | 112      | 138     | 140      | 300       | 414     | 158     | 438     | 202      |
| 5 persons  | 268   | 165   | 151       | 65      | 63    | 172     | 253       | 132     | 113          | 66       | 81      | 71       | 130       | 208     | 73      | 209     | 96       |
| 6 persons  | 116   | 66    | 88        | 28      | 46    | 66      | 119       | 81      | 40           | 25       | 40      | 30       | 69        | 81      | 28      | 96      | 30       |
| 7 persons  | 40    | 37    | 48        | 20      | 13    | 23      | 38        | 27      | 19           | 18       | 15      | 17       | 27        | 32      | 19      | 39      | 12       |
| 8 persons  | 26    | 13    | 28        | 12      | 7     | 8       | 23        | 18      | 5            | 7        | 9       | 4        | 17        | 25      | 4       | 15      | 5        |
| 9 persons  | 15    | 6     | 9         | 8       | 1     | 5       | 12        | 8       | 1            | 7        | 3       | 2        | 7         | 8       | 3       | 13      | ...      |
| 10 persons or more                                 | 10    | 9     | 13        | 6       | 6     | 1       | 11        | 6       | 1            | 3        | 3       | 2        | 6         | 11      | 2       | 13      | 1        |
| Median number of persons:                          |       |       |           |         |       |         |           |         |              |          |         |          |           |         |         |         |          |
| All occupied dwelling units                        | 2.7   | 2.6   | 2.7       | 2.5     | 2.6   | 3.1     | 2.7       | 2.5     | 2.9          | 2.5      | 2.6     | 2.4      | 2.6       | 2.7     | 2.6     | 2.6     | 3.5      |
| Owner-occupied dwelling units                      | 2.7   | 2.5   | 2.5       | 2.4     | 2.5   | 3.2     | 2.7       | 2.4     | 2.9          | 2.4      | 2.6     | 2.4      | 2.5       | 2.6     | 2.6     | 2.6     | 3.5      |
| Renter-occupied dwelling units                     | 2.6   | 2.8   | 2.8       | 2.8     | 2.7   | 2.9     | 2.7       | 2.5     | 2.8          | 2.7      | 2.8     | 2.5      | 2.6       | 2.6     | 2.6     | 2.6     | ...      |
| PERSONS PER ROOM                                   |       |       |           |         |       |         |           |         |              |          |         |          |           |         |         |         |          |
| All occupied dwelling units                        | 3,208 | 2,075 | 2,008     | 817     | 879   | 1,594   | 3,018     | 1,824   | 1,042        | 917      | 859     | 907      | 1,838     | 2,446   | 1,005   | 2,813   | 693      |
| 0.75 or less                                       | 1,838 | 1,338 | 1,104     | 477     | 512   | 839     | 1         |         |              |          |         |          |           |         |         |         |          |

## HOUSING—GENERAL CHARACTERISTICS

Table 22.—OCCUPANCY CHARACTERISTICS, TYPE OF STRUCTURE, NUMBER OF ROOMS, CONDITION AND PLUMBING FACILITIES, AND NUMBER OF PERSONS, FOR URBAN PLACES OF 2,500 TO 10,000: 1950—Con.

[Percent not shown where less than 0.1; median not shown where base is less than 100]

| Subject   | Dewey | Drum-right | Edmond | Elk City | Eufaula | Frederick | Guymon | Healdton | Henryetta | Hobart | Holdenville | Hollis | Hominy | Hugo  | Idabel | Kingfisher | Konawa |  |
|---|-------|------------|--------|----------|---------|-----------|--------|----------|-----------|--------|-------------|--------|--------|-------|--------|------------|--------|--|
| All dwelling units.....                                 | 805   | 1,715      | 1,895  | 2,647    | 848     | 1,862     | 1,584  | 833      | 2,622     | 1,926  | 2,135       | 1,081  | 952    | 2,081 | 1,571  | 1,218      | 765    |  |
| Urban-farm dwelling units.....                          | 1     | 14         | 2      | 31       | 2       | 3         | ...    | 2        | 5         | 7      | 9           | ...    | ...    | 5     | 5      | 3          | 5      |  |
| OCCUPANCY, TENURE, AND RACE                             |       |            |        |          |         |           |        |          |           |        |             |        |        |       |        |            |        |  |
| Occupied dwelling units.....                            | 772   | 1,652      | 1,814  | 2,564    | 816     | 1,771     | 1,446  | 807      | 2,482     | 1,836  | 2,066       | 1,036  | 900    | 1,968 | 1,505  | 1,119      | 762    |  |
| Owner occupied.....                                     | 577   | 1,047      | 1,168  | 1,610    | 470     | 1,128     | 900    | 514      | 1,686     | 1,046  | 1,438       | 651    | 522    | 1,163 | 928    | 713        | 634    |  |
| Percent of all occupied.....                            | 74.7  | 63.4       | 64.4   | 62.8     | 57.6    | 63.7      | 62.2   | 63.7     | 67.9      | 57.0   | 69.6        | 62.8   | 58.0   | 59.1  | 61.7   | 63.7       | 83.2   |  |
| White.....  | 537   | 1,023      | 1,168  | 1,575    | 361     | 1,037     | 899    | 514      | 1,676     | 993    | 1,346       | 643    | 476    | 1,011 | 608    | 638        | 627    |  |
| Negro.....  | 37    | 21         | ...    | 35       | 78      | 91        | ...    | ...      | ...       | 52     | 68          | 8      | 24     | 139   | 311    | 71         | ...    |  |
| Other races.....  | 3     | 3          | ...    | ...      | 31      | ...       | ...    | ...      | 10        | 1      | 24          | ...    | 22     | 13    | 9      | 4          | 7      |  |
| Renter occupied.....                                    | 195   | 605        | 646    | 954      | 346     | 643       | 546    | 293      | 796       | 790    | 628         | 385    | 378    | 805   | 577    | 406        | 128    |  |
| White.....  | 183   | 597        | 642    | 909      | 272     | 517       | 545    | 293      | 784       | 739    | 575         | 348    | 348    | 630   | 401    | 365        | 127    |  |
| Negro.....  | 11    | 8          | ...    | 45       | 50      | 126       | ...    | ...      | 12        | 48     | 44          | 37     | 13     | 157   | 162    | 27         | ...    |  |
| Other races.....  | 1     | ...        | 3      | ...      | 24      | ...       | 1      | ...      | ...       | 3      | 9           | ...    | ...    | 17    | 14     | 14         | 1      |  |
| Nonresident dwelling units.....                         | 1     | 2          | 3      | 1        | ...     | 4         | 7      | ...      | 1         | ...    | ...         | 3      | ...    | 2     | 1      | 2          | ...    |  |
| Vacant dwelling units.....                              | 32    | 61         | 78     | 82       | 32      | 87        | 131    | 26       | 139       | 90     | 69          | 42     | 52     | 111   | 65     | 97         | 3      |  |
| Nonseasonal not dilapidated, for rent or sale.....      | 15    | 20         | 47     | 66       | 24      | 23        | 72     | 8        | 88        | 46     | 22          | 28     | 12     | 37    | 6      | 50         | 2      |  |
| Percent of all dwelling units.....                      | 1.9   | 1.2        | 2.5    | 2.5      | 2.8     | 1.2       | 4.5    | 1.0      | 3.4       | 2.4    | 1.0         | 2.6    | 1.3    | 1.8   | 0.4    | 4.1        | 0.3    |  |
| For rent.....   | 7     | 10         | 21     | 32       | 22      | 16        | 50     | 7        | 47        | 36     | 12          | 24     | 9      | 27    | 5      | 4.5        | 2      |  |
| For sale only.....                                      | 8     | 10         | 26     | 34       | 2       | 7         | 22     | 1        | 41        | 10     | 4           | 3      | 10     | 1     | 5      | ...        | ...    |  |
| Nonseasonal not dilapidated, not for rent or sale.....  | 10    | 28         | 26     | 12       | 1       | 39        | 32     | 12       | 15        | 29     | 15          | 4      | 20     | 33    | 20     | 16         | ...    |  |
| Nonseasonal dilapidated.....                            | 6     | 8          | 3      | 2        | 7       | 17        | 26     | 6        | 36        | 13     | 12          | 7      | 17     | 40    | 36     | 29         | 1      |  |
| Seasonal.....   | 1     | 5          | 2      | 2        | ...     | 8         | 1      | ...      | ...       | 2      | 20          | 3      | 3      | 1     | 3      | 2          | ...    |  |
| TYPE OF STRUCTURE                                       |       |            |        |          |         |           |        |          |           |        |             |        |        |       |        |            |        |  |
| 1 dwelling unit, detached.....                          | 686   | 1,507      | 1,437  | 1,991    | 708     | 1,540     | 1,246  | 725      | 2,114     | 1,500  | 1,778       | 876    | 824    | 1,748 | 1,460  | 1,003      | 686    |  |
| 1 dwelling unit, attached.....                          | 6     | 13         | 7      | 10       | 7       | 9         | 7      | 9        | 39        | 7      | 23          | 6      | 11     | 11    | ...    | 12         | ...    |  |
| 1 and 2 dwelling unit, semidetached.....                | 4     | 8          | 74     | 161      | 55      | 63        | 6      | 35       | 69        | 7      | 45          | ...    | 4      | 11    | 4      | 16         | 2      |  |
| 2 dwelling unit, other.....                             | 46    | 56         | 172    | 204      | 46      | 114       | 132    | 34       | 110       | 206    | 134         | 138    | 36     | 158   | 48     | 106        | 70     |  |
| 3 and 4 dwelling unit.....                              | 20    | 55         | 146    | 112      | 22      | 74        | 53     | 19       | 80        | 109    | 76          | 43     | 34     | 54    | 23     | 37         | 4      |  |
| 5 to 9 dwelling unit.....                               | 20    | 39         | 57     | 73       | 6       | 41        | 42     | 8        | 104       | 59     | 39          | 13     | 24     | 51    | 30     | 16         | ...    |  |
| 10 dwelling unit or more.....                           | 18    | 16         | ...    | ...      | ...     | 17        | 35     | ...      | 103       | 30     | 37          | ...    | 17     | 40    | ...    | 25         | ...    |  |
| Trailers.....   | 5     | 21         | 2      | 96       | 4       | 4         | 63     | 3        | 3         | 8      | 3           | 5      | 2      | 8     | 6      | 3          | 3      |  |
| NUMBER OF ROOMS   |       |            |        |          |         |           |        |          |           |        |             |        |        |       |        |            |        |  |
| 1 room.....   | 32    | 27         | 32     | 83       | 50      | 63        | 83     | 17       | 91        | 54     | 35          | 49     | 37     | 54    | 30     | 41         | 11     |  |
| 2 rooms.....  | 69    | 125        | 133    | 338      | 128     | 225       | 172    | 119      | 316       | 230    | 176         | 142    | 122    | 235   | 243    | 89         | 41     |  |
| 3 rooms.....  | 99    | 289        | 270    | 480      | 146     | 312       | 235    | 165      | 367       | 364    | 371         | 214    | 166    | 406   | 240    | 167        | 191    |  |
| 4 rooms.....  | 162   | 413        | 442    | 720      | 200     | 407       | 387    | 234      | 596       | 445    | 407         | 238    | 212    | 509   | 336    | 287        | 201    |  |
| 5 rooms.....  | 224   | 506        | 470    | 571      | 146     | 400       | 327    | 182      | 704       | 450    | 564         | 233    | 213    | 457   | 327    | 347        | 200    |  |
| 6 rooms.....  | 113   | 242        | 286    | 294      | 88      | 232       | 168    | 68       | 344       | 235    | 364         | 103    | 111    | 243   | 201    | 173        | 99     |  |
| 7 rooms.....  | 45    | 56         | 95     | 71       | 28      | 68        | 62     | 14       | 93        | 73     | 118         | 41     | 48     | 66    | 66     | 59         | 29     |  |
| 8 rooms.....  | 23    | 23         | 59     | 25       | 14      | 32        | 30     | 4        | 36        | 33     | 46          | 13     | 23     | 31    | 21     | 21         | 16     |  |
| 9 rooms or more.....                                    | 8     | 9          | 55     | 22       | 12      | 24        | 31     | 1        | 17        | 20     | 21          | 16     | 15     | 20    | 24     | 4          | 4      |  |
| Not reported.....                                       | 30    | 25         | 53     | 43       | 36      | 99        | 89     | 29       | 58        | 22     | 33          | 32     | 5      | 65    | 87     | 10         | 13     |  |
| CONDITION AND PLUMBING FACILITIES                       |       |            |        |          |         |           |        |          |           |        |             |        |        |       |        |            |        |  |
| All dwelling units.....                                 | 805   | 1,715      | 1,895  | 2,647    | 848     | 1,862     | 1,584  | 833      | 2,622     | 1,926  | 2,135       | 1,081  | 952    | 2,081 | 1,571  | 1,218      | 765    |  |
| Not dilapidated:  |       |            |        |          |         |           |        |          |           |        |             |        |        |       |        |            |        |  |
| With priv. toilet and bath, and hot running water.....  | 536   | 1,003      | 1,593  | 1,826    | 418     | 1,147     | 1,123  | 545      | 1,478     | 1,343  | 1,386       | 659    | 530    | 1,029 | 604    | 814        | 465    |  |
| With private toilet and bath, and only cold water.....  | 73    | 16         | 13     | 27       | 8       | 23        | 9      | 9        | 38        | 37     | 51          | 14     | 12     | 57    | 45     | 14         | 29     |  |
| With running water, lacking private toilet or bath..... | 17    | 535        | 194    | 349      | 139     | 343       | 158    | 74       | 619       | 217    | 340         | 154    | 188    | 358   | 180    | 165        | 77     |  |
| No running water.....                                   | 58    | 99         | 20     | 301      | 81      | 201       | 17     | 58       | 68        | 69     | 111         | 57     | 37     | 229   | 306    | 72         | 29     |  |
| Dilapidated:  |       |            |        |          |         |           |        |          |           |        |             |        |        |       |        |            |        |  |
| With priv. toilet and bath, and hot running water.....  | 26    | 1          | 21     | 16       | 16      | 11        | 68     | 30       | 66        | 35     | 27          | 22     | 29     | 25    | 23     | 12         | 26     |  |
| Lacking hot water, private toilet or bath.....          | 53    | 19         | 19     | 80       | 179     | 100       | 124    | 81       | 287       | 178    | 167         | 138    | 144    | 311   | 332    | 121        | 98     |  |
| Condition or plumbing facilities not reported.....      | 42    | 42         | 35     | 48       | 7       | 37        | 85     | 36       | 66        | 47     | 53          | 37     | 12     | 72    | 81     | 20         | 41     |  |
| Renter-occupied dwelling units.....                     | 195   | 605        | 646    | 954      | 346     | 643       | 546    | 293      | 796       | 790    | 628         | 385    | 378    | 805   | 577    | 406        | 128    |  |
| Not dilapidated:  |       |            |        |          |         |           |        |          |           |        |             |        |        |       |        |            |        |  |
| With priv. toilet and bath, and hot running water.....  | 90    | 358        | 479    | 592      | 126     | 304       | 367    | 200      | 303       | 478    | 339         | 160    | 185    | 368   | 167    | 258        | 60     |  |
| With private toilet and bath, and only cold water.....  | 4     | 4          | 4      | 8        | 2       | 8         | 3      | 4        | 11        | 12     | 12          | 6      | 6      | 19    | 17     | ...        | 3      |  |
| With running water, lacking private toilet or bath..... | 33    | 193        | 121    | 163      | 68      | 161       | 60     | 25       | 270       | 135    | 152         | 76     | 87     | 122   | 69     | 75         | 20     |  |
| No running water.....                                   | 18    | 35         | 8      | 129      | 29      | 93        | 4      | 9        | 31        | 26     | 44          | 39     | 13     | 76    | 105    | 23         | 4      |  |
| Dilapidated:  |       |            |        |          |         |           |        |          |           |        |             |        |        |       |        |            |        |  |
| With priv. toilet and bath, and hot running water.....  | 11    | ...        | 12     | 8        | 6       | 3         | 32     | 14       | 18        | 20     | 12          | 12     | 12     | 9     | 12     | 4          | 3      |  |
| Lacking hot water, private toilet or bath.....          | 22    | 3          | 10     | 42       | 112     | 60        | 58     | 35       | 137       | 108    | 63          | 88     | 69     | 184   | 185    | 42         | 26     |  |
| Condition or plumbing facilities not reported.....      | 17    | 12         | 12     | 12       | 3       | 14        | 22     | 6        | 26        | 11     | 6           | 4      | 6      | 27    | 22     | 4          | 12     |  |
| NUMBER OF PERSONS                                       |       |            |        |          |         |           |        |          |           |        |             |        |        |       |        |            |        |  |
| All occupied dwelling units.....                        | 772   | 1,652      | 1,814  | 2,564    | 816     | 1,771     | 1,446  | 807      | 2,482     | 1,836  | 2,066       | 1,036  | 900    | 1,968 | 1,505  | 1,119      | 762    |  |
| 1 person.....   | 90    | 217        | 208    | 281      | 115     | 238       | 120    | 70       | 286       | 267    | 297         | 155    | 159    | 312   | 240    | 164        | 36     |  |
| 2 persons.....  | 231   | 554        | 543    | 787      | 282     | 576       | 434    | 259      | 712       | 636    | 719         | 353    | 285    | 638   | 427    | 368        | 193    |  |
| 3 persons.....  | 170   | 349        | 421    | 664      | 157     | 386       | 341    | 215      | 619       | 394    | 441         | 199    | 161    | 407   | 315    | 238        | 174    |  |
| 4 persons.....  | 137   | 284        | 352    | 432      | 121     | 271       | 289    | 130      | 429       | 318    | 327         | 182    | 147    | 292   | 255    | 163        | 104    |  |
| 5 persons.....  | 81    | 130        | 177    | 232      | 76      | 164       | 133    | 74       | 234       | 119    | 134         | 73     | 79     | 163   | 132    | 103        | 174    |  |
| 6 persons.....  | 36    | 69         | 61     | 87       | 33      | 73        | 82     | 34       | 106       | 50     | 70          | 33     | 41     | 78    | 69     | 32         | 50     |  |
| 7 persons.....  | 11    | 27         | 35     | 39       | 14      | 31        | 28     | 17       | 57        | 27     | 34          | 22     | 14     | 40    | 34     | 27         | 19     |  |
| 8 persons.....  | 3     | 11         | 6      | 17       | 11      | 13        | 12     | 3        | 20        | 13     | 22          | 12     | 7      | 17    | 13     | 9          | 3      |  |
| 9 persons.....  | 9     | 6          | 7      | 10       | 3       | 10        | 5      | 4        | 5         | 4      | 10          | 2      | 4      | 9     | 8      | 4          | 3      |  |
| 10 persons or more.....                                 | 4     | 5          | 4      | 15       | 4       | 9         | 2      | 1        | 14        | 8      | 12          | 5      | 3      | 12    | 12     | 6          | 1      |  |
| Median number of persons:                               |       |            |        |          |         |           |        |          |           |        |             |        |        |       |        |            |        |  |
| All occupied dwelling units.....                        | 2.9   | 2.7        | 2.9    | 2.8      | 2.6     | 2.7       | 3.0    | 2.8      | 2.9       | 2.5    | 2.5         | 2.6    | 2.5    | 2.6   | 2.8    | 2.6        | 3.4    |  |
| Owner-occupied dwelling units.....                      | 2.9   | 2.7        | 2.9    | 2.7      | 2.6     | 2.7       | 3.0    | 2.8      | 3.0       | 2.5    | 2.5         | 2.5    | 2.6    | 2.5   | 2.7    | 2.5        | 3.4    |  |
| Renter-occupied dwelling units.....                     | 2.9   | 2.6        | 2.8    | 2.9      | 2.6     | 2.6       | 3.0    | 2.9      | 2.7       | 2.6    | 2.6         | 2.7    | 2.4    | 2.7   | 2.8    | 2.8        | 3.4    |  |
| PERSONS PER ROOM  |       |            |        |          |         |           |        |          |           |        |             |        |        |       |        |            |        |  |
| All occupied dwelling units.....                        | 772   | 1,652      | 1,814  | 2,564    | 816     | 1,771     | 1,446  | 807      | 2,482     | 1,836  | 2,066       | 1,036  | 900    | 1,968 | 1,505  | 1,119      | 762    |  |
| 0.75 or less.....                                       | 450   | 1,050      | 1,104  | 1,406    |         |           |        |          |           |        |             |        |        |       |        |            |        |  |

Table 22.—OCCUPANCY CHARACTERISTICS, TYPE OF STRUCTURE, NUMBER OF ROOMS, CONDITION AND PLUMBING FACILITIES, AND NUMBER OF PERSONS, FOR URBAN PLACES OF 2,500 TO 10,000: 1950—Con.

[Percent not shown where less than 0.1; median not shown where base is less than 100]

| Subject  | Lindsay | Madill | Mangum | Marlow | Nichols Hills | Nowata | Okemah | Paula Valley | Pawhuska | Pawnee | Perry | Picher | Poteau | Pryor Creek | Purcell | Sallisaw | Sand Springs |
|--|---------|--------|--------|--------|---------------|--------|--------|--------------|----------|--------|-------|--------|--------|-------------|---------|----------|--------------|
| All dwelling units                                 | 1,056   | 1,042  | 1,565  | 1,210  | 829           | 1,411  | 1,222  | 2,211        | 1,938    | 813    | 1,867 | 1,512  | 1,569  | 1,510       | 1,192   | 941      | 2,276        |
| Urban-farm dwelling units                          | 1       | 1      | 5      | 4      | 1             | 6      | 4      | 7            | ...      | 1      | 10    | 9      | 17     | ...         | 4       | 21       | 4            |
| OCCUPANCY, TENURE, AND RACE                        |         |        |        |        |               |        |        |              |          |        |       |        |        |             |         |          |              |
| Occupied dwelling units                            | 979     | 946    | 1,498  | 1,137  | 801           | 1,368  | 1,168  | 2,143        | 1,776    | 800    | 1,773 | 1,270  | 1,479  | 1,439       | 1,127   | 915      | 2,185        |
| Owner occupied                                     | 487     | 620    | 967    | 769    | 745           | 790    | 690    | 1,188        | 927      | 487    | 1,054 | 883    | 927    | 898         | 643     | 604      | 1,143        |
| Percent of all occupied                            | 49.7    | 65.5   | 64.6   | 67.6   | 93.0          | 57.7   | 59.1   | 55.4         | 52.2     | 60.9   | 59.4  | 69.5   | 62.7   | 62.4        | 57.1    | 66.0     | 52.3         |
| White  | 487     | 583    | 910    | 768    | 745           | 697    | 685    | 1,136        | 798      | 450    | 979   | 880    | 855    | 896         | 571     | 591      | 1,050        |
| Negro  | ...     | 34     | 56     | ...    | ...           | 93     | ...    | 51           | 84       | 22     | 73    | ...    | 38     | 1           | 58      | 10       | 90           |
| Other races  | ...     | 3      | 1      | 1      | ...           | ...    | ...    | 1            | 45       | 15     | ...   | 3      | 34     | 1           | 14      | 3        | 3            |
| Renter occupied                                    | 492     | 326    | 531    | 368    | 56            | 578    | 478    | 955          | 849      | 313    | 719   | 387    | 552    | 541         | 484     | 311      | 1,042        |
| White  | 488     | 310    | 503    | 367    | 29            | 535    | 454    | 902          | 737      | 234    | 673   | 380    | 516    | 538         | 459     | 301      | 928          |
| Negro  | ...     | 13     | 28     | ...    | 27            | 42     | 15     | 49           | 61       | 23     | 42    | ...    | 28     | ...         | 21      | 9        | 108          |
| Other races  | 4       | 3      | ...    | 1      | ...           | ...    | ...    | 5            | 56       | 2      | 7     | ...    | 8      | 3           | 4       | 1        | 6            |
| Nonresident dwelling units                         | 2       | ...    | 2      | ...    | ...           | ...    | 10     | ...          | 9        | 2      | 9     | ...    | 4      | ...         | 2       | 1        | 1            |
| Vacant dwelling units                              | 75      | 96     | 65     | 73     | 28            | 43     | 44     | 68           | 153      | 11     | 85    | 242    | 86     | 71          | 63      | 25       | 90           |
| Nonseasonal not dilapidated, for rent or sale      | 40      | 37     | 27     | 33     | 7             | 15     | 25     | 36           | 78       | 6      | 40    | 36     | 36     | 31          | 37      | 13       | 69           |
| Percent of all dwelling units                      | 3.8     | 3.6    | 1.7    | 2.7    | 0.8           | 1.1    | 2.0    | 1.6          | 4.0      | 0.7    | 2.1   | 2.4    | 2.3    | 2.1         | 3.1     | 1.4      | 3.0          |
| For rent   | 38      | 34     | 24     | 28     | ...           | 13     | 19     | 25           | 67       | 6      | 36    | 30     | 24     | 18          | 29      | 8        | 55           |
| For sale only                                      | 2       | 3      | 3      | 5      | 7             | 2      | 6      | 11           | 11       | ...    | 4     | 6      | 12     | 13          | 8       | 5        | 14           |
| Nonseasonal not dilapidated, not for rent or sale  | 10      | 25     | 16     | 15     | 19            | 20     | 5      | 22           | 34       | 2      | 19    | 36     | 14     | 29          | 13      | 9        | 10           |
| Nonseasonal dilapidated                            | 25      | 18     | 11     | 15     | ...           | 8      | 9      | 10           | 41       | 3      | 26    | 170    | 17     | 3           | 13      | 2        | 11           |
| Seasonal   | ...     | 16     | 11     | 10     | 2             | ...    | 5      | ...          | ...      | ...    | ...   | ...    | 19     | 8           | ...     | 1        | ...          |
| TYPE OF STRUCTURE                                  |         |        |        |        |               |        |        |              |          |        |       |        |        |             |         |          |              |
| 1 dwelling unit, detached                          | 770     | 863    | 1,299  | 954    | 774           | 1,179  | 956    | 1,689        | 1,427    | 689    | 1,427 | 1,324  | 1,401  | 1,278       | 1,011   | 779      | 1,525        |
| 1 dwelling unit, attached                          | 17      | 4      | 8      | 10     | ...           | 3      | 36     | 27           | 18       | 6      | 27    | 37     | 6      | 20          | 4       | 3        | 11           |
| 1 and 2 dwelling unit, semidetached                | 42      | 14     | 19     | 32     | 13            | 4      | 14     | 110          | 31       | 17     | 27    | 40     | 32     | 18          | 47      | 54       | 52           |
| 2 dwelling unit, other                             | 86      | 102    | 132    | 124    | 42            | 108    | 100    | 166          | 110      | 34     | 218   | 20     | 88     | 100         | 64      | 50       | 378          |
| 3 and 4 dwelling unit                              | 56      | 26     | 48     | 68     | ...           | 60     | 53     | 69           | 126      | 32     | 100   | 25     | 38     | 44          | 45      | 28       | 198          |
| 5 to 9 dwelling unit                               | 24      | 23     | 28     | 5      | ...           | 24     | 32     | 48           | 173      | 20     | 44    | 35     | ...    | 28          | 15      | 22       | 57           |
| 10 dwelling unit or more                           | 18      | ...    | 29     | ...    | ...           | 29     | 29     | 35           | 44       | 13     | 10    | 28     | ...    | 14          | ...     | ...      | 51           |
| Trailers   | 43      | 10     | 2      | 17     | ...           | 4      | 2      | 67           | 9        | 2      | 14    | 3      | 4      | 8           | 6       | 5        | 4            |
| NUMBER OF ROOMS                                    |         |        |        |        |               |        |        |              |          |        |       |        |        |             |         |          |              |
| 1 room   | 42      | 52     | 52     | 31     | 23            | 60     | 56     | 64           | 112      | 25     | 59    | 50     | 29     | 50          | 31      | 20       | 88           |
| 2 rooms  | 200     | 127    | 193    | 173    | 15            | 193    | 159    | 242          | 255      | 100    | 181   | 309    | 121    | 127         | 121     | 115      | 292          |
| 3 rooms  | 243     | 198    | 205    | 245    | 6             | 220    | 195    | 464          | 303      | 116    | 327   | 333    | 189    | 232         | 191     | 142      | 502          |
| 4 rooms  | 261     | 297    | 358    | 288    | 4             | 269    | 220    | 548          | 330      | 145    | 421   | 444    | 500    | 564         | 296     | 276      | 510          |
| 5 rooms  | 155     | 225    | 390    | 254    | 110           | 323    | 270    | 488          | 460      | 198    | 469   | 211    | 390    | 263         | 286     | 230      | 480          |
| 6 rooms  | 74      | 114    | 202    | 130    | 302           | 165    | 201    | 224          | 253      | 111    | 238   | 79     | 223    | 138         | 147     | 101      | 274          |
| 7 rooms  | 22      | 26     | 73     | 38     | 136           | 89     | 49     | 68           | 108      | 33     | 94    | 8      | 54     | 44          | 52      | 24       | 72           |
| 8 rooms  | 5       | 8      | 32     | 21     | 80            | 39     | 30     | 29           | 50       | 17     | 44    | 7      | 20     | 24          | 19      | 9        | 18           |
| 9 rooms or more                                    | 4       | 10     | 20     | 16     | 140           | 29     | 16     | 20           | 49       | 21     | 25    | 15     | 14     | 15          | 20      | 8        | 13           |
| Not reported                                       | 50      | 25     | 40     | 14     | 13            | 24     | 26     | 64           | 18       | 47     | 9     | 56     | 29     | 53          | 29      | 16       | 27           |
| CONDITION AND PLUMBING FACILITIES                  |         |        |        |        |               |        |        |              |          |        |       |        |        |             |         |          |              |
| All dwelling units                                 | 1,056   | 1,042  | 1,565  | 1,210  | 829           | 1,411  | 1,222  | 2,211        | 1,938    | 813    | 1,867 | 1,512  | 1,569  | 1,510       | 1,192   | 941      | 2,276        |
| Not dilapidated:                                   |         |        |        |        |               |        |        |              |          |        |       |        |        |             |         |          |              |
| With priv. toilet and bath, and hot running water  | 632     | 656    | 1,013  | 688    | 816           | 916    | 702    | 1,345        | 1,245    | 531    | 1,369 | 283    | 774    | 1,243       | 756     | 505      | 1,339        |
| With private toilet and bath, and only cold water  | 6       | 13     | 81     | 24     | ...           | 16     | 10     | 40           | 10       | 8      | 13    | 9      | 29     | 16          | 10      | 12       | 27           |
| With running water, lacking private toilet or bath | 168     | 157    | 191    | 260    | ...           | 237    | 172    | 251          | 337      | 103    | 194   | 252    | 349    | 99          | 180     | 195      | 480          |
| No running water                                   | 34      | 80     | 47     | 41     | ...           | 145    | 29     | 107          | 47       | 34     | 81    | 21     | 220    | 37          | 75      | 66       | 105          |
| Dilapidated:                                       |         |        |        |        |               |        |        |              |          |        |       |        |        |             |         |          |              |
| With priv. toilet and bath, and hot running water  | 32      | 14     | 27     | 31     | ...           | 5      | 68     | 47           | 59       | 11     | 34    | 40     | 3      | 12          | 14      | 14       | 29           |
| Lacking hot water, private toilet or bath          | 141     | 83     | 148    | 144    | ...           | 56     | 206    | 246          | 194      | 72     | 145   | 782    | 151    | 46          | 112     | 105      | 260          |
| Condition or plumbing facilities not reported      | 43      | 39     | 58     | 22     | 13            | 36     | 35     | 175          | 46       | 34     | 31    | 125    | 43     | 57          | 45      | 44       | 36           |
| Renter-occupied dwelling units                     | 492     | 326    | 531    | 368    | 56            | 578    | 478    | 955          | 849      | 313    | 719   | 387    | 552    | 541         | 484     | 311      | 1,042        |
| Not dilapidated:                                   |         |        |        |        |               |        |        |              |          |        |       |        |        |             |         |          |              |
| With priv. toilet and bath, and hot running water  | 269     | 175    | 276    | 171    | 55            | 338    | 222    | 497          | 489      | 152    | 490   | 71     | 255    | 419         | 269     | 140      | 445          |
| With private toilet and bath, and only cold water  | 2       | 4      | 41     | 9      | ...           | 7      | 4      | 19           | 4        | 2      | 3     | 4      | 9      | 6           | 2       | 2        | 14           |
| With running water, lacking private toilet or bath | 95      | 80     | 100    | 104    | ...           | 132    | 99     | 133          | 193      | 63     | 102   | 65     | 123    | 51          | 94      | 79       | 324          |
| No running water                                   | 12      | 14     | 15     | 7      | ...           | 62     | 11     | 52           | 23       | 21     | 35    | 7      | 79     | 17          | 36      | 17       | 48           |
| Dilapidated:                                       |         |        |        |        |               |        |        |              |          |        |       |        |        |             |         |          |              |
| With priv. toilet and bath, and hot running water  | 17      | 5      | 11     | 11     | ...           | 2      | 32     | 24           | 27       | 7      | 13    | 10     | 1      | 6           | 6       | 5        | 11           |
| Lacking hot water, private toilet or bath          | 81      | 35     | 66     | 58     | ...           | 22     | 101    | 151          | 85       | 46     | 65    | 209    | 67     | 24          | 61      | 59       | 182          |
| Condition or plumbing facilities not reported      | 16      | 13     | 22     | 8      | 1             | 15     | 9      | 79           | 28       | 22     | 11    | 25     | 18     | 18          | 16      | 9        | 18           |
| NUMBER OF PERSONS                                  |         |        |        |        |               |        |        |              |          |        |       |        |        |             |         |          |              |
| All occupied dwelling units                        | 979     | 946    | 1,498  | 1,137  | 801           | 1,368  | 1,168  | 2,143        | 1,776    | 800    | 1,773 | 1,270  | 1,479  | 1,439       | 1,127   | 915      | 2,185        |
| 1 person   | 74      | 137    | 251    | 148    | 41            | 213    | 165    | 197          | 295      | 116    | 303   | 220    | 175    | 182         | 144     | 123      | 236          |
| 2 persons  | 296     | 322    | 510    | 369    | 259           | 485    | 413    | 665          | 555      | 258    | 603   | 370    | 464    | 408         | 325     | 279      | 670          |
| 3 persons  | 268     | 221    | 324    | 288    | 208           | 294    | 250    | 521          | 390      | 143    | 364   | 241    | 329    | 365         | 251     | 200      | 510          |
| 4 persons  | 188     | 135    | 207    | 187    | 174           | 196    | 178    | 378          | 264      | 134    | 266   | 191    | 241    | 258         | 228     | 152      | 389          |
| 5 persons  | 87      | 67     | 100    | 72     | 93            | 94     | 79     | 187          | 163      | 73     | 130   | 137    | 129    | 135         | 84      | 79       | 209          |
| 6 persons  | 41      | 36     | 45     | 39     | 17            | 45     | 46     | 108          | 56       | 43     | 62    | 53     | 64     | 54          | 53      | 37       | 88           |
| 7 persons  | 9       | 14     | 27     | 17     | 4             | 20     | 24     | 53           | 26       | 16     | 23    | 33     | 49     | 24          | 22      | 22       | 48           |
| 8 persons  | 10      | 6      | 15     | 8      | 2             | 8      | 8      | 19           | 12       | 9      | 11    | 15     | 12     | 6           | 16      | 17       | 16           |
| 9 persons  | 5       | 3      | 5      | 2      | 3             | 8      | 2      | 7            | 4        | 5      | 7     | 6      | 10     | 4           | 1       | 2        | 12           |
| 10 persons or more                                 | 1       | 5      | 4      | 7      | ...           | 5      | 3      | 8            | 11       | 3      | 4     | 4      | 6      | 3           | 4       | 7        | 7            |
| Median number of persons:                          |         |        |        |        |               |        |        |              |          |        |       |        |        |             |         |          |              |
| All occupied dwelling units                        | 2.9     | 2.6    | 2.5    | 2.7    | 3.0           | 2.5    | 2.5    | 2.9          | 2.6      | 2.7    | 2.5   | 2.7    | 2.8    | 2.9         | 2.9     | 2.8      | 2.9          |
| Owner-occupied dwelling units                      | 2.8     | 2.6    | 2.4    | 2.6    | 3.1           | 2.5    | 2.5    | 2.9          | 2.6      | 2.5    | 2.4   | 2.7    | 2.7    | 2.9         | 2.8     | 2.8      | 3.0          |
| Renter-occupied dwelling units                     | 3.1     | 2.6    | 2.6    | 2.9    | ...           | 2.5    | 2.6    | 2.9          | 2.6      | 3.0    | 2.6   | 2.7    | 3.0    | 2.8         | 3.0     | 2.7      | 2.7          |
| PERSONS PER ROOM                                   |         |        |        |        |               |        |        |              |          |        |       |        |        |             |         |          |              |
| All occupied dwelling units                        | 979     | 946    | 1,498  | 1,137  | 801           | 1,368  | 1,168  | 2,143        | 1,776    | 800    | 1,773 | 1,270  | 1,479  | 1,439       | 1,127   | 915      | 2,185        |
| 0.75 or less                                       | 429     | 564    | 986    | 680    | 694           | 846    | 711    | 1,154        | 1,080    | 452    | 1,170 | 646    | 918    | 81          |         |          |              |

HOUSING—GENERAL CHARACTERISTICS

Table 22.—OCCUPANCY CHARACTERISTICS, TYPE OF STRUCTURE, NUMBER OF ROOMS, CONDITION AND PLUMBING FACILITIES, AND NUMBER OF PERSONS, FOR URBAN PLACES OF 2,500 TO 10,000 1950—Con.

[Percent not shown where less than 0.1; median not shown where base is less than 100]

| Subject  | Sayre | Sulphur | Tahlequah | Tonkawa | Veterans Village (uninc.) | Vinita | Wagoner | Walters | Watonga | Weatherford | Wewoka | Woodward |
|--|-------|---------|-----------|---------|---------------------------|--------|---------|---------|---------|-------------|--------|----------|
| All dwelling units                                 | 1,243 | 1,641   | 1,430     | 1,260   | 1,181                     | 1,958  | 1,510   | 970     | 1,169   | 1,150       | 2,221  | 2,152    |
| Urban-farm dwelling units                          | 1     | 3       | 4         | 2       | 2                         | 2      | 29      | 1       | 4       | 1           | 2      | 1        |
| <b>OCCUPANCY, TENURE, AND RACE</b>                 |       |         |           |         |                           |        |         |         |         |             |        |          |
| Occupied dwelling units                            | 1,174 | 1,508   | 1,362     | 1,181   | 1,110                     | 1,880  | 1,386   | 910     | 1,068   | 1,072       | 2,115  | 2,029    |
| Owner occupied                                     | 594   | 821     | 696       | 764     | 5                         | 1,049  | 633     | 603     | 617     | 617         | 1,123  | 1,234    |
| Percent of all occupied                            | 50.6  | 54.4    | 51.1      | 64.7    | 0.5                       | 55.8   | 67.3    | 66.3    | 57.6    | 57.6        | 53.1   | 60.8     |
| White  | 594   | 783     | 580       | 761     | 5                         | 967    | 755     | 597     | 520     | 609         | 937    | 1,233    |
| Negro  | ...   | 33      | 29        | 1       | ...                       | 76     | 151     | 1       | 104     | 7           | 176    | ...      |
| Other races  | ...   | 5       | 87        | 2       | ...                       | 6      | 27      | 5       | 9       | 1           | 30     | 1        |
| Renter occupied                                    | 580   | 687     | 666       | 417     | 1,105                     | 831    | 453     | 307     | 435     | 455         | 992    | 795      |
| White  | 576   | 674     | 532       | 414     | 1,089                     | 787    | 414     | 303     | 348     | 443         | 796    | 794      |
| Negro  | 4     | 7       | 22        | 1       | 3                         | 40     | 30      | ...     | 48      | 5           | 71     | 1        |
| Other races  | ...   | 6       | 112       | 2       | 13                        | 4      | 9       | 4       | 39      | 7           | 25     | ...      |
| Nonresident dwelling units                         | 3     | 3       | ...       | 1       | ...                       | 2      | 1       | 1       | ...     | ...         | ...    | 3        |
| Vacant dwelling units                              | 66    | 130     | 68        | 78      | 71                        | 76     | 123     | 59      | 101     | 78          | 106    | 120      |
| Nonseasonal not dilapidated, for rent or sale      | 43    | 32      | 35        | 43      | 28                        | 41     | 58      | 23      | 62      | 40          | 42     | 70       |
| Percent of all dwelling units                      | 3.5   | 2.0     | 2.4       | 3.4     | 2.4                       | 2.1    | 3.8     | 2.4     | 5.3     | 3.5         | 1.9    | 3.3      |
| For rent   | 37    | 27      | 26        | 35      | 28                        | 32     | 38      | 20      | 52      | 36          | 38     | 58       |
| For sale only                                      | 6     | 5       | 9         | 8       | ...                       | 9      | 20      | 3       | 10      | 4           | 4      | 12       |
| Nonseasonal not dilapidated, not for rent or sale  | 18    | 63      | 8         | 24      | ...                       | 26     | 18      | 16      | 21      | 17          | 29     | 28       |
| Nonseasonal dilapidated                            | 3     | 14      | 20        | 11      | 43                        | 9      | 17      | 19      | 15      | 7           | 34     | 16       |
| Seasonal   | 2     | 21      | 5         | ...     | ...                       | ...    | 30      | 1       | 3       | 14          | 1      | 6        |
| <b>TYPE OF STRUCTURE</b>                           |       |         |           |         |                           |        |         |         |         |             |        |          |
| 1 dwelling unit, detached                          | 917   | 1,162   | 1,039     | 994     | 695                       | 1,429  | 1,241   | 808     | 969     | 732         | 1,853  | 1,557    |
| 1 dwelling unit, attached                          | 6     | 31      | 5         | 9       | ...                       | 5      | 32      | 6       | 22      | 35          | 13     | 39       |
| 1 and 2 dwelling unit, semidetached                | 37    | 18      | 49        | 32      | ...                       | 2      | 101     | 5       | 4       | 5           | 108    | 22       |
| 2 dwelling unit, other                             | 88    | 166     | 134       | 58      | ...                       | 238    | 46      | 86      | 96      | 160         | 94     | 238      |
| 3 and 4 dwelling unit                              | 69    | 108     | 113       | 90      | 38                        | 156    | 45      | 41      | 35      | 69          | 42     | 121      |
| 5 to 9 dwelling unit                               | 34    | 76      | 64        | 47      | 162                       | 88     | 16      | 10      | 29      | 91          | 40     | 115      |
| 10 dwelling unit or more                           | 87    | 60      | 21        | 23      | 222                       | 37     | 20      | 11      | 10      | 51          | 69     | 15       |
| Trailers   | 5     | 20      | 5         | 7       | 64                        | 3      | 9       | 3       | 4       | 7           | 2      | 25       |
| <b>NUMBER OF ROOMS</b>                             |       |         |           |         |                           |        |         |         |         |             |        |          |
| 1 room   | 37    | 108     | 75        | 35      | ...                       | 88     | 54      | 28      | 46      | 68          | 53     | 105      |
| 2 rooms  | 186   | 229     | 207       | 99      | 38                        | 246    | 231     | 112     | 119     | 145         | 231    | 208      |
| 3 rooms  | 256   | 305     | 236       | 153     | 370                       | 368    | 227     | 171     | 208     | 178         | 531    | 401      |
| 4 rooms  | 310   | 334     | 346       | 247     | 683                       | 380    | 417     | 236     | 297     | 290         | 392    | 539      |
| 5 rooms  | 234   | 288     | 255       | 341     | 75                        | 454    | 264     | 207     | 269     | 259         | 517    | 461      |
| 6 rooms  | 113   | 188     | 180       | 209     | 11                        | 241    | 150     | 141     | 116     | 128         | 294    | 221      |
| 7 rooms  | 38    | 48      | 53        | 80      | 1                         | 76     | 81      | 33      | 41      | 59          | 95     | 74       |
| 8 rooms  | 12    | 29      | 20        | 29      | ...                       | 37     | 39      | 12      | 20      | 25          | 44     | 35       |
| 9 rooms or more                                    | 12    | 20      | 23        | 28      | ...                       | 22     | 25      | 9       | 15      | 24          | 22     | 27       |
| Not reported                                       | 45    | 92      | 35        | 39      | 3                         | 46     | 22      | 21      | 38      | 14          | 42     | 61       |
| <b>CONDITION AND PLUMBING FACILITIES</b>           |       |         |           |         |                           |        |         |         |         |             |        |          |
| All dwelling units                                 | 1,243 | 1,641   | 1,430     | 1,260   | 1,181                     | 1,958  | 1,510   | 970     | 1,169   | 1,150       | 2,221  | 2,152    |
| Not dilapidated:                                   |       |         |           |         |                           |        |         |         |         |             |        |          |
| With priv. toilet and bath, and hot running water  | 866   | 860     | 857       | 984     | 430                       | 1,224  | 676     | 637     | 732     | 840         | 1,437  | 1,530    |
| With private toilet and bath, and only cold water  | 20    | 68      | 38        | 14      | ...                       | 21     | 19      | 32      | 23      | 25          | 20     | 19       |
| With running water, lacking private toilet or bath | 182   | 345     | 143       | 142     | 1                         | 378    | 241     | 120     | 102     | 183         | 249    | 327      |
| No running water                                   | 45    | 81      | 64        | 17      | ...                       | 106    | 178     | 21      | 125     | 6           | 91     | 68       |
| Dilapidated:                                       |       |         |           |         |                           |        |         |         |         |             |        |          |
| With priv. toilet and bath, and hot running water  | 10    | 3       | 48        | 13      | 683                       | 21     | 52      | 31      | 5       | 23          | 46     | 31       |
| Lacking hot water, private toilet or bath          | 56    | 132     | 237       | 34      | 43                        | 147    | 297     | 103     | 129     | 51          | 310    | 61       |
| Condition or plumbing facilities not reported      | 64    | 152     | 43        | 56      | 24                        | 61     | 47      | 26      | 53      | 22          | 68     | 116      |
| Renter-occupied dwelling units                     | 580   | 687     | 666       | 417     | 1,105                     | 831    | 453     | 307     | 435     | 455         | 992    | 795      |
| Not dilapidated:                                   |       |         |           |         |                           |        |         |         |         |             |        |          |
| With priv. toilet and bath, and hot running water  | 370   | 321     | 373       | 305     | 401                       | 436    | 182     | 195     | 246     | 300         | 580    | 535      |
| With private toilet and bath, and only cold water  | 10    | 29      | 15        | 5       | ...                       | 9      | 4       | 12      | 5       | 6           | 13     | 4        |
| With running water, lacking private toilet or bath | 103   | 193     | 81        | 77      | ...                       | 228    | 64      | 48      | 51      | 115         | 142    | 142      |
| No running water                                   | 21    | 24      | 24        | 4       | ...                       | 43     | 53      | 5       | 39      | 2           | 26     | 22       |
| Dilapidated:                                       |       |         |           |         |                           |        |         |         |         |             |        |          |
| With priv. toilet and bath, and hot running water  | 7     | 1       | 22        | 7       | 639                       | 9      | 22      | 9       | ...     | 8           | 25     | 16       |
| Lacking hot water, private toilet or bath          | 41    | 71      | 129       | 7       | 43                        | 88     | 113     | 33      | 72      | 12          | 178    | 30       |
| Condition or plumbing facilities not reported      | 28    | 48      | 21        | 12      | 22                        | 18     | 15      | 5       | 22      | 12          | 28     | 46       |
| <b>NUMBER OF PERSONS</b>                           |       |         |           |         |                           |        |         |         |         |             |        |          |
| All occupied dwelling units                        | 1,174 | 1,508   | 1,362     | 1,181   | 1,110                     | 1,880  | 1,386   | 910     | 1,068   | 1,072       | 2,115  | 2,029    |
| 1 person   | 198   | 284     | 156       | 175     | 5                         | 303    | 203     | 157     | 214     | 136         | 265    | 313      |
| 2 persons  | 391   | 518     | 379       | 384     | 379                       | 609    | 433     | 306     | 345     | 345         | 652    | 667      |
| 3 persons  | 267   | 331     | 359       | 258     | 425                       | 413    | 251     | 191     | 201     | 282         | 485    | 457      |
| 4 persons  | 179   | 186     | 230       | 194     | 222                       | 295    | 219     | 146     | 166     | 170         | 364    | 305      |
| 5 persons  | 72    | 105     | 120       | 89      | 60                        | 139    | 134     | 76      | 86      | 85          | 190    | 178      |
| 6 persons  | 37    | 32      | 60        | 52      | 14                        | 59     | 65      | 47      | 43      | 34          | 73     | 67       |
| 7 persons  | 14    | 22      | 32        | 13      | 5                         | 30     | 38      | 14      | 28      | 11          | 39     | 21       |
| 8 persons  | 8     | 19      | 13        | 6       | ...                       | 16     | 26      | 5       | 8       | 7           | 23     | 11       |
| 9 persons  | 8     | 7       | 13        | 4       | ...                       | 5      | 11      | 5       | 10      | 1           | 3      | 5        |
| 10 persons or more                                 | ...   | 4       | ...       | 6       | ...                       | 11     | 6       | 1       | 6       | 1           | 21     | 5        |
| Median number of persons:                          |       |         |           |         |                           |        |         |         |         |             |        |          |
| All occupied dwelling units                        | 2.5   | 2.4     | 2.9       | 2.6     | 2.9                       | 2.6    | 2.7     | 2.7     | 2.6     | 2.7         | 2.8    | 2.6      |
| Owner-occupied dwelling units                      | 2.5   | 2.3     | 2.8       | 2.5     | ...                       | 2.5    | 2.7     | 2.6     | 2.4     | 2.7         | 2.8    | 2.6      |
| Renter-occupied dwelling units                     | 2.6   | 2.5     | 3.0       | 2.9     | 2.9                       | 2.7    | 2.8     | 2.7     | 2.8     | 2.7         | 2.8    | 2.5      |
| <b>PERSONS PER ROOM</b>                            |       |         |           |         |                           |        |         |         |         |             |        |          |
| All occupied dwelling units                        | 1,174 | 1,508   | 1,362     | 1,181   | 1,110                     | 1,880  | 1,386   | 910     | 1,068   | 1,072       | 2,115  | 2,029    |
| 0.75 or less                                       | 692   | 868     | 718       | 794     | 705                       | 1,123  | 754     | 551     | 353     | 606         | 1,212  | 1,208    |
| 0.76 to 1.00                                       | 261   | 387     | 359       | 230     | 336                       | 419    | 307     | 206     | 201     | 276         | 518    | 489      |
| 1.01 to 1.50                                       | 114   | 119     | 146       | 86      | 64                        | 174    | 162     | 95      | 76      | 111         | 180    | 158      |
| 1.51 or more                                       | 80    | 104     | 107       | 55      | 2                         | 139    | 148     | 49      | 410     | 67          | 169    | 135      |
| Not reported                                       | 27    | 30      | 32        | 16      | 3                         | 25     | 15      | 9       | 28      | 12          | 36     | 39       |



Table 23.—PLUMBING FACILITIES, YEAR BUILT, AND EQUIPMENT, FOR URBAN PLACES OF 2,500 TO 10,000: 1950

[Asterisk (\*) denotes statistics based on 20-percent sample]

| Subject  | Altus | Alva  | Ana-darke | Antlers | Atoka | Bethany | Blackwell | Bristow | Broken Arrow | Chandler | Che-cotah | Chero-kee | Clare-more | Clinton | Corde-ll | Cush-ing | Del City |
|--|-------|-------|-----------|---------|-------|---------|-----------|---------|--------------|----------|-----------|-----------|------------|---------|----------|----------|----------|
| All dwelling units.....                                | 3,349 | 2,219 | 2,110     | 869     | 920   | 1,696   | 3,173     | 1,945   | 1,103        | 979      | 892       | 977       | 1,953      | 2,546   | 1,074    | 2,906    | 761      |
| <b>WATER SUPPLY</b>                                    |       |       |           |         |       |         |           |         |              |          |           |           |            |         |          |          |          |
| Hot and cold piped running water inside structure..... | 2,542 | 1,922 | 1,492     | 342     | 571   | 1,633   | 2,793     | 1,453   | 874          | 732      | 440       | 811       | 1,473      | 2,082   | 788      | 2,346    | 759      |
| Only cold piped running water inside structure.....    | 356   | 196   | 259       | 209     | 135   | 26      | 241       | 275     | 165          | 94       | 236       | 79        | 222        | 244     | 173      | 330      | ...      |
| Piped running water outside structure.....             | 275   | 54    | 132       | 105     | 161   | 1       | 77        | 77      | 47           | 17       | 167       | 17        | 119        | 115     | 67       | 110      | ...      |
| No piped running water.....                            | 102   | 26    | 198       | 211     | 36    | 15      | 46        | 108     | 5            | 127      | 47        | 59        | 88         | 95      | 30       | 70       | 1        |
| Not reported.....                                      | 74    | 21    | 29        | 2       | 17    | 21      | 16        | 32      | 12           | 9        | 2         | 11        | 51         | 10      | 16       | 50       | 1        |
| <b>TOILET FACILITIES</b>                               |       |       |           |         |       |         |           |         |              |          |           |           |            |         |          |          |          |
| Flush toilet inside structure, exclusive use.....      | 2,404 | 1,812 | 1,448     | 381     | 599   | 1,504   | 2,585     | 1,444   | 799          | 710      | 463       | 773       | 1,339      | 1,965   | 771      | 2,241    | 750      |
| Flush toilet inside structure, shared.....             | 351   | 179   | 158       | 36      | 58    | 138     | 235       | 137     | 138          | 47       | 37        | 59        | 204        | 246     | 64       | 159      | 9        |
| Other toilet facilities (including privy).....         | 506   | 179   | 434       | 432     | 272   | 12      | 303       | 312     | 149          | 192      | 356       | 126       | 338        | 278     | 212      | 431      | ...      |
| No toilet.....   | 15    | 30    | 43        | 15      | 11    | 21      | 30        | 17      | 8            | 19       | 33        | 3         | 21         | 45      | 8        | 21       | 1        |
| Not reported.....                                      | 73    | 19    | 27        | 5       | 20    | 21      | 20        | 35      | 9            | 11       | 3         | 16        | 51         | 12      | 19       | 54       | 1        |
| <b>BATHING FACILITIES</b>                              |       |       |           |         |       |         |           |         |              |          |           |           |            |         |          |          |          |
| Installed bathtub or shower, exclusive use.....        | 2,302 | 1,812 | 1,375     | 374     | 544   | 1,490   | 2,552     | 1,342   | 758          | 684      | 433       | 762       | 1,320      | 1,891   | 751      | 2,227    | 748      |
| Installed bathtub or shower, shared.....               | 339   | 185   | 179       | 46      | 61    | 137     | 234       | 123     | 129          | 43       | 21        | 61        | 178        | 225     | 59       | 157      | 9        |
| No bathtub or shower.....                              | 616   | 200   | 499       | 439     | 285   | 44      | 395       | 426     | 210          | 238      | 429       | 138       | 397        | 412     | 245      | 455      | 1        |
| Not reported.....                                      | 92    | 22    | 57        | 10      | 30    | 25      | 32        | 54      | 6            | 14       | 9         | 16        | 58         | 18      | 19       | 67       | 3        |
| <b>*YEAR BUILT</b>                                     |       |       |           |         |       |         |           |         |              |          |           |           |            |         |          |          |          |
| Number reporting.....                                  | 3,230 | 2,210 | 1,865     | 855     | 905   | 1,540   | 3,100     | 1,800   | 1,085        | 955      | 855       | 955       | 270        | 2,470   | 1,015    | 2,770    | 740      |
| 1945 or later.....                                     | 415   | 355   | 235       | 220     | 145   | 685     | 325       | 80      | 300          | 110      | 140       | 130       | 15         | 480     | 130      | 280      | 735      |
| 1940 to 1944.....                                      | 355   | 75    | 130       | 85      | 75    | 140     | 65        | 25      | 70           | 30       | 100       | 55        | 5          | 160     | 40       | 95       | ...      |
| 1930 to 1939.....                                      | 555   | 300   | 225       | 240     | 210   | 370     | 150       | 245     | 100          | 95       | 85        | 155       | 95         | 505     | 90       | 265      | ...      |
| 1920 to 1929.....                                      | 1,105 | 445   | 450       | 125     | 135   | 270     | 1,225     | 1,105   | 175          | 165      | 140       | 305       | 70         | 735     | 300      | 1,155    | ...      |
| 1910 or earlier.....                                   | 800   | 1,035 | 825       | 185     | 340   | 75      | 1,335     | 345     | 440          | 555      | 390       | 310       | 85         | 590     | 455      | 975      | 5        |
| <b>*ELECTRIC LIGHTING</b>                              |       |       |           |         |       |         |           |         |              |          |           |           |            |         |          |          |          |
| Number reporting.....                                  | 3,215 | 2,190 | 2,040     | 880     | 890   | 1,715   | 3,135     | 1,905   | 1,100        | 935      | 910       | 965       | 565        | 2,590   | 1,055    | 2,855    | 745      |
| With electric lights.....                              | 3,160 | 2,175 | 1,985     | 835     | 860   | 1,705   | 3,110     | 1,830   | 1,095        | 890      | 835       | 955       | 565        | 2,475   | 1,040    | 2,825    | 740      |
| All occupied dwelling units.....                       | 3,208 | 2,075 | 2,088     | 817     | 879   | 1,594   | 3,018     | 1,824   | 1,042        | 917      | 859       | 907       | 1,838      | 2,446   | 1,005    | 2,813    | 693      |
| <b>*HEATING EQUIPMENT</b>                              |       |       |           |         |       |         |           |         |              |          |           |           |            |         |          |          |          |
| Number reporting heating equipment.....                | 3,115 | 2,065 | 1,500     | 825     | 900   | 1,595   | 3,025     | 1,600   | 1,015        | 915      | 590       | 920       | 650        | 2,390   | 970      | 2,740    | 720      |
| Central heating, piped steam or hot water.....         | 45    | 40    | 25        | 30      | ...   | 15      | 85        | 130     | 5            | 5        | 10        | 20        | ...        | 45      | 10       | 25       | 45       |
| Central heating, warm air furnace.....                 | 335   | 830   | 400       | 5       | 85    | 675     | 795       | 270     | 205          | 5        | ...       | 365       | 75         | 655     | 215      | 780      | 465      |
| Noncentral heating, with flue.....                     | 135   | 1,005 | 415       | 375     | 180   | 315     | 1,250     | 450     | 45           | 290      | 45        | 410       | 300        | 340     | 100      | 525      | 200      |
| Noncentral heating, without flue.....                  | 2,600 | 1,85  | 645       | 415     | 635   | 590     | 895       | 735     | 760          | 655      | 530       | 120       | 275        | 1,340   | 640      | 1,410    | 10       |
| Not heated.....  | ...   | 5     | 15        | ...     | ...   | ...     | ...       | 15      | ...          | ...      | 5         | ...       | ...        | 10      | 5        | ...      | ...      |
| <b>*HEATING FUEL</b>                                   |       |       |           |         |       |         |           |         |              |          |           |           |            |         |          |          |          |
| Number reporting heating equipment.....                | 3,115 | 2,065 | 1,500     | 825     | 900   | 1,595   | 3,025     | 1,600   | 1,015        | 915      | 590       | 920       | 650        | 2,390   | 970      | 2,740    | 720      |
| Central heating.....                                   | 380   | 870   | 425       | 35      | 85    | 690     | 880       | 400     | 210          | 10       | 10        | 385       | 75         | 700     | 225      | 805      | 510      |
| Coal.....  | ...   | 5     | ...       | 5       | ...   | ...     | 5         | 10      | ...          | ...      | ...       | 5         | 5          | 5       | ...      | ...      | ...      |
| Wood.....  | ...   | 5     | ...       | 5       | ...   | ...     | 5         | 10      | ...          | ...      | ...       | 5         | 5          | ...     | 5        | ...      | ...      |
| Utility gas.....                                       | 375   | 855   | 425       | ...     | 85    | 680     | 855       | 370     | 195          | 10       | 10        | 375       | 70         | 680     | 220      | 795      | 510      |
| Bottled gas.....                                       | ...   | ...   | ...       | 25      | ...   | ...     | ...       | ...     | ...          | ...      | ...       | ...       | ...        | ...     | ...      | ...      | ...      |
| Liquid fuel.....                                       | ...   | ...   | ...       | ...     | ...   | ...     | ...       | ...     | ...          | ...      | ...       | ...       | ...        | ...     | ...      | ...      | ...      |
| Other fuel.....  | ...   | 5     | ...       | ...     | ...   | ...     | ...       | 5       | 5            | ...      | ...       | ...       | ...        | ...     | ...      | ...      | ...      |
| Not reported.....                                      | 5     | ...   | ...       | ...     | ...   | ...     | 5         | 5       | ...          | ...      | ...       | ...       | ...        | ...     | ...      | 5        | ...      |
| Noncentral heating.....                                | 2,735 | 1,190 | 1,060     | 790     | 815   | 905     | 2,145     | 1,185   | 805          | 905      | 575       | 530       | 575        | 1,680   | 740      | 1,935    | 210      |
| Coal.....  | 45    | 5     | 25        | 80      | 30    | ...     | 5         | ...     | ...          | ...      | ...       | 15        | 10         | 35      | 15       | 5        | ...      |
| Wood.....  | 20    | 10    | 15        | 255     | 125   | ...     | 15        | 10      | 5            | 40       | ...       | 10        | 5          | 20      | 5        | 5        | ...      |
| Utility gas.....                                       | 2,590 | 1,140 | 1,010     | ...     | 610   | 895     | 2,100     | 1,150   | 800          | 840      | 570       | 500       | 540        | 1,565   | 700      | 1,900    | 210      |
| Bottled gas.....                                       | 20    | 10    | ...       | 405     | 20    | 5       | 20        | 10      | ...          | 10       | ...       | ...       | 5          | 30      | 5        | 10       | ...      |
| Liquid fuel.....                                       | 40    | 15    | 10        | 40      | 20    | ...     | 5         | ...     | ...          | 5        | ...       | ...       | ...        | 20      | 10       | 10       | ...      |
| Electricity.....                                       | ...   | ...   | ...       | ...     | ...   | 5       | ...       | ...     | ...          | ...      | ...       | ...       | 5          | ...     | ...      | ...      | ...      |
| Other fuel.....  | 20    | 10    | ...       | 10      | 10    | ...     | ...       | 5       | ...          | ...      | 5         | ...       | ...        | 10      | ...      | 5        | ...      |
| Not reported.....                                      | ...   | ...   | ...       | ...     | ...   | ...     | ...       | 10      | ...          | 10       | ...       | ...       | 10         | ...     | 5        | ...      | ...      |
| Not heated.....  | ...   | 5     | 15        | ...     | ...   | ...     | ...       | 15      | ...          | ...      | 5         | ...       | ...        | 10      | 5        | ...      | ...      |
| <b>*COOKING FUEL</b>                                   |       |       |           |         |       |         |           |         |              |          |           |           |            |         |          |          |          |
| Number reporting.....                                  | 3,210 | 2,060 | 1,960     | 805     | 875   | 1,535   | 2,970     | 1,795   | 1,040        | 950      | 880       | 950       | 800        | 2,425   | 1,005    | 2,760    | 685      |
| Coal.....  | 20    | 10    | 20        | 15      | 5     | ...     | 5         | ...     | ...          | 10       | ...       | ...       | ...        | ...     | ...      | ...      | ...      |
| Wood.....  | 10    | 20    | 40        | 205     | 110   | ...     | 20        | ...     | ...          | 15       | 5         | 10        | 10         | 25      | 10       | 15       | ...      |
| Utility gas.....                                       | 3,115 | 1,915 | 1,885     | 10      | 665   | 1,490   | 2,895     | 1,745   | 1,010        | 875      | 875       | 875       | 775        | 2,225   | 940      | 2,710    | 640      |
| Bottled gas.....                                       | 10    | 20    | ...       | 275     | 15    | 5       | 35        | ...     | 5            | 5        | ...       | ...       | ...        | 15      | 10       | 30       | ...      |
| Liquid fuel.....                                       | 35    | 5     | 5         | 155     | 20    | ...     | ...       | ...     | ...          | 5        | ...       | 15        | 5          | 30      | 25       | 5        | ...      |
| Electricity.....                                       | 5     | 80    | ...       | 135     | 55    | 40      | 30        | 10      | 25           | 40       | ...       | 50        | 10         | 105     | 20       | ...      | 45       |
| Other fuel.....  | 10    | 10    | 10        | 10      | 5     | ...     | ...       | 10      | ...          | ...      | ...       | ...       | ...        | 10      | ...      | ...      | ...      |
| None.....  | 5     | ...   | ...       | ...     | ...   | ...     | ...       | 10      | ...          | ...      | ...       | ...       | ...        | 15      | ...      | ...      | ...      |
| <b>*REFRIGERATION EQUIPMENT</b>                        |       |       |           |         |       |         |           |         |              |          |           |           |            |         |          |          |          |
| Number reporting.....                                  | 3,095 | 2,030 | 1,880     | 845     | 850   | 1,615   | 2,995     | 1,780   | 1,050        | 865      | 880       | 925       | 525        | 2,480   | 990      | 2,800    | 650      |
| Mechanical.....  | 2,495 | 1,680 | 1,330     | 535     | 550   | 1,445   | 2,450     | 1,430   | 830          | 680      | 620       | 810       | 410        | 1,930   | 800      | 2,245    | 610      |
| Ice.....   | 410   | 230   | 270       | 205     | 190   | 115     | 420       | 185     | 195          | 125      | 145       | 85        | 105        | 390     | 140      | 450      | 35       |
| Other or none.....                                     | 190   | 120   | 280       | 105     | 110   | 55      | 125       | 165     | 25           | 60       | 115       | 30        | 10         | 160     | 50       | 105      | 5        |
| <b>*KITCHEN SINK</b>                                   |       |       |           |         |       |         |           |         |              |          |           |           |            |         |          |          |          |
| Number reporting.....                                  | 3,205 | 2,060 | 1,910     | 805     | 880   | 1,545   | 2,985     | 1,800   | 1,030        | 945      | 885       | 860       | 810        | 2,425   | 1,010    | 2,750    | 685      |
| With kitchen sink.....                                 | 2,595 | 1,925 | 1,470     | 455     | 675   | 1,520   | 2,725     | 1,490   | 905          | 760      | 565       | 810       | 540        | 2,105   | 870      | 2,380    | 685      |
| <b>*RADIO</b>  |       |       |           |         |       |         |           |         |              |          |           |           |            |         |          |          |          |
| Number reporting.....                                  | 3,115 | 2,000 | 2,025     | 800     | 865   | 1,600   | 2,945     | 1,795   | 1,015        | 920      | 865       | 900       | 705        | 2,470   | 985      | 2,745    | 660      |
| With radio.....  | 2,940 | 1,905 | 1,800     | 740     | 780   | 1,560   | 2,840     | 1,710   | 970          | 890      | 820       | 880       | 675        | 2,315   | 920      | 2,595    | 655      |
| <b>*TELEVISION</b>                                     |       |       |           |         |       |         |           |         |              |          |           |           |            |         |          |          |          |
| Number reporting.....                                  | 3,105 | 1,995 | 1,965     | 810     | 870   | 1,595   | 2,910     | 1,725   | 1,015        | 920      | 870       | 900       | 700        | 2,475   | 980      | 2,740    | 660      |
| With television.....                                   | 30    | 15    | 60        | 5       | 25    | 115     | 25        | 20      | 35           | 15       | 30        | ...       | 10         | 25      | 15       | 75       | 80       |

Table 23.—PLUMBING FACILITIES, YEAR BUILT, AND EQUIPMENT, FOR URBAN PLACES OF 2,500 TO 10,000: 1950—Con

[Asterisk (\*) denotes statistics based on 20-percent sample]

| Subject  | Dewey | Drum-right | Edmond | Elk City | Enfau-la | Freder-ick | Guymon | Heald-ton | Henry-etta | Hobart | Holden-ville | Hollis | Hominy | Hugo  | Idabel | King-fisher | Konawa |
|--|-------|------------|--------|----------|----------|------------|--------|-----------|------------|--------|--------------|--------|--------|-------|--------|-------------|--------|
| All dwelling units.....                                | 805   | 1,715      | 1,895  | 2,647    | 848      | 1,862      | 1,584  | 833       | 2,622      | 1,926  | 2,135        | 1,081  | 952    | 2,081 | 1,571  | 1,218       | 765    |
| <b>WATER SUPPLY</b>                                    |       |            |        |          |          |            |        |           |            |        |              |        |        |       |        |             |        |
| Hot and cold piped running water inside structure..... | 614   | 1,173      | 1,782  | 2,075    | 490      | 1,284      | 1,314  | 616       | 1,808      | 1,534  | 1,596        | 780    | 652    | 1,166 | 673    | 905         | 552    |
| Only cold piped running water inside structure.....    | 77    | 412        | 61     | 178      | 158      | 275        | 155    | 104       | 621        | 205    | 306          | 151    | 195    | 442   | 253    | 143         | 117    |
| Piped running water outside structure.....             | 16    | 70         | 15     | 33       | 124      | 186        | 45     | 54        | 77         | 136    | 111          | 112    | 65     | 371   | 218    | 63          | 22     |
| No piped running water.....                            | 69    | 42         | 11     | 327      | 72       | 93         | 16     | 39        | 101        | 40     | 86           | 10     | 36     | 77    | 382    | 98          | 61     |
| Not reported.....                                      | 29    | 18         | 26     | 34       | 4        | 24         | 54     | 20        | 15         | 11     | 36           | 28     | 4      | 25    | 45     | 9           | 13     |
| <b>TOILET FACILITIES</b>                               |       |            |        |          |          |            |        |           |            |        |              |        |        |       |        |             |        |
| Flush toilet inside structure, exclusive use.....      | 609   | 1,077      | 1,645  | 1,918    | 475      | 1,214      | 1,239  | 618       | 1,715      | 1,501  | 1,622        | 748    | 622    | 1,217 | 726    | 860         | 567    |
| Flush toilet inside structure, shared.....             | 38    | 87         | 162    | 164      | 36       | 109        | 54     | 23        | 263        | 135    | 121          | 97     | 58     | 70    | 19     | 59          | 38     |
| Other toilet facilities (including privy).....         | 119   | 522        | 54     | 493      | 317      | 503        | 215    | 163       | 599        | 263    | 347          | 203    | 255    | 755   | 682    | 261         | 137    |
| No toilet.....   | 8     | 10         | 8      | 36       | 17       | 15         | 20     | 9         | 28         | 13     | 10           | 6      | 12     | 16    | 97     | 28          | 9      |
| Not reported.....                                      | 31    | 19         | 26     | 36       | 3        | 21         | 56     | 20        | 17         | 14     | 35           | 27     | 5      | 23    | 47     | 10          | 14     |
| <b>BATHING FACILITIES</b>                              |       |            |        |          |          |            |        |           |            |        |              |        |        |       |        |             |        |
| Installed bathtub or shower, exclusive use.....        | 588   | 1,078      | 1,641  | 1,910    | 458      | 1,237      | 1,228  | 599       | 1,649      | 1,440  | 1,491        | 708    | 594    | 1,236 | 732    | 861         | 572    |
| Installed bathtub or shower, shared.....               | 41    | 85         | 159    | 159      | 31       | 100        | 65     | 20        | 257        | 146    | 150          | 90     | 59     | 71    | 20     | 59          | 39     |
| No bathtub or shower.....                              | 142   | 529        | 66     | 542      | 355      | 495        | 227    | 189       | 691        | 306    | 458          | 253    | 287    | 725   | 759    | 283         | 130    |
| Not reported.....                                      | 34    | 23         | 29     | 36       | 4        | 30         | 64     | 25        | 25         | 34     | 36           | 30     | 12     | 49    | 60     | 15          | 24     |
| <b>*YEAR BUILT</b>                                     |       |            |        |          |          |            |        |           |            |        |              |        |        |       |        |             |        |
| Number reporting.....                                  | 720   | 1,685      | 1,800  | 2,470    | 850      | 1,820      | 1,505  | 805       | 2,605      | 1,915  | 2,085        | 1,050  | 930    | 1,940 | 1,515  | 1,195       | 735    |
| 1945 or later.....                                     | 130   | 95         | 360    | 635      | 170      | 195        | 680    | 95        | 360        | 245    | 90           | 125    | 25     | 230   | 280    | 105         | ...    |
| 1940 to 1944.....                                      | 20    | 20         | 115    | 85       | 55       | 270        | 120    | 15        | 40         | 65     | 70           | 15     | 5      | 125   | 140    | 60          | 5      |
| 1930 to 1939.....                                      | 45    | 170        | 355    | 355      | 135      | 160        | 205    | 280       | 255        | 375    | 350          | 200    | 30     | 495   | 665    | 140         | 190    |
| 1920 to 1929.....                                      | 105   | 935        | 375    | 1,125    | 130      | 575        | 245    | 250       | 825        | 675    | 1,285        | 420    | 355    | 595   | 245    | 225         | 435    |
| 1910 or earlier.....                                   | 420   | 465        | 595    | 270      | 360      | 620        | 255    | 165       | 1,125      | 555    | 290          | 290    | 515    | 495   | 185    | 665         | 105    |
| <b>*ELECTRIC LIGHTING</b>                              |       |            |        |          |          |            |        |           |            |        |              |        |        |       |        |             |        |
| Number reporting.....                                  | 755   | 1,690      | 1,860  | 2,630    | 830      | 1,865      | 1,545  | 815       | 2,610      | 1,860  | 2,075        | 1,040  | 955    | 2,055 | 1,550  | 1,190       | 735    |
| With electric lights.....                              | 735   | 1,625      | 1,845  | 2,575    | 780      | 1,745      | 1,530  | 785       | 2,535      | 1,835  | 2,000        | 1,020  | 945    | 1,880 | 1,365  | 1,130       | 705    |
| All occupied dwelling units.....                       | 772   | 1,652      | 1,814  | 2,564    | 816      | 1,771      | 1,446  | 807       | 2,482      | 1,836  | 2,066        | 1,036  | 900    | 1,968 | 1,505  | 1,119       | 762    |
| <b>*HEATING EQUIPMENT</b>                              |       |            |        |          |          |            |        |           |            |        |              |        |        |       |        |             |        |
| Number reporting heating equipment.....                | 850   | 1,325      | 1,780  | 2,570    | 835      | 1,675      | 1,380  | 765       | 2,480      | 1,275  | 1,860        | 1,045  | 925    | 1,855 | 1,230  | 1,125       | 715    |
| Central heating, piped steam or hot water.....         | 40    | 30         | 10     | 200      | 5        | 15         | 20     | 20        | 55         | 30     | 275          | ...    | 15     | 45    | 50     | 360         | 150    |
| Central heating, warm air furnace.....                 | 270   | 140        | 465    | 635      | 70       | 245        | 785    | 25        | 220        | 185    | 75           | 60     | 40     | 15    | 45     | 215         | 20     |
| Noncentral heating, with flue.....                     | 260   | 215        | 580    | 275      | 285      | 460        | 240    | 215       | 830        | 645    | 130          | 90     | 125    | 370   | 470    | 225         | 55     |
| Noncentral heating, without flue.....                  | 280   | 935        | 720    | 1,450    | 470      | 950        | 330    | 505       | 1,370      | 410    | 1,380        | 895    | 745    | 1,425 | 665    | 320         | 490    |
| Not heated.....  | ...   | 5          | 5      | 10       | 5        | 5          | 5      | ...       | 5          | 5      | ...          | ...    | ...    | ...   | ...    | 5           | ...    |
| <b>*HEATING FUEL</b>                                   |       |            |        |          |          |            |        |           |            |        |              |        |        |       |        |             |        |
| Number reporting heating equipment.....                | 850   | 1,325      | 1,780  | 2,570    | 835      | 1,675      | 1,380  | 765       | 2,480      | 1,275  | 1,860        | 1,045  | 925    | 1,855 | 1,230  | 1,125       | 715    |
| Central heating.....                                   | 310   | 170        | 475    | 835      | 75       | 260        | 805    | 45        | 275        | 215    | 350          | 60     | 55     | 60    | 95     | 575         | 170    |
| Coal.....  | 40    | ...        | 5      | 30       | 10       | 5          | ...    | ...       | 5          | 30     | ...          | ...    | ...    | ...   | ...    | ...         | 5      |
| Wood.....  | 5     | ...        | ...    | ...      | ...      | ...        | 5      | ...       | 5          | 5      | ...          | ...    | ...    | ...   | 15     | 5           | ...    |
| Utility gas.....                                       | 260   | 170        | 445    | 785      | 65       | 250        | 780    | 45        | 265        | 175    | 345          | 60     | 40     | 45    | 5      | 565         | 155    |
| Bottled gas.....                                       | 5     | ...        | 5      | 20       | ...      | ...        | 10     | ...       | ...        | 5      | ...          | ...    | ...    | ...   | 75     | ...         | ...    |
| Liquid fuel.....                                       | ...   | ...        | ...    | ...      | ...      | ...        | ...    | ...       | ...        | ...    | ...          | ...    | ...    | ...   | ...    | ...         | 5      |
| Other fuel.....  | ...   | ...        | ...    | ...      | ...      | 5          | 5      | ...       | ...        | ...    | 5            | ...    | 15     | 5     | ...    | ...         | 5      |
| Not reported.....                                      | ...   | ...        | 20     | ...      | ...      | ...        | 5      | ...       | ...        | ...    | ...          | ...    | ...    | 10    | ...    | 5           | ...    |
| Noncentral heating.....                                | 540   | 1,150      | 1,300  | 1,725    | 755      | 1,410      | 570    | 720       | 2,200      | 1,055  | 1,510        | 985    | 870    | 1,795 | 1,135  | 545         | 545    |
| Coal.....  | 30    | ...        | ...    | 40       | 5        | 60         | ...    | 5         | 45         | 5      | 30           | ...    | ...    | 40    | 10     | 55          | ...    |
| Wood.....  | 10    | ...        | 5      | 15       | 30       | 15         | ...    | 5         | ...        | 15     | 5            | ...    | 10     | 230   | 405    | 30          | 5      |
| Utility gas.....                                       | 485   | 1,135      | 1,270  | 1,575    | 715      | 1,220      | 550    | 705       | 2,185      | 935    | 1,475        | 885    | 850    | 1,410 | 30     | 445         | 500    |
| Bottled gas.....                                       | 5     | 5          | 15     | 5        | 15       | 15         | 5      | ...       | 20         | 15     | 25           | ...    | 30     | 570   | ...    | 20          | ...    |
| Liquid fuel.....                                       | 5     | 10         | 5      | 45       | ...      | 80         | ...    | ...       | 5          | 10     | 35           | 5      | 35     | 85    | 5      | 10          | ...    |
| Electricity.....                                       | 5     | ...        | ...    | ...      | ...      | ...        | ...    | ...       | 5          | ...    | ...          | 5      | ...    | 5     | 10     | ...         | ...    |
| Other fuel.....  | ...   | ...        | 5      | ...      | ...      | 20         | 5      | ...       | 5          | 35     | ...          | ...    | ...    | 20    | 20     | 10          | ...    |
| Not reported.....                                      | ...   | ...        | ...    | ...      | ...      | ...        | ...    | ...       | ...        | ...    | ...          | 5      | 5      | 25    | 5      | ...         | 10     |
| Not heated.....  | ...   | 5          | 5      | 10       | 5        | 5          | 5      | ...       | 5          | 5      | ...          | ...    | ...    | ...   | ...    | 5           | ...    |
| <b>*COOKING FUEL</b>                                   |       |            |        |          |          |            |        |           |            |        |              |        |        |       |        |             |        |
| Number reporting.....                                  | 735   | 1,665      | 1,820  | 2,550    | 815      | 1,755      | 1,435  | 790       | 2,425      | 1,795  | 2,085        | 1,030  | 880    | 1,950 | 1,440  | 1,115       | 735    |
| Coal.....  | 10    | ...        | 10     | 20       | 10       | 25         | ...    | ...       | 10         | 15     | ...          | 20     | ...    | 20    | 15     | 20          | 5      |
| Wood.....  | 15    | ...        | ...    | 20       | 45       | 20         | 5      | 10        | ...        | 5      | 10           | ...    | 10     | 195   | 385    | 25          | ...    |
| Utility gas.....                                       | 685   | 1,645      | 1,790  | 2,395    | 745      | 1,560      | 1,395  | 755       | 2,380      | 1,640  | 2,055        | 930    | 835    | 1,470 | 50     | 1,020       | 735    |
| Bottled gas.....                                       | ...   | 15         | 10     | 75       | ...      | 25         | 15     | 10        | 15         | 25     | 10           | 20     | ...    | 45    | 715    | ...         | 10     |
| Liquid fuel.....                                       | ...   | ...        | 5      | 30       | 5        | 80         | 10     | 5         | ...        | 10     | 10           | 50     | ...    | 30    | 150    | 35          | 5      |
| Electricity.....                                       | 25    | ...        | 5      | ...      | 5        | 40         | 5      | 10        | 20         | 75     | ...          | 10     | 30     | 120   | 115    | ...         | ...    |
| Other fuel.....  | ...   | ...        | ...    | 10       | ...      | 5          | ...    | ...       | ...        | 25     | ...          | ...    | 5      | 65    | 10     | 15          | ...    |
| None.....  | ...   | 5          | ...    | ...      | 5        | ...        | 5      | ...       | ...        | ...    | ...          | ...    | ...    | 5     | ...    | ...         | ...    |
| <b>*REFRIGERATION EQUIPMENT</b>                        |       |            |        |          |          |            |        |           |            |        |              |        |        |       |        |             |        |
| Number reporting.....                                  | 740   | 1,615      | 1,785  | 2,550    | 795      | 1,790      | 1,425  | 790       | 2,480      | 1,790  | 2,030        | 995    | 905    | 1,960 | 1,480  | 1,110       | 725    |
| Mechanical.....  | 585   | 1,355      | 1,540  | 2,115    | 550      | 1,400      | 1,215  | 660       | 1,950      | 1,425  | 1,695        | 845    | 685    | 1,265 | 990    | 930         | 625    |
| Ice.....   | 135   | 180        | 205    | 285      | 190      | 295        | 130    | 100       | 400        | 270    | 210          | 70     | 155    | 515   | 290    | 110         | 55     |
| Other or none.....                                     | 20    | 80         | 40     | 150      | 55       | 95         | 80     | 30        | 130        | 95     | 125          | 80     | 65     | 180   | 200    | 70          | 45     |
| <b>*KITCHEN SINK</b>                                   |       |            |        |          |          |            |        |           |            |        |              |        |        |       |        |             |        |
| Number reporting.....                                  | 735   | 1,665      | 1,805  | 2,560    | 815      | 1,760      | 1,440  | 790       | 2,415      | 1,800  | 2,075        | 1,030  | 880    | 1,935 | 1,455  | 1,120       | 760    |
| With kitchen sink.....                                 | 570   | 1,475      | 1,725  | 2,225    | 560      | 1,445      | 1,360  | 710       | 2,070      | 1,540  | 1,785        | 785    | 730    | 1,495 | 815    | 940         | 635    |
| <b>*RADIO</b>  |       |            |        |          |          |            |        |           |            |        |              |        |        |       |        |             |        |
| Number reporting.....                                  | 680   | 1,680      | 1,820  | 2,480    | 785      | 1,785      | 1,420  | 825       | 2,465      | 1,780  | 2,015        | 1,045  | 890    | 1,850 | 1,440  | 1,060       | 765    |
| With radio.....  | 645   | 1,605      | 1,805  | 2,400    | 735      | 1,675      | 1,390  | 780       | 2,355      | 1,715  | 1,950        | 1,005  | 785    | 1,690 | 1,220  | 1,000       | 725    |
| <b>*TELEVISION</b>                                     |       |            |        |          |          |            |        |           |            |        |              |        |        |       |        |             |        |
| Number reporting.....                                  | 700   | 1,675      | 1,820  | 2,480    | 790      | 1,770      | 1,415  | 825       | 2,465      | 1,780  | 2,015        | 1,025  | 885    | 1,830 | 1,415  | 1,065       | 760    |
| With television.....                                   | 30    | 25         | 65     | 30       | 20       | ...        | 15     | ...       | 30         | 25     | 15           | 5      | 10     | ...   | 5      | 20          | 35     |

Table 23.—PLUMBING FACILITIES, YEAR BUILT, AND EQUIPMENT, FOR URBAN PLACES OF 2,500 TO 10,000: 1950—Con.

(Asterisk (\*) denotes statistics based on 20-percent sample)

| Subject   | Lindsay | Madill | Mangum | Marlow | Nichols Hills | Nowata | Okemah | Pauls Valley | Pawhuska | Pawnee | Perry | Picher | Poteau | Pryor Creek | Purcell | Sallisaw | Sand Springs |
|---|---------|--------|--------|--------|---------------|--------|--------|--------------|----------|--------|-------|--------|--------|-------------|---------|----------|--------------|
| All dwelling units.....                           | 1,056   | 1,042  | 1,565  | 1,210  | 829           | 1,411  | 1,222  | 2,211        | 1,938    | 813    | 1,867 | 1,512  | 1,569  | 1,510       | 1,192   | 941      | 2,276        |
| <b>WATER SUPPLY</b>                               |         |        |        |        |               |        |        |              |          |        |       |        |        |             |         |          |              |
| Hot and cold piped running water inside structure | 763     | 739    | 1,135  | 877    | 820           | 1,055  | 930    | 1,649        | 1,602    | 617    | 1,550 | 421    | 893    | 1,324       | 855     | 603      | 1,642        |
| Only cold piped running water inside structure    | 152     | 155    | 273    | 240    | 1             | 155    | 182    | 264          | 186      | 88     | 137   | 770    | 335    | 84          | 180     | 221      | 369          |
| Piped running water outside structure             | 66      | 61     | 104    | 59     | ...           | 76     | 81     | 130          | 86       | 42     | 125   | 174    | 185    | 24          | 24      | 46       | 119          |
| No piped running water                            | 50      | 74     | 30     | 31     | ...           | 112    | 18     | 139          | 54       | 38     | 55    | 89     | 147    | 36          | 112     | 60       | 132          |
| Not reported.....                                 | 25      | 13     | 23     | 3      | 8             | 13     | 11     | 29           | 10       | 28     | ...   | 58     | 9      | 42          | 21      | 11       | 14           |
| <b>TOILET FACILITIES</b>                          |         |        |        |        |               |        |        |              |          |        |       |        |        |             |         |          |              |
| Flush toilet inside structure, exclusive use      | 697     | 733    | 1,214  | 779    | 819           | 981    | 875    | 1,565        | 1,409    | 602    | 1,481 | 399    | 887    | 1,316       | 832     | 607      | 1,529        |
| Flush toilet inside structure, shared             | 74      | 32     | 109    | 134    | ...           | 106    | 118    | 108          | 246      | 46     | 110   | 50     | 71     | 43          | 54      | 72       | 279          |
| Other toilet facilities (including privy)         | 239     | 243    | 189    | 287    | ...           | 301    | 209    | 446          | 247      | 91     | 248   | 998    | 576    | 102         | 274     | 241      | 447          |
| No toilet   | 13      | 20     | 24     | 4      | ...           | 8      | 7      | 42           | 25       | 45     | 12    | 19     | 25     | 7           | 12      | 11       | 4            |
| Not reported.....                                 | 33      | 14     | 29     | 6      | 10            | 15     | 13     | 50           | 11       | 29     | 16    | 46     | 10     | 42          | 20      | 10       | 17           |
| <b>BATHING FACILITIES</b>                         |         |        |        |        |               |        |        |              |          |        |       |        |        |             |         |          |              |
| Installed bathtub or shower, exclusive use        | 710     | 712    | 1,144  | 804    | 821           | 972    | 816    | 1,497        | 1,346    | 564    | 1,438 | 393    | 861    | 1,311       | 817     | 563      | 1,421        |
| Installed bathtub or shower, shared               | 75      | 23     | 109    | 136    | ...           | 108    | 108    | 110          | 243      | 46     | 105   | 43     | 61     | 42          | 43      | 58       | 263          |
| No bathtub or shower                              | 242     | 282    | 276    | 261    | ...           | 306    | 280    | 436          | 324      | 169    | 294   | 975    | 631    | 111         | 300     | 298      | 571          |
| Not reported.....                                 | 29      | 25     | 36     | 9      | 8             | 25     | 18     | 168          | 25       | 34     | 30    | 101    | 16     | 46          | 32      | 22       | 21           |
| <b>*YEAR BUILT</b>                                |         |        |        |        |               |        |        |              |          |        |       |        |        |             |         |          |              |
| Number reporting.....                             | 780     | 1,030  | 1,560  | 1,115  | 810           | 1,370  | 1,230  | 2,090        | 1,945    | 800    | 1,805 | 1,460  | 1,510  | 1,480       | 930     | 875      | 2,250        |
| 1945 or later                                     | 300     | 105    | 140    | 185    | 425           | 130    | 75     | 540          | 110      | 35     | 255   | 15     | 285    | 110         | 210     | 325      | 375          |
| 1940 to 1944                                      | 50      | 60     | 40     | 80     | 140           | 55     | 30     | 135          | 35       | ...    | 70    | 5      | 150    | 635         | 115     | 115      | 125          |
| 1930 to 1939                                      | 65      | 280    | 175    | 150    | 240           | 145    | 110    | 455          | 75       | 45     | 220   | 145    | 225    | 295         | 225     | 105      | 355          |
| 1920 to 1929                                      | 120     | 215    | 570    | 445    | 5             | 230    | 665    | 505          | 660      | 245    | 405   | 785    | 310    | 145         | 145     | 130      | 765          |
| 1910 or earlier                                   | 245     | 370    | 635    | 255    | ...           | 810    | 350    | 455          | 1,065    | 475    | 855   | 510    | 540    | 295         | 235     | 200      | 630          |
| <b>*ELECTRIC LIGHTING</b>                         |         |        |        |        |               |        |        |              |          |        |       |        |        |             |         |          |              |
| Number reporting.....                             | 505     | 1,000  | 1,500  | 1,175  | 810           | 1,380  | 1,220  | 2,220        | 1,885    | 770    | 1,820 | 1,385  | 1,465  | 1,420       | 1,175   | 890      | 2,280        |
| With electric lights                              | 490     | 940    | 1,480  | 1,155  | 810           | 1,300  | 1,210  | 2,150        | 1,820    | 750    | 1,800 | 1,310  | 1,340  | 1,410       | 1,155   | 855      | 2,255        |
| All occupied dwelling units.....                  | 979     | 946    | 1,498  | 1,137  | 801           | 1,368  | 1,168  | 2,143        | 1,776    | 800    | 1,773 | 1,270  | 1,479  | 1,439       | 1,127   | 915      | 2,185        |
| <b>*HEATING EQUIPMENT</b>                         |         |        |        |        |               |        |        |              |          |        |       |        |        |             |         |          |              |
| Number reporting heating equipment                | 550     | 960    | 1,315  | 1,170  | 805           | 1,305  | 1,150  | 1,950        | 1,810    | 755    | 1,750 | 1,230  | 1,345  | 1,415       | 925     | 720      | 2,160        |
| Central heating, piped steam or hot water         | 50      | 50     | 10     | 15     | 30            | 90     | 25     | 35           | 860      | 30     | 15    | 5      | 5      | 30          | 50      | 10       | 20           |
| Central heating, warm air furnace                 | 160     | 65     | 185    | 170    | 285           | 210    | 35     | 220          | 130      | 130    | 850   | 90     | 100    | 80          | 220     | 50       | 430          |
| Noncentral heating, with flue                     | 25      | 135    | 45     | 430    | 150           | 505    | 40     | 515          | 295      | 95     | 280   | 930    | 120    | 725         | 235     | 220      | 480          |
| Noncentral heating, without flue                  | 310     | 700    | 1,075  | 555    | 40            | 540    | 1,050  | 1,180        | 510      | 475    | 600   | 205    | 1,120  | 565         | 420     | 440      | 1,225        |
| Not heated  | 5       | 10     | ...    | ...    | ...           | ...    | ...    | ...          | 15       | 25     | 5     | ...    | ...    | 15          | ...     | ...      | 5            |
| <b>*HEATING FUEL</b>                              |         |        |        |        |               |        |        |              |          |        |       |        |        |             |         |          |              |
| Number reporting heating equipment                | 550     | 960    | 1,315  | 1,170  | 805           | 1,305  | 1,150  | 1,950        | 1,810    | 755    | 1,750 | 1,230  | 1,345  | 1,415       | 925     | 720      | 2,160        |
| Central heating.....                              | 210     | 115    | 195    | 185    | 615           | 260    | 60     | 255          | 990      | 160    | 865   | 95     | 105    | 110         | 270     | 60       | 450          |
| Coal  | ...     | 5      | ...    | 10     | ...           | ...    | ...    | 5            | 5        | ...    | ...   | ...    | 10     | 15          | ...     | ...      | 5            |
| Wood  | ...     | 10     | ...    | ...    | ...           | ...    | ...    | 5            | ...      | ...    | 5     | ...    | ...    | 5           | ...     | ...      | ...          |
| Utility gas                                       | 205     | 95     | 195    | 165    | 590           | 260    | 60     | 245          | 985      | 160    | 855   | 95     | 95     | 90          | 270     | 60       | 435          |
| Bottled gas                                       | ...     | 5      | ...    | 5      | ...           | ...    | ...    | ...          | ...      | ...    | 5     | ...    | ...    | ...         | ...     | ...      | ...          |
| Liquid fuel                                       | ...     | ...    | ...    | 5      | ...           | ...    | ...    | ...          | ...      | ...    | ...   | ...    | ...    | ...         | ...     | ...      | ...          |
| Other fuel  | ...     | ...    | ...    | 20     | ...           | ...    | ...    | ...          | ...      | ...    | ...   | ...    | ...    | ...         | ...     | ...      | 5            |
| Not reported.....                                 | 5       | ...    | ...    | ...    | 5             | ...    | ...    | ...          | ...      | ...    | ...   | ...    | ...    | ...         | ...     | ...      | 5            |
| Noncentral heating.....                           | 335     | 835    | 1,120  | 985    | 190           | 1,045  | 1,090  | 1,695        | 805      | 570    | 880   | 1,135  | 1,240  | 1,290       | 655     | 660      | 1,705        |
| Coal  | 5       | 10     | 20     | 5      | ...           | 65     | 5      | 70           | 10       | 15     | 40    | 340    | 5      | 75          | 25      | 15       | 15           |
| Wood  | ...     | 80     | ...    | 5      | ...           | 5      | 5      | 30           | 5        | 15     | 25    | 10     | 10     | 5           | 10      | 10       | 5            |
| Utility gas                                       | 330     | 715    | 1,090  | 900    | 175           | 920    | 1,045  | 1,510        | 780      | 535    | 790   | 745    | 1,225  | 1,130       | 550     | 625      | 1,670        |
| Bottled gas                                       | ...     | 5      | 5      | 15     | 15            | 15     | 15     | 25           | 5        | 5      | 5     | ...    | ...    | ...         | 20      | 15       | ...          |
| Liquid fuel                                       | ...     | 20     | 5      | 10     | ...           | 20     | ...    | 25           | 5        | ...    | 10    | 30     | ...    | 35          | 45      | ...      | 15           |
| Electricity                                       | ...     | 5      | ...    | ...    | ...           | 5      | 5      | 5            | ...      | ...    | ...   | ...    | ...    | 25          | ...     | ...      | ...          |
| Other fuel  | ...     | ...    | ...    | 10     | ...           | 10     | ...    | 15           | ...      | ...    | 10    | ...    | ...    | ...         | 5       | 10       | ...          |
| Not reported.....                                 | 5       | 10     | ...    | ...    | ...           | 5      | 15     | 15           | ...      | ...    | 10    | ...    | ...    | 5           | ...     | ...      | 5            |
| Not heated  | 5       | 10     | ...    | ...    | ...           | ...    | ...    | ...          | 15       | 25     | 5     | ...    | ...    | 15          | ...     | ...      | 5            |
| <b>*COOKING FUEL</b>                              |         |        |        |        |               |        |        |              |          |        |       |        |        |             |         |          |              |
| Number reporting.....                             | 945     | 955    | 1,465  | 1,150  | 805           | 1,330  | 1,130  | 2,035        | 1,770    | 770    | 1,800 | 1,250  | 1,410  | 1,380       | 1,140   | 895      | 2,170        |
| Coal  | ...     | 30     | 15     | ...    | ...           | 85     | ...    | 35           | 5        | 5      | 20    | 115    | 5      | 20          | 30      | ...      | 5            |
| Wood  | ...     | 50     | ...    | 20     | ...           | 10     | ...    | 20           | 10       | 35     | 10    | 25     | 10     | 5           | 25      | 15       | 10           |
| Utility gas                                       | 890     | 810    | 1,440  | 1,090  | 575           | 1,160  | 1,105  | 1,760        | 1,740    | 700    | 1,695 | 865    | 1,380  | 1,195       | 995     | 845      | 2,105        |
| Bottled gas                                       | 15      | 15     | ...    | 35     | 5             | 10     | 5      | 35           | 5        | 10     | 10    | 25     | 5      | 15          | 20      | 10       | 10           |
| Liquid fuel                                       | 5       | 30     | 10     | 5      | ...           | 10     | ...    | 95           | 10       | 5      | 15    | 205    | 5      | 25          | 50      | 20       | 5            |
| Electricity                                       | 10      | 15     | ...    | ...    | 200           | 90     | 15     | 90           | ...      | ...    | 30    | 5      | ...    | 110         | 15      | 5        | 35           |
| Other fuel  | 20      | ...    | ...    | ...    | ...           | 5      | ...    | ...          | ...      | 15     | 15    | 10     | 5      | 5           | ...     | ...      | ...          |
| None  | 5       | 5      | ...    | ...    | 25            | ...    | 5      | ...          | ...      | ...    | 5     | ...    | ...    | 5           | ...     | ...      | ...          |
| <b>*REFRIGERATION EQUIPMENT</b>                   |         |        |        |        |               |        |        |              |          |        |       |        |        |             |         |          |              |
| Number reporting.....                             | 930     | 910    | 1,430  | 1,095  | 780           | 1,340  | 1,195  | 2,115        | 1,680    | 755    | 1,740 | 1,195  | 1,390  | 1,380       | 1,135   | 895      | 2,230        |
| Mechanical  | 705     | 705    | 1,165  | 890    | 740           | 985    | 960    | 1,685        | 1,195    | 610    | 1,445 | 615    | 890    | 1,110       | 835     | 730      | 1,665        |
| Ice   | 180     | 140    | 145    | 175    | 5             | 270    | 160    | 350          | 370      | 80     | 225   | 460    | 410    | 210         | 190     | 130      | 505          |
| Other or none                                     | 45      | 65     | 120    | 30     | 35            | 85     | 75     | 80           | 115      | 65     | 70    | 120    | 90     | 60          | 110     | 35       | 60           |
| <b>*KITCHEN SINK</b>                              |         |        |        |        |               |        |        |              |          |        |       |        |        |             |         |          |              |
| Number reporting.....                             | 520     | 950    | 1,320  | 1,145  | 795           | 1,320  | 1,135  | 1,940        | 1,780    | 770    | 1,805 | 1,250  | 1,415  | 1,385       | 1,115   | 835      | 2,170        |
| With kitchen sink                                 | 430     | 795    | 1,115  | 985    | 770           | 1,050  | 960    | 1,650        | 1,460    | 600    | 1,615 | 805    | 1,110  | 1,260       | 900     | 680      | 1,765        |
| <b>*RADIO</b>                                     |         |        |        |        |               |        |        |              |          |        |       |        |        |             |         |          |              |
| Number reporting.....                             | 695     | 875    | 1,445  | 1,155  | 785           | 1,360  | 1,125  | 2,160        | 1,740    | 790    | 1,770 | 1,280  | 1,365  | 1,410       | 1,105   | 875      | 2,090        |
| With radio  | 665     | 800    | 1,380  | 1,105  | 780           | 1,205  | 1,055  | 2,060        | 1,650    | 755    | 1,720 | 1,100  | 1,260  | 1,355       | 1,065   | 815      | 1,975        |
| <b>*TELEVISION</b>                                |         |        |        |        |               |        |        |              |          |        |       |        |        |             |         |          |              |
| Number reporting.....                             | 840     | 875    | 1,440  | 1,145  | 770           | 1,265  | 1,125  | 2,140        | 1,735    | 765    | 1,765 | 1,275  | 1,360  | 1,375       | 1,100   | 905      | 2,085        |
| With television                                   | 25      | 15     | ...    | 20     | 145           | 30     | 20     | 40           | 15       | 15     | 65    | 5      | 25     | 60          | 60      | ...      | 100          |

Table 23.—PLUMBING FACILITIES, YEAR BUILT, AND EQUIPMENT, FOR URBAN PLACES OF 2,500 TO 10,000: 1950—Con.

[Asterisk (\*) denotes statistics based on 20-percent sample]

| Subject  | Sayre | Sulphur | Tahlequah | Tonkawa | Veterans<br>Village<br>(uninc.) | Vinita | Wagoner | Walters | Watonga | Weather-<br>ford | Wewoka | Woodward |
|--|-------|---------|-----------|---------|---------------------------------|--------|---------|---------|---------|------------------|--------|----------|
| All dwelling units.....                                | 1,243 | 1,641   | 1,430     | 1,260   | 1,181                           | 1,958  | 1,510   | 970     | 1,169   | 1,150            | 2,221  | 2,152    |
| <b>WATER SUPPLY</b>                                    |       |         |           |         |                                 |        |         |         |         |                  |        |          |
| Hot and cold piped running water inside structure..... | 977   | 1,065   | 1,015     | 1,093   | 1,115                           | 1,485  | 825     | 724     | 788     | 1,024            | 1,629  | 1,798    |
| Only cold piped running water inside structure.....    | 151   | 299     | 211       | 96      | 7                               | 239    | 250     | 179     | 114     | 92               | 291    | 207      |
| Piped running water outside structure.....             | 55    | 144     | 95        | 25      | 56                              | 75     | 204     | 31      | 106     | 9                | 123    | 75       |
| No piped running water.....                            | 19    | 38      | 96        | 15      | ...                             | 126    | 212     | 15      | 146     | 17               | 147    | 30       |
| Not reported.....                                      | 41    | 95      | 13        | 31      | 3                               | 33     | 19      | 21      | 15      | 8                | 31     | 42       |
| <b>TOILET FACILITIES</b>                               |       |         |           |         |                                 |        |         |         |         |                  |        |          |
| Flush toilet inside structure, exclusive use.....      | 946   | 1,013   | 1,041     | 1,052   | 1,117                           | 1,321  | 794     | 740     | 809     | 912              | 1,651  | 1,691    |
| Flush toilet inside structure, shared.....             | 74    | 174     | 119       | 65      | ...                             | 225    | 33      | 52      | 28      | 145              | 96     | 144      |
| Other toilet facilities (including privy).....         | 175   | 325     | 253       | 96      | 61                              | 654    | 654     | 153     | 306     | 76               | 421    | 261      |
| No toilet.....   | 6     | 27      | 4         | 12      | ...                             | 62     | 12      | 4       | 14      | 7                | 20     | 12       |
| Not reported.....                                      | 42    | 102     | 13        | 35      | 3                               | 37     | 17      | 21      | 12      | 10               | 33     | 44       |
| <b>BATHING FACILITIES</b>                              |       |         |           |         |                                 |        |         |         |         |                  |        |          |
| Installed bathtub or shower, exclusive use.....        | 924   | 967     | 982       | 1,032   | 1,133                           | 1,292  | 794     | 719     | 776     | 914              | 1,535  | 1,641    |
| Installed bathtub or shower, shared.....               | 74    | 193     | 105       | 67      | ...                             | 221    | 35      | 51      | 31      | 151              | 97     | 145      |
| No bathtub or shower.....                              | 192   | 378     | 326       | 127     | 45                              | 405    | 655     | 175     | 343     | 76               | 551    | 296      |
| Not reported.....                                      | 53    | 103     | 17        | 34      | 3                               | 40     | 26      | 25      | 19      | 9                | 38     | 70       |
| <b>*YEAR BUILT</b>                                     |       |         |           |         |                                 |        |         |         |         |                  |        |          |
| Number reporting.....                                  | 1,195 | 1,470   | 1,395     | 1,200   | 1,080                           | 1,875  | 1,470   | 910     | 1,145   | 1,090            | 2,135  | 2,040    |
| 1945 or later.....                                     | 210   | 125     | 335       | 65      | 975                             | 205    | 240     | 145     | 185     | 275              | 115    | 700      |
| 1940 to 1944.....                                      | 40    | 55      | 120       | 100     | 100                             | 130    | 95      | 55      | 75      | 15               | 25     | 135      |
| 1930 to 1939.....                                      | 260   | 260     | 205       | 75      | ...                             | 330    | 230     | 110     | 180     | 165              | 480    | 245      |
| 1920 to 1929.....                                      | 435   | 390     | 155       | 540     | ...                             | 310    | 325     | 270     | 275     | 330              | 1,060  | 415      |
| 1910 or earlier.....                                   | 250   | 640     | 580       | 420     | 5                               | 900    | 580     | 330     | 430     | 305              | 455    | 545      |
| <b>*ELECTRIC LIGHTING</b>                              |       |         |           |         |                                 |        |         |         |         |                  |        |          |
| Number reporting.....                                  | 1,200 | 1,485   | 1,390     | 1,235   | 1,190                           | 1,920  | 1,485   | 935     | 1,135   | 1,160            | 2,180  | 2,070    |
| With electric lights.....                              | 1,195 | 1,455   | 1,320     | 1,225   | 1,190                           | 1,885  | 1,310   | 920     | 1,050   | 1,150            | 2,060  | 2,040    |
| All occupied dwelling units.....                       | 1,174 | 1,508   | 1,362     | 1,181   | 1,110                           | 1,880  | 1,386   | 910     | 1,068   | 1,072            | 2,115  | 2,029    |
| <b>*HEATING EQUIPMENT</b>                              |       |         |           |         |                                 |        |         |         |         |                  |        |          |
| Number reporting heating equipment.....                | 660   | 1,530   | 1,350     | 1,115   | 1,085                           | 1,840  | 1,190   | 920     | 1,025   | 1,055            | 2,080  | 1,975    |
| Central heating, piped steam or hot water.....         | 25    | 20      | 55        | 25      | ...                             | 55     | 25      | 5       | 35      | 45               | 70     | 55       |
| Central heating, warm air furnace.....                 | 75    | 245     | 165       | 270     | 180                             | 340    | 30      | 45      | 255     | 290              | 230    | 720      |
| Noncentral heating, with flue.....                     | 415   | 610     | 375       | 475     | 190                             | 865    | 195     | 320     | 380     | 335              | 195    | 810      |
| Noncentral heating, without flue.....                  | 145   | 650     | 555       | 345     | 715                             | 575    | 930     | 550     | 355     | 385              | 1,970  | 390      |
| Not heated.....  | ...   | 5       | ...       | ...     | ...                             | 5      | 10      | ...     | ...     | ...              | 15     | ...      |
| <b>*HEATING FUEL</b>                                   |       |         |           |         |                                 |        |         |         |         |                  |        |          |
| Number reporting heating equipment.....                | 660   | 1,530   | 1,350     | 1,115   | 1,085                           | 1,840  | 1,190   | 920     | 1,025   | 1,055            | 2,080  | 1,975    |
| Central heating.....                                   | 100   | 265     | 220       | 295     | 180                             | 395    | 55      | 50      | 290     | 335              | 300    | 775      |
| Coal.....  | ...   | 10      | 20        | 5       | ...                             | 10     | ...     | ...     | ...     | 5                | 10     | ...      |
| Wood.....  | ...   | 5       | ...       | ...     | ...                             | ...    | ...     | ...     | ...     | ...              | 10     | ...      |
| Utility gas.....                                       | 100   | 235     | 10        | 275     | 180                             | 360    | 95      | 50      | 285     | 320              | 280    | 760      |
| Bottled gas.....                                       | ...   | ...     | 145       | ...     | ...                             | 15     | ...     | ...     | ...     | 5                | ...    | ...      |
| Liquid fuel.....                                       | ...   | ...     | 45        | ...     | ...                             | 10     | ...     | ...     | ...     | ...              | ...    | ...      |
| Other fuel.....  | ...   | 15      | ...       | 10      | ...                             | ...    | ...     | ...     | ...     | 5                | ...    | ...      |
| Not reported.....                                      | ...   | ...     | ...       | 5       | ...                             | ...    | ...     | ...     | 5       | ...              | ...    | ...      |
| Noncentral heating.....                                | 560   | 1,260   | 1,130     | 820     | 905                             | 1,440  | 1,125   | 870     | 735     | 720              | 1,755  | 1,200    |
| Coal.....  | ...   | 35      | 170       | 10      | ...                             | 140    | 165     | 5       | 35      | 5                | ...    | 15       |
| Wood.....  | ...   | 75      | 160       | 10      | ...                             | 30     | 25      | 10      | 110     | ...              | 5      | 10       |
| Utility gas.....                                       | 545   | 1,105   | 30        | 795     | 905                             | 1,220  | 910     | 845     | 485     | 680              | 1,745  | 1,090    |
| Bottled gas.....                                       | 5     | 5       | 685       | 5       | ...                             | 20     | 10      | 5       | 5       | 5                | 5      | 10       |
| Liquid fuel.....                                       | ...   | 15      | 85        | ...     | ...                             | 15     | 10      | 5       | 95      | 20               | ...    | 50       |
| Electricity.....                                       | ...   | ...     | ...       | ...     | ...                             | 5      | ...     | ...     | ...     | ...              | ...    | ...      |
| Other fuel.....  | ...   | 25      | ...       | ...     | ...                             | 5      | 5       | ...     | ...     | ...              | 10     | ...      |
| Not reported.....                                      | 10    | ...     | ...       | ...     | ...                             | 5      | ...     | ...     | 5       | 10               | ...    | 20       |
| Not heated.....  | ...   | 5       | ...       | ...     | ...                             | 5      | 10      | ...     | ...     | ...              | 15     | ...      |
| <b>*COOKING FUEL</b>                                   |       |         |           |         |                                 |        |         |         |         |                  |        |          |
| Number reporting.....                                  | 1,190 | 1,495   | 1,365     | 1,195   | 1,100                           | 1,865  | 1,390   | 895     | 1,070   | 1,100            | 2,105  | 2,025    |
| Coal.....  | 10    | ...     | 75        | ...     | ...                             | 10     | 130     | 10      | 5       | 15               | ...    | 10       |
| Wood.....  | 5     | 30      | 95        | ...     | ...                             | 35     | 35      | 15      | 65      | 10               | 10     | 15       |
| Utility gas.....                                       | 1,175 | 1,320   | 55        | 1,180   | 1,100                           | 1,705  | 1,135   | 815     | 870     | 980              | 2,080  | 1,860    |
| Bottled gas.....                                       | ...   | 20      | 870       | 5       | ...                             | 5      | 25      | 40      | ...     | 25               | 10     | 15       |
| Liquid fuel.....                                       | ...   | 30      | 190       | 5       | ...                             | 35     | 40      | 10      | 105     | 10               | ...    | 30       |
| Electricity.....                                       | ...   | 85      | 60        | 5       | ...                             | 65     | 20      | ...     | 10      | 50               | 5      | 90       |
| Other fuel.....  | ...   | ...     | 5         | ...     | ...                             | 5      | ...     | ...     | 10      | 10               | ...    | ...      |
| None.....  | ...   | 10      | 15        | ...     | ...                             | 5      | 5       | 5       | 5       | ...              | ...    | 15       |
| <b>*REFRIGERATION EQUIPMENT</b>                        |       |         |           |         |                                 |        |         |         |         |                  |        |          |
| Number reporting.....                                  | 1,135 | 1,405   | 1,340     | 1,175   | 1,115                           | 1,860  | 1,400   | 870     | 1,045   | 1,090            | 2,095  | 1,945    |
| Mechanical.....  | 920   | 1,025   | 1,010     | 940     | 835                             | 1,375  | 735     | 725     | 685     | 910              | 1,620  | 1,530    |
| Ice.....   | 115   | 250     | 180       | 215     | 280                             | 385    | 590     | 120     | 190     | 115              | 370    | 390      |
| Other or none.....                                     | 100   | 130     | 150       | 20      | ...                             | 100    | 75      | 25      | 170     | 65               | 105    | 45       |
| <b>*KITCHEN SINK</b>                                   |       |         |           |         |                                 |        |         |         |         |                  |        |          |
| Number reporting.....                                  | 1,190 | 1,495   | 1,365     | 1,195   | 1,100                           | 1,870  | 1,385   | 895     | 1,065   | 1,105            | 2,080  | 2,030    |
| With kitchen sink.....                                 | 1,045 | 1,220   | 1,065     | 1,115   | 1,100                           | 1,530  | 940     | 810     | 815     | 1,005            | 1,765  | 1,860    |
| <b>*RADIO</b>  |       |         |           |         |                                 |        |         |         |         |                  |        |          |
| Number reporting.....                                  | 1,150 | 1,440   | 1,330     | 1,185   | 1,110                           | 1,935  | 1,335   | 915     | 1,075   | 1,060            | 2,035  | 1,960    |
| With radio.....  | 1,110 | 1,340   | 1,240     | 1,130   | 1,110                           | 1,825  | 1,225   | 880     | 965     | 1,020            | 1,855  | 1,830    |
| <b>*TELEVISION</b>                                     |       |         |           |         |                                 |        |         |         |         |                  |        |          |
| Number reporting.....                                  | 1,135 | 1,440   | 1,315     | 1,185   | 1,115                           | 1,905  | 1,325   | 915     | 1,075   | 1,060            | 2,025  | 1,840    |
| With television.....                                   | ...   | 10      | 10        | 10      | 15                              | 30     | 35      | 15      | 30      | 10               | 25     | 15       |

Table 24.—FINANCIAL CHARACTERISTICS OF DWELLING UNITS, FOR URBAN PLACES OF 2,500 TO 10,000: 1950

[Median not shown where base is less than 100]

| Subject  | Altus | Alva       | Ana-darke | Antlers  | Atoka    | Bethany    | Black-well | Bristow   | Broken Arrow | Chan-dler | Che-ootah    | Chero-kee | Clare-more | Clinton | Gordell | Cushing     | Del City |
|--|-------|------------|-----------|----------|----------|------------|------------|-----------|--------------|-----------|--------------|-----------|------------|---------|---------|-------------|----------|
| <b>CONTRACT MONTHLY RENT</b>   |       |            |           |          |          |            |            |           |              |           |              |           |            |         |         |             |          |
| Renter-occupied dwelling units; and vacant non-seasonal not dilapidated units, for rent.....     | 1,282 | 946        | 1,011     | 375      | 443      | 553        | 1,154      | 766       | 355          | 369       | 313          | 294       | 844        | 1,128   | 370     | 1,128       | 71       |
| Less than \$10.....  | 16    | 11         | 75        | 39       | 41       | ...        | 10         | 56        | 8            | 35        | 38           | 3         | 23         | 28      | 10      | 31          | ...      |
| \$10 to \$19.....  | 155   | 57         | 249       | 126      | 127      | 17         | 100        | 146       | 33           | 60        | 135          | 20        | 153        | 157     | 49      | 154         | 1        |
| \$20 to \$29.....  | 247   | 177        | 259       | 92       | 105      | 100        | 251        | 207       | 97           | 80        | 55           | 41        | 195        | 215     | 89      | 201         | 1        |
| \$30 to \$39.....  | 294   | 236        | 188       | 53       | 75       | 195        | 389        | 138       | 96           | 75        | 40           | 57        | 198        | 288     | 82      | 234         | 2        |
| \$40 to \$49.....  | 208   | 233        | 86        | 20       | 33       | 120        | 213        | 94        | 47           | 59        | 4            | 87        | 122        | 180     | 48      | 207         | 4        |
| \$50 to \$59.....  | 105   | 133        | 41        | 3        | 6        | 57         | 66         | 46        | 29           | 11        | 2            | 32        | 37         | 118     | 21      | 128         | 29       |
| \$60 to \$74.....  | 20    | 32         | 7         | ...      | 1        | 21         | 24         | 6         | 10           | 1         | 1            | 13        | 11         | 38      | 3       | 54          | 24       |
| \$75 to \$99.....  | 4     | 4          | 2         | ...      | ...      | 8          | 4          | ...       | ...          | ...       | ...          | 1         | 5          | 6       | 1       | 11          | 7        |
| \$100 or more.....   | 1     | 1          | 1         | ...      | ...      | 1          | 1          | ...       | 2            | 1         | ...          | 1         | 1          | 1       | 1       | 2           | ...      |
| Rent free or not reported.....   | 232   | 62         | 103       | 42       | 55       | 34         | 96         | 73        | 33           | 47        | 38           | 39        | 99         | 97      | 66      | 106         | 3        |
| Median rent..... dollars.....  | 33.43 | 38.16      | 24.65     | 19.67    | 22.05    | 36.65      | 33.83      | 26.34     | 31.75        | 28.10     | 16.59        | 40.25     | 29.57      | 33.38   | 30.07   | 34.50       | ...      |
| <b>GROSS MONTHLY RENT</b>  |       |            |           |          |          |            |            |           |              |           |              |           |            |         |         |             |          |
| Renter-occupied dwelling units.....  | 1,206 | 863        | 964       | 356      | 428      | 528        | 1,134      | 719       | 322          | 341       | 309          | 271       | 799        | 1,082   | 333     | 1,084       | 61       |
| Less than \$10.....  | 11    | 10         | 22        | 8        | 13       | ...        | 13         | 13        | 6            | 17        | 17           | 2         | 12         | 11      | 7       | 21          | ...      |
| \$10 to \$19.....  | 131   | 68         | 169       | 62       | 86       | 33         | 96         | 138       | 45           | 72        | 87           | 16        | 147        | 98      | 31      | 114         | 1        |
| \$20 to \$29.....  | 235   | 145        | 250       | 108      | 124      | 108        | 208        | 163       | 56           | 61        | 102          | 37        | 217        | 171     | 61      | 226         | 1        |
| \$30 to \$39.....  | 231   | 158        | 184       | 73       | 85       | 150        | 298        | 130       | 73           | 73        | 36           | 50        | 134        | 238     | 86      | 241         | 4        |
| \$40 to \$49.....  | 190   | 187        | 101       | 34       | 34       | 76         | 235        | 64        | 47           | 45        | 18           | 47        | 98         | 204     | 48      | 147         | 1        |
| \$50 to \$59.....  | 109   | 120        | 52        | 19       | 33       | 61         | 107        | 42        | 36           | 26        | 4            | 49        | 58         | 130     | 28      | 124         | 6        |
| \$60 to \$74.....  | 74    | 92         | 29        | 9        | 6        | 48         | 62         | 20        | 20           | 8         | 1            | 30        | 21         | 104     | 10      | 65          | 27       |
| \$75 to \$99.....  | 7     | 16         | 4         | 1        | ...      | 10         | 11         | 1         | 3            | 1         | 1            | 4         | 6          | 27      | 2       | 20          | 17       |
| \$100 or more.....   | 1     | ...        | 1         | ...      | ...      | 2          | ...        | ...       | ...          | 1         | ...          | ...       | 2          | 1       | 1       | 1           | 2        |
| Rent free or not reported.....   | 217   | 67         | 152       | 42       | 47       | 40         | 104        | 148       | 36           | 37        | 43           | 36        | 104        | 98      | 59      | 125         | 2        |
| Median rent..... dollars.....  | 34.13 | 40.41      | 27.77     | 27.69    | 26.75    | 36.41      | 36.25      | 27.74     | 33.89        | 29.77     | 21.66        | 42.16     | 27.93      | 38.37   | 33.30   | 34.28       | ...      |
| <b>VALUE OF ONE-DWELLING-UNIT STRUCTURES</b>   |       |            |           |          |          |            |            |           |              |           |              |           |            |         |         |             |          |
| Owner-occupied dwelling units; and vacant non-seasonal not dilapidated units, for sale only..... | 1,694 | 1,038      | 926       | 408      | 378      | 980        | 1,651      | 989       | 651          | 536       | 505          | 575       | 890        | 1,178   | 598     | 1,431       | 648      |
| Less than \$3,000.....   | 301   | 109        | 162       | 237      | 169      | 21         | 214        | 382       | 158          | 209       | 242          | 94        | 269        | 156     | 117     | 417         | 3        |
| \$3,000 to \$3,999.....  | 188   | 97         | 100       | 41       | 61       | 39         | 224        | 148       | 110          | 87        | 72           | 56        | 103        | 111     | 83      | 225         | ...      |
| \$4,000 to \$4,999.....  | 165   | 142        | 106       | 31       | 33       | 89         | 213        | 111       | 77           | 81        | 65           | 77        | 99         | 141     | 66      | 216         | ...      |
| \$5,000 to \$7,499.....  | 547   | 306        | 268       | 54       | 74       | 545        | 567        | 194       | 216          | 97        | 88           | 178       | 241        | 392     | 176     | 358         | 281      |
| \$7,500 to \$9,999.....  | 184   | 143        | 99        | 15       | 18       | 185        | 237        | 58        | 56           | 31        | 23           | 62        | 80         | 208     | 60      | 95          | 339      |
| \$10,000 to \$14,999.....  | 114   | 141        | 39        | 19       | 11       | 62         | 135        | 28        | 23           | 15        | 6            | 32        | 46         | 105     | 41      | 55          | 24       |
| \$15,000 or more.....  | 43    | 85         | 12        | 4        | 4        | 13         | 33         | 21        | 6            | 5         | 4            | 19        | 14         | 51      | 32      | 19          | ...      |
| Not reported.....  | 152   | 15         | 140       | 7        | 8        | 26         | 28         | 47        | 3            | 11        | 5            | 37        | 38         | 14      | 23      | 46          | 1        |
| Median value..... dollars.....   | 5,599 | 6,072      | 5,190     | 2,413    | 3,212    | 6,745      | 5,714      | 3,551     | 4,664        | 3,565     | 3,061        | 5,525     | 4,495      | 6,261   | 5,291   | 4,184       | 7,741    |
| <b>Subject</b>   |       |            |           |          |          |            |            |           |              |           |              |           |            |         |         |             |          |
|  | Dovey | Drum-right | Edmond    | Elk City | Enfauila | Freder-ick | Guymon     | Heald-ton | Honry-otta   | Hobart    | Holden-villo | Hollis    | Honiny     | Hugo    | Idabel  | King-fisher | Konawa   |
| <b>CONTRACT MONTHLY RENT</b>   |       |            |           |          |          |            |            |           |              |           |              |           |            |         |         |             |          |
| Renter-occupied dwelling units; and vacant non-seasonal not dilapidated units, for rent.....     | 202   | 615        | 667       | 986      | 368      | 659        | 596        | 300       | 843          | 826       | 640          | 409       | 387        | 832     | 582     | 451         | 130      |
| Less than \$10.....  | 12    | 31         | 2         | 12       | 42       | 34         | ...        | 8         | 29           | 33        | 27           | 13        | 30         | 138     | 106     | 30          | 1        |
| \$10 to \$19.....  | 29    | 97         | 48        | 52       | 110      | 164        | 11         | 25        | 174          | 72        | 134          | 83        | 86         | 169     | 176     | 66          | 29       |
| \$20 to \$29.....  | 31    | 152        | 143       | 108      | 91       | 101        | 61         | 38        | 201          | 157       | 189          | 108       | 92         | 131     | 113     | 96          | 40       |
| \$30 to \$39.....  | 34    | 159        | 233       | 118      | 51       | 142        | 88         | 90        | 197          | 228       | 150          | 89        | 93         | 175     | 57      | 98          | 16       |
| \$40 to \$49.....  | 17    | 60         | 105       | 146      | 18       | 91         | 93         | 65        | 101          | 157       | 54           | 90        | 31         | 96      | 36      | 88          | 3        |
| \$50 to \$59.....  | 20    | 19         | 41        | 169      | 11       | 40         | 146        | 24        | 41           | 70        | 15           | 18        | 12         | 19      | 13      | 23          | ...      |
| \$60 to \$74.....  | 11    | 2          | 22        | 210      | 1        | 14         | 102        | 5         | 3            | 18        | 4            | 2         | 1          | 5       | 3       | ...         |          |
| \$75 to \$99.....  | 2     | 1          | 2         | 67       | ...      | 2          | 31         | 1         | ...          | 1         | ...          | 2         | 1          | 1       | 1       | ...         |          |
| \$100 or more.....   | ...   | ...        | ...       | 8        | ...      | 2          | 3          | ...       | 1            | 2         | 1            | 1         | ...        | ...     | 19      | 1           |          |
| Rent free or not reported.....   | 46    | 94         | 71        | 96       | 44       | 69         | 61         | 44        | 96           | 88        | 66           | 43        | 41         | 78      | 58      | 46          |          |
| Median rent..... dollars.....  | 31.26 | 28.39      | 33.99     | 50.03    | 21.02    | 29.15      | 50.49      | 36.44     | 27.93        | 35.15     | 26.90        | 27.69     | 25.61      | 23.23   | 17.96   | 30.88       | 24.03    |
| <b>GROSS MONTHLY RENT</b>  |       |            |           |          |          |            |            |           |              |           |              |           |            |         |         |             |          |
| Renter-occupied dwelling units.....  | 195   | 605        | 646       | 954      | 346      | 643        | 546        | 293       | 796          | 790       | 628          | 385       | 378        | 805     | 577     | 406         | 128      |
| Less than \$10.....  | 5     | 9          | ...       | 2        | 17       | 8          | ...        | 4         | 14           | 11        | 7            | 7         | 11         | 26      | 14      | 10          | ...      |
| \$10 to \$19.....  | 29    | 76         | 36        | 29       | 86       | 99         | 14         | 15        | 77           | 75        | 125          | 50        | 51         | 198     | 160     | 50          | 16       |
| \$20 to \$29.....  | 26    | 137        | 132       | 100      | 92       | 168        | 59         | 42        | 170          | 150       | 183          | 89        | 89         | 208     | 122     | 74          | 29       |
| \$30 to \$39.....  | 29    | 163        | 163       | 136      | 58       | 138        | 68         | 77        | 171          | 182       | 136          | 98        | 83         | 117     | 76      | 70          | 33       |
| \$40 to \$49.....  | 28    | 77         | 102       | 166      | 27       | 75         | 86         | 60        | 122          | 147       | 72           | 50        | 61         | 102     | 60      | 67          | 8        |
| \$50 to \$59.....  | 13    | 28         | 53        | 135      | 13       | 49         | 74         | 31        | 81           | 76        | 21           | 34        | 30         | 50      | 35      | 59          | ...      |
| \$60 to \$74.....  | 8     | 9          | 37        | 131      | 7        | 28         | 100        | 17        | 45           | 49        | 10           | 11        | 8          | 14      | 18      | 28          | ...      |
| \$75 to \$99.....  | 5     | 3          | 12        | 114      | ...      | 6          | 56         | 2         | 5            | 6         | 1            | 3         | 2          | 1       | 4       | 1           | ...      |
| \$100 or more.....   | 2     | ...        | ...       | 7        | ...      | 1          | 8          | ...       | ...          | 2         | 1            | 1         | ...        | 1       | 19      | 1           | ...      |
| Rent free or not reported.....   | 50    | 103        | 111       | 134      | 46       | 71         | 81         | 45        | 111          | 92        | 72           | 42        | 43         | 88      | 69      | 46          | 42       |
| Median rent..... dollars.....  | 33.41 | 30.96      | 34.69     | 48.11    | 23.77    | 30.26      | 50.24      | 37.79     | 33.34        | 36.36     | 27.19        | 32.54     | 31.51      | 25.93   | 26.00   | 35.97       | 28.67    |
| <b>VALUE OF ONE-DWELLING-UNIT STRUCTURES</b>   |       |            |           |          |          |            |            |           |              |           |              |           |            |         |         |             |          |
| Owner-occupied dwelling units; and vacant non-seasonal not dilapidated units, for sale only..... | 521   | 967        | 1,048     | 1,400    | 402      | 996        | 788        | 481       | 1,583        | 943       | 99           | 543       | 464        | 1,068   | 890     | 655         | 570      |
| Less than \$3,000.....   | 109   | 547        | 77        | 190      | 166      | 252        | 55         | 224       | 665          | 217       | 67           | 140       | 238        | 525     | 459     | 169         | 336      |
| \$3,000 to \$3,999.....  | 53    | 154        | 102       | 121      | 59       | 101        | 37         | 105       | 253          | 129       | 10           | 65        | 70         | 147     | 91      | 76          | 113      |
| \$4,000 to \$4,999.....  | 57    | 77         | 130       | 158      | 45       | 77         | 43         | 42        | 200          | 107       | 6            | 82        | 47         | 89      | 77      | 63          | 49       |
| \$5,000 to \$7,499.....  | 165   | 122        | 397       | 444      | 90       | 304        | 249        | 72        | 333          | 257       | 14           | 206       | 66         | 182     | 192     | 166         | 49       |
| \$7,500 to \$9,999.....  | 81    | 26         | 182       | 264      | 16       | 129        | 169        | 12        | 70           | 99        | 1            | 31        | 14         | 50      | 30      | 87          | 6        |
| \$10,000 to \$14,999.....  | 32    | 19         | 86        | 136      | 20       | 87         | 118        | 8         | 29           | 76        | 1            | 10        | 18         | 30      | 23      | 66          | 7        |
| \$15,000 or more.....  | 7     | 1          | 43        | 47       | 3        | 27         | 63         | 1         | 8            | 37        | ...          | 4         | 6          | 9       | 4       | 23          | ...      |
| Not reported.....  | 17    | 21         | 31        | 40       | 3        | 19         | 54         | 17        | 25           | 21        | ...          | 5         | 5          | 36      | 14      | 5           | 10       |
| Median value..... dollars.....   | 5,482 | 2,447      | 6,270     | 6,224    | 3,518    | 5,559      | 7,299      | 3,026     | 3,401        | 5,020     | ...          | 4,730     | 2,846      | 2,896   | 2,711   | 5,238       | 2,572    |

<sup>1</sup> Restricted to 1-dwelling-unit properties.

HOUSING—GENERAL CHARACTERISTICS

Table 24.—FINANCIAL CHARACTERISTICS OF DWELLING UNITS, FOR URBAN PLACES OF 2,500 TO 10,000: 1950—Con.

[Median not shown where base is less than 100]

| Subject  | Lindsay | Madill | Mangum | Marlow | Nichols Hills | Nowata | Okemah | Pauls Valley | Fawhuska | Pawnee | Ferry | Picher | Poteau | Pryor Creek | Parcell |
|--|---------|--------|--------|--------|---------------|--------|--------|--------------|----------|--------|-------|--------|--------|-------------|---------|
| <b>CONTRACT MONTHLY RENT</b>   |         |        |        |        |               |        |        |              |          |        |       |        |        |             |         |
| Renter-occupied dwelling units; and vacant non-seasonal not dilapidated units, for rent.....     | 530     | 360    | 555    | 396    | 56            | 591    | 497    | 980          | 916      | 319    | 755   | 417    | 576    | 559         | 513     |
| Less than \$10.....  | 4       | 20     | 10     | 5      | ...           | 34     | 10     | 22           | 46       | 19     | 23    | 33     | 23     | 8           | 26      |
| \$10 to \$19.....  | 31      | 72     | 103    | 59     | ...           | 96     | 100    | 103          | 143      | 69     | 79    | 159    | 151    | 32          | 105     |
| \$20 to \$29.....  | 64      | 50     | 153    | 56     | ...           | 117    | 142    | 143          | 260      | 87     | 149   | 127    | 163    | 141         | 92      |
| \$30 to \$39.....  | 75      | 82     | 135    | 67     | ...           | 135    | 119    | 171          | 219      | 71     | 165   | 29     | 120    | 173         | 102     |
| \$40 to \$49.....  | 116     | 50     | 75     | 52     | 1             | 91     | 45     | 192          | 97       | 34     | 164   | ...    | 43     | 114         | 84      |
| \$50 to \$59.....  | 134     | 25     | 18     | 66     | 2             | 47     | 8      | 143          | 46       | 8      | 83    | ...    | 8      | 29          | 35      |
| \$60 to \$74.....  | 49      | 7      | 2      | 19     | ...           | 14     | 1      | 114          | 17       | 1      | 20    | ...    | 2      | 5           | 17      |
| \$75 to \$99.....  | 10      | 2      | ...    | ...    | 3             | 2      | ...    | 14           | 3        | ...    | 1     | ...    | 2      | 2           | 4       |
| \$100 or more.....   | ...     | ...    | ...    | 1      | 5             | 1      | 1      | 2            | ...      | ...    | 1     | ...    | 1      | 1           | 2       |
| Rent free or not reported.....   | 47      | 52     | 59     | 71     | 45            | 54     | 71     | 76           | 85       | 30     | 70    | 69     | 63     | 54          | 46      |
| Median rent.....dollars.....   | 45.32   | 31.72  | 28.09  | 35.90  | ...           | 31.15  | 26.59  | 40.18        | 28.39    | 26.18  | 36.00 | 18.23  | 24.03  | 33.81       | 30.69   |
| <b>GROSS MONTHLY RENT</b>  |         |        |        |        |               |        |        |              |          |        |       |        |        |             |         |
| Renter-occupied dwelling units.....  | 492     | 326    | 531    | 368    | 56            | 578    | 478    | 955          | 849      | 313    | 719   | 387    | 552    | 541         | 484     |
| Less than \$10.....  | 2       | 9      | 9      | 7      | ...           | 13     | 12     | 7            | 15       | 7      | 11    | 44     | 9      | 6           | 6       |
| \$10 to \$19.....  | 17      | 46     | 94     | 24     | ...           | 90     | 77     | 66           | 107      | 49     | 53    | 160    | 105    | 21          | 55      |
| \$20 to \$29.....  | 72      | 61     | 125    | 69     | ...           | 125    | 135    | 127          | 176      | 56     | 112   | 86     | 160    | 68          | 90      |
| \$30 to \$39.....  | 92      | 52     | 107    | 67     | ...           | 103    | 105    | 152          | 239      | 66     | 158   | 25     | 123    | 142         | 88      |
| \$40 to \$49.....  | 69      | 55     | 81     | 55     | 2             | 87     | 48     | 204          | 119      | 36     | 163   | 7      | 71     | 142         | 86      |
| \$50 to \$59.....  | 73      | 27     | 45     | 40     | ...           | 51     | 21     | 148          | 97       | 28     | 87    | ...    | 20     | 75          | 54      |
| \$60 to \$74.....  | 83      | 15     | 9      | 36     | 1             | 26     | 2      | 129          | 46       | 5      | 53    | ...    | 6      | 30          | 34      |
| \$75 to \$99.....  | 27      | 6      | ...    | 1      | 2             | 5      | 1      | 49           | 8        | ...    | 8     | ...    | 1      | 5           | 7       |
| \$100 or more.....   | 3       | ...    | ...    | ...    | 5             | 2      | ...    | 7            | 1        | ...    | ...   | ...    | 3      | 2           | 2       |
| Rent free or not reported.....   | 54      | 55     | 61     | 69     | 46            | 76     | 77     | 86           | 81       | 66     | 74    | 65     | 54     | 50          | 62      |
| Median rent.....dollars.....   | 44.72   | 33.11  | 30.17  | 36.48  | ...           | 31.90  | 27.69  | 44.52        | 32.91    | 31.01  | 38.88 | 16.85  | 27.63  | 40.10       | 36.00   |
| <b>VALUE OF ONE-DWELLING-UNIT STRUCTURES</b>   |         |        |        |        |               |        |        |              |          |        |       |        |        |             |         |
| Owner-occupied dwelling units; and vacant non-seasonal not dilapidated units, for sale only..... | 396     | 527    | 881    | 666    | 699           | 708    | 581    | 1,013        | 787      | 419    | 905   | 836    | 866    | 803         | 586     |
| Less than \$3,000.....   | 91      | 195    | 229    | 204    | ...           | 216    | 236    | 201          | 270      | 93     | 206   | 786    | 433    | 132         | 135     |
| \$3,000 to \$3,999.....  | 41      | 80     | 127    | 117    | 1             | 106    | 96     | 78           | 120      | 96     | 120   | 15     | 124    | 103         | 72      |
| \$4,000 to \$4,999.....  | 36      | 58     | 125    | 86     | ...           | 86     | 69     | 94           | 87       | 52     | 108   | 5      | 78     | 166         | 65      |
| \$5,000 to \$7,499.....  | 145     | 130    | 264    | 159    | 1             | 177    | 118    | 263          | 160      | 68     | 312   | 5      | 136    | 263         | 149     |
| \$7,500 to \$9,999.....  | 39      | 32     | 62     | 50     | 3             | 47     | 28     | 157          | 61       | 38     | 93    | 5      | 40     | 61          | 59      |
| \$10,000 to \$14,999.....  | 24      | 19     | 34     | 24     | 86            | 44     | 17     | 106          | 46       | 35     | 46    | 3      | 29     | 34          | 54      |
| \$15,000 or more.....  | 8       | 6      | 11     | 12     | 594           | 8      | 9      | 54           | 20       | 4      | 14    | 3      | 4      | 17          | 29      |
| Not reported.....  | 12      | 7      | 29     | 14     | 14            | 24     | 8      | 60           | 23       | 33     | 6     | 14     | 2      | 27          | 23      |
| Median value.....dollars.....  | 5,430   | 3,763  | 4,510  | 4,008  | 20,000+       | 4,183  | 3,476  | 6,067        | 3,883    | 4,027  | 5,063 | 1,061  | 2,884  | 4,872       | 5,088   |

| Subject  | Sallisaw | Sand Springs | Sayre | Sulphur | Tahlequah | Tonkawa | Veterans Village (uninc.) | Vinita | Wagoner | Walters | Watonga | Weatherford | Wewoka | Woodward |
|--|----------|--------------|-------|---------|-----------|---------|---------------------------|--------|---------|---------|---------|-------------|--------|----------|
| <b>CONTRACT MONTHLY RENT</b>   |          |              |       |         |           |         |                           |        |         |         |         |             |        |          |
| Renter-occupied dwelling units; and vacant non-seasonal not dilapidated units, for rent.....     | 319      | 1,097        | 617   | 714     | 692       | 452     | 1,133                     | 863    | 491     | 327     | 487     | 491         | 1,031  | 853      |
| Less than \$10.....  | 9        | 59           | 13    | 7       | 23        | 4       | ...                       | 34     | 25      | 3       | 47      | 3           | 51     | 6        |
| \$10 to \$19.....  | 54       | 212          | 96    | 158     | 101       | 41      | ...                       | 212    | 115     | 28      | 115     | 28          | 211    | 38       |
| \$20 to \$29.....  | 53       | 281          | 127   | 183     | 193       | 143     | ...                       | 198    | 128     | 87      | 103     | 153         | 245    | 117      |
| \$30 to \$39.....  | 53       | 230          | 155   | 154     | 200       | 121     | ...                       | 374    | 178     | 71      | 82      | 129         | 160    | 194      |
| \$40 to \$49.....  | 51       | 131          | 90    | 89      | 85        | 49      | ...                       | 600    | 108     | 51      | 62      | 43          | 72     | 209      |
| \$50 to \$59.....  | 15       | 51           | 43    | 29      | 22        | 23      | ...                       | ...    | 35      | 13      | 14      | 13          | 25     | 43       |
| \$60 to \$74.....  | 1        | 30           | 20    | 7       | 3         | 8       | ...                       | 9      | 3       | 3       | 1       | 7           | 21     | 49       |
| \$75 to \$99.....  | ...      | 7            | ...   | 1       | 1         | 2       | ...                       | ...    | ...     | ...     | ...     | ...         | 2      | 6        |
| \$100 or more.....   | ...      | 2            | ...   | 1       | ...       | ...     | ...                       | 7      | ...     | ...     | ...     | ...         | 1      | ...      |
| Rent free or not reported.....   | 83       | 94           | 73    | 85      | 64        | 61      | ...                       | 82     | 85      | 48      | 36      | 40          | 76     | 94       |
| Median rent.....dollars.....   | 29.98    | 27.60        | 31.78 | 27.41   | 29.38     | 30.04   | 40.06                     | 27.09  | 24.35   | 32.12   | 25.39   | 31.94       | 28.44  | 40.67    |
| <b>GROSS MONTHLY RENT</b>  |          |              |       |         |           |         |                           |        |         |         |         |             |        |          |
| Renter-occupied dwelling units.....  | 311      | 1,042        | 580   | 687     | 666       | 417     | 1,105                     | 831    | 453     | 307     | 435     | 455         | 992    | 795      |
| Less than \$10.....  | 5        | 15           | 3     | 8       | 9         | 1       | ...                       | 14     | 13      | 1       | 28      | 1           | 14     | 4        |
| \$10 to \$19.....  | 35       | 148          | 65    | 92      | 90        | 43      | ...                       | 58     | 153     | 89      | 22      | 74          | 20     | 176      |
| \$20 to \$29.....  | 67       | 301          | 142   | 143     | 172       | 80      | ...                       | 217    | 113     | 63      | 88      | 110         | 238    | 161      |
| \$30 to \$39.....  | 48       | 203          | 111   | 140     | 161       | 121     | ...                       | 275    | 167     | 81      | 68      | 93          | 125    | 194      |
| \$40 to \$49.....  | 37       | 133          | 100   | 97      | 99        | 70      | ...                       | 354    | 104     | 46      | 48      | 64          | 88     | 173      |
| \$50 to \$59.....  | 22       | 84           | 45    | 43      | 48        | 36      | ...                       | 63     | 63      | 24      | 42      | 31          | 41     | 136      |
| \$60 to \$74.....  | 17       | 35           | 33    | 20      | 25        | 16      | ...                       | 29     | 6       | 6       | 18      | 12          | 24     | 85       |
| \$75 to \$99.....  | ...      | 13           | 3     | 4       | 1         | 3       | ...                       | 4      | 1       | 1       | ...     | ...         | 8      | 11       |
| \$100 or more.....   | ...      | 1            | ...   | ...     | ...       | ...     | ...                       | ...    | ...     | ...     | ...     | ...         | 1      | ...      |
| Rent free or not reported.....   | 80       | 109          | 78    | 140     | 61        | 47      | ...                       | 80     | 80      | 44      | 45      | 37          | 77     | 102      |
| Median rent.....dollars.....   | 31.07    | 29.60        | 33.16 | 31.27   | 31.42     | 34.05   | 31.80                     | 29.01  | 26.81   | 35.48   | 29.97   | 34.98       | 30.96  | 43.63    |
| <b>VALUE OF ONE-DWELLING-UNIT STRUCTURES</b>   |          |              |       |         |           |         |                           |        |         |         |         |             |        |          |
| Owner-occupied dwelling units; and vacant non-seasonal not dilapidated units, for sale only..... | 554      | 882          | 529   | 696     | 578       | 677     | ...                       | 909    | 857     | 532     | 587     | 524         | 966    | 1,053    |
| Less than \$3,000.....   | 256      | 213          | 109   | 232     | 153       | 127     | ...                       | 267    | 389     | 177     | 166     | 81          | 283    | 120      |
| \$3,000 to \$3,999.....  | 94       | 121          | 62    | 104     | 66        | 89      | ...                       | 152    | 102     | 78      | 66      | 60          | 112    | 94       |
| \$4,000 to \$4,999.....  | 57       | 117          | 60    | 98      | 71        | 95      | ...                       | 120    | 101     | 65      | 78      | 65          | 87     | 120      |
| \$5,000 to \$7,499.....  | 94       | 269          | 196   | 153     | 156       | 212     | ...                       | 230    | 171     | 153     | 169     | 147         | ?      | 321      |
| \$7,500 to \$9,999.....  | 12       | 82           | 59    | 45      | 71        | 84      | ...                       | 67     | 38      | 26      | 49      | 97          | 102    | 156      |
| \$10,000 to \$14,999.....  | 18       | 43           | 22    | 28      | 35        | 41      | ...                       | 47     | 23      | 17      | 32      | 56          | 48     | 124      |
| \$15,000 or more.....  | 5        | 17           | 13    | 8       | 13        | 15      | ...                       | 8      | 13      | 4       | 16      | 10          | 24     | 74       |
| Not reported.....  | 18       | 20           | 8     | 28      | 13        | 14      | ...                       | 18     | 20      | 12      | 11      | 8           | 26     | 44       |
| Median value.....dollars.....  | 3,078    | 4,779        | 5,314 | 3,931   | 4,844     | 5,188   | ...                       | 4,171  | 3,239   | 4,027   | 4,668   | 5,847       | 4,812  | 6,321    |

<sup>1</sup> Restricted to 1-dwelling-unit properties.

Table 24a.—CHARACTERISTICS OF DWELLING UNITS OCCUPIED BY NONWHITE PERSONS, FOR SELECTED URBAN PLACES OF 2,500 TO 10,000: 1950

[Places shown are those with 250 or more nonwhite households. Median not shown where base is less than 100]

| Subject   | Altus | Anadarko | Hugo  | Idabel | Tahlequah | Newokta |
|---|-------|----------|-------|--------|-----------|---------|
| Total dwelling units.....                               | 342   | 287      | 327   | 496    | 250       | 382     |
| <b>WATER SUPPLY</b>                                     |       |          |       |        |           |         |
| Hot and cold piped running water inside structure.....  | 45    | 98       | 54    | 46     | 110       | 118     |
| Only cold piped running water inside structure.....     | 57    | 79       | 78    | 48     | 54        | 88      |
| Piped running water outside structure.....              | 161   | 55       | 163   | 112    | 51        | 96      |
| No piped running water.....                             | 65    | 49       | 27    | 279    | 32        | 80      |
| Not reported.....                                       | 14    | 6        | 5     | 11     | 3         | ...     |
| <b>TOILET FACILITIES</b>                                |       |          |       |        |           |         |
| Flush toilet inside structure, exclusive use.....       | 79    | 131      | 64    | 46     | 124       | 155     |
| Flush toilet inside structure, shared.....              | 3     | 16       | 1     | 1      | 20        | 3       |
| Other toilet facilities (including privy).....          | 246   | 121      | 254   | 400    | 103       | 219     |
| No toilet.....  | 1     | 14       | 5     | 36     | 1         | 5       |
| Not reported.....                                       | 13    | 5        | 3     | 13     | 2         | ...     |
| <b>CONDITION AND PLUMBING FACILITIES</b>                |       |          |       |        |           |         |
| Not dilapidated:  |       |          |       |        |           |         |
| With priv. toilet and bath, and hot running water.....  | 37    | 78       | 45    | 34     | 84        | 84      |
| With private toilet and bath, and only cold water.....  | 5     | 15       | 4     | 4      | 10        | 8       |
| With running water, lacking private toilet or bath..... | 39    | 55       | 55    | 38     | 30        | 50      |
| No running water.....                                   | 157   | 52       | 87    | 197    | 18        | 47      |
| Dilapidated:  |       |          |       |        |           |         |
| With priv. toilet and bath, and hot running water.....  | 2     | 2        | 2     | 1      | 8         | 11      |
| Lacking hot water, private toilet or bath.....          | 83    | 58       | 116   | 197    | 88        | 168     |
| Condition or plumbing facilities not reported.....      | 19    | 27       | 18    | 25     | 12        | 14      |
| <b>NUMBER OF PERSONS</b>                                |       |          |       |        |           |         |
| 1 person.....   | 66    | 47       | 87    | 107    | 40        | 61      |
| 2 persons.....  | 104   | 62       | 95    | 142    | 64        | 106     |
| 3 persons.....  | 60    | 52       | 47    | 88     | 49        | 65      |
| 4 persons.....  | 47    | 41       | 43    | 59     | 40        | 58      |
| 5 persons.....  | 25    | 25       | 25    | 44     | 19        | 33      |
| 6 persons.....  | 16    | 20       | 15    | 22     | 17        | 18      |
| 7 persons or more.....                                  | 24    | 40       | 15    | 34     | 21        | 41      |
| Median number of persons.....                           | 2.5   | 3.2      | 2.3   | 2.5    | 2.9       | 2.9     |
| <b>PERSONS PER ROOM</b>                                 |       |          |       |        |           |         |
| 1.00 or less.....                                       | 204   | 140      | 244   | 350    | 170       | 266     |
| 1.01 to 1.50.....                                       | 34    | 37       | 38    | 47     | 24        | 55      |
| 1.51 or more.....                                       | 71    | 55       | 31    | 70     | 50        | 60      |
| Not reported.....                                       | 33    | 55       | 14    | 29     | 6         | 1       |
| <b>CONTRACT MONTHLY RENT</b>                            |       |          |       |        |           |         |
| Renter-occupied units.....                              |       |          |       |        |           |         |
| Less than \$10.....                                     | 5     | 37       | 98    | 80     | 15        | 34      |
| \$10 to \$14.....                                       | 31    | 40       | 40    | 47     | 17        | 66      |
| \$15 to \$19.....                                       | 6     | 28       | 11    | 3      | 23        | 35      |
| \$20 to \$29.....                                       | 20    | 37       | 3     | 4      | 30        | 27      |
| \$30 to \$39.....                                       | 3     | 15       | 5     | 1      | 35        | 12      |
| \$40 to \$49.....                                       | 1     | 6        | 3     | ...    | 3         | 6       |
| \$50 to \$74.....                                       | 1     | 2        | 1     | ...    | 1         | 3       |
| \$75 or more.....                                       | ...   | ...      | ...   | 16     | ...       | 1       |
| Rent free or not reported.....                          | 120   | 24       | 14    | 24     | 10        | 12      |
| Median rent..... dollars.....                           | 14.10 | 15.48    | 7.71  | 9.00   | 22.42     | 13.89   |
| <b>GROSS MONTHLY RENT</b>                               |       |          |       |        |           |         |
| Renter-occupied units.....                              |       |          |       |        |           |         |
| Less than \$10.....                                     | 5     | 6        | 10    | 7      | 8         | 7       |
| \$10 to \$14.....                                       | 19    | 21       | 39    | 49     | 15        | 23      |
| \$15 to \$19.....                                       | 19    | 31       | 69    | 37     | 19        | 55      |
| \$20 to \$29.....                                       | 15    | 60       | 33    | 38     | 35        | 61      |
| \$30 to \$39.....                                       | 5     | 17       | 6     | 3      | 25        | 20      |
| \$40 to \$49.....                                       | 1     | 5        | 3     | ...    | 18        | 10      |
| \$50 to \$74.....                                       | 2     | 6        | 1     | 2      | 3         | 4       |
| \$75 or more.....                                       | ...   | ...      | ...   | 16     | ...       | 2       |
| Rent free or not reported.....                          | 121   | 43       | 14    | 24     | 11        | 14      |
| Median rent..... dollars.....                           | 16.87 | 21.24    | 16.78 | 17.20  | 24.14     | 20.31   |
| <b>VALUE OF ONE-DWELLING-UNIT STRUCTURES</b>            |       |          |       |        |           |         |
| Owner-occupied units <sup>1</sup> .....                 |       |          |       |        |           |         |
| Less than \$2,000.....                                  | 25    | 11       | 9     | 7      | 8         | 7       |
| \$2,000 to \$2,999.....                                 | 3     | 7        | 36    | 47     | 13        | 22      |
| \$3,000 to \$3,999.....                                 | ...   | 6        | 62    | 37     | 18        | 52      |
| \$4,000 to \$4,999.....                                 | ...   | 6        | 24    | 31     | 17        | 31      |
| \$5,000 to \$9,999.....                                 | 2     | 2        | 10    | 14     | 20        | 32      |
| \$10,000 or more.....                                   | ...   | 1        | ...   | 4      | 3         | 5       |
| Not reported.....                                       | 118   | 53       | 1     | 8      | 2         | 3       |
| Median value..... dollars.....                          | 1,150 | ...      | 3,361 | 3,382  | ...       | 3,825   |

<sup>1</sup> Restricted to 1-dwelling-unit properties.

HOUSING—GENERAL CHARACTERISTICS

Table 25.—CHARACTERISTICS OF DWELLING UNITS, FOR PLACES OF 1,000 TO 2,500: 1950

[Average not shown where base is less than 100]

| Incorporated or unincorporated place | Urban, rural nonfarm, and rural farm       |                |                 |  |                               |   |                                |                                 |                         |                  |              |                       | Urban and rural nonfarm |                                    |                                |  | Rural-farm dwelling units |                         |
|--------------------------------------|--|----------------|-----------------|--|-------------------------------|---|--------------------------------|---------------------------------|-------------------------|------------------|--------------|-----------------------|-------------------------|------------------------------------|--------------------------------|--|---------------------------|-------------------------|
|                                      | All dwelling units by occupancy and tenure |                |                 |  |                               | All dwelling units by condition and plumbing facilities |                                |                                 | Occupied dwelling units |                  |              |                       | Total dwelling units    | Contract monthly rent <sup>1</sup> |                                | Value of one-dwelling-unit structures <sup>2</sup> |                           |                         |
|                                      | Total                                      | Owner-occupied | Renter-occupied | Vacant nonseas. not dilap., for rent or sale | Other vacant and non-resident | Number reporting  | No private bath or dilapidated | No running water or dilapidated | Total                   | Persons per room |              | Occupied by non-white |                         | Number reporting                   | Average monthly rent (dollars) | Number reporting                                   |                           | Average value (dollars) |
|                                      |  |                |                 |  |                               |   |                                |                                 |                         | Number reporting | 1.51 or more |                       |                         |                                    |                                |  |                           |                         |
| Afton.....                           | 427  | 296            | 111             | 9  | 11                            | 417   | 171                            | 59                              | 407                     | 399              | 24           | ...                   | 416                     | 91                                 | ...                            | 247  | 2,991                     | 11                      |
| Allen.....                           | 420  | 267            | 125             | 11   | 17                            | 412   | 180                            | 92                              | 392                     | 388              | 24           | 3                     | 412                     | 108                                | 20.23                          | 246  | 2,212                     | 8                       |
| Apache.....                          | 407  | 228            | 153             | 19   | 7                             | 401   | 152                            | 74                              | 381                     | 368              | 37           | 19                    | 404                     | 150                                | 23.74                          | 189  | 4,181                     | 3                       |
| Arkoma.....                          | 536  | 283            | 204             | 14   | 35                            | 512   | 472                            | 436                             | 487                     | 485              | 72           | 2                     | 536                     | 178                                | 16.87                          | 265  | 2,083                     | ...                     |
| Barnsdall.....                       | 560  | 314            | 220             | 7  | 19                            | 543   | 158                            | 101                             | 534                     | 502              | 30           | 3                     | 540                     | 193                                | 22.04                          | 293  | 2,244                     | 20                      |
| Beaver City.....                     | 543  | 339            | 144             | 29   | 31                            | 531   | 145                            | 73                              | 483                     | 478              | 24           | ...                   | 407                     | 119                                | 36.85                          | 228  | 5,696                     | 188                     |
| Beggs.....                           | 248  | 112            | 91              | 2  | 43                            | 243   | 202                            | 188                             | 203                     | 199              | 24           | 53                    | 51                      | 12                                 | ...                            | ...  | ...                       | 197                     |
| Bixby.....                           | 487  | 295            | 184             | 6  | 2                             | 483   | 203                            | 114                             | 479                     | 474              | 53           | 7                     | 486                     | 158                                | 22.51                          | 272  | 3,308                     | 1                       |
| Blanchard.....                       | 464  | 311            | 137             | 6  | 10                            | 454   | 211                            | 140                             | 448                     | 442              | 35           | 3                     | 458                     | 120                                | 24.63                          | 279  | 3,168                     | 6                       |
| Boise City.....                      | 647  | 396            | 201             | 15   | 35                            | 630   | 216                            | 88                              | 597                     | 588              | 71           | ...                   | 643                     | 170                                | 37.95                          | 346  | 6,058                     | 4                       |
| Broken Bow.....                      | 614  | 395            | 194             | 2  | 23                            | 584   | 313                            | 194                             | 589                     | 576              | 49           | 56                    | 607                     | 165                                | 18.50                          | 377  | 2,445                     | 7                       |
| Buffalo.....                         | 493  | 333            | 142             | 8  | 10                            | 466   | 147                            | 95                              | 475                     | 453              | 36           | ...                   | 483                     | 109                                | 34.44                          | 297  | 6,001                     | 10                      |
| Carnegie.....                        | 649  | 418            | 198             | 25   | 8                             | 641   | 169                            | 70                              | 616                     | 606              | 31           | 4                     | 639                     | 196                                | 25.61                          | 367  | 4,108                     | 10                      |
| Cement.....                          | 352  | 190            | 127             | 2  | 33                            | 348   | 173                            | 139                             | 317                     | 315              | 39           | 22                    | 350                     | 113                                | 24.59                          | 159  | 2,759                     | 10                      |
| Chelsea.....                         | 486  | 322            | 157             | 4  | 3                             | 477   | 151                            | 74                              | 479                     | 471              | 29           | 7                     | 481                     | 141                                | 23.02                          | 292  | 3,132                     | 5                       |
| Cheyenne.....                        | 393  | 215            | 147             | 16   | 15                            | 379   | 148                            | 76                              | 362                     | 360              | 52           | 2                     | 384                     | 145                                | 29.96                          | 173  | 3,664                     | 7                       |
| Cleveland.....                       | 846  | 565            | 246             | 8  | 27                            | 801   | 258                            | 138                             | 811                     | 793              | 44           | 4                     | 843                     | 213                                | 27.93                          | 521  | 3,520                     | 10                      |
| Coalgate.....                        | 650  | 441            | 193             | ...  | 16                            | 590   | 337                            | 147                             | 634                     | 618              | 59           | 25                    | 644                     | 129                                | 18.97                          | 389  | 2,185                     | 10                      |
| Collinsville.....                    | 680  | 485            | 179             | 7  | 9                             | 663   | 320                            | 183                             | 664                     | 658              | 59           | 1                     | 674                     | 153                                | 25.17                          | 446  | 3,743                     | 3                       |
| Comanche.....                        | 731  | 461            | 215             | 32   | 23                            | 685   | 221                            | 62                              | 676                     | 670              | 62           | 2                     | 726                     | 199                                | 30.82                          | 404  | 3,018                     | 10                      |
| Converse.....                        | 914  | 580            | 237             | 52   | 45                            | 817   | 334                            | 153                             | 817                     | 790              | 37           | 15                    | 895                     | 231                                | 24.33                          | 534  | 2,884                     | 10                      |
| Coweta.....                          | 524  | 366            | 144             | 3  | 11                            | 519   | 308                            | 215                             | 510                     | 507              | 57           | 71                    | 520                     | 125                                | 18.84                          | 336  | 2,716                     | 10                      |
| Crescent.....                        | 477  | 307            | 143             | ...  | 27                            | 445   | 171                            | 105                             | 450                     | 442              | 31           | 67                    | 476                     | 114                                | 23.66                          | 283  | 3,318                     | 1                       |
| Davis.....                           | 679  | 436            | 220             | 10   | 13                            | 677   | 282                            | 106                             | 656                     | 648              | 44           | 50                    | 674                     | 195                                | 29.17                          | 373  | 3,360                     | 10                      |
| Dewar.....                           | 297  | 219            | 75              | 1  | 2                             | 294   | 224                            | 25                              | 294                     | 293              | 27           | 1                     | 294                     | 55                                 | ...                            | 206  | 1,872                     | 7                       |
| Erick.....                           | 570  | 407            | 146             | 6  | 11                            | 551   | 157                            | 84                              | 553                     | 547              | 40           | ...                   | 565                     | 122                                | 25.11                          | 369  | 3,833                     | 7                       |
| Fairfax.....                         | 706  | 391            | 280             | 16   | 19                            | 665   | 247                            | 130                             | 671                     | 669              | 58           | 68                    | 692                     | 246                                | 23.85                          | 356  | 3,252                     | 14                      |
| Fairview.....                        | 840  | 548            | 266             | 11   | 15                            | 798   | 170                            | 66                              | 814                     | 801              | 43           | ...                   | 824                     | 245                                | 37.86                          | 480  | 5,740                     | 10                      |
| Fort Gibson.....                     | 451  | 277            | 145             | 3  | 26                            | 437   | 325                            | 185                             | 422                     | 405              | 69           | 60                    | 449                     | 121                                | 19.40                          | 236  | 2,067                     | 10                      |
| Geary.....                           | 565  | 391            | 151             | 13   | 10                            | 545   | 204                            | 96                              | 542                     | 537              | 22           | 64                    | 563                     | 136                                | 23.04                          | 357  | 3,698                     | 10                      |
| Grandfield.....                      | 394  | 296            | 92              | 5  | 1                             | 362   | 73                             | 23                              | 388                     | 376              | 15           | 3                     | 393                     | 89                                 | ...                            | 266  | 4,339                     | 1                       |
| Granite.....                         | 371  | 260            | 97              | 4  | 10                            | 352   | 133                            | 45                              | 357                     | 346              | 19           | ...                   | 363                     | 94                                 | ...                            | 234  | 3,231                     | 1                       |
| Haleyville.....                      | 363  | 242            | 92              | 15   | 14                            | 345   | 193                            | 96                              | 334                     | 330              | 31           | 3                     | 341                     | 73                                 | ...                            | 225  | 1,860                     | 10                      |
| Hartshorne.....                      | 756  | 518            | 211             | 5  | 22                            | 744   | 439                            | 183                             | 729                     | 720              | 65           | 101                   | 790                     | 154                                | 16.46                          | 483  | 1,796                     | 10                      |
| Haskell.....                         | 572  | 398            | 152             | 10   | 12                            | 558   | 234                            | 149                             | 550                     | 524              | 35           | 123                   | 565                     | 127                                | 20.25                          | 369  | 2,373                     | 10                      |
| Heavener.....                        | 715  | 473            | 223             | 7  | 12                            | 662   | 192                            | 70                              | 696                     | 662              | 23           | 16                    | 710                     | 199                                | 22.88                          | 423  | 2,855                     | 10                      |
| Hennessey.....                       | 491  | 320            | 133             | 16   | 22                            | 468   | 161                            | 101                             | 453                     | 451              | 15           | 17                    | 488                     | 118                                | 28.83                          | 288  | 4,741                     | 10                      |
| Hinton.....                          | 387  | 248            | 128             | 6  | 5                             | 383   | 113                            | 39                              | 376                     | 373              | 22           | 2                     | 383                     | 112                                | 21.70                          | 206  | 4,262                     | 10                      |
| Hooker.....                          | 604  | 384            | 201             | 5  | 14                            | 593   | 191                            | 101                             | 585                     | 578              | 59           | 3                     | 598                     | 180                                | 41.88                          | 299  | 5,772                     | 10                      |
| Jenks.....                           | 349  | 230            | 99              | 9  | 11                            | 338   | 175                            | 105                             | 329                     | 328              | 29           | 1                     | 347                     | 97                                 | ...                            | 206  | 2,444                     | 10                      |
| Krebs.....                           | 483  | 340            | 108             | 2  | 33                            | 451   | 326                            | 284                             | 448                     | 446              | 32           | 31                    | 465                     | 86                                 | ...                            | 316  | 1,841                     | 10                      |
| Laverne.....                         | 456  | 285            | 148             | 13   | 10                            | 452   | 163                            | 52                              | 433                     | 430              | 26           | ...                   | 455                     | 138                                | 29.88                          | 259  | 4,473                     | 10                      |
| Lexington.....                       | 370  | 274            | 96              | ...  | ...                           | 356   | 196                            | 121                             | 370                     | 351              | 40           | 1                     | 369                     | 95                                 | ...                            | 256  | 5,330                     | 1                       |
| Marietta.....                        | 650  | 375            | 250             | 19   | 15                            | 653   | 270                            | 127                             | 625                     | 623              | 47           | 52                    | 655                     | 237                                | 25.08                          | 326  | 4,329                     | 10                      |
| Mayesville.....                      | 392  | 238            | 142             | 4  | 8                             | 379   | 168                            | 109                             | 380                     | 362              | 55           | ...                   | 388                     | 123                                | 34.59                          | 207  | 4,025                     | 10                      |
| Maud.....                            | 491  | 294            | 163             | 11   | 23                            | 477   | 196                            | 105                             | 457                     | 449              | 22           | 2                     | 472                     | 141                                | 20.55                          | 259  | 1,762                     | 10                      |
| Medford.....                         | 467  | 315            | 137             | 9  | 6                             | 450   | 89                             | 34                              | 452                     | 438              | 10           | ...                   | 465                     | 119                                | 32.77                          | 285  | 4,986                     | 10                      |
| Morris.....                          | 403  | 270            | 123             | 4  | 6                             | 387   | 187                            | 92                              | 393                     | 391              | 24           | ...                   | 401                     | 98                                 | ...                            | 248  | 2,218                     | 10                      |
| Mountain View.....                   | 376  | 231            | 127             | 13   | 5                             | 358   | 147                            | 89                              | 358                     | 351              | 25           | ...                   | 374                     | 128                                | 23.27                          | 200  | 3,258                     | 10                      |
| Newkirk.....                         | 822  | 548            | 237             | 11   | 26                            | 717   | 230                            | 173                             | 785                     | 761              | 42           | 42                    | 816                     | 193                                | 23.75                          | 496  | 4,084                     | 10                      |
| Oilton.....                          | 405  | 297            | 97              | 2  | 9                             | 396   | 224                            | 17                              | 394                     | 382              | 20           | 13                    | 402                     | 80                                 | ...                            | 264  | 2,089                     | 10                      |
| Okeene.....                          | 401  | 262            | 120             | 8  | 11                            | 394   | 73                             | 22                              | 382                     | 381              | 59           | 1                     | 399                     | 109                                | 32.50                          | 240  | 5,993                     | 10                      |
| Panama.....                          | 326  | 224            | 92              | 1  | 9                             | 321   | 283                            | 247                             | 316                     | 310              | 27           | 3                     | 325                     | 82                                 | ...                            | 207  | 1,708                     | 10                      |
| Pond Creek.....                      | 378  | 278            | 98              | ...  | 2                             | 372   | 124                            | 52                              | 376                     | 364              | 17           | 1                     | 372                     | 91                                 | ...                            | 247  | 4,445                     | 10                      |
| Prague.....                          | 594  | 362            | 204             | 22   | 6                             | 583   | 143                            | 79                              | 566                     | 559              | 27           | 23                    | 587                     | 203                                | 28.39                          | 317  | 5,056                     | 10                      |
| Ringling.....                        | 371  | 240            | 119             | 10   | 2                             | 365   | 169                            | 32                              | 359                     | 352              | 23           | 2                     | 369                     | 117                                | 23.59                          | 219  | 2,498                     | 10                      |
| Rush Springs.....                    | 493  | 293            | 172             | 8  | 20                            | 446   | 168                            | 83                              | 465                     | 454              | 40           | 1                     | 467                     | 139                                | 23.09                          | 240  | 2,948                     | 10                      |
| Ryan.....                            | 370  | 238            | 116             | 3  | 13                            | 349   | 157                            | 87                              | 354                     | 345              | 33           | 8                     | 367                     | 99                                 | ...                            | 217  | 3,044                     | 10                      |
| Sentinel.....                        | 397  | 275            | 110             | 2  | 10                            | 391   | 157                            | 121                             | 385                     | 380              | 16           | ...                   | 395                     | 91                                 | ...                            | 242  | 3,972                     | 10                      |
| Shattuck.....                        | 654  | 397            | 193             | 42   | 22                            | 641   | 179                            | 42                              | 590                     | 583              | 20           | ...                   | 651                     | 206                                | 35.69                          | 340  | 6,450                     | 10                      |
| Skiatook.....                        | 560  | 372            | 167             | 8  | 13                            | 554   | 193                            | 81                              | 539                     | 531              | 43           | 3                     | 551                     | 141                                | 29.79                          | 316  | 3,503                     | 10                      |
| Snyder.....                          | 567  | 351            | 188             | 14   | 14                            | 555   | 222                            | 129                             | 539                     | 528              | 39           | 65                    | 564                     | 170                                | 26.53                          | 306  | 3,944                     | 10                      |
| Spiro.....                           | 518  | 311            | 176             | 11   | 20                            | 506   | 331                            | 216                             | 487                     | 484              | 33           | 43                    | 510                     | 157                                | 19.41                          | 272  | 2,320                     | 10                      |
| Stigler.....                         | 683  | 449            | 227             | 3  | 4                             | 669   | 226                            | 113                             | 676                     | 661              | 52           | 7                     | 681                     | 212                                | 25.93                          | 398  | 3,641                     | 10                      |
| Stilwell.....                        | 598  | 332            | 244             | 6  | 16                            | 582   | 296                            | 159                             | 576                     | 565              | 60           | 42                    | 593                     | 223                                | 23.04                          | 302  | 3,415                     | 10                      |
| Stratford.....                       | 392  | 276            | 97              | 2  | 17                            | 376   | 239                            | 143                             | 373                     | 365              | 24           | 4                     | 387                     | 81                                 | ...                            | 218  | 2,456                     | 10                      |
| Stroud.....                          | 754  | 457            | 260             | 22   | 15                            | 716   | 243                            | 130                             | 717                     | 702              | 55           | 40                    | 749                     | 257                                | 27.85                          | 389  | 3,925                     | 10                      |
| Tecumseh.....                        | 789  | 560            | 198             | 17   | 14                            | 782   | 289                            | 108                             | 758                     | 754              | 54           | ...                   | 782                     | 175                                | 24.27                          | 505  | 3,378                     | 10                      |
| Temple.....                          | 519  | 380            | 101             | 14   | 24                            | 490   | 239                            | 171                             | 481                     | 474              | 52           | 51                    | 510                     | 81                                 | ...                            | 337  | 2,979                     | 10                      |
| Texhoma.....                         | 453  | 257            | 190             | 2  | 4                             | 401   | 86                             | 23                              | 447                     | 406              | 49           | ...                   | 450                     | 144                                | 49.61                          | 180  | 5,442                     | 10                      |
| Thomas.....                          | 447  | 310            | 116             | 6  | 15                            | 443   | 212                            | 151                             | 426                     | 426              | 13           | 2                     | 442                     | 93                                 | ...                            | 299  | 3,804                     | 10                      |
| Tipton.....                          | 419  | 267            | 144             | 1  | 7                             | 369   | 115                            | 54                              | 411                     | 402              | 30           | 2                     | 418                     | 121                                | 22.65                          | 243  | 3,691                     | 10                      |
| Fishomingo.....                      | 761  | 388            | 305             | 14   | 54                            | 743   | 317                            | 206                             | 693                     | 687              | 72           | 68                    | 748                     | 276                                | 21.84                          | 309  | 3,363                     | 10                      |
| Tuxedo Park (uninc.).....            | 344  | 275            | 58              | 5  | 6                             | 341   | 148                            | 90                              | 333                     | 332              | 15           | 1                     | 322                     | 37                                 | ...                            | 207  | 6,418                     | 10                      |
| Warr Acres.....                      | 768  | 632            | 85              | 47   | 4                             | 761   | 48                             | 24                              | 717                     | 705              | 12           | 1                     | 768                     | 70                                 | ...                            | 629  | 9,299                     | 10                      |
| Waurika.....                         | 879  | 523            | 286             | 26   | 44                            | 848   | 317                            | 230                             | 809                     | 783              | 39           | 54                    | 865                     | 271                                | 25.80                          | 457  | 3,728                     | 10                      |
| Waynoka.....                         | 695  | 424            | 224             | 22   | 25                            | 686   | 424                            | 80                              | 648                     | 646              | 33           | ...                   | 690                     | 191                                | 32.20                          | 368  | 4,551                     | 10                      |
| Weleetka.....                        | 532  | 352            | 14              |  |                               |   |                                |                                 |                         |                  |              |                       |                         |                                    |                                |  |                           |                         |





HOUSING—GENERAL CHARACTERISTICS

Table 26.—OCCUPANCY CHARACTERISTICS, TYPE OF STRUCTURE, NUMBER OF ROOMS, CONDITION AND PLUMBING FACILITIES, AND NUMBER OF PERSONS, FOR COUNTIES: 1950—Con.

[Percent not shown where less than 0.1; median not shown where base is less than 100]

| Subject  | Craig | Creek  | Custer | Dela-ware | Dewey | Ellis | Gar-field | Garvin | Grady  | Grant | Groer | Harmon | Harper | Haskell | Hughes | Jackson | Jef-ferson |  |
|--|-------|--------|--------|-----------|-------|-------|-----------|--------|--------|-------|-------|--------|--------|---------|--------|---------|------------|--|
| All dwelling units                                 | 5,032 | 14,095 | 6,867  | 5,167     | 3,034 | 2,492 | 16,954    | 8,948  | 11,367 | 3,852 | 3,910 | 2,671  | 2,015  | 3,751   | 6,376  | 6,905   | 3,687      |  |
| Urban-farm dwelling units                          | 2     | 38     | 6      | ...       | ...   | ...   | 14        | 8      | 17     | ...   | 5     | ...    | ...    | ...     | 9      | 4       | ...        |  |
| OCCUPANCY, TENURE, AND RACE                        |       |        |        |           |       |       |           |        |        |       |       |        |        |         |        |         |            |  |
| Occupied dwelling units                            | 4,695 | 13,028 | 6,405  | 4,143     | 2,632 | 2,275 | 16,032    | 8,494  | 10,489 | 3,430 | 3,542 | 2,418  | 1,800  | 3,492   | 5,899  | 6,330   | 3,347      |  |
| Owner occupied                                     | 3,052 | 7,704  | 3,922  | 2,975     | 1,835 | 1,615 | 10,179    | 4,702  | 6,206  | 2,257 | 2,164 | 1,420  | 1,197  | 2,120   | 3,593  | 3,801   | 1,933      |  |
| Percent of all occupied                            | 65.0  | 59.1   | 61.2   | 71.8      | 69.7  | 71.0  | 63.5      | 55.4   | 59.2   | 65.8  | 61.1  | 58.7   | 66.5   | 60.7    | 60.9   | 60.0    | 57.8       |  |
| White  | 2,886 | 6,899  | 3,787  | 2,684     | 1,808 | 1,615 | 9,920     | 4,911  | 5,845  | 2,254 | 2,102 | 1,408  | 1,197  | 2,030   | 3,243  | 3,642   | 1,884      |  |
| Negro  | 109   | 692    | 77     | 2         | ...   | ...   | 162       | 344    | 3      | ...   | ...   | ...    | ...    | 28      | 152    | 158     | 43         |  |
| Other races  | 57    | 113    | 58     | 289       | 27    | ...   | 5         | 29     | 17     | ...   | 1     | ...    | ...    | 62      | 198    | 1       | 6          |  |
| Renter occupied                                    | 1,643 | 5,324  | 2,483  | 1,168     | 797   | 660   | 5,853     | 3,792  | 4,283  | 1,173 | 1,378 | 998    | 603    | 1,372   | 2,306  | 2,529   | 1,414      |  |
| White  | 1,565 | 4,828  | 2,324  | 945       | 775   | 660   | 5,706     | 3,665  | 4,077  | 1,172 | 1,333 | 922    | 603    | 1,323   | 2,057  | 2,313   | 1,391      |  |
| Negro  | 53    | 408    | 100    | ...       | 1     | ...   | 135       | 105    | 193    | ...   | 44    | 76     | ...    | 16      | 138    | 212     | 19         |  |
| Other races  | 25    | 88     | 59     | 223       | 21    | ...   | 12        | 22     | 13     | 1     | 1     | ...    | ...    | 33      | 111    | 4       | 4          |  |
| Nonresident dwelling units                         | 40    | 24     | 14     | 78        | 6     | 1     | 36        | 9      | 26     | 4     | 6     | 7      | 6      | 7       | 3      | 4       | 2          |  |
| Vacant dwelling units                              | 297   | 1,043  | 448    | 946       | 396   | 216   | 886       | 445    | 852    | 418   | 362   | 246    | 209    | 252     | 474    | 571     | 338        |  |
| Nonseasonal not dilapidated, for rent or sale      | 65    | 258    | 131    | 69        | 66    | 53    | 332       | 133    | 174    | 34    | 36    | 33     | 24     | 102     | 78     | 96      | 52         |  |
| Percent of all dwelling units                      | 1.3   | 1.8    | 1.9    | 1.3       | 2.2   | 2.1   | 2.0       | 1.5    | 1.5    | 0.9   | 0.9   | 1.2    | 1.2    | 2.7     | 1.2    | 1.4     | 1.4        |  |
| For rent   | 48    | 207    | 112    | 49        | 61    | 45    | 195       | 107    | 112    | 21    | 29    | 26     | 18     | 94      | 56     | 86      | 39         |  |
| For sale only                                      | 17    | 51     | 19     | 20        | 5     | 8     | 137       | 26     | 62     | 13    | 7     | 6      | 8      | 22      | 10     | 13      | 13         |  |
| Nonseasonal not dilapidated, not for rent or sale  | 101   | 344    | 131    | 182       | 132   | 66    | 308       | 126    | 280    | 188   | 69    | 52     | 67     | 37      | 80     | 136     | 61         |  |
| Nonseasonal dilapidated                            | 110   | 383    | 117    | 189       | 192   | 60    | 173       | 150    | 362    | 168   | 82    | 73     | 97     | 102     | 224    | 165     | 162        |  |
| Seasonal   | 21    | 60     | 69     | 506       | 6     | 37    | 73        | 36     | 28     | 28    | 175   | 88     | 21     | 11      | 92     | 174     | 63         |  |
| TYPE OF STRUCTURE                                  |       |        |        |           |       |       |           |        |        |       |       |        |        |         |        |         |            |  |
| 1 dwelling unit, detached                          | 4,443 | 12,299 | 5,624  | 5,010     | 2,902 | 2,282 | 13,132    | 7,850  | 9,944  | 3,519 | 3,551 | 2,435  | 1,914  | 3,404   | 5,845  | 5,985   | 3,430      |  |
| 1 dwelling unit, attached                          | 22    | 124    | 142    | 51        | 16    | 35    | 86        | 72     | 96     | 165   | 15    | 16     | 16     | 11      | 51     | 49      | 31         |  |
| 1 and 2 dwelling unit, semidetached                | 8     | 119    | 88     | 15        | 20    | 14    | 334       | 198    | 104    | 5     | 43    | 8      | 3      | 16      | 55     | 344     | 10         |  |
| 2 dwelling unit, other                             | 258   | 522    | 486    | 66        | 36    | 96    | 1,478     | 364    | 686    | 86    | 174   | 148    | 50     | 88      | 220    | 322     | 62         |  |
| 3 and 4 dwelling unit                              | 159   | 370    | 251    | 12        | 23    | 37    | 907       | 168    | 300    | 53    | 64    | 43     | 21     | 86      | 102    | 177     | 46         |  |
| 5 to 9 dwelling unit                               | 88    | 283    | 176    | ...       | 17    | 17    | 289       | 93     | 154    | 11    | 29    | 13     | ...    | 132     | 55     | 103     | 23         |  |
| 10 dwelling unit or more                           | 41    | 315    | 81     | ...       | 10    | ...   | 385       | 53     | 41     | ...   | 30    | ...    | ...    | 10      | 39     | ...     | 17         |  |
| Trailers   | 13    | 63     | 19     | 13        | 10    | 11    | 243       | 150    | 42     | 13    | 4     | 8      | 11     | 4       | 25     | 9       | 9          |  |
| NUMBER OF ROOMS                                    |       |        |        |           |       |       |           |        |        |       |       |        |        |         |        |         |            |  |
| 1 room   | 185   | 377    | 251    | 344       | 77    | 43    | 491       | 224    | 227    | 47    | 79    | 86     | 46     | 67      | 101    | 115     | 95         |  |
| 2 rooms  | 519   | 1,484  | 679    | 990       | 306   | 196   | 1,356     | 1,035  | 1,257  | 132   | 396   | 280    | 217    | 376     | 524    | 711     | 313        |  |
| 3 rooms  | 843   | 2,382  | 1,035  | 1,019     | 395   | 323   | 2,255     | 1,833  | 1,887  | 308   | 565   | 441    | 346    | 772     | 1,178  | 1,074   | 646        |  |
| 4 rooms  | 1,306 | 3,500  | 1,696  | 1,323     | 821   | 678   | 3,909     | 2,685  | 2,919  | 843   | 1,025 | 674    | 514    | 1,347   | 1,804  | 1,824   | 1,121      |  |
| 5 rooms  | 1,094 | 3,471  | 1,578  | 747       | 666   | 571   | 4,395     | 1,736  | 2,560  | 979   | 865   | 528    | 456    | 606     | 1,398  | 1,478   | 742        |  |
| 6 rooms  | 586   | 1,750  | 932    | 398       | 409   | 349   | 2,408     | 775    | 1,424  | 725   | 577   | 279    | 260    | 324     | 863    | 897     | 389        |  |
| 7 rooms  | 186   | 438    | 324    | 90        | 132   | 150   | 875       | 218    | 441    | 332   | 188   | 94     | 106    | 75      | 285    | 285     | 110        |  |
| 8 rooms  | 103   | 201    | 151    | 51        | 61    | 77    | 457       | 84     | 200    | 208   | 65    | 34     | 45     | 17      | 77     | 101     | 40         |  |
| 9 rooms or more                                    | 70    | 142    | 120    | 33        | 42    | 58    | 323       | 61     | 134    | 153   | 63    | 35     | 49     | 21      | 50     | 47      | 27         |  |
| Not reported                                       | 140   | 350    | 101    | 172       | 125   | 47    | 485       | 297    | 318    | 125   | 107   | 220    | 76     | 146     | 161    | 323     | 184        |  |
| CONDITION AND PLUMBING FACILITIES                  |       |        |        |           |       |       |           |        |        |       |       |        |        |         |        |         |            |  |
| All dwelling units                                 | 5,032 | 14,095 | 6,867  | 5,167     | 3,034 | 2,492 | 16,954    | 8,948  | 11,367 | 3,852 | 3,910 | 2,671  | 2,015  | 3,751   | 6,376  | 6,905   | 3,687      |  |
| Not dilapidated:                                   |       |        |        |           |       |       |           |        |        |       |       |        |        |         |        |         |            |  |
| With priv. toilet and bath, and hot running water  | 1,639 | 5,917  | 3,387  | 965       | 698   | 1,104 | 10,851    | 3,497  | 4,941  | 1,487 | 1,529 | 890    | 909    | 720     | 2,038  | 2,966   | 1,176      |  |
| With private toilet and bath, and only cold water  | 53    | 152    | 175    | 80        | 107   | 69    | 204       | 93     | 281    | 75    | 136   | 41     | 23     | 32      | 88     | 162     | 125        |  |
| With running water, lacking private toilet or bath | 751   | 2,693  | 1,038  | 463       | 509   | 2,741 | 1,215     | 1,368  | 726    | 615   | 436   | 273    | 217    | 802     | 1,083  | 687     | 467        |  |
| No running water                                   | 1,631 | 3,199  | 1,421  | 2,119     | 948   | 529   | 1,828     | 1,884  | 2,237  | 1,119 | 920   | 720    | 405    | 1,878   | 1,473  | 1,468   | 779        |  |
| Dilapidated:                                       |       |        |        |           |       |       |           |        |        |       |       |        |        |         |        |         |            |  |
| With priv. toilet and bath, and hot running water  | 32    | 83     | 61     | 21        | 42    | 16    | 131       | 143    | 133    | 9     | 37    | 26     | 36     | 53      | 56     | 55      | 18         |  |
| Lacking hot water, private toilet or bath          | 786   | 1,482  | 651    | 1,260     | 705   | 209   | 660       | 1,627  | 1,886  | 286   | 536   | 322    | 296    | 744     | 1,720  | 812     | 764        |  |
| Condition or plumbing facilities not reported      | 140   | 569    | 134    | 259       | 84    | 56    | 539       | 489    | 521    | 150   | 137   | 236    | 73     | 107     | 199    | 359     | 138        |  |
| Renter-occupied dwelling units                     | 1,643 | 5,324  | 2,483  | 1,168     | 797   | 660   | 5,853     | 3,792  | 4,283  | 1,173 | 1,378 | 998    | 603    | 1,372   | 2,306  | 2,529   | 1,414      |  |
| Not dilapidated:                                   |       |        |        |           |       |       |           |        |        |       |       |        |        |         |        |         |            |  |
| With priv. toilet and bath, and hot running water  | 499   | 1,948  | 1,144  | 135       | 120   | 238   | 3,174     | 1,193  | 1,356  | 356   | 371   | 195    | 231    | 179     | 490    | 749     | 316        |  |
| With private toilet and bath, and only cold water  | 144   | 50     | 39     | 12        | 27    | 16    | 58        | 39     | 90     | 17    | 70    | 10     | 10     | 11      | 22     | 39      | 40         |  |
| With running water, lacking private toilet or bath | 308   | 1,185  | 493    | 89        | 126   | 174   | 1,471     | 554    | 629    | 258   | 256   | 194    | 101    | 93      | 289    | 495     | 284        |  |
| No running water                                   | 476   | 1,260  | 494    | 466       | 278   | 146   | 684       | 858    | 988    | 433   | 415   | 346    | 145    | 663     | 618    | 682     | 348        |  |
| Dilapidated:                                       |       |        |        |           |       |       |           |        |        |       |       |        |        |         |        |         |            |  |
| With priv. toilet and bath, and hot running water  | 12    | 33     | 25     | 9         | 8     | 7     | 52        | 57     | 54     | ...   | 14    | 14     | 16     | 5       | 21     | 26      | 8          |  |
| Lacking hot water, private toilet or bath          | 293   | 617    | 250    | 402       | 209   | 66    | 230       | 883    | 964    | 50    | 200   | 187    | 75     | 374     | 819    | 431     | 357        |  |
| Condition or plumbing facilities not reported      | 41    | 231    | 38     | 55        | 29    | 13    | 184       | 208    | 202    | 59    | 52    | 52     | 25     | 47      | 107    | 61      | 61         |  |
| NUMBER OF PERSONS                                  |       |        |        |           |       |       |           |        |        |       |       |        |        |         |        |         |            |  |
| All occupied dwelling units                        | 4,695 | 13,028 | 6,405  | 4,143     | 2,632 | 2,275 | 16,032    | 8,494  | 10,489 | 3,430 | 3,542 | 2,418  | 1,800  | 3,492   | 5,899  | 6,330   | 3,347      |  |
| 1 person   | 567   | 1,568  | 715    | 383       | 283   | 258   | 1,796     | 703    | 1,184  | 434   | 421   | 232    | 200    | 280     | 638    | 680     | 411        |  |
| 2 persons  | 1,452 | 4,032  | 1,981  | 1,266     | 777   | 691   | 5,237     | 2,427  | 3,160  | 1,154 | 1,117 | 729    | 517    | 834     | 1,700  | 2,061   | 988        |  |
| 3 persons  | 1,000 | 2,651  | 1,495  | 821       | 536   | 455   | 3,723     | 1,929  | 2,291  | 720   | 759   | 519    | 397    | 722     | 1,170  | 1,379   | 672        |  |
| 4 persons  | 753   | 2,075  | 1,095  | 621       | 451   | 427   | 2,822     | 1,525  | 1,768  | 550   | 609   | 434    | 314    | 603     | 961    | 1,092   | 576        |  |
| 5 persons  | 452   | 1,186  | 587    | 390       | 274   | 223   | 1,393     | 883    | 973    | 312   | 324   | 232    | 190    | 421     | 568    | 592     | 327        |  |
| 6 persons  | 218   | 700    | 278    | 285       | 165   | 116   | 589       | 512    | 528    | 152   | 144   | 130    | 95     | 261     | 374    | 265     | 168        |  |
| 7 persons  | 125   | 359    | 123    | 169       | 69    | 71    | 274       | 260    | 276    | 55    | 86    | 58     | 37     | 162     | 188    | 120     | 97         |  |
| 8 persons  | 58    | 221    | 71     | 107       | 43    | 20    | 105       | 113    | 134    | 32    | 45    | 44     | 25     | 101     | 144    | 72      | 56         |  |
| 9 persons  | 32    | 112    | 30     | 46        | 16    | 10    | 47        | 67     | 84     | 11    | 21    | 19     | 16     | 49      | 72     | 34      | 28         |  |
| 10 persons or more                                 | 38    | 124    | 30     | 55        | 18    | 4     | 46        | 75     | 91     | 10    | 16    | 21     | 9      | 59      | 84     | 35      | 24         |  |
| Median number of persons:                          |       |        |        |           |       |       |           |        |        |       |       |        |        |         |        |         |            |  |
| All occupied dwelling units                        | 2.8   | 2.8    | 2.8    |           |       |       |           |        |        |       |       |        |        |         |        |         |            |  |

Table 26.—OCCUPANCY CHARACTERISTICS, TYPE OF STRUCTURE, NUMBER OF ROOMS, CONDITION AND PLUMBING FACILITIES, AND NUMBER OF PERSONS, FOR COUNTIES: 1950—Con.

[Percent not shown where less than 0.1; median not shown where base is less than 100]

| Subject  | John-<br>ston | Kay    | King-<br>fisher | Kiowa | Latimer | Le<br>Flore | Lincoln | Logan | Love  | Mc-<br>Clain | Mc-<br>Curtain | Mc-<br>Intosh | Major | Mar-<br>shall | Mayes | Murray | Mus-<br>kogee |
|--|---------------|--------|-----------------|-------|---------|-------------|---------|-------|-------|--------------|----------------|---------------|-------|---------------|-------|--------|---------------|
| All dwelling units                                 | 3,314         | 16,535 | 4,497           | 6,496 | 2,850   | 10,637      | 7,419   | 7,487 | 2,368 | 4,555        | 9,207          | 5,247         | 3,307 | 2,827         | 6,521 | 3,711  | 20,473        |
| Urban-farm dwelling units                          | ...           | 22     | 3               | 7     | ...     | 19          | 1       | 4     | ...   | 4            | 5              | 4             | ...   | 1             | ...   | 3      | 24            |
| OCCUPANCY, TENURE, AND RACE                        |               |        |                 |       |         |             |         |       |       |              |                |               |       |               |       |        |               |
| Occupied dwelling units                            | 2,940         | 15,475 | 3,988           | 5,872 | 2,588   | 9,820       | 6,697   | 6,741 | 2,168 | 4,179        | 8,416          | 4,686         | 3,077 | 2,517         | 5,632 | 3,408  | 19,199        |
| Owner occupied                                     | 1,832         | 9,444  | 2,536           | 3,507 | 1,680   | 6,140       | 4,264   | 4,086 | 1,236 | 2,315        | 4,926          | 2,543         | 2,023 | 1,562         | 3,825 | 1,986  | 11,723        |
| Percent of all occupied                            | 62.3          | 61.0   | 63.6            | 59.7  | 64.9    | 62.5        | 63.7    | 60.6  | 57.0  | 55.4         | 58.5           | 54.3          | 65.7  | 62.1          | 67.9  | 58.3   | 61.1          |
| White  | 1,684         | 9,169  | 2,341           | 3,295 | 1,568   | 5,853       | 4,008   | 3,322 | 1,164 | 2,193        | 3,855          | 1,965         | 2,021 | 1,481         | 3,638 | 1,887  | 9,065         |
| Negro  | 71            | 174    | 183             | 126   | 43      | 133         | 233     | 763   | 57    | 85           | 332            | 396           | 2     | 34            | 20    | 73     | 2,512         |
| Other races  | 77            | 101    | 12              | 86    | 99      | 134         | 22      | 1     | 15    | 37           | 239            | 182           | ...   | 47            | 167   | 26     | 146           |
| Renter occupied                                    | 1,108         | 6,031  | 1,452           | 2,365 | 908     | 3,680       | 2,433   | 2,655 | 932   | 1,864        | 3,490          | 2,143         | 1,054 | 955           | 1,807 | 1,422  | 7,476         |
| White  | 1,036         | 5,775  | 1,338           | 2,247 | 822     | 3,485       | 2,227   | 2,156 | 871   | 1,813        | 2,583          | 1,710         | 1,050 | 904           | 1,661 | 1,382  | 5,990         |
| Negro  | 21            | 110    | 108             | 85    | 9       | 78          | 190     | 495   | 54    | 41           | 689            | 288           | 4     | 14            | 15    | 20     | 1,362         |
| Other races  | 51            | 146    | 16              | 33    | 77      | 117         | 16      | 4     | 7     | 10           | 218            | 145           | ...   | 37            | 131   | 20     | 124           |
| Nonresident dwelling units                         | 7             | 5      | 5               | 2     | 15      | 12          | 26      | 22    | 14    | 7            | 9              | 6             | 3     | 5             | 4     | 14     | 24            |
| Vacant dwelling units                              | 367           | 1,055  | 504             | 622   | 247     | 805         | 696     | 724   | 186   | 369          | 782            | 555           | 227   | 305           | 885   | 289    | 1,250         |
| Nonseasonal not dilapidated, for rent or sale      | 35            | 413    | 84              | 104   | 58      | 163         | 163     | 159   | 35    | 72           | 74             | 46            | 26    | 81            | 138   | 55     | 508           |
| Percent of all dwelling units                      | 1.1           | 2.5    | 1.9             | 1.6   | 2.0     | 1.5         | 2.2     | 2.1   | 1.5   | 1.6          | 0.8            | 0.9           | 0.8   | 2.9           | 2.1   | 1.5    | 2.5           |
| For rent   | 16            | 282    | 78              | 88    | 43      | 130         | 127     | 141   | 31    | 58           | 62             | 38            | 22    | 73            | 107   | 45     | 365           |
| For sale only                                      | 19            | 131    | 6               | 16    | 15      | 33          | 36      | 18    | 4     | 14           | 12             | 8             | 4     | 8             | 31    | 10     | 143           |
| Nonseasonal not dilapidated, not for rent or sale  | 67            | 336    | 139             | 126   | 69      | 142         | 174     | 169   | 72    | 82           | 156            | 133           | 77    | 89            | 205   | 120    | 271           |
| Nonseasonal dilapidated                            | 160           | 227    | 269             | 363   | 109     | 418         | 318     | 351   | 74    | 191          | 468            | 282           | 97    | 70            | 159   | 89     | 355           |
| Seasonal   | 105           | 79     | 12              | 29    | 11      | 82          | 41      | 45    | 5     | 24           | 84             | 94            | 27    | 65            | 383   | 25     | 116           |
| TYPE OF STRUCTURE                                  |               |        |                 |       |         |             |         |       |       |              |                |               |       |               |       |        |               |
| 1 dwelling unit, detached                          | 3,102         | 13,820 | 4,156           | 5,838 | 2,647   | 9,963       | 6,944   | 6,441 | 2,050 | 4,249        | 8,983          | 4,922         | 3,019 | 2,567         | 6,093 | 3,046  | 16,600        |
| 1 dwelling unit, attached                          | 20            | 160    | 39              | 19    | 24      | 58          | 67      | 77    | 162   | 27           | 14             | 25            | 61    | 8             | 46    | 51     | 180           |
| 1 and 2 dwelling unit, semidetached                | 34            | 336    | 27              | 50    | 23      | 84          | 29      | 60    | 10    | 73           | 31             | 106           | 33    | 41            | 62    | 94     | 485           |
| 2 dwelling unit, other                             | 92            | 960    | 154             | 292   | 72      | 334         | 228     | 368   | 106   | 114          | 70             | 94            | 82    | 122           | 152   | 212    | 1,388         |
| 3 and 4 dwelling unit                              | 18            | 700    | 54              | 144   | 45      | 119         | 85      | 239   | 19    | 58           | 45             | 42            | 40    | 36            | 85    | 122    | 854           |
| 5 to 9 dwelling unit                               | 38            | 273    | 26              | 98    | 32      | 27          | 43      | 177   | 13    | 19           | 45             | 30            | 24    | 29            | 40    | 85     | 526           |
| 10 dwelling unit or more                           | ...           | 229    | 29              | 32    | ...     | 10          | ...     | 56    | ...   | ...          | ...            | ...           | 19    | 10            | 16    | 62     | 378           |
| Trailers   | 10            | 77     | 12              | 23    | 7       | 42          | 23      | 69    | 8     | 15           | 19             | 9             | 38    | 14            | 27    | 39     | 62            |
| NUMBER OF ROOMS                                    |               |        |                 |       |         |             |         |       |       |              |                |               |       |               |       |        |               |
| 1 room   | 137           | 418    | 99              | 170   | 92      | 300         | 127     | 207   | 77    | 80           | 260            | 188           | 93    | 115           | 298   | 188    | 526           |
| 2 rooms  | 396           | 1,220  | 264             | 605   | 325     | 1,124       | 571     | 497   | 316   | 449          | 1,365          | 748           | 282   | 355           | 919   | 503    | 2,074         |
| 3 rooms  | 619           | 2,260  | 504             | 1,111 | 502     | 1,755       | 1,147   | 926   | 544   | 844          | 2,061          | 1,131         | 412   | 559           | 1,150 | 730    | 3,393         |
| 4 rooms  | 1,066         | 3,453  | 1,041           | 1,663 | 951     | 3,650       | 1,903   | 1,585 | 704   | 1,447        | 2,707          | 1,678         | 784   | 775           | 2,057 | 953    | 5,375         |
| 5 rooms  | 603           | 4,711  | 1,108           | 1,473 | 504     | 1,992       | 1,768   | 1,828 | 371   | 888          | 1,407          | 771           | 702   | 540           | 995   | 631    | 4,680         |
| 6 rooms  | 250           | 2,556  | 794             | 859   | 252     | 1,130       | 1,043   | 1,163 | 176   | 488          | 788            | 410           | 518   | 239           | 578   | 361    | 2,471         |
| 7 rooms  | 90            | 827    | 332             | 255   | 71      | 241         | 368     | 467   | 56    | 128          | 168            | 104           | 207   | 50            | 140   | 96     | 756           |
| 8 rooms  | 40            | 396    | 183             | 119   | 23      | 70          | 172     | 255   | 24    | 42           | 64             | 49            | 122   | 20            | 79    | 46     | 385           |
| 9 rooms or more                                    | 16            | 321    | 123             | 81    | 14      | 53          | 93      | 176   | 10    | 40           | 50             | 35            | 88    | 18            | 43    | 26     | 279           |
| Not reported                                       | 97            | 373    | 49              | 160   | 116     | 322         | 227     | 383   | 10    | 149          | 337            | 133           | 99    | 156           | 262   | 177    | 534           |
| CONDITION AND PLUMBING FACILITIES                  |               |        |                 |       |         |             |         |       |       |              |                |               |       |               |       |        |               |
| All dwelling units                                 | 3,314         | 16,535 | 4,497           | 6,496 | 2,850   | 10,637      | 7,419   | 7,487 | 2,368 | 4,555        | 9,207          | 5,247         | 3,307 | 2,827         | 6,521 | 3,711  | 20,473        |
| Not dilapidated:                                   |               |        |                 |       |         |             |         |       |       |              |                |               |       |               |       |        |               |
| With priv. toilet and bath, and hot running water  | 594           | 11,075 | 1,939           | 2,727 | 492     | 1,918       | 2,308   | 3,123 | 480   | 1,459        | 1,231          | 913           | 1,077 | 952           | 2,208 | 1,394  | 10,234        |
| With private toilet and bath, and only cold water  | 40            | 156    | 96              | 175   | 16      | 77          | 111     | 57    | 65    | 35           | 109            | 36            | 86    | 30            | 142   | 127    | 244           |
| With running water, lacking private toilet or bath | 349           | 1,744  | 688             | 944   | 286     | 1,202       | 917     | 908   | 399   | 604          | 837            | 413           | 537   | 548           | 738   | 666    | 2,562         |
| No running water                                   | 1,266         | 1,646  | 951             | 1,335 | 1,150   | 4,114       | 2,233   | 1,589 | 1,060 | 1,068        | 3,312          | 1,775         | 1,147 | 834           | 2,332 | 871    | 3,555         |
| Dilapidated:                                       |               |        |                 |       |         |             |         |       |       |              |                |               |       |               |       |        |               |
| With priv. toilet and bath, and hot running water  | 15            | 236    | 49              | 55    | 23      | 39          | 101     | 148   | 1     | 33           | 31             | 34            | 10    | 15            | 31    | 9      | 278           |
| Lacking hot water, private toilet or bath          | 896           | 1,147  | 689             | 1,029 | 772     | 2,856       | 1,438   | 1,273 | 278   | 1,159        | 3,347          | 1,853         | 265   | 304           | 780   | 394    | 2,773         |
| Condition or plumbing facilities not reported      | 154           | 531    | 85              | 231   | 111     | 431         | 311     | 389   | 85    | 197          | 320            | 223           | 185   | 144           | 290   | 250    | 827           |
| Renter-occupied dwelling units                     | 1,108         | 6,031  | 1,452           | 2,365 | 908     | 3,680       | 2,433   | 2,655 | 932   | 1,864        | 3,490          | 2,143         | 1,054 | 955           | 1,807 | 1,422  | 7,476         |
| Not dilapidated:                                   |               |        |                 |       |         |             |         |       |       |              |                |               |       |               |       |        |               |
| With priv. toilet and bath, and hot running water  | 115           | 3,515  | 512             | 776   | 139     | 509         | 641     | 972   | 120   | 417          | 329            | 229           | 266   | 259           | 593   | 459    | 3,208         |
| With private toilet and bath, and only cold water  | 11            | 63     | 28              | 49    | 2       | 21          | 28      | 19    | 21    | 12           | 41             | 11            | 25    | 9             | 21    | 50     | 80            |
| With running water, lacking private toilet or bath | 131           | 896    | 297             | 419   | 87      | 384         | 302     | 414   | 165   | 246          | 378            | 167           | 185   | 202           | 198   | 331    | 1,227         |
| No running water                                   | 374           | 697    | 388             | 601   | 294     | 1,233       | 717     | 565   | 459   | 471          | 1,167          | 682           | 435   | 294           | 630   | 333    | 1,257         |
| Dilapidated:                                       |               |        |                 |       |         |             |         |       |       |              |                |               |       |               |       |        |               |
| With priv. toilet and bath, and hot running water  | 3             | 105    | 20              | 25    | 5       | 11          | 40      | 65    | 1     | 12           | 13             | 6             | 5     | 16            | 15    | 4      | 123           |
| Lacking hot water, private toilet or bath          | 339           | 534    | 206             | 418   | 352     | 1,325       | 612     | 523   | 142   | 593          | 1,476          | 926           | 69    | 141           | 281   | 169    | 1,251         |
| Condition or plumbing facilities not reported      | 55            | 221    | 41              | 77    | 29      | 197         | 93      | 97    | 24    | 113          | 86             | 122           | 69    | 34            | 69    | 76     | 330           |
| NUMBER OF PERSONS                                  |               |        |                 |       |         |             |         |       |       |              |                |               |       |               |       |        |               |
| All occupied dwelling units                        | 2,940         | 15,475 | 3,988           | 5,872 | 2,588   | 9,820       | 6,697   | 6,741 | 2,168 | 4,179        | 8,416          | 4,686         | 3,077 | 2,517         | 5,632 | 3,408  | 19,199        |
| 1 person   | 308           | 1,822  | 463             | 684   | 294     | 993         | 846     | 968   | 229   | 360          | 805            | 439           | 339   | 261           | 599   | 465    | 2,279         |
| 2 persons  | 846           | 4,826  | 1,241           | 1,771 | 695     | 2,628       | 2,068   | 2,173 | 572   | 1,180        | 2,052          | 1,186         | 846   | 750           | 1,595 | 1,088  | 5,809         |
| 3 persons  | 548           | 3,495  | 834             | 1,267 | 518     | 1,958       | 1,354   | 1,339 | 415   | 862          | 1,625          | 879           | 665   | 541           | 1,171 | 748    | 4,188         |
| 4 persons  | 492           | 2,741  | 663             | 1,067 | 422     | 1,638       | 1,007   | 967   | 239   | 778          | 1,378          | 767           | 570   | 432           | 947   | 520    | 3,043         |
| 5 persons  | 304           | 1,371  | 398             | 525   | 263     | 1,021       | 622     | 567   | 128   | 425          | 958            | 540           | 332   | 266           | 579   | 278    | 1,693         |
| 6 persons  | 182           | 665    | 179             | 280   | 173     | 660         | 358     | 318   | 87    | 264          | 638            | 373           | 169   | 133           | 307   | 132    | 948           |
| 7 persons  | 107           | 286    | 108             | 173   | 95      | 441         | 194     | 152   | 87    | 135          | 390            | 206           | 80    | 61            | 193   | 79     | 541           |
| 8 persons  | 66            | 130    | 51              | 73    | 66      | 217         | 118     | 65    | 51    | 80           | 254            | 123           | 44    | 36            | 109   | 48     | 314           |
| 9 persons  | 45            | 69     | 22              | 29    | 37      | 123         | 56      | 66    | 30    | 41           | 197            | 76            | 12    | 20            | 66    | 32     | 198           |
| 10 persons or more                                 | 42            | 74     | 39              | 37    | 25      | 111         | 74      | 57    | 22    | 54           | 159            | 97            | 20    | 17            | 66    | 18     | 186           |
| Median number of persons:                          |               |        |                 |       |         |             |         |       |       |              |                |               |       |               |       |        |               |

HOUSING—GENERAL CHARACTERISTICS

Table 26.—OCCUPANCY CHARACTERISTICS, TYPE OF STRUCTURE, NUMBER OF ROOMS, CONDITION AND PLUMBING FACILITIES, AND NUMBER OF PERSONS, FOR COUNTIES: 1950—Con.

[Percent not shown where less than 0.1; median not shown where base is less than 100]

| Subject  | Noble | Nowata | Okfuskee | Okmulgee | Okefenokee | Ossage | Ottawa | Pawnee | Payne  | Pittsburg | Pontotoc | Pottawatomie | Pushmataha |
|--|-------|--------|----------|----------|------------|--------|--------|--------|--------|-----------|----------|--------------|------------|
| All dwelling units                                 | 4,305 | 4,227  | 5,381    | 108,083  | 14,022     | 11,212 | 11,183 | 4,404  | 13,825 | 12,753    | 9,841    | 14,439       | 3,765      |
| Urban-farm dwelling units                          | 10    | 6      | 4        | 206      | 34         | ...    | 38     | 1      | 23     | 11        | 49       | 76           | 1          |
| OCCUPANCY, TENURE, AND RACE                        |       |        |          |          |            |        |        |        |        |           |          |              |            |
| Occupied dwelling units                            | 3,904 | 3,922  | 4,665    | 101,924  | 13,208     | 9,949  | 9,997  | 4,049  | 12,978 | 11,480    | 9,302    | 13,194       | 3,401      |
| Owner occupied                                     | 2,276 | 2,454  | 2,645    | 59,629   | 8,120      | 5,014  | 6,809  | 2,617  | 6,669  | 7,274     | 5,407    | 8,305        | 2,112      |
| Percent of all occupied                            | 58.3  | 62.6   | 56.7     | 58.5     | 61.5       | 50.4   | 68.1   | 64.6   | 51.4   | 63.4      | 58.1     | 62.9         | 62.1       |
| White  | 2,150 | 2,243  | 1,927    | 56,320   | 6,810      | 4,651  | 6,672  | 2,522  | 6,470  | 6,630     | 5,210    | 7,954        | 1,969      |
| Negro  | 79    | 199    | 537      | 3,140    | 1,161      | 136    | 3      | 38     | 170    | 546       | 125      | 219          | 50         |
| Other races  | 47    | 12     | 181      | 169      | 149        | 227    | 134    | 57     | 29     | 98        | 72       | 132          | 93         |
| Renter occupied                                    | 1,628 | 1,468  | 2,020    | 42,295   | 5,088      | 4,935  | 3,188  | 1,432  | 6,309  | 4,206     | 3,895    | 4,889        | 1,289      |
| White  | 1,552 | 1,387  | 1,534    | 37,638   | 4,155      | 4,691  | 3,060  | 1,306  | 6,112  | 3,842     | 3,655    | 4,587        | 1,191      |
| Negro  | 54    | 76     | 394      | 4,313    | 773        | 103    | 5      | 59     | 153    | 261       | 168      | 168          | 24         |
| Other races  | 22    | 5      | 92       | 344      | 160        | 141    | 123    | 67     | 44     | 103       | 72       | 134          | 74         |
| Nonresident dwelling units                         | 13    | 7      | 26       | 143      | 19         | 25     | 9      | 2      | 19     | 21        | 8        | 21           | 11         |
| Vacant dwelling units                              | 388   | 298    | 690      | 6,016    | 795        | 1,238  | 1,177  | 353    | 828    | 1,252     | 531      | 1,224        | 353        |
| Nonseasonal not dilapidated, for rent or sale      | 79    | 43     | 62       | 3,476    | 266        | 291    | 379    | 38     | 308    | 375       | 228      | 361          | 65         |
| Percent of all dwelling units                      | 1.8   | 1.0    | 1.2      | 3.2      | 1.9        | 2.6    | 3.4    | 0.9    | 2.2    | 2.9       | 2.3      | 2.5          | 1.7        |
| For rent   | 68    | 34     | 44       | 1,661    | 169        | 227    | 276    | 29     | 228    | 336       | 155      | 246          | 54         |
| For sale only                                      | 11    | 9      | 18       | 1,815    | 97         | 64     | 103    | 9      | 80     | 39        | 73       | 115          | 11         |
| Nonseasonal not dilapidated, not for rent or sale  | 115   | 86     | 106      | 1,612    | 163        | 462    | 292    | 90     | 212    | 237       | 146      | 491          | 85         |
| Nonseasonal dilapidated                            | 150   | 125    | 383      | 632      | 328        | 356    | 452    | 192    | 233    | 499       | 126      | 339          | 153        |
| Seasonal   | 44    | 44     | 139      | 296      | 38         | 129    | 94     | 33     | 75     | 141       | 31       | 33           | 50         |
| TYPE OF STRUCTURE                                  |       |        |          |          |            |        |        |        |        |           |          |              |            |
| 1 dwelling unit, detached                          | 3,787 | 3,878  | 4,983    | 76,702   | 11,720     | 9,656  | 9,913  | 4,098  | 10,857 | 10,783    | 8,214    | 12,008       | 3,545      |
| 1 dwelling unit, attached                          | 33    | 17     | 49       | 1,089    | 117        | 117    | 87     | 29     | 62     | 118       | 261      | 88           | 31         |
| 1 and 2 dwelling unit, semidetached                | 41    | 19     | 37       | 2,523    | 176        | 91     | 127    | 72     | 70     | 181       | 191      | 275          | 21         |
| 2 dwelling unit, other                             | 244   | 162    | 170      | 11,886   | 674        | 332    | 308    | 88     | 1,058  | 706       | 552      | 946          | 112        |
| 3 and 4 dwelling unit                              | 113   | 72     | 64       | 7,082    | 434        | 259    | 265    | 53     | 758    | 543       | 334      | 566          | 39         |
| 5 to 9 dwelling unit                               | 60    | 38     | 39       | 5,247    | 363        | 463    | 227    | 29     | 535    | 175       | 177      | 350          | 12         |
| 10 dwelling unit or more                           | 10    | 31     | 33       | 3,077    | 477        | 251    | 242    | 23     | 258    | 205       | 59       | 169          | ...        |
| Trailers   | 17    | 10     | 6        | 477      | 61         | 43     | 14     | 12     | 227    | 42        | 53       | 37           | 5          |
| NUMBER OF ROOMS                                    |       |        |          |          |            |        |        |        |        |           |          |              |            |
| 1 room   | 110   | 159    | 130      | 4,119    | 469        | 387    | 341    | 105    | 377    | 414       | 214      | 427          | 166        |
| 2 rooms  | 309   | 512    | 622      | 10,653   | 1,559      | 1,028  | 1,379  | 338    | 1,204  | 1,353     | 1,001    | 1,332        | 507        |
| 3 rooms  | 583   | 679    | 1,084    | 17,188   | 2,197      | 1,586  | 1,970  | 601    | 2,634  | 2,404     | 1,970    | 2,413        | 822        |
| 4 rooms  | 1,008 | 1,066  | 1,407    | 26,471   | 3,297      | 3,221  | 3,325  | 1,084  | 3,561  | 3,603     | 2,537    | 3,485        | 1,156      |
| 5 rooms  | 1,103 | 871    | 1,015    | 28,001   | 3,400      | 2,579  | 2,358  | 1,047  | 3,023  | 2,579     | 2,168    | 3,404        | 623        |
| 6 rooms  | 652   | 509    | 670      | 13,344   | 1,955      | 1,327  | 1,004  | 560    | 1,739  | 1,474     | 1,176    | 2,020        | 320        |
| 7 rooms  | 264   | 177    | 161      | 3,371    | 474        | 437    | 348    | 198    | 435    | 435       | 336      | 594          | 60         |
| 8 rooms  | 152   | 86     | 99       | 1,485    | 239        | 219    | 164    | 103    | 251    | 144       | 116      | 237          | 20         |
| 9 rooms or more                                    | 69    | 57     | 49       | 1,250    | 156        | 187    | 132    | 82     | 158    | 126       | 109      | 164          | 17         |
| Not reported                                       | 55    | 111    | 144      | 2,201    | 276        | 261    | 262    | 286    | 318    | 221       | 214      | 363          | 74         |
| CONDITION AND PLUMBING FACILITIES                  |       |        |          |          |            |        |        |        |        |           |          |              |            |
| All dwelling units                                 | 4,305 | 4,227  | 5,381    | 108,083  | 14,022     | 11,212 | 11,183 | 4,404  | 13,825 | 12,753    | 9,841    | 14,439       | 3,765      |
| Not dilapidated:                                   |       |        |          |          |            |        |        |        |        |           |          |              |            |
| With priv. toilet and bath, and hot running water  | 1,902 | 1,370  | 1,263    | 80,454   | 5,844      | 5,385  | 4,706  | 1,457  | 8,156  | 4,862     | 4,823    | 7,456        | 369        |
| With private toilet and bath, and only cold water  | 43    | 42     | 51       | 699      | 187        | 152    | 176    | 51     | 94     | 283       | 181      | 210          | 52         |
| With running water, lacking private toilet or bath | 582   | 562    | 520      | 11,420   | 2,715      | 1,587  | 1,859  | 584    | 1,425  | 1,608     | 1,454    | 2,220        | 325        |
| No running water                                   | 1,150 | 1,255  | 1,565    | 5,605    | 2,219      | 1,838  | 1,642  | 1,045  | 1,599  | 2,438     | 1,774    | 2,899        | 1,782      |
| Dilapidated:                                       |       |        |          |          |            |        |        |        |        |           |          |              |            |
| With priv. toilet and bath, and hot running water  | 50    | 27     | 91       | 1,318    | 168        | 231    | 132    | 30     | 921    | 195       | 153      | 139          | 8          |
| Lacking hot water, private toilet or bath          | 502   | 780    | 1,681    | 5,635    | 2,484      | 1,537  | 2,205  | 795    | 1,120  | 3,080     | 1,244    | 1,003        | 1,112      |
| Condition or plumbing facilities not reported      | 76    | 191    | 210      | 2,952    | 405        | 482    | 463    | 442    | 510    | 287       | 212      | 512          | 117        |
| Renter-occupied dwelling units                     | 1,628 | 1,468  | 2,020    | 42,295   | 5,088      | 4,935  | 3,188  | 1,432  | 6,309  | 4,206     | 3,895    | 4,889        | 1,289      |
| Not dilapidated:                                   |       |        |          |          |            |        |        |        |        |           |          |              |            |
| With priv. toilet and bath, and hot running water  | 635   | 465    | 364      | 26,779   | 1,580      | 2,206  | 1,198  | 351    | 3,519  | 1,492     | 1,751    | 2,198        | 113        |
| With private toilet and bath, and only cold water  | 13    | 12     | 12       | 318      | 65         | 64     | 32     | 12     | 28     | 68        | 46       | 45           | 28         |
| With running water, lacking private toilet or bath | 240   | 243    | 238      | 7,565    | 1,277      | 803    | 670    | 201    | 645    | 531       | 686      | 1,029        | 110        |
| No running water                                   | 488   | 415    | 614      | 2,196    | 773        | 872    | 441    | 335    | 616    | 790       | 607      | 961          | 506        |
| Dilapidated:                                       |       |        |          |          |            |        |        |        |        |           |          |              |            |
| With priv. toilet and bath, and hot running water  | 19    | 10     | 37       | 743      | 65         | 90     | 44     | 14     | 753    | 55        | 67       | 67           | 4          |
| Lacking hot water, private toilet or bath          | 203   | 266    | 670      | 3,356    | 1,184      | 708    | 646    | 339    | 539    | 1,177     | 658      | 361          | 485        |
| Condition or plumbing facilities not reported      | 30    | 57     | 85       | 1,338    | 144        | 192    | 157    | 180    | 209    | 93        | 80       | 228          | 43         |
| NUMBER OF PERSONS                                  |       |        |          |          |            |        |        |        |        |           |          |              |            |
| All occupied dwelling units                        | 3,904 | 3,922  | 4,665    | 101,924  | 13,208     | 9,949  | 9,997  | 4,049  | 12,978 | 11,480    | 9,302    | 13,194       | 3,401      |
| 1 person   | 501   | 480    | 513      | 10,830   | 1,503      | 1,082  | 1,310  | 493    | 1,223  | 1,329     | 980      | 1,541        | 384        |
| 2 persons  | 1,268 | 1,268  | 1,310    | 32,494   | 3,924      | 2,927  | 2,921  | 1,337  | 4,253  | 3,279     | 2,811    | 4,029        | 937        |
| 3 persons  | 835   | 814    | 890      | 24,771   | 2,853      | 2,174  | 2,177  | 738    | 3,095  | 2,426     | 2,070    | 2,922        | 693        |
| 4 persons  | 627   | 592    | 712      | 18,297   | 2,161      | 1,711  | 1,712  | 619    | 2,184  | 1,920     | 1,620    | 2,144        | 501        |
| 5 persons  | 353   | 342    | 473      | 8,882    | 1,249      | 1,015  | 974    | 416    | 1,145  | 1,124     | 894      | 1,264        | 376        |
| 6 persons  | 169   | 201    | 290      | 3,626    | 667        | 465    | 570    | 214    | 570    | 613       | 463      | 645          | 197        |
| 7 persons  | 83    | 105    | 171      | 1,620    | 379        | 281    | 231    | 104    | 253    | 361       | 246      | 316          | 137        |
| 8 persons  | 35    | 46     | 133      | 699      | 198        | 144    | 122    | 68     | 127    | 194       | 105      | 171          | 85         |
| 9 persons  | 19    | 31     | 81       | 378      | 124        | 67     | 57     | 38     | 62     | 107       | 48       | 85           | 56         |
| 10 persons or more                                 | 14    | 43     | 92       | 327      | 150        | 83     | 56     | 22     | 66     | 127       | 65       | 76           | 35         |
| Median number of persons:                          |       |        |          |          |            |        |        |        |        |           |          |              |            |
| All occupied dwelling units                        | 2.7   | 2.8    | 3.1      | 2.8      | 2.9        | 2.9    | 2.9    | 2.8    | 2.8    | 3.0       | 2.9      | 2.9          | 3.0        |
| Owner-occupied dwelling units                      | 2.5   | 2.6    | 2.8      | 3.0      | 2.8        | 2.8    | 2.8    | 2.5    | 2.9    | 2.9       | 2.9      | 2.8          | 3.0        |
| Renter-occupied dwelling units                     | 3.0   | 3.0    | 3.4      | 2.5      | 3.0        | 3.1    | 2.8    | 3.2    | 2.8    | 3.1       | 3.0      | 2.9          | 3.2        |
| PERSONS PER ROOM                                   |       |        |          |          |            |        |        |        |        |           |          |              |            |
| All occupied dwelling units                        | 3,904 | 3,922  | 4,665    | 101,924  | 13,208     | 9,949  | 9,997  | 4,049  | 12,978 | 11,480    | 9,302    | 13,194       | 3,401      |
| 0.75 or less                                       | 2,552 | 2,218  | 2,409    | 59,621   | 7,242      | 5,685  | 5,603  | 2,361  | 7,586  | 6,187     | 5,089    | 7,659        | 1,609      |
| 0.76 to 1.00                                       | 812   | 828    | 919      | 25,492   | 2,905      | 2,267  | 2,314  | 801    | 3,204  | 2,606     | 2,208    | 2,922        | 744        |
| 1.01 to 1.50                                       | 330   | 414    | 577      | 8,805    | 1,473      | 1,005  | 1,088  | 368    | 1,201  | 1,345     | 1,045    | 1,353        | 477        |
| 1.51 or more                                       | 179   | 374    | 665      | 6,297    | 1,359      | 825    | 792    | 338    | 771    | 1,195     | 782      | 962          | 511        |
| Not reported                                       | 31    | 88     | 95       | 1,709    | 229        | 167    | 200    | 181    | 216    | 147       | 178      | 298          | 60         |

Table 26.—OCCUPANCY CHARACTERISTICS, TYPE OF STRUCTURE, NUMBER OF ROOMS, CONDITION AND PLUMBING FACILITIES, AND NUMBER OF PERSONS, FOR COUNTIES: 1950—Con.

[Percent not shown where less than 0.1; median not shown where base is less than 100]

| Subject  | Roger Mills | Rogers | Seminole | Sequoyah | Stephens | Texas | Tillman | Tulsa  | Wagoner | Wash- ington | Washita | Woods | Woodward |
|--|-------------|--------|----------|----------|----------|-------|---------|--------|---------|--------------|---------|-------|----------|
| All dwelling units                                 | 2,457       | 6,130  | 12,337   | 5,323    | 11,124   | 4,591 | 6,034   | 81,251 | 4,951   | 10,738       | 5,901   | 4,917 | 4,573    |
| Urban-farm dwelling units                          | ...         | 2      | 18       | 21       | 7        | ...   | 3       | 122    | 29      | 12           | 11      | 2     | 1        |
| <b>OCCUPANCY, TENURE, AND RACE</b>                 |             |        |          |          |          |       |         |        |         |              |         |       |          |
| Occupied dwelling units                            | 2,190       | 5,721  | 11,498   | 5,002    | 10,325   | 4,175 | 5,250   | 78,003 | 4,599   | 10,269       | 5,290   | 4,520 | 4,133    |
| Owner occupied                                     | 1,440       | 3,502  | 6,445    | 3,300    | 6,224    | 2,526 | 3,027   | 46,980 | 2,741   | 6,710        | 3,196   | 2,844 | 2,691    |
| Percent of all occupied                            | 65.8        | 61.2   | 56.1     | 66.0     | 60.3     | 60.5  | 57.7    | 60.2   | 59.6    | 65.3         | 60.4    | 62.9  | 65.1     |
| White  | 1,413       | 3,314  | 5,634    | 2,979    | 6,092    | 2,524 | 2,846   | 43,744 | 2,613   | 6,428        | 3,177   | 2,843 | 2,689    |
| Negro  | 2           | 101    | 485      | 174      | 112      | 1     | 181     | 2,972  | 213     | 213          | 6       | ...   | 1        |
| Other races  | 25          | 87     | 326      | 147      | 20       | 1     | ...     | 264    | 55      | 69           | 13      | ...   | 1        |
| Renter occupied                                    | 750         | 2,219  | 5,053    | 1,702    | 4,101    | 1,649 | 2,223   | 31,023 | 1,858   | 3,559        | 2,094   | 1,676 | 1,442    |
| White  | 745         | 2,077  | 4,394    | 1,499    | 4,021    | 1,646 | 1,842   | 27,733 | 1,504   | 3,348        | 2,060   | 1,675 | 1,439    |
| Negro  | 1           | 62     | 460      | 95       | 63       | ...   | 374     | 2,962  | 317     | 168          | 22      | ...   | 1        |
| Other races  | 4           | 80     | 199      | 108      | 17       | 3     | 7       | 328    | 37      | 43           | 12      | 1     | 2        |
| Nonresident dwelling units                         | 2           | 12     | 13       | 5        | 14       | 18    | 7       | 99     | 3       | 19           | 6       | 6     | 5        |
| Vacant dwelling units                              | 265         | 397    | 826      | 316      | 785      | 398   | 777     | 3,149  | 349     | 450          | 605     | 391   | 435      |
| Nonseasonal not dilapidated, for rent or sale      | 27          | 77     | 301      | 46       | 294      | 120   | 45      | 1,783  | 84      | 145          | 115     | 135   | 100      |
| Percent of all dwelling units                      | 1.1         | 1.3    | 2.4      | 0.9      | 2.6      | 2.6   | 0.7     | 2.2    | 1.7     | 1.4          | 1.9     | 2.7   | 2.2      |
| For rent   | 20          | 66     | 246      | 35       | 213      | 93    | 37      | 944    | 60      | 86           | 86      | 119   | 82       |
| For sale only                                      | 7           | 11     | 55       | 11       | 81       | 27    | 8       | 839    | 24      | 59           | 29      | 16    | 18       |
| Nonseasonal not dilapidated, not for rent or sale  | 38          | 130    | 195      | 79       | 243      | 120   | 199     | 942    | 80      | 170          | 176     | 158   | 144      |
| Nonseasonal dilapidated                            | 171         | 162    | 266      | 162      | 207      | 115   | 204     | 382    | 137     | 115          | 227     | 81    | 158      |
| Seasonal   | 29          | 28     | 64       | 29       | 41       | 43    | 329     | 42     | 48      | 20           | 87      | 17    | 33       |
| <b>TYPE OF STRUCTURE</b>                           |             |        |          |          |          |       |         |        |         |              |         |       |          |
| 1 dwelling unit, detached                          | 2,092       | 5,356  | 10,948   | 5,038    | 9,532    | 3,817 | 5,563   | 60,123 | 4,471   | 8,921        | 5,507   | 4,068 | 3,631    |
| 1 dwelling unit, attached                          | 232         | 63     | 63       | 34       | 41       | 73    | 28      | 508    | 47      | 53           | 19      | 24    | 150      |
| 1 and 2 dwelling unit, semidetached                | 7           | 30     | 280      | 69       | 193      | 43    | 71      | 3,276  | 212     | 274          | 63      | 58    | 167      |
| 2 dwelling unit, other                             | 62          | 282    | 454      | 108      | 776      | 238   | 190     | 6,142  | 92      | 384          | 150     | 290   | 304      |
| 3 and 4 dwelling unit                              | 29          | 170    | 226      | 31       | 309      | 110   | 104     | 4,627  | 73      | 433          | 110     | 212   | 145      |
| 5 to 9 dwelling unit                               | 24          | 145    | 129      | 22       | 142      | 104   | 46      | 3,026  | 23      | 221          | 30      | 172   | 118      |
| 10 dwelling unit or more                           | ...         | 60     | 203      | ...      | 10       | 59    | 20      | 3,138  | 23      | 146          | 15      | 57    | 16       |
| Trailers   | 11          | 24     | 34       | 21       | 121      | 147   | 12      | 411    | 10      | 106          | 7       | 36    | 42       |
| <b>NUMBER OF ROOMS</b>                             |             |        |          |          |          |       |         |        |         |              |         |       |          |
| 1 room   | 115         | 271    | 272      | 164      | 283      | 187   | 266     | 2,830  | 140     | 349          | 100     | 131   | 199      |
| 2 rooms  | 305         | 753    | 1,172    | 824      | 1,341    | 504   | 719     | 8,845  | 627     | 1,005        | 470     | 406   | 462      |
| 3 rooms  | 383         | 1,120  | 2,521    | 1,144    | 2,241    | 630   | 890     | 12,092 | 958     | 1,505        | 788     | 664   | 738      |
| 4 rooms  | 767         | 1,567  | 3,275    | 1,659    | 3,367    | 1,096 | 1,435   | 21,795 | 1,533   | 2,421        | 1,512   | 1,172 | 1,164    |
| 5 rooms  | 438         | 1,114  | 2,869    | 825      | 2,213    | 943   | 1,266   | 17,861 | 844     | 2,820        | 1,308   | 1,164 | 934      |
| 6 rooms  | 283         | 643    | 1,381    | 419      | 1,037    | 591   | 772     | 11,252 | 465     | 1,534        | 894     | 721   | 554      |
| 7 rooms  | 75          | 214    | 349      | 92       | 263      | 206   | 238     | 2,804  | 184     | 481          | 322     | 273   | 207      |
| 8 rooms  | 32          | 95     | 122      | 30       | 95       | 133   | 106     | 1,393  | 78      | 247          | 168     | 173   | 112      |
| 9 rooms or more                                    | 10          | 82     | 64       | 24       | 77       | 114   | 78      | 933    | 50      | 141          | 100     | 154   | 61       |
| Not reported                                       | 49          | 271    | 312      | 142      | 207      | 187   | 264     | 1,446  | 72      | 235          | 239     | 59    | 142      |
| <b>CONDITION AND PLUMBING FACILITIES</b>           |             |        |          |          |          |       |         |        |         |              |         |       |          |
| All dwelling units                                 | 2,457       | 6,130  | 12,337   | 5,323    | 11,124   | 4,591 | 6,034   | 81,251 | 4,951   | 10,738       | 5,901   | 4,917 | 4,573    |
| Not dilapidated:                                   |             |        |          |          |          |       |         |        |         |              |         |       |          |
| With priv. toilet and bath, and hot running water  | 599         | 1,923  | 6,245    | 782      | 5,795    | 2,766 | 2,500   | 57,779 | 1,094   | 6,264        | 1,890   | 2,783 | 2,237    |
| With private toilet and bath, and only cold water  | 27          | 70     | 156      | 42       | 195      | 46    | 106     | 416    | 43      | 69           | 111     | 67    | 64       |
| With running water, lacking private toilet or bath | 338         | 653    | 1,741    | 452      | 1,636    | 663   | 1,099   | 10,161 | 642     | 1,176        | 873     | 789   | 784      |
| No running water                                   | 587         | 1,714  | 1,932    | 2,315    | 1,667    | 367   | 1,192   | 4,265  | 1,451   | 1,514        | 1,879   | 814   | 809      |
| Dilapidated:                                       |             |        |          |          |          |       |         |        |         |              |         |       |          |
| With priv. toilet and bath, and hot running water  | 28          | 89     | 121      | 22       | 174      | 114   | 34      | 1,018  | 78      | 258          | 47      | 38    | 43       |
| Lacking hot water, private toilet or bath          | 813         | 1,283  | 1,703    | 1,550    | 1,342    | 372   | 875     | 5,345  | 1,484   | 1,072        | 854     | 331   | 422      |
| Condition or plumbing facilities not reported      | 65          | 398    | 439      | 160      | 315      | 263   | 228     | 2,267  | 159     | 385          | 247     | 95    | 214      |
| Renter-occupied dwelling units                     | 750         | 2,219  | 5,053    | 1,702    | 4,101    | 1,649 | 2,223   | 31,023 | 1,858   | 3,559        | 2,094   | 1,676 | 1,442    |
| Not dilapidated:                                   |             |        |          |          |          |       |         |        |         |              |         |       |          |
| With priv. toilet and bath, and hot running water  | 131         | 615    | 2,548    | 185      | 1,835    | 969   | 651     | 18,115 | 283     | 1,758        | 437     | 912   | 693      |
| With private toilet and bath, and only cold water  | 3           | 20     | 53       | 6        | 62       | 14    | 44      | 153    | 12      | 28           | 29      | 20    | 13       |
| With running water, lacking private toilet or bath | 110         | 286    | 784      | 148      | 718      | 277   | 494     | 6,322  | 212     | 470          | 320     | 334   | 291      |
| No running water                                   | 193         | 521    | 678      | 634      | 638      | 128   | 592     | 1,756  | 526     | 547          | 869     | 263   | 237      |
| Dilapidated:                                       |             |        |          |          |          |       |         |        |         |              |         |       |          |
| With priv. toilet and bath, and hot running water  | 15          | 38     | 47       | 7        | 84       | 47    | 13      | 520    | 27      | 114          | 14      | 8     | 18       |
| Lacking hot water, private toilet or bath          | 281         | 583    | 735      | 679      | 637      | 130   | 361     | 3,169  | 710     | 509          | 366     | 103   | 115      |
| Condition or plumbing facilities not reported      | 17          | 156    | 208      | 43       | 127      | 84    | 68      | 988    | 88      | 133          | 59      | 36    | 75       |
| <b>NUMBER OF PERSONS</b>                           |             |        |          |          |          |       |         |        |         |              |         |       |          |
| All occupied dwelling units                        | 2,190       | 5,721  | 11,498   | 5,002    | 10,325   | 4,175 | 5,250   | 78,003 | 4,599   | 10,269       | 5,290   | 4,520 | 4,133    |
| 1 person   | 209         | 662    | 1,017    | 418      | 848      | 380   | 563     | 7,994  | 521     | 1,150        | 481     | 559   | 550      |
| 2 persons  | 618         | 1,723  | 3,197    | 1,182    | 3,034    | 1,193 | 1,601   | 24,921 | 1,239   | 3,293        | 1,500   | 1,393 | 1,267    |
| 3 persons  | 463         | 1,121  | 2,478    | 951      | 2,589    | 946   | 1,134   | 18,531 | 832     | 2,218        | 1,281   | 977   | 872      |
| 4 persons  | 409         | 957    | 2,062    | 798      | 1,940    | 833   | 875     | 14,201 | 729     | 1,858        | 963     | 837   | 686      |
| 5 persons  | 259         | 549    | 1,287    | 558      | 1,006    | 430   | 526     | 6,997  | 488     | 914          | 529     | 390   | 417      |
| 6 persons  | 116         | 332    | 670      | 435      | 488      | 232   | 260     | 2,915  | 315     | 435          | 280     | 189   | 195      |
| 7 persons  | 69          | 175    | 393      | 264      | 210      | 94    | 127     | 1,298  | 193     | 198          | 123     | 88    | 76       |
| 8 persons  | 22          | 96     | 187      | 174      | 117      | 37    | 73      | 573    | 129     | 98           | 73      | 47    | 46       |
| 9 persons  | 12          | 60     | 107      | 109      | 55       | 16    | 45      | 301    | 76      | 52           | 32      | 16    | 10       |
| 10 persons or more                                 | 13          | 46     | 140      | 113      | 38       | 14    | 46      | 272    | 77      | 53           | 28      | 24    | 14       |
| Median number of persons:                          |             |        |          |          |          |       |         |        |         |              |         |       |          |
| All occupied dwelling units                        | 3.1         | 2.9    | 3.1      | 3.4      | 3.0      | 3.0   | 2.9     | 2.8    | 3.1     | 2.8          | 3.0     | 2.8   | 2.8      |
| Owner-occupied dwelling units                      | 3.0         | 2.8    | 3.1      | 3.3      | 2.9      | 2.9   | 2.7     | 3.1    | 2.9     | 3.0          | 2.8     | 2.7   | 2.7      |
| Renter-occupied dwelling units                     | 3.3         | 3.1    | 3.2      | 3.7      | 3.1      | 3.2   | 3.2     | 2.5    | 3.6     | 2.5          | 3.3     | 3.0   | 2.9      |
| <b>PERSONS PER ROOM</b>                            |             |        |          |          |          |       |         |        |         |              |         |       |          |
| All occupied dwelling units                        | 2,190       | 5,721  | 11,498   | 5,002    | 10,325   | 4,175 | 5,250   | 78,003 | 4,599   | 10,269       | 5,290   | 4,520 | 4,133    |
| 0.75 or less                                       | 1,113       | 2,875  | 5,753    | 2,002    | 5,378    | 2,228 | 2,888   | 46,009 | 2,217   | 6,200        | 3,173   | 2,885 | 2,262    |
| 0.76 to 1.00                                       | 514         | 1,254  | 2,846    | 1,023    | 2,507    | 1,015 | 1,138   | 19,114 | 966     | 2,387        | 1,120   | 985   | 980      |
| 1.01 to 1.50                                       | 286         | 669    | 1,484    | 810      | 1,336    | 467   | 551     | 6,673  | 654     | 860          | 551     | 373   | 388      |
| 1.51 or more                                       | 244         | 689    | 1,158    | 1,059    | 934      | 329   | 477     | 4,992  | 707     | 652          | 328     | 231   | 317      |
| Not reported                                       | 33          | 234    | 257      | 108      | 170      | 136   | 196     | 1,215  | 55      | 170          | 118     | 46    | 86       |

Table 27.—PLUMBING FACILITIES, YEAR BUILT, AND EQUIPMENT, FOR COUNTIES: 1950

[Asterisk (\*) denotes statistics based on 20-percent sample]

| Subject  | Adair | Al-falfa | Atoka | Beaver | Beck-ham | Blaine | Bryan | Caddo  | Cann-dian | Carter | Chero-kee | Choc-taw | Cimar-ron | Cleve-land | Coal  | Co-manchee | Cotton |  |
|--|-------|----------|-------|--------|----------|--------|-------|--------|-----------|--------|-----------|----------|-----------|------------|-------|------------|--------|--|
| All dwelling units.....                                | 4,027 | 3,858    | 4,108 | 2,603  | 7,219    | 5,160  | 9,077 | 10,989 | 8,058     | 11,782 | 5,310     | 6,084    | 1,527     | 11,171     | 2,415 | 16,532     | 3,430  |  |
| <b>WATER SUPPLY</b>                                    |       |          |       |        |          |        |       |        |           |        |           |          |           |            |       |            |        |  |
| Hot and cold piped running water inside structure..... | 638   | 2,047    | 761   | 1,365  | 4,113    | 2,396  | 3,208 | 4,643  | 4,881     | 6,721  | 1,269     | 1,460    | 870       | 8,426      | 354   | 11,310     | 1,436  |  |
| Only cold piped running water inside structure.....    | 617   | 736      | 320   | 477    | 788      | 811    | 1,581 | 1,578  | 1,136     | 1,845  | 448       | 978      | 285       | 874        | 382   | 1,072      | 628    |  |
| Piped running water outside structure.....             | 102   | 64       | 235   | 99     | 147      | 220    | 388   | 486    | 287       | 589    | 128       | 590      | 164       | 125        | 143   | 802        | 116    |  |
| No piped running water.....                            | 2,605 | 968      | 2,739 | 694    | 2,007    | 1,691  | 3,670 | 4,171  | 1,662     | 2,520  | 3,408     | 2,966    | 195       | 1,638      | 1,469 | 2,540      | 1,212  |  |
| Not reported.....                                      | 65    | 43       | 53    | 8      | 164      | 42     | 230   | 111    | 92        | 107    | 57        | 90       | 13        | 108        | 67    | 208        | 38     |  |
| <b>TOILET FACILITIES</b>                               |       |          |       |        |          |        |       |        |           |        |           |          |           |            |       |            |        |  |
| Flush toilet inside structure, exclusive use.....      | 819   | 2,070    | 733   | 1,343  | 3,928    | 2,474  | 3,140 | 4,720  | 4,760     | 6,509  | 1,348     | 1,525    | 815       | 7,886      | 363   | 10,288     | 1,426  |  |
| Flush toilet inside structure, shared.....             | 106   | 76       | 62    | 33     | 272      | 101    | 211   | 295    | 323       | 602    | 124       | 72       | 35        | 760        | 14    | 1,302      | 83     |  |
| Other toilet facilities (including privy).....         | 2,504 | 1,597    | 3,011 | 1,111  | 2,621    | 2,350  | 4,895 | 5,368  | 2,685     | 4,313  | 3,215     | 4,155    | 640       | 2,164      | 1,885 | 4,351      | 1,603  |  |
| No toilet.....   | 540   | 69       | 242   | 109    | 216      | 201    | 582   | 501    | 201       | 243    | 580       | 250      | 26        | 245        | 88    | 379        | 282    |  |
| Not reported.....                                      | 58    | 46       | 60    | 7      | 182      | 34     | 249   | 105    | 89        | 115    | 43        | 82       | 11        | 116        | 65    | 212        | 36     |  |
| <b>BATHING FACILITIES</b>                              |       |          |       |        |          |        |       |        |           |        |           |          |           |            |       |            |        |  |
| Installed bathtub or shower, exclusive use.....        | 731   | 2,218    | 753   | 1,362  | 3,936    | 2,488  | 3,187 | 4,711  | 4,872     | 6,411  | 1,351     | 1,749    | 837       | 7,824      | 409   | 10,289     | 1,488  |  |
| Installed bathtub or shower, shared.....               | 81    | 76       | 65    | 33     | 268      | 91     | 292   | 335    | 322       | 568    | 108       | 73       | 28        | 766        | 16    | 1,276      | 85     |  |
| No bathtub or shower.....                              | 3,128 | 1,501    | 3,204 | 1,198  | 2,795    | 2,526  | 5,238 | 5,673  | 2,735     | 4,616  | 3,751     | 4,113    | 635       | 2,441      | 1,910 | 4,706      | 1,836  |  |
| Not reported.....                                      | 87    | 63       | 86    | 10     | 220      | 55     | 360   | 270    | 129       | 187    | 100       | 149      | 27        | 140        | 80    | 261        | 51     |  |
| <b>*YEAR BUILT</b>                                     |       |          |       |        |          |        |       |        |           |        |           |          |           |            |       |            |        |  |
| Number reporting.....                                  | 3,910 | 3,775    | 4,015 | 2,520  | 6,845    | 5,065  | 8,820 | 10,200 | 7,770     | 11,435 | 5,175     | 5,855    | 1,450     | 10,670     | 2,140 | 15,705     | 3,360  |  |
| 1945 or later.....                                     | 605   | 285      | 880   | 335    | 1,105    | 620    | 1,355 | 995    | 955       | 1,525  | 1,130     | 1,110    | 355       | 3,035      | 180   | 2,905      | 430    |  |
| 1940 to 1944.....                                      | 305   | 160      | 345   | 165    | 230      | 295    | 815   | 550    | 320       | 520    | 565       | 540      | 80        | 1,415      | 125   | 3,115      | 120    |  |
| 1930 to 1939.....                                      | 995   | 405      | 870   | 285    | 1,210    | 620    | 1,740 | 1,500  | 1,025     | 2,395  | 1,190     | 1,295    | 390       | 2,605      | 440   | 3,755      | 500    |  |
| 1920 to 1929.....                                      | 710   | 770      | 625   | 590    | 2,545    | 1,100  | 2,080 | 2,870  | 1,735     | 3,875  | 975       | 1,495    | 375       | 2,235      | 420   | 2,325      | 835    |  |
| 1919 or earlier.....                                   | 1,295 | 2,155    | 1,295 | 1,145  | 1,755    | 2,430  | 2,830 | 4,285  | 3,735     | 3,120  | 1,315     | 1,415    | 250       | 1,980      | 975   | 3,605      | 1,475  |  |
| <b>*ELECTRIC LIGHTING</b>                              |       |          |       |        |          |        |       |        |           |        |           |          |           |            |       |            |        |  |
| Number reporting.....                                  | 3,930 | 3,835    | 4,085 | 2,655  | 7,095    | 5,115  | 8,925 | 10,780 | 7,855     | 11,550 | 5,195     | 5,910    | 1,500     | 11,125     | 2,285 | 16,320     | 3,340  |  |
| With electric lights.....                              | 2,660 | 3,585    | 2,470 | 2,075  | 6,645    | 4,335  | 7,560 | 8,830  | 7,315     | 9,985  | 2,740     | 4,050    | 1,185     | 10,560     | 1,585 | 15,115     | 2,860  |  |
| All occupied dwelling units.....                       | 3,875 | 3,516    | 3,788 | 2,245  | 6,749    | 4,603  | 8,361 | 9,979  | 7,564     | 11,110 | 4,862     | 5,701    | 1,341     | 10,251     | 2,250 | 15,156     | 3,050  |  |
| <b>*HEATING EQUIPMENT</b>                              |       |          |       |        |          |        |       |        |           |        |           |          |           |            |       |            |        |  |
| Number reporting heating equipment.....                | 3,755 | 3,530    | 3,755 | 2,245  | 5,990    | 4,580  | 7,340 | 9,225  | 7,500     | 10,535 | 4,720     | 5,510    | 1,300     | 10,015     | 2,035 | 14,970     | 3,060  |  |
| Central heating, piped steam or hot water.....         | 15    | 25       | 10    | ...    | 260      | 55     | 245   | 145    | 175       | 350    | 70        | 65       | 5         | 235        | 10    | 555        | 35     |  |
| Central heating, warm air furnace.....                 | 5     | 875      | 95    | 290    | 835      | 830    | 220   | 945    | 1,365     | 535    | 205       | 45       | 310       | 2,510      | 5     | 360        | 120    |  |
| Noncentral heating, with flue.....                     | 2,985 | 2,375    | 2,230 | 1,660  | 1,825    | 2,520  | 2,840 | 4,475  | 4,170     | 2,270  | 2,710     | 2,915    | 750       | 3,320      | 1,095 | 6,885      | 960    |  |
| Noncentral heating, without flue.....                  | 745   | 240      | 1,345 | 290    | 3,055    | 1,160  | 3,975 | 3,480  | 1,740     | 7,250  | 1,205     | 2,240    | 230       | 3,930      | 910   | 7,125      | 1,945  |  |
| Not heated.....  | 5     | 15       | 75    | 5      | 15       | 15     | 60    | 180    | 50        | 130    | 530       | 245      | 5         | 20         | 15    | 45         | ...    |  |
| <b>*HEATING FUEL</b>                                   |       |          |       |        |          |        |       |        |           |        |           |          |           |            |       |            |        |  |
| Number reporting heating equipment.....                | 3,755 | 3,530    | 3,755 | 2,245  | 5,990    | 4,580  | 7,340 | 9,225  | 7,500     | 10,535 | 4,720     | 5,510    | 1,300     | 10,015     | 2,035 | 14,970     | 3,060  |  |
| Central heating.....                                   | 20    | 900      | 105   | 290    | 1,095    | 885    | 465   | 1,090  | 1,540     | 885    | 275       | 110      | 315       | 2,745      | 15    | 915        | 155    |  |
| Coal.....  | ...   | 90       | 10    | 15     | 30       | 15     | 20    | 50     | 50        | 5      | 20        | 10       | 5         | 40         | 10    | 35         | 5      |  |
| Wood.....  | 5     | 15       | ...   | ...    | 5        | 5      | 5     | 25     | 10        | 10     | 10        | 5        | 5         | ...        | ...   | ...        | ...    |  |
| Utility gas.....                                       | ...   | 410      | 90    | 195    | 995      | 610    | 420   | 810    | 1,335     | 830    | 25        | 55       | 195       | 2,625      | ...   | 830        | 110    |  |
| Bottled gas.....                                       | 5     | 320      | 5     | 70     | 55       | 195    | 10    | 185    | 90        | 5      | 170       | 10       | 105       | 25         | 5     | 6          | 39     |  |
| Liquid fuel.....                                       | 5     | 50       | ...   | 10     | 10       | 40     | 5     | 30     | 15        | ...    | 50        | 10       | ...       | ...        | ...   | 20         | 5      |  |
| Other fuel.....  | ...   | 15       | ...   | ...    | ...      | 10     | 10    | 25     | 20        | ...    | 5         | 5        | ...       | ...        | ...   | 15         | ...    |  |
| Not reported.....                                      | 5     | ...      | ...   | ...    | 5        | 10     | ...   | ...    | 15        | ...    | 10        | ...      | ...       | 15         | ...   | 10         | ...    |  |
| Noncentral heating.....                                | 3,730 | 2,615    | 3,575 | 1,950  | 4,880    | 3,680  | 6,815 | 7,955  | 5,910     | 9,520  | 3,915     | 5,155    | 980       | 7,250      | 2,005 | 14,010     | 2,905  |  |
| Coal.....  | 205   | 455      | 160   | 175    | 465      | 180    | 255   | 445    | 35        | 295    | 130       | 85       | 160       | 400        | 340   | 155        | 155    |  |
| Wood.....  | 2,700 | 155      | 2,050 | 55     | 105      | 710    | 1,865 | 1,215  | 465       | 1,185  | 2,425     | 2,515    | 20        | 860        | 615   | 650        | 220    |  |
| Utility gas.....                                       | 60    | 565      | 830   | 555    | 3,055    | 1,115  | 2,930 | 3,180  | 3,185     | 7,255  | 165       | 1,490    | 345       | 5,025      | 490   | 10,845     | 1,455  |  |
| Bottled gas.....                                       | 490   | 475      | 345   | 560    | 845      | 730    | 1,285 | 1,455  | 1,190     | 730    | 860       | 590      | 385       | 710        | 395   | 1,200      | 810    |  |
| Liquid fuel.....                                       | 180   | 890      | 165   | 575    | 375      | 725    | 430   | 1,430  | 555       | 210    | 155       | 290      | 135       | 435        | 85    | 760        | 250    |  |
| Electricity.....                                       | 10    | 40       | 5     | ...    | 5        | 5      | 30    | 40     | 10        | 40     | ...       | 35       | ...       | 10         | 5     | 50         | ...    |  |
| Other fuel.....  | 75    | 35       | 10    | 30     | 20       | 95     | 90    | 100    | 55        | 25     | 15        | 65       | 5         | 35         | ...   | 130        | 10     |  |
| Not reported.....                                      | 10    | ...      | 10    | ...    | 10       | 15     | 5     | 10     | 5         | 40     | ...       | 40       | 5         | 15         | 15    | 35         | 5      |  |
| Not heated.....  | 5     | 15       | 75    | 5      | 15       | 15     | 60    | 180    | 50        | 130    | 530       | 245      | 5         | 20         | 15    | 45         | ...    |  |
| <b>*COOKING FUEL</b>                                   |       |          |       |        |          |        |       |        |           |        |           |          |           |            |       |            |        |  |
| Number reporting.....                                  | 3,820 | 3,380    | 3,780 | 2,220  | 6,670    | 4,450  | 8,130 | 9,715  | 7,430     | 10,945 | 4,880     | 5,585    | 1,380     | 10,115     | 2,185 | 14,875     | 3,025  |  |
| Coal.....  | 35    | 80       | 50    | 40     | 85       | 40     | 125   | 150    | 80        | 20     | 125       | 55       | 20        | 95         | 330   | 160        | 60     |  |
| Wood.....  | 2,370 | 165      | 1,920 | 25     | 100      | 335    | 1,625 | 780    | 240       | 1,105  | 2,760     | 2,465    | 25        | 455        | 725   | 430        | 70     |  |
| Utility gas.....                                       | 70    | 880      | 905   | 820    | 4,740    | 1,845  | 3,600 | 4,555  | 4,385     | 8,475  | 230       | 1,560    | 540       | 7,520      | 505   | 11,280     | 1,475  |  |
| Bottled gas.....                                       | 590   | 890      | 345   | 775    | 1,015    | 1,205  | 1,475 | 1,875  | 1,790     | 830    | 1,225     | 515      | 575       | 925        | 390   | 1,395      | 970    |  |
| Liquid fuel.....                                       | 525   | 860      | 440   | 445    | 545      | 710    | 945   | 1,730  | 580       | 345    | 405       | 625      | 215       | 790        | 115   | 980        | 365    |  |
| Electricity.....                                       | 120   | 470      | 90    | 80     | 110      | 230    | 105   | 430    | 275       | 100    | 70        | 190      | 5         | 240        | 95    | 370        | 30     |  |
| Other fuel.....  | 95    | 20       | 30    | 25     | 75       | 70     | 245   | 190    | 65        | 50     | 50        | 165      | ...       | 80         | 25    | 235        | 45     |  |
| None.....  | 15    | 15       | ...   | 10     | ...      | 15     | 10    | 5      | 15        | 20     | 15        | 10       | ...       | 10         | ...   | 25         | 10     |  |
| <b>*REFRIGERATION EQUIPMENT</b>                        |       |          |       |        |          |        |       |        |           |        |           |          |           |            |       |            |        |  |
| Number reporting.....                                  | 3,790 | 3,535    | 3,730 | 2,320  | 6,735    | 4,605  | 8,250 | 9,665  | 7,360     | 10,965 | 4,675     | 5,435    | 1,300     | 10,295     | 2,115 | 15,070     | 2,970  |  |
| Mechanical.....  | 1,605 | 3,020    | 1,635 | 1,920  | 5,440    | 3,315  | 5,240 | 6,465  | 5,910     | 8,105  | 1,805     | 2,485    | 975       | 8,655      | 1,030 | 11,810     | 2,220  |  |
| Ice.....   | 485   | 260      | 925   | 95     | 790      | 670    | 1,640 | 1,730  | 960       | 1,995  | 1,190     | 1,770    | 125       | 1,115      | 360   | 2,220      | 485    |  |
| Other or none.....                                     | 1,700 | 255      | 1,170 | 305    | 505      | 620    | 1,370 | 1,470  | 490       | 865    | 1,680     | 1,180    | 200       | 525        | 725   | 1,040      | 265    |  |
| <b>*KITCHEN SINK</b>                                   |       |          |       |        |          |        |       |        |           |        |           |          |           |            |       |            |        |  |
| Number reporting.....                                  | 3,785 | 3,390    | 3,785 | 2,225  | 6,570    | 4,445  | 7,925 | 9,700  | 7,425     | 10,985 | 4,825     | 5,580    | 1,390     | 10,145     | 2,165 | 14,885     | 3,035  |  |
| With kitchen sink.....                                 | 1,110 | 2,775    | 1,145 | 1,685  | 4,875    | 3,140  | 4,205 | 6,075  | 5,800     | 7,985  | 1,610     | 2,330    | 1,085     | 8,685      | 625   | 11,740     | 2,060  |  |
| <b>*RADIO</b>  |       |          |       |        |          |        |       |        |           |        |           |          |           |            |       |            |        |  |
| Number reporting.....                                  | 3,865 | 3,455    | 3,730 | 2,170  | 6,605    | 4,700  | 8,245 | 9,715  | 7,510     | 11,055 | 4,865     | 5,485    | 1,350     | 10,045     | 2,040 | 14,925     | 3,050  |  |
| With radio.....  | 3,360 | 3,330    | 3,245 | 2,035  | 6,265    | 4,360  | 7,630 | 8,930  |           |        |           |          |           |            |       |            |        |  |

Table 27.—PLUMBING FACILITIES, YEAR BUILT, AND EQUIPMENT, FOR COUNTIES: 1950—Con.

[Asterisk (\*) denotes statistics based on 20-percent sample]

| Subject  | Craig | Creek  | Custer | Delaware | DeWey | Ellis | Garfield | Garvin | Grady  | Grant | Greer | Harmon | Harper | Nowell | Hughes | Jackson | Jefferson |
|--|-------|--------|--------|----------|-------|-------|----------|--------|--------|-------|-------|--------|--------|--------|--------|---------|-----------|
| All dwelling units.....                                | 5,032 | 14,095 | 6,867  | 5,167    | 3,034 | 2,492 | 16,954   | 8,948  | 11,367 | 3,852 | 3,910 | 2,671  | 2,015  | 3,751  | 6,376  | 6,905   | 3,687     |
| <b>WATER SUPPLY</b>                                    |       |        |        |          |       |       |          |        |        |       |       |        |        |        |        |         |           |
| Hot and cold piped running water inside structure..... | 2,015 | 7,164  | 4,019  | 1,137    | 845   | 1,251 | 12,662   | 4,227  | 5,752  | 1,789 | 1,761 | 1,074  | 1,023  | 853    | 2,468  | 3,466   | 1,374     |
| Only cold piped running water inside structure.....    | 616   | 2,212  | 833    | 544      | 615   | 507   | 1,676    | 1,277  | 1,558  | 596   | 714   | 492    | 304    | 224    | 798    | 1,018   | 841       |
| Piped running water outside structure.....             | 154   | 530    | 212    | 70       | 52    | 102   | 258      | 345    | 379    | 113   | 144   | 147    | 29     | 82     | 231    | 463     | 127       |
| No piped running water.....                            | 2,176 | 3,966  | 1,730  | 3,298    | 1,479 | 605   | 2,081    | 2,844  | 3,414  | 1,279 | 1,226 | 816    | 605    | 2,543  | 2,758  | 1,714   | 1,304     |
| Not reported.....                                      | 71    | 223    | 73     | 118      | 43    | 27    | 277      | 255    | 264    | 75    | 65    | 142    | 54     | 49     | 121    | 244     | 41        |
| <b>TOILET FACILITIES</b>                               |       |        |        |          |       |       |          |        |        |       |       |        |        |        |        |         |           |
| Flush toilet inside structure, exclusive use.....      | 1,852 | 6,606  | 3,897  | 1,190    | 951   | 1,247 | 11,601   | 4,002  | 5,783  | 1,645 | 1,864 | 1,049  | 1,019  | 871    | 2,462  | 3,436   | 1,494     |
| Flush toilet inside structure, shared.....             | 236   | 748    | 417    | 38       | 37    | 47    | 1,160    | 226    | 477    | 49    | 126   | 98     | 17     | 42     | 160    | 380     | 71        |
| Other toilet facilities (including privy).....         | 2,701 | 6,152  | 2,279  | 3,530    | 1,831 | 1,125 | 3,648    | 4,020  | 4,544  | 1,939 | 1,658 | 1,179  | 832    | 2,668  | 3,301  | 2,679   | 1,841     |
| No toilet.....   | 171   | 352    | 195    | 311      | 177   | 52    | 250      | 419    | 361    | 137   | 199   | 100    | 88     | 125    | 349    | 164     | 252       |
| Not reported.....                                      | 72    | 237    | 79     | 118      | 38    | 21    | 295      | 281    | 202    | 82    | 63    | 245    | 59     | 45     | 104    | 246     | 29        |
| <b>BATHING FACILITIES</b>                              |       |        |        |          |       |       |          |        |        |       |       |        |        |        |        |         |           |
| Installed bathtub or shower, exclusive use.....        | 1,865 | 6,577  | 3,824  | 1,239    | 1,056 | 1,305 | 11,803   | 4,097  | 5,901  | 1,859 | 1,809 | 1,133  | 1,050  | 891    | 2,355  | 3,360   | 1,584     |
| Installed bathtub or shower, shared.....               | 231   | 730    | 395    | 21       | 43    | 49    | 1,158    | 228    | 453    | 46    | 122   | 91     | 18     | 35     | 205    | 363     | 64        |
| No bathtub or shower.....                              | 2,832 | 6,397  | 2,949  | 3,699    | 1,880 | 1,095 | 3,602    | 4,176  | 4,598  | 1,853 | 1,876 | 990    | 883    | 2,740  | 3,674  | 2,887   | 1,976     |
| Not reported.....                                      | 104   | 431    | 95     | 208      | 55    | 43    | 391      | 447    | 415    | 94    | 103   | 457    | 64     | 85     | 142    | 295     | 63        |
| <b>*YEAR BUILT</b>                                     |       |        |        |          |       |       |          |        |        |       |       |        |        |        |        |         |           |
| Number reporting.....                                  | 4,900 | 13,580 | 6,610  | 4,950    | 2,990 | 2,430 | 16,445   | 8,110  | 10,820 | 3,725 | 3,830 | 2,580  | 1,950  | 3,510  | 6,265  | 6,595   | 3,550     |
| 1045 or later.....                                     | 585   | 1,125  | 990    | 1,105    | 375   | 360   | 2,410    | 2,070  | 1,320  | 255   | 355   | 230    | 320    | 630    | 365    | 645     | 330       |
| 1040 to 1044.....                                      | 345   | 265    | 340    | 715      | 135   | 140   | 820      | 495    | 545    | 55    | 90    | 80     | 70     | 485    | 290    | 430     | 215       |
| 1980 to 1039.....                                      | 780   | 1,660  | 1,070  | 1,215    | 395   | 320   | 2,285    | 1,460  | 2,010  | 285   | 500   | 380    | 150    | 580    | 1,180  | 940     | 620       |
| 1920 to 1919.....                                      | 900   | 5,285  | 1,700  | 940      | 555   | 470   | 4,705    | 1,840  | 3,225  | 490   | 1,235 | 725    | 545    | 670    | 2,615  | 2,415   | 1,005     |
| 1910 or earlier.....                                   | 2,290 | 5,145  | 2,510  | 975      | 1,530 | 1,140 | 6,225    | 2,245  | 3,720  | 2,640 | 1,650 | 1,165  | 865    | 1,145  | 1,815  | 2,165   | 1,380     |
| <b>*ELECTRIC LIGHTING</b>                              |       |        |        |          |       |       |          |        |        |       |       |        |        |        |        |         |           |
| Number reporting.....                                  | 4,890 | 13,890 | 6,755  | 5,055    | 2,950 | 2,470 | 16,620   | 8,320  | 10,890 | 3,720 | 3,770 | 2,465  | 1,950  | 3,705  | 6,255  | 6,540   | 3,545     |
| With electric lights.....                              | 1,975 | 11,295 | 6,285  | 2,945    | 2,450 | 2,060 | 15,955   | 7,165  | 9,740  | 3,385 | 3,385 | 2,270  | 1,585  | 2,275  | 4,795  | 6,020   | 2,965     |
| All occupied dwelling units.....                       | 4,695 | 13,028 | 6,405  | 4,143    | 2,632 | 2,275 | 16,032   | 8,494  | 10,489 | 3,430 | 3,542 | 2,418  | 1,800  | 3,492  | 5,899  | 6,330   | 3,347     |
| <b>*HEATING EQUIPMENT</b>                              |       |        |        |          |       |       |          |        |        |       |       |        |        |        |        |         |           |
| Number reporting heating equipment.....                | 4,575 | 11,855 | 6,280  | 3,760    | 2,645 | 1,840 | 15,915   | 7,335  | 9,220  | 3,380 | 3,280 | 2,390  | 1,670  | 3,275  | 5,180  | 6,170   | 3,090     |
| Central heating, piped steam or hot water.....         | 60    | 365    | 90     | 35       | ...   | 20    | 655      | 455    | 885    | 35    | 15    | 30     | 20     | 20     | 640    | 45      | 85        |
| Central heating, warm air furnace.....                 | 400   | 1,080  | 1,185  | 120      | 445   | 195   | 5,055    | 470    | 1,195  | 420   | 195   | 90     | 415    | 5      | 85     | 445     | 65        |
| Noncentral heating, with flue.....                     | 3,165 | 3,485  | 2,275  | 3,070    | 1,895 | 1,530 | 6,670    | 2,215  | 3,360  | 2,555 | 795   | 655    | 1,115  | 2,065  | 1,815  | 1,430   | 795       |
| Noncentral heating, without flue.....                  | 945   | 6,770  | 2,710  | 500      | 300   | 85    | 3,485    | 4,140  | 3,710  | 365   | 2,275 | 1,615  | 120    | 1,185  | 2,635  | 4,240   | 2,130     |
| Not heated.....  | 5     | 155    | 20     | 35       | 5     | 10    | 50       | 55     | 70     | 5     | ...   | ...    | ...    | ...    | 5      | 10      | 15        |
| <b>*HEATING FUEL</b>                                   |       |        |        |          |       |       |          |        |        |       |       |        |        |        |        |         |           |
| Number reporting heating equipment.....                | 4,575 | 11,855 | 6,280  | 3,760    | 2,645 | 1,840 | 15,915   | 7,335  | 9,220  | 3,380 | 3,280 | 2,390  | 1,670  | 3,275  | 5,180  | 6,170   | 3,090     |
| Central heating.....                                   | 460   | 1,445  | 1,275  | 155      | 445   | 215   | 5,710    | 925    | 2,080  | 455   | 210   | 120    | 435    | 25     | 725    | 490     | 150       |
| Coal.....  | 25    | 35     | 10     | 30       | 15    | 5     | 95       | 10     | 40     | 10    | 10    | 20     | 5      | ...    | ...    | ...     | 5         |
| Wood.....  | ...   | 35     | ...    | 30       | 10    | ...   | 10       | 15     | 25     | 5     | ...   | ...    | ...    | ...    | ...    | ...     | ...       |
| Utility gas.....                                       | 390   | 1,355  | 1,170  | 10       | ...   | 160   | 5,330    | 865    | 1,940  | 295   | 200   | 75     | 320    | 20     | 705    | 440     | 80        |
| Bottled gas.....                                       | 25    | 5      | 85     | 65       | 295   | 35    | 160      | 25     | 50     | 125   | ...   | 25     | 70     | 5      | 5      | 35      | 45        |
| Liquid fuel.....                                       | 20    | ...    | ...    | 15       | 125   | 15    | 80       | 5      | 15     | 15    | ...   | ...    | 35     | ...    | 10     | ...     | 5         |
| Other fuel.....  | ...   | 10     | 5      | 5        | ...   | ...   | ...      | ...    | 10     | ...   | ...   | ...    | 5      | ...    | 5      | ...     | 15        |
| Not reported.....                                      | ...   | 5      | 5      | ...      | ...   | ...   | 35       | 5      | ...    | ...   | ...   | ...    | ...    | ...    | ...    | 10      | ...       |
| Noncentral heating.....                                | 4,110 | 10,255 | 4,985  | 3,570    | 2,195 | 1,615 | 10,155   | 6,355  | 7,070  | 2,920 | 3,070 | 2,270  | 1,235  | 3,250  | 4,450  | 5,670   | 2,925     |
| Coal.....  | 1,480 | 175    | 335    | 290      | 335   | 290   | 500      | 230    | 320    | 275   | 275   | 165    | 70     | 1,415  | 120    | 275     | 255       |
| Wood.....  | 590   | 1,415  | 265    | 2,560    | 525   | 80    | 305      | 960    | 725    | 85    | 85    | 45     | 50     | 580    | 1,205  | 85      | 285       |
| Utility gas.....                                       | 1,515 | 8,155  | 2,895  | 95       | 85    | 670   | 7,030    | 3,745  | 3,920  | 990   | 1,745 | 975    | 580    | 765    | 2,210  | 3,560   | 1,345     |
| Bottled gas.....                                       | 250   | 200    | 950    | 230      | 595   | 305   | 835      | 740    | 885    | 695   | 530   | 660    | 285    | 420    | 625    | 745     | 455       |
| Liquid fuel.....                                       | 235   | 220    | 395    | 345      | 610   | 240   | 1,285    | 555    | 660    | 715   | 395   | 370    | 205    | 60     | 250    | 910     | 350       |
| Electricity.....                                       | 15    | ...    | 15     | ...      | 15    | 10    | 25       | 10     | 70     | 15    | 10    | 5      | 10     | ...    | 5      | 5       | 5         |
| Other fuel.....  | 15    | 30     | 65     | 45       | 25    | 5     | 120      | 5      | 35     | 10    | 5     | ...    | 15     | ...    | 10     | 5       | 35        |
| Not reported.....                                      | 10    | 60     | 15     | 5        | 5     | 15    | 5        | 35     | 10     | 5     | ...   | ...    | ...    | ...    | 5      | 10      | 15        |
| Not heated.....  | 5     | 155    | 20     | 35       | 5     | 10    | 50       | 55     | 70     | 5     | ...   | ...    | ...    | ...    | 5      | 10      | 15        |
| <b>*COOKING FUEL</b>                                   |       |        |        |          |       |       |          |        |        |       |       |        |        |        |        |         |           |
| Number reporting.....                                  | 4,705 | 12,950 | 6,360  | 4,005    | 2,550 | 2,255 | 15,720   | 8,205  | 10,200 | 3,390 | 3,430 | 2,375  | 1,775  | 3,385  | 5,880  | 6,210   | 3,225     |
| Coal.....  | 480   | 135    | 110    | 50       | 50    | 140   | 140      | 130    | 430    | 80    | 40    | 80     | 60     | 375    | 80     | 75      | 95        |
| Wood.....  | 510   | 1,525  | 200    | 2,385    | 270   | 90    | 150      | 765    | 570    | 50    | 30    | 35     | 40     | 835    | 1,115  | 40      | 270       |
| Utility gas.....                                       | 2,180 | 10,590 | 3,990  | 225      | 80    | 1,025 | 12,405   | 5,205  | 6,445  | 1,250 | 2,100 | 1,020  | 980    | 885    | 3,435  | 4,130   | 1,470     |
| Bottled gas.....                                       | 475   | 230    | 1,190  | 410      | 1,075 | 460   | 1,300    | 855    | 1,245  | 1,175 | 625   | 760    | 365    | 715    | 785    | 940     | 445       |
| Liquid fuel.....                                       | 760   | 320    | 535    | 640      | 845   | 385   | 1,050    | 1,015  | 1,120  | 515   | 530   | 400    | 250    | 515    | 410    | 860     | 595       |
| Electricity.....                                       | 170   | 105    | 255    | 190      | 195   | 120   | 550      | 150    | 135    | 255   | 30    | 45     | 45     | 25     | 5      | 105     | 45        |
| Other fuel.....  | 120   | 30     | 65     | 100      | 15    | 35    | 110      | 100    | 395    | 60    | 75    | 35     | 35     | 5      | 50     | 55      | 300       |
| None.....  | 10    | 15     | 15     | 5        | 20    | ...   | 15       | 5      | ...    | 5     | ...   | ...    | ...    | ...    | ...    | 5       | 5         |
| <b>*REFRIGERATION EQUIPMENT</b>                        |       |        |        |          |       |       |          |        |        |       |       |        |        |        |        |         |           |
| Number reporting.....                                  | 4,550 | 12,860 | 6,385  | 4,045    | 2,515 | 2,245 | 15,730   | 8,335  | 10,105 | 3,335 | 3,445 | 2,325  | 1,740  | 3,480  | 5,840  | 6,105   | 3,230     |
| Mechanical.....  | 2,880 | 8,795  | 5,050  | 1,565    | 1,750 | 1,580 | 13,085   | 5,745  | 7,185  | 2,915 | 2,800 | 1,910  | 1,375  | 1,535  | 3,830  | 4,815   | 2,245     |
| Ice.....   | 810   | 2,465  | 825    | 955      | 360   | 305   | 1,875    | 1,585  | 2,155  | 225   | 285   | 215    | 225    | 1,065  | 955    | 915     | 550       |
| Other or none.....                                     | 860   | 1,200  | 510    | 1,525    | 405   | 360   | 770      | 1,005  | 765    | 195   | 360   | 140    | 880    | 1,055  | 375    | 375     | 435       |
| <b>*KITCHEN SINK</b>                                   |       |        |        |          |       |       |          |        |        |       |       |        |        |        |        |         |           |
| Number reporting.....                                  | 4,720 | 12,890 | 6,355  | 3,860    | 2,545 | 2,260 | 15,760   | 7,620  | 10,165 | 3,395 | 3,295 | 2,305  | 1,775  | 3,385  | 5,875  | 6,190   | 3,245     |
| With kitchen sink.....                                 | 2,625 | 8,535  | 4,845  | 1,480    | 1,630 | 1,755 | 13,785   | 4,815  | 6,785  | 2,625 | 2,230 | 1,460  | 1,450  | 1,195  | 3,395  | 4,390   | 1,960     |
| <b>*RADIO</b>  |       |        |        |          |       |       |          |        |        |       |       |        |        |        |        |         |           |
| Number reporting.....                                  | 4,745 | 12,880 | 6,450  | 4,135    | 2,630 | 2,280 | 15,810   | 8,165  | 10,320 | 3,430 | 3,435 | 2,340  | 1,785  | 3,405  | 5,800  | 6,280   | 3,395     |
| With radio.....  | 4,445 | 12,045 | 6,100  | 3,565    | 2,490 | 2,140 | 15,305   | 7,720  | 9,635  | 3,295 | 3,270 | 2,235  | 1,715  | 3,020  | 5,26   |         |           |

HOUSING—GENERAL CHARACTERISTICS

Table 27.—PLUMBING FACILITIES, YEAR BUILT, AND EQUIPMENT, FOR COUNTIES: 1950—Con.

[Asterisk (\*) denotes statistics based on 20-percent sample]

| Subject  | John-<br>ston | Kay    | King-<br>fisher | Kiowa | Latimer | Le<br>Flore | Lincoln | Logan | Love  | McClain | Mc-<br>Curtain | Mc-<br>Intosh | Major | Mar-<br>shall | Mayos | Murray | Mus-<br>kogee |
|--|---------------|--------|-----------------|-------|---------|-------------|---------|-------|-------|---------|----------------|---------------|-------|---------------|-------|--------|---------------|
| All dwelling units.....                                | 3,314         | 16,535 | 4,497           | 6,496 | 2,850   | 10,637      | 7,419   | 7,487 | 2,368 | 4,555   | 9,207          | 5,247         | 3,307 | 2,827         | 6,521 | 3,711  | 20,473        |
| <b>WATER SUPPLY</b>                                    |               |        |                 |       |         |             |         |       |       |         |                |               |       |               |       |        |               |
| Hot and cold piped running water inside structure..... | 720           | 12,515 | 2,265           | 3,165 | 646     | 2,359       | 2,765   | 3,721 | 562   | 1,685   | 1,397          | 1,110         | 1,265 | 1,095         | 2,449 | 1,705  | 12,084        |
| Only cold piped running water inside structure.....    | 439           | 1,372  | 658             | 1,023 | 244     | 1,232       | 948     | 816   | 431   | 729     | 1,153          | 537           | 555   | 532           | 791   | 631    | 2,067         |
| Piped running water outside structure.....             | 167           | 408    | 104             | 398   | 94      | 479         | 119     | 444   | 137   | 82      | 728            | 320           | 50    | 107           | 176   | 266    | 1,226         |
| No piped running water.....                            | 1,924         | 2,051  | 1,452           | 1,819 | 1,801   | 6,377       | 3,432   | 2,252 | 1,182 | 1,992   | 5,761          | 3,185         | 1,370 | 1,006         | 2,937 | 968    | 4,773         |
| Not reported.....                                      | 64            | 189    | 18              | 91    | 65      | 190         | 155     | 254   | 56    | 67      | 168            | 95            | 67    | 87            | 168   | 141    | 323           |
| <b>TOILET FACILITIES</b>                               |               |        |                 |       |         |             |         |       |       |         |                |               |       |               |       |        |               |
| Flush toilet inside structure, exclusive use.....      | 715           | 11,901 | 2,172           | 3,229 | 577     | 2,270       | 2,742   | 3,540 | 582   | 1,641   | 1,508          | 1,091         | 1,248 | 1,061         | 2,561 | 1,685  | 11,499        |
| Flush toilet inside structure, shared.....             | 41            | 753    | 92              | 189   | 66      | 152         | 139     | 217   | 63    | 72      | 34             | 73            | 54    | 40            | 54    | 221    | 1,096         |
| Other toilet facilities (including privy).....         | 2,304         | 3,145  | 2,010           | 2,741 | 2,044   | 7,517       | 4,031   | 3,140 | 1,485 | 2,589   | 6,856          | 3,560         | 1,804 | 1,550         | 3,592 | 1,437  | 7,109         |
| No toilet.....   | 193           | 536    | 202             | 249   | 99      | 532         | 352     | 327   | 191   | 189     | 633            | 450           | 131   | 89            | 136   | 217    | 453           |
| Not reported.....                                      | 60            | 200    | 21              | 89    | 64      | 166         | 155     | 263   | 47    | 64      | 176            | 73            | 70    | 87            | 178   | 151    | 316           |
| <b>BATHING FACILITIES</b>                              |               |        |                 |       |         |             |         |       |       |         |                |               |       |               |       |        |               |
| Installed bathtub or shower, exclusive use.....        | 780           | 11,987 | 2,338           | 3,173 | 629     | 2,369       | 2,825   | 3,628 | 646   | 1,774   | 1,703          | 1,102         | 1,360 | 1,100         | 2,629 | 1,613  | 11,244        |
| Installed bathtub or shower, shared.....               | 40            | 738    | 90              | 206   | 65      | 130         | 129     | 275   | 61    | 62      | 32             | 52            | 54    | 24            | 51    | 248    | 1,098         |
| No bathtub or shower.....                              | 2,408         | 3,527  | 2,026           | 2,931 | 2,064   | 7,748       | 4,260   | 3,261 | 1,563 | 2,596   | 7,171          | 3,951         | 1,745 | 1,592         | 3,629 | 1,673  | 7,662         |
| Not reported.....                                      | 86            | 283    | 43              | 184   | 92      | 390         | 205     | 323   | 98    | 123     | 301            | 142           | 148   | 111           | 212   | 177    | 469           |
| <b>*YEAR BUILT</b>                                     |               |        |                 |       |         |             |         |       |       |         |                |               |       |               |       |        |               |
| Number reporting.....                                  | 3,240         | 16,075 | 4,425           | 6,395 | 2,730   | 10,290      | 7,200   | 7,100 | 2,235 | 4,245   | 8,915          | 5,110         | 3,155 | 2,645         | 6,300 | 3,350  | 19,755        |
| 1945 or later.....                                     | 425           | 2,145  | 385             | 695   | 490     | 1,935       | 605     | 570   | 355   | 620     | 1,785          | 635           | 310   | 340           | 670   | 565    | 2,850         |
| 1940 to 1944.....                                      | 280           | 690    | 135             | 225   | 240     | 970         | 210     | 190   | 175   | 295     | 900            | 355           | 235   | 275           | 1,395 | 180    | 1,395         |
| 1930 to 1939.....                                      | 755           | 1,920  | 490             | 840   | 760     | 2,160       | 790     | 835   | 440   | 960     | 2,780          | 735           | 430   | 575           | 1,405 | 745    | 2,580         |
| 1920 to 1929.....                                      | 795           | 5,645  | 730             | 1,900 | 400     | 2,550       | 1,715   | 1,240 | 425   | 1,085   | 1,815          | 1,370         | 495   | 510           | 1,185 | 730    | 4,930         |
| 1919 or earlier.....                                   | 985           | 5,675  | 2,685           | 2,735 | 840     | 2,675       | 3,880   | 4,265 | 840   | 1,285   | 1,635          | 2,015         | 1,685 | 945           | 1,645 | 1,130  | 8,000         |
| <b>*ELECTRIC LIGHTING</b>                              |               |        |                 |       |         |             |         |       |       |         |                |               |       |               |       |        |               |
| Number reporting.....                                  | 3,250         | 16,320 | 4,400           | 6,285 | 2,820   | 10,255      | 7,215   | 7,185 | 2,295 | 4,380   | 9,380          | 5,145         | 3,195 | 2,785         | 6,255 | 3,475  | 20,105        |
| With electric lights.....                              | 2,370         | 15,620 | 3,790           | 5,605 | 1,965   | 7,255       | 5,210   | 6,045 | 1,885 | 3,620   | 5,620          | 2,885         | 2,810 | 2,275         | 5,005 | 3,035  | 16,930        |
| All occupied dwelling units.....                       | 2,940         | 15,475 | 3,988           | 5,872 | 2,588   | 9,820       | 6,697   | 6,741 | 2,168 | 4,179   | 8,416          | 4,686         | 3,077 | 2,517         | 5,632 | 3,408  | 19,199        |
| <b>*HEATING EQUIPMENT</b>                              |               |        |                 |       |         |             |         |       |       |         |                |               |       |               |       |        |               |
| Number reporting heating equipment.....                | 2,915         | 15,010 | 4,030           | 5,260 | 2,505   | 9,415       | 6,540   | 6,585 | 2,105 | 3,905   | 7,800          | 4,205         | 2,945 | 2,570         | 5,395 | 3,270  | 18,610        |
| Central heating, piped steam or hot water.....         | 25            | 725    | 405             | 60    | 45      | 110         | 415     | 55    | 10    | 230     | 105            | 30            | 40    | 55            | 45    | 50     | 800           |
| Central heating, warm air furnace.....                 | 15            | 4,335  | 965             | 580   | 15      | 220         | 200     | 320   | 10    | 300     | 55             | 85            | 405   | 95            | 215   | 265    | 2,240         |
| Noncentral heating, with flue.....                     | 1,430         | 5,900  | 1,985           | 2,750 | 1,090   | 3,975       | 3,415   | 4,060 | 795   | 2,030   | 5,310          | 2,535         | 2,065 | 750           | 3,770 | 1,230  | 9,630         |
| Noncentral heating, without flue.....                  | 1,425         | 3,835  | 670             | 1,605 | 1,160   | 5,095       | 2,500   | 2,335 | 1,245 | 1,340   | 2,310          | 1,490         | 430   | 640           | 1,340 | 1,690  | 5,655         |
| Not heated.....  | 20            | 15     | 5               | 265   | 195     | 15          | 10      | 15    | 45    | 5       | 20             | 65            | 5     | 30            | 25    | 35     | 285           |
| <b>*HEATING FUEL</b>                                   |               |        |                 |       |         |             |         |       |       |         |                |               |       |               |       |        |               |
| Number reporting heating equipment.....                | 2,915         | 15,010 | 4,030           | 5,260 | 2,505   | 9,415       | 6,540   | 6,585 | 2,105 | 3,905   | 7,800          | 4,205         | 2,945 | 2,570         | 5,395 | 3,270  | 18,610        |
| Central heating.....                                   | 40            | 5,260  | 1,370           | 640   | 60      | 330         | 615     | 375   | 20    | 530     | 160            | 115           | 445   | 150           | 260   | 315    | 3,040         |
| Coal.....  | 10            | 45     | 15              | 35    | ...     | 25          | 25      | 20    | 10    | ...     | 5              | 20            | 20    | 5             | 35    | 15     | 85            |
| Wood.....  | 10            | 10     | 45              | 10    | ...     | 10          | 15      | ...   | 15    | 25      | 10             | 10            | 10    | 50            | 20    | 10     | 20            |
| Utility gas.....                                       | 20            | 5,050  | 950             | 450   | 25      | 290         | 540     | 330   | ...   | 365     | 5              | 75            | 350   | 125           | 130   | 260    | 2,880         |
| Bottled gas.....                                       | ...           | 70     | 270             | 135   | 10      | 10          | 20      | ...   | 5     | 145     | 125            | ...           | 50    | 10            | 25    | 5      | 55            |
| Liquid fuel.....                                       | ...           | 20     | 80              | 5     | 10      | ...         | 20      | ...   | ...   | 5       | ...            | ...           | 15    | ...           | ...   | ...    | ...           |
| Other fuel.....  | ...           | 25     | 5               | 5     | 15      | ...         | ...     | ...   | 5     | ...     | ...            | ...           | ...   | ...           | 20    | 15     | 5             |
| Not reported.....                                      | ...           | 40     | 5               | ...   | ...     | 5           | ...     | 10    | ...   | ...     | ...            | 5             | ...   | ...           | ...   | ...    | 5             |
| Noncentral heating.....                                | 2,855         | 9,735  | 2,655           | 4,355 | 2,250   | 9,070       | 5,915   | 6,195 | 2,040 | 3,370   | 7,620          | 4,025         | 2,495 | 2,390         | 5,110 | 2,920  | 15,285        |
| Coal.....  | 50            | 505    | 220             | 445   | 550     | 1,355       | 275     | 145   | 25    | 270     | 105            | 650           | 125   | 25            | 1,240 | 85     | 1,960         |
| Wood.....  | 1,180         | 460    | 430             | 270   | 535     | 2,325       | 1,845   | 1,075 | 670   | 505     | 5,015          | 1,400         | 575   | 600           | 1,430 | 440    | 1,085         |
| Utility gas.....                                       | 620           | 7,680  | 725             | 1,850 | 940     | 4,360       | 2,825   | 4,235 | 725   | 1,155   | 1,995          | 1,305         | 490   | 1,030         | 1,520 | 1,745  | 11,090        |
| Bottled gas.....                                       | 780           | 520    | 655             | 1,160 | 115     | 725         | 465     | 410   | 395   | 690     | 1,735          | 345           | 600   | 600           | 520   | 385    | 740           |
| Liquid fuel.....                                       | 220           | 495    | 550             | 95    | 250     | 430         | 280     | 130   | 675   | 450     | 95             | 635           | 85    | 350           | 230   | 350    | 350           |
| Electricity.....                                       | ...           | 15     | ...             | 5     | ...     | 15          | 5       | 20    | 5     | 10      | 15             | ...           | 20    | 5             | 40    | ...    | 20            |
| Other fuel.....  | 5             | 45     | 60              | 100   | 5       | 30          | 45      | 10    | 75    | 55      | 90             | 20            | 40    | 10            | 25    | 20     | 20            |
| Not reported.....                                      | ...           | 15     | 15              | 5     | 10      | 10          | 25      | 20    | 5     | 10      | 15             | 10            | 10    | 5             | ...   | 10     | 20            |
| Not heated.....  | 20            | 15     | 5               | 265   | 195     | 15          | 10      | 15    | 45    | 5       | 20             | 65            | 5     | 30            | 25    | 35     | 285           |
| <b>*COOKING FUEL</b>                                   |               |        |                 |       |         |             |         |       |       |         |                |               |       |               |       |        |               |
| Number reporting.....                                  | 2,940         | 15,370 | 4,025           | 5,815 | 2,615   | 9,605       | 6,655   | 6,585 | 2,090 | 4,125   | 8,310          | 4,660         | 2,955 | 2,460         | 5,510 | 3,380  | 18,630        |
| Coal.....  | 30            | 85     | 70              | 95    | 340     | 475         | 105     | 40    | 15    | 115     | 95             | 175           | 45    | 45            | 340   | 20     | 1,075         |
| Wood.....  | 1,135         | 320    | 280             | 135   | 935     | 2,615       | 1,300   | 605   | 715   | 415     | 4,620          | 1,320         | 400   | 480           | 1,325 | 310    | 1,535         |
| Utility gas.....                                       | 610           | 13,180 | 1,785           | 3,095 | 920     | 4,730       | 3,625   | 4,560 | 605   | 4,635   | 235            | 1,900         | 745   | 1,135         | 1,645 | 1,965  | 13,680        |
| Bottled gas.....                                       | 805           | 765    | 1,130           | 1,485 | 110     | 805         | 680     | 560   | 370   | 935     | 215            | 540           | 710   | 480           | 905   | 560    | 1,005         |
| Liquid fuel.....                                       | 310           | 640    | 490             | 615   | 150     | 630         | 735     | 630   | 200   | 845     | 835            | 610           | 765   | 220           | 955   | 330    | 1,150         |
| Electricity.....                                       | 45            | 335    | 185             | 315   | 85      | 110         | 75      | 135   | 75    | 50      | 250            | 30            | 210   | 40            | 265   | 165    | 275           |
| Other fuel.....  | 5             | 25     | 65              | 75    | 75      | 240         | 130     | 25    | 105   | 130     | 155            | 80            | 55    | 50            | 65    | 15     | 90            |
| None.....  | ...           | 20     | 20              | ...   | ...     | ...         | 5       | 30    | 5     | ...     | 5              | 5             | 25    | 10            | 15    | 20     | 20            |
| <b>*REFRIGERATION EQUIPMENT</b>                        |               |        |                 |       |         |             |         |       |       |         |                |               |       |               |       |        |               |
| Number reporting.....                                  | 2,840         | 15,280 | 3,895           | 5,720 | 2,550   | 9,490       | 6,560   | 6,600 | 2,130 | 4,035   | 8,350          | 4,665         | 3,005 | 2,510         | 5,560 | 3,235  | 18,855        |
| Mechanical.....  | 1,565         | 12,245 | 3,220           | 4,390 | 1,190   | 4,525       | 3,970   | 4,370 | 1,420 | 2,785   | 3,795          | 2,010         | 2,240 | 1,745         | 3,180 | 2,135  | 11,665        |
| Ice.....   | 815           | 2,400  | 350             | 950   | 679     | 3,070       | 1,540   | 1,565 | 390   | 650     | 1,920          | 1,250         | 460   | 390           | 1,270 | 645    | 5,280         |
| Other or none.....                                     | 460           | 635    | 325             | 380   | 689     | 1,865       | 1,050   | 665   | 320   | 600     | 2,635          | 1,405         | 305   | 375           | 1,110 | 455    | 1,910         |
| <b>*KITCHEN SINK</b>                                   |               |        |                 |       |         |             |         |       |       |         |                |               |       |               |       |        |               |
| Number reporting.....                                  | 2,930         | 15,405 | 4,030           | 5,810 | 2,615   | 9,575       | 6,650   | 6,580 | 2,075 | 4,120   | 8,310          | 4,670         | 2,930 | 2,460         | 5,520 | 3,345  | 18,815        |
| With kitchen sink.....                                 | 1,040         | 13,230 | 2,950           | 4,190 | 770     | 3,760       | 3,900   | 4,370 | 940   | 2,325   | 2,300          | 1,510         | 1,975 | 1,425         | 2,780 | 2,215  | 12,945        |
| <b>*RADIO</b>  |               |        |                 |       |         |             |         |       |       |         |                |               |       |               |       |        |               |
| Number reporting.....                                  | 2,825         | 15,225 | 3,880           | 5,815 | 2,470   | 9,775       | 6,620   | 6,665 | 2,135 | 4,140   | 8,255          | 4,585         | 2,965 | 2,360         | 5,550 | 3,340  | 18,860        |
| With radio.....  | 2,605         | 14,725 | 3,685           | 5,560 |         |             |         |       |       |         |                |               |       |               |       |        |               |



Table 27.—PLUMBING FACILITIES, YEAR BUILT, AND EQUIPMENT, FOR COUNTIES: 1950—Con.

[Asterisk (\*) denotes statistics based on 20-percent sample]

| Subject   | Noble | Nowata | Okfuskee | Oklahoma | Oklmulgee | Osage  | Ottawa | Pawnee | Payne  | Pittsburg | Pontotoc | Pottawatomie | Pushmataha |
|---|-------|--------|----------|----------|-----------|--------|--------|--------|--------|-----------|----------|--------------|------------|
| All dwelling units                                | 4,305 | 4,227  | 5,381    | 108,083  | 14,022    | 11,212 | 11,183 | 4,404  | 13,825 | 12,753    | 9,841    | 14,439       | 3,765      |
| <b>WATER SUPPLY</b>                               |       |        |          |          |           |        |        |        |        |           |          |              |            |
| Hot and cold piped running water inside structure | 2,215 | 1,628  | 1,617    | 91,435   | 7,396     | 6,441  | 5,537  | 1,709  | 9,914  | 5,618     | 5,628    | 8,868        | 480        |
| Only cold piped running water inside structure    | 478   | 511    | 581      | 6,181    | 2,222     | 1,649  | 2,459  | 681    | 1,224  | 2,137     | 1,419    | 1,580        | 365        |
| Piped running water outside structure             | 203   | 150    | 198      | 2,481    | 704       | 362    | 673    | 179    | 322    | 632       | 394      | 391          | 141        |
| No piped running water                            | 1,409 | 1,827  | 2,880    | 6,707    | 3,586     | 2,594  | 2,309  | 1,618  | 2,167  | 4,230     | 2,292    | 3,778        | 2,760      |
| Not reported                                      | ...   | 111    | 105      | 1,279    | 114       | 166    | 205    | 217    | 198    | 136       | 108      | 222          | 19         |
| <b>TOILET FACILITIES</b>                          |       |        |          |          |           |        |        |        |        |           |          |              |            |
| Flush toilet inside structure, exclusive use      | 2,110 | 1,527  | 1,576    | 85,055   | 6,803     | 6,145  | 5,500  | 1,711  | 9,560  | 5,768     | 5,475    | 8,306        | 508        |
| Flush toilet inside structure, shared             | 131   | 128    | 133      | 7,711    | 1,065     | 383    | 410    | 67     | 480    | 366       | 432      | 951          | 47         |
| Other toilet facilities (including privy)         | 1,926 | 2,430  | 3,215    | 13,198   | 5,786     | 4,253  | 4,958  | 2,156  | 3,270  | 5,965     | 3,654    | 4,636        | 2,941      |
| No toilet   | 103   | 94     | 396      | 763      | 259       | 126    | 200    | 305    | 525    | 175       | 348      | 248          | 248        |
| Not reported                                      | 35    | 48     | 61       | 1,356    | 109       | 156    | 189    | 270    | 210    | 129       | 105      | 198          | 21         |
| <b>BATHING FACILITIES</b>                         |       |        |          |          |           |        |        |        |        |           |          |              |            |
| Installed bathtub or shower, exclusive use        | 2,178 | 1,601  | 1,602    | 84,053   | 6,599     | 6,247  | 5,329  | 1,772  | 9,649  | 5,788     | 5,494    | 8,194        | 531        |
| Installed bathtub or shower, shared               | 124   | 126    | 123      | 7,734    | 1,085     | 379    | 382    | 66     | 466    | 355       | 416      | 942          | 58         |
| No bathtub or shower                              | 1,942 | 2,407  | 3,542    | 14,454   | 6,146     | 4,312  | 5,183  | 2,224  | 3,453  | 6,413     | 3,770    | 4,950        | 3,120      |
| Not reported                                      | 61    | 93     | 114      | 1,842    | 192       | 274    | 289    | 342    | 257    | 197       | 161      | 353          | 56         |
| <b>*YEAR BUILT</b>                                |       |        |          |          |           |        |        |        |        |           |          |              |            |
| Number reporting                                  | 4,190 | 4,115  | 5,225    | 103,535  | 13,605    | 10,920 | 10,860 | 4,155  | 13,260 | 12,440    | 9,480    | 13,745       | 3,690      |
| 1945 or later                                     | 400   | 390    | 410      | 25,365   | 1,345     | 1,040  | 1,380  | 205    | 3,100  | 1,675     | 1,035    | 1,305        | 820        |
| 1940 to 1944                                      | 115   | 215    | 230      | 10,035   | 460       | 275    | 790    | 75     | 825    | 1,275     | 650      | 460          | 395        |
| 1930 to 1939                                      | 515   | 585    | 815      | 23,595   | 1,725     | 1,695  | 1,425  | 330    | 1,740  | 1,705     | 3,095    | 2,260        | 1,120      |
| 1920 to 1929                                      | 925   | 885    | 2,240    | 25,345   | 4,800     | 4,325  | 3,095  | 1,095  | 3,285  | 2,940     | 2,875    | 4,675        | 710        |
| 1919 or earlier                                   | 2,235 | 2,040  | 1,530    | 19,199   | 5,265     | 3,585  | 4,170  | 2,450  | 4,310  | 4,845     | 1,825    | 5,045        | 645        |
| <b>*ELECTRIC LIGHTING</b>                         |       |        |          |          |           |        |        |        |        |           |          |              |            |
| Number reporting                                  | 4,255 | 4,115  | 5,320    | 105,235  | 13,835    | 10,880 | 10,850 | 4,255  | 13,650 | 12,700    | 9,635    | 13,745       | 3,750      |
| With electric lights                              | 3,610 | 2,945  | 3,295    | 102,760  | 11,740    | 9,285  | 9,815  | 3,520  | 12,480 | 10,565    | 8,710    | 12,200       | 2,285      |
| All occupied dwelling units                       | 3,904 | 3,922  | 4,665    | 101,924  | 13,208    | 9,949  | 9,997  | 4,049  | 12,978 | 11,480    | 9,302    | 13,194       | 3,401      |
| <b>*HEATING EQUIPMENT</b>                         |       |        |          |          |           |        |        |        |        |           |          |              |            |
| Number reporting heating equipment                | 3,755 | 3,670  | 4,620    | 99,485   | 12,940    | 9,860  | 9,550  | 3,670  | 12,355 | 11,310    | 9,090    | 12,450       | 3,325      |
| Central heating, piped steam or hot water         | 35    | 60     | 220      | 5,405    | 385       | 1,110  | 200    | 90     | 165    | 520       | 320      | 740          | 75         |
| Central heating, warm air furnace                 | 970   | 230    | 180      | 26,405   | 1,055     | 360    | 1,745  | 230    | 2,675  | 845       | 630      | 1,410        | 10         |
| Noncentral heating, with flue                     | 1,815 | 2,090  | 1,590    | 32,100   | 4,045     | 3,825  | 5,795  | 1,805  | 4,965  | 3,665     | 3,025    | 3,570        | 2,320      |
| Noncentral heating, without flue                  | 925   | 1,275  | 2,650    | 35,305   | 7,090     | 4,135  | 1,795  | 1,510  | 4,525  | 6,010     | 5,110    | 6,590        | 900        |
| Not heated  | 10    | 15     | ...      | 270      | 365       | 30     | 15     | 35     | 25     | 270       | 5        | 140          | 20         |
| <b>*HEATING FUEL</b>                              |       |        |          |          |           |        |        |        |        |           |          |              |            |
| Number reporting heating equipment                | 3,755 | 3,670  | 4,620    | 99,485   | 12,940    | 9,860  | 9,550  | 3,670  | 12,355 | 11,310    | 9,090    | 12,450       | 3,325      |
| Central heating                                   | 1,005 | 290    | 400      | 31,810   | 1,440     | 1,670  | 1,945  | 320    | 2,840  | 1,365     | 950      | 2,150        | 85         |
| Coal  | 15    | ...    | 10       | 250      | 20        | 15     | 105    | 15     | 15     | 20        | 30       | 15           | 5          |
| Wood  | 15    | ...    | 15       | 110      | 25        | 5      | 35     | 10     | 15     | ...       | 25       | 25           | 10         |
| Utility gas                                       | 890   | 275    | 355      | 30,790   | 1,340     | 1,595  | 1,650  | 270    | 2,785  | 1,275     | 855      | 2,085        | 20         |
| Bottled gas                                       | 60    | 15     | 20       | 185      | 50        | 40     | 105    | 20     | 10     | 10        | 25       | 10           | 45         |
| Liquid fuel                                       | 15    | ...    | 40       | ...      | ...       | ...    | 35     | 5      | ...    | 5         | 5        | 5            | ...        |
| Other fuel  | 5     | ...    | ...      | 260      | 5         | 15     | 10     | ...    | ...    | 95        | 5        | 5            | ...        |
| Not reported                                      | 5     | ...    | ...      | 175      | ...       | ...    | 5      | ...    | 15     | ...       | 5        | 5            | ...        |
| Noncentral heating                                | 2,740 | 3,365  | 4,220    | 67,405   | 11,135    | 8,160  | 7,590  | 3,315  | 9,490  | 9,675     | 8,135    | 10,160       | 3,220      |
| Coal  | 455   | 535    | 350      | 740      | 510       | 340    | 1,870  | 435    | 195    | 1,345     | 165      | 95           | 150        |
| Wood  | 390   | 450    | 1,200    | 2,110    | 1,085     | 880    | 1,050  | 735    | 1,050  | 1,560     | 965      | 1,320        | 2,095      |
| Utility gas                                       | 1,110 | 1,925  | 2,070    | 61,170   | 8,990     | 6,180  | 4,045  | 1,660  | 7,515  | 5,940     | 5,935    | 7,340        | 20         |
| Bottled gas                                       | 410   | 325    | 425      | 1,760    | 340       | 250    | 180    | 370    | 370    | 580       | 720      | 930          | 680        |
| Liquid fuel                                       | 300   | 95     | 115      | 840      | 135       | 260    | 325    | 260    | 285    | 205       | 285      | 370          | 245        |
| Electricity                                       | 10    | 5      | 5        | 90       | 15        | 40     | ...    | 5      | 10     | 20        | 10       | 10           | 15         |
| Other fuel  | 65    | 20     | 35       | 445      | 45        | 80     | 5      | 35     | 45     | 25        | 30       | 45           | 15         |
| Not reported                                      | ...   | 10     | 20       | 250      | 15        | 10     | 45     | 5      | 20     | ...       | 25       | 40           | ...        |
| Not heated  | 10    | 15     | ...      | 270      | 365       | 30     | 15     | 35     | 25     | 270       | 5        | 140          | 20         |
| <b>*COOKING FUEL</b>                              |       |        |          |          |           |        |        |        |        |           |          |              |            |
| Number reporting                                  | 3,850 | 3,870  | 4,495    | 99,780   | 13,165    | 9,840  | 9,820  | 3,995  | 12,865 | 11,295    | 9,440    | 12,610       | 3,260      |
| Coal  | 105   | 315    | 185      | 500      | 310       | 105    | 555    | 225    | 90     | 820       | 60       | 60           | 40         |
| Wood  | 205   | 390    | 1,115    | 1,780    | 1,195     | 630    | 955    | 660    | 605    | 1,530     | 845      | 960          | 1,990      |
| Utility gas                                       | 2,085 | 2,290  | 2,360    | 90,760   | 10,660    | 7,525  | 5,880  | 2,080  | 10,800 | 7,385     | 6,915    | 9,600        | 30         |
| Bottled gas                                       | 605   | 410    | 430      | 2,130    | 475       | 460    | 735    | 290    | 645    | 575       | 955      | 1,030        | 630        |
| Liquid fuel                                       | 965   | 345    | 245      | 1,155    | 295       | 480    | 1,365  | 525    | 560    | 695       | 490      | 685          | 440        |
| Electricity                                       | 160   | 105    | 40       | 2,650    | 115       | 510    | 220    | 90     | 105    | 170       | 80       | 160          | 160        |
| Other fuel  | 120   | 15     | 110      | 625      | 65        | 120    | 85     | 80     | 45     | 120       | 85       | 115          | 70         |
| None  | 5     | ...    | 10       | 180      | 50        | 10     | 25     | 5      | 15     | ...       | ...      | ...          | ...        |
| <b>*REFRIGERATION EQUIPMENT</b>                   |       |        |          |          |           |        |        |        |        |           |          |              |            |
| Number reporting                                  | 3,845 | 3,900  | 4,720    | 99,495   | 13,030    | 9,550  | 9,810  | 3,995  | 12,870 | 11,540    | 9,125    | 12,695       | 3,385      |
| Mechanical  | 2,895 | 2,360  | 2,390    | 83,250   | 8,790     | 7,040  | 6,345  | 2,825  | 9,940  | 7,210     | 6,700    | 9,095        | 1,390      |
| Ice   | 675   | 1,000  | 1,470    | 12,275   | 2,820     | 1,605  | 2,705  | 550    | 2,215  | 2,800     | 1,760    | 2,560        | 800        |
| Other or none                                     | 275   | 540    | 860      | 3,970    | 1,420     | 905    | 760    | 620    | 715    | 1,530     | 665      | 1,040        | 1,195      |
| <b>*KITCHEN SINK</b>                              |       |        |          |          |           |        |        |        |        |           |          |              |            |
| Number reporting                                  | 3,850 | 3,855  | 4,510    | 99,935   | 13,125    | 9,860  | 9,815  | 3,835  | 12,830 | 11,290    | 9,430    | 12,535       | 3,370      |
| With kitchen sink                                 | 2,960 | 2,215  | 2,100    | 88,135   | 8,685     | 7,415  | 6,815  | 2,330  | 10,725 | 6,930     | 6,705    | 9,610        | 840        |
| <b>*RADIO</b>                                     |       |        |          |          |           |        |        |        |        |           |          |              |            |
| Number reporting                                  | 3,865 | 3,825  | 4,595    | 99,885   | 13,255    | 9,925  | 10,025 | 3,905  | 12,705 | 11,260    | 9,175    | 12,665       | 3,395      |
| With radio  | 3,715 | 3,450  | 4,050    | 96,455   | 12,300    | 9,230  | 9,350  | 3,710  | 12,205 | 10,330    | 8,660    | 11,845       | 3,020      |
| <b>*TELEVISION</b>                                |       |        |          |          |           |        |        |        |        |           |          |              |            |
| Number reporting                                  | 3,870 | 3,745  | 4,570    | 99,405   | 13,200    | 9,870  | 9,970  | 3,800  | 12,680 | 12,245    | 9,115    | 12,675       | 3,405      |
| With television                                   | 105   | 70     | 30       | 5,965    | 220       | 120    | 80     | 100    | 285    | 95        | 220      | 315          | 35         |

HOUSING—GENERAL CHARACTERISTICS

Table 27.—PLUMBING FACILITIES, YEAR BUILT, AND EQUIPMENT, FOR COUNTIES: 1950—Con.

[Asterisk (\*) denotes statistics based on 20-percent sample]

| Subject  | Roger Mills | Rogers | Seminole | Sequoyah | Stephens | Texas | Tillman | Tulsa  | Wagoner | Washington | Washita | Woods | Woodward |
|--|-------------|--------|----------|----------|----------|-------|---------|--------|---------|------------|---------|-------|----------|
| All dwelling units.....                                | 2,457       | 6,130  | 12,337   | 5,323    | 11,124   | 4,591 | 6,034   | 81,251 | 4,951   | 10,738     | 5,901   | 4,917 | 4,573    |
| <b>WATER SUPPLY</b>                                    |             |        |          |          |          |       |         |        |         |            |         |       |          |
| Hot and cold piped running water inside structure..... | 693         | 2,350  | 7,119    | 954      | 6,784    | 3,233 | 2,872   | 66,546 | 1,380   | 7,211      | 2,199   | 3,158 | 2,653    |
| Only cold piped running water inside structure.....    | 484         | 677    | 1,772    | 563      | 1,548    | 626   | 1,076   | 6,148  | 701     | 1,056      | 909     | 647   | 662      |
| Piped running water outside structure.....             | 119         | 210    | 367      | 224      | 278      | 115   | 327     | 2,694  | 364     | 515        | 224     | 202   | 120      |
| No piped running water.....                            | 1,133       | 2,655  | 2,903    | 3,501    | 2,417    | 478   | 1,623   | 4,889  | 2,465   | 1,762      | 2,390   | 863   | 1,053    |
| Not reported.....                                      | 28          | 238    | 176      | 81       | 97       | 139   | 136     | 974    | 41      | 194        | 179     | 47    | 85       |
| <b>TOILET FACILITIES</b>                               |             |        |          |          |          |       |         |        |         |            |         |       |          |
| Flush toilet inside structure, exclusive use.....      | 692         | 2,258  | 7,023    | 972      | 6,522    | 3,030 | 2,782   | 61,764 | 1,347   | 6,951      | 2,167   | 2,999 | 2,509    |
| Flush toilet inside structure, shared.....             | 30          | 220    | 347      | 79       | 559      | 141   | 149     | 5,797  | 65      | 361        | 113     | 223   | 163      |
| Other toilet facilities (including privy).....         | 1,544       | 3,237  | 4,408    | 3,621    | 3,707    | 1,150 | 2,720   | 12,014 | 3,338   | 3,061      | 3,223   | 1,560 | 1,610    |
| No toilet.....   | 160         | 194    | 379      | 566      | 227      | 129   | 252     | 693    | 158     | 162        | 212     | 90    | 204      |
| Not reported.....                                      | 31          | 221    | 180      | 85       | 109      | 141   | 131     | 983    | 43      | 203        | 186     | 45    | 87       |
| <b>BATHING FACILITIES</b>                              |             |        |          |          |          |       |         |        |         |            |         |       |          |
| Installed bathtub or shower, exclusive use.....        | 745         | 2,293  | 6,985    | 1,026    | 6,516    | 3,066 | 3,042   | 60,247 | 1,447   | 6,878      | 2,285   | 3,091 | 3,545    |
| Installed bathtub or shower, shared.....               | 23          | 199    | 339      | 64       | 561      | 151   | 131     | 5,653  | 64      | 358        | 100     | 239   | 162      |
| No bathtub or shower.....                              | 1,500       | 3,331  | 4,710    | 4,101    | 3,909    | 1,194 | 2,667   | 13,814 | 3,377   | 3,256      | 3,316   | 1,532 | 1,724    |
| Not reported.....                                      | 189         | 307    | 303      | 132      | 138      | 180   | 194     | 1,537  | 63      | 246        | 200     | 55    | 142      |
| <b>*YEAR BUILT</b>                                     |             |        |          |          |          |       |         |        |         |            |         |       |          |
| Number reporting.....                                  | 2,400       | 2,565  | 12,095   | 5,135    | 10,750   | 4,290 | 5,500   | 78,395 | 4,875   | 10,145     | 5,640   | 4,790 | 4,435    |
| 1945 or later.....                                     | 300         | 150    | 650      | 1,320    | 2,555    | 1,270 | 555     | 15,715 | 665     | 1,825      | 530     | 690   | 1,200    |
| 1940 to 1944.....                                      | 100         | 90     | 445      | 705      | 905      | 400   | 300     | 7,585  | 390     | 570        | 270     | 265   | 245      |
| 1930 to 1939.....                                      | 420         | 780    | 4,390    | 1,010    | 1,855    | 405   | 705     | 13,465 | 860     | 1,500      | 795     | 490   | 485      |
| 1920 to 1929.....                                      | 760         | 780    | 5,255    | 1,000    | 3,050    | 1,080 | 1,520   | 25,670 | 1,245   | 2,350      | 1,560   | 985   | 740      |
| 1919 or earlier.....                                   | 820         | 765    | 1,355    | 1,100    | 2,385    | 1,260 | 2,290   | 15,960 | 1,715   | 3,900      | 2,485   | 2,360 | 1,765    |
| <b>*ELECTRIC LIGHTING</b>                              |             |        |          |          |          |       |         |        |         |            |         |       |          |
| Number reporting.....                                  | 2,370       | 3,250  | 12,110   | 5,220    | 10,960   | 4,555 | 5,625   | 79,815 | 4,895   | 10,420     | 5,650   | 4,795 | 4,430    |
| With electric lights.....                              | 1,950       | 2,555  | 10,190   | 2,880    | 9,860    | 3,970 | 4,770   | 78,225 | 3,030   | 9,800      | 5,145   | 4,400 | 3,980    |
| All occupied dwelling units.....                       | 2,190       | 5,721  | 11,498   | 5,002    | 10,325   | 4,175 | 5,250   | 78,003 | 4,599   | 10,269     | 5,290   | 4,520 | 4,133    |
| <b>*HEATING EQUIPMENT</b>                              |             |        |          |          |          |       |         |        |         |            |         |       |          |
| Number reporting heating equipment.....                | 2,215       | 2,530  | 10,975   | 4,370    | 10,125   | 3,950 | 4,460   | 76,905 | 4,225   | 10,275     | 5,095   | 4,445 | 3,995    |
| Central heating, piped steam or hot water.....         | 25          | 15     | 415      | 75       | 160      | 70    | 25      | 4,360  | 100     | 340        | 25      | 75    | 70       |
| Central heating, warm air furnace.....                 | 65          | 165    | 515      | 90       | 1,520    | 1,255 | 370     | 29,150 | 125     | 3,920      | 480     | 1,305 | 850      |
| Noncentral heating, with flue.....                     | 1,085       | 1,740  | 3,040    | 2,180    | 1,985    | 1,730 | 1,785   | 16,430 | 2,020   | 2,535      | 2,710   | 2,630 | 2,400    |
| Noncentral heating, without flue.....                  | 1,035       | 585    | 6,805    | 1,685    | 6,445    | 890   | 2,270   | 26,805 | 1,970   | 3,470      | 1,875   | 420   | 675      |
| Not heated.....  | 5           | 25     | 200      | 340      | 15       | 5     | 10      | 160    | 10      | 10         | 5       | 15    | ...      |
| <b>*HEATING FUEL</b>                                   |             |        |          |          |          |       |         |        |         |            |         |       |          |
| Number reporting heating equipment.....                | 2,215       | 2,530  | 10,975   | 4,370    | 10,125   | 3,950 | 4,460   | 76,905 | 4,225   | 10,275     | 5,095   | 4,445 | 3,995    |
| Central heating.....                                   | 90          | 180    | 930      | 165      | 1,680    | 1,325 | 395     | 33,510 | 225     | 4,260      | 505     | 1,380 | 920      |
| Coal.....  | 10          | 35     | 30       | ...      | 30       | 15    | 15      | 340    | 5       | 60         | 10      | 40    | 5        |
| Wood.....  | ...         | 15     | 30       | 10       | 20       | 5     | ...     | 105    | 10      | 40         | 15      | 5     | 5        |
| Utility gas.....                                       | 65          | 110    | 830      | 100      | 1,975    | 1,150 | 305     | 32,540 | 175     | 4,055      | 280     | 1,120 | 840      |
| Bottled gas.....                                       | 15          | 10     | 5        | 45       | 25       | 55    | 30      | 150    | 35      | 30         | 175     | 185   | 60       |
| Liquid fuel.....                                       | ...         | 5      | 5        | 5        | 5        | 85    | 40      | 30     | ...     | ...        | 20      | 20    | ...      |
| Other fuel.....  | ...         | 5      | 30       | ...      | 5        | 10    | 5       | 135    | ...     | 25         | 5       | 10    | ...      |
| Not reported.....                                      | ...         | ...    | ...      | 5        | 20       | 5     | ...     | 210    | ...     | 50         | ...     | ...   | 10       |
| Noncentral heating.....                                | 2,120       | 2,325  | 9,845    | 3,840    | 8,430    | 2,620 | 4,055   | 43,235 | 3,990   | 6,005      | 4,585   | 3,050 | 3,075    |
| Coal.....  | 415         | 620    | 55       | 350      | 90       | 75    | 330     | 1,655  | 1,095   | 240        | 495     | 280   | 315      |
| Wood.....  | 180         | 405    | 1,380    | 1,500    | 750      | 20    | 175     | 885    | 660     | 530        | 145     | 220   | 285      |
| Utility gas.....                                       | 590         | 960    | 7,750    | 1,700    | 5,955    | 1,840 | 1,830   | 38,955 | 1,800   | 4,735      | 1,635   | 1,655 | 1,665    |
| Bottled gas.....                                       | 450         | 195    | 325      | 205      | 985      | 430   | 785     | 760    | 280     | 325        | 1,155   | 420   | 280      |
| Liquid fuel.....                                       | 415         | 50     | 100      | 60       | 565      | 155   | 780     | 530    | 145     | 110        | 1,065   | 430   | 415      |
| Electricity.....                                       | 10          | 15     | 5        | 5        | 5        | 5     | ...     | 85     | ...     | 15         | 25      | 15    | 25       |
| Other fuel.....  | 55          | 55     | 205      | 45       | 50       | 95    | 150     | 265    | 5       | 30         | 60      | 30    | 65       |
| Not reported.....                                      | 5           | 25     | 25       | ...      | 30       | ...   | 5       | 100    | 5       | 20         | 5       | ...   | 25       |
| Not heated.....  | 5           | 25     | 200      | 340      | 15       | 5     | 10      | 160    | 10      | 10         | 5       | 15    | ...      |
| <b>*COOKING FUEL</b>                                   |             |        |          |          |          |       |         |        |         |            |         |       |          |
| Number reporting.....                                  | 2,175       | 3,245  | 11,440   | 4,885    | 10,105   | 3,985 | 5,020   | 76,960 | 4,530   | 10,120     | 5,250   | 4,610 | 4,040    |
| Coal.....  | 170         | 295    | 50       | 245      | 35       | 15    | 100     | 760    | 615     | 45         | 95      | 95    | 70       |
| Wood.....  | 130         | 555    | 1,160    | 1,955    | 510      | 20    | 100     | 925    | 650     | 350        | 145     | 135   | 135      |
| Utility gas.....                                       | 635         | 1,470  | 9,310    | 2,000    | 7,765    | 3,145 | 2,665   | 70,790 | 2,110   | 8,620      | 2,035   | 2,685 | 2,515    |
| Bottled gas.....                                       | 620         | 350    | 420      | 375      | 1,035    | 475   | 910     | 1,100  | 540     | 425        | 1,745   | 885   | 545      |
| Liquid fuel.....                                       | 445         | 390    | 205      | 175      | 530      | 220   | 980     | 780    | 440     | 220        | 865     | 555   | 470      |
| Electricity.....                                       | 55          | 70     | 35       | 25       | 125      | 25    | 95      | 2,270  | 65      | 425        | 300     | 215   | 230      |
| Other fuel.....  | 120         | 105    | 260      | 110      | 75       | 75    | 170     | 225    | 100     | 30         | 60      | 30    | 55       |
| None.....  | ...         | 10     | ...      | ...      | 30       | 10    | ...     | 110    | 10      | 5          | 5       | 10    | 20       |
| <b>*REFRIGERATION EQUIPMENT</b>                        |             |        |          |          |          |       |         |        |         |            |         |       |          |
| Number reporting.....                                  | 2,125       | 3,170  | 11,260   | 4,935    | 10,160   | 4,200 | 4,910   | 76,710 | 4,575   | 10,025     | 5,220   | 4,405 | 4,075    |
| Mechanical.....  | 1,445       | 1,680  | 8,155    | 1,980    | 7,995    | 3,475 | 3,750   | 63,180 | 1,865   | 7,590      | 4,135   | 3,565 | 2,995    |
| Ice.....   | 340         | 1,025  | 1,870    | 1,705    | 1,640    | 430   | 730     | 10,600 | 1,915   | 1,960      | 650     | 545   | 755      |
| Other or none.....                                     | 340         | 465    | 1,235    | 1,250    | 525      | 295   | 430     | 2,930  | 795     | 475        | 435     | 295   | 325      |
| <b>*KITCHEN SINK</b>                                   |             |        |          |          |          |       |         |        |         |            |         |       |          |
| Number reporting.....                                  | 2,170       | 2,870  | 11,340   | 4,810    | 10,130   | 3,995 | 5,000   | 76,980 | 4,530   | 10,130     | 5,255   | 4,605 | 4,055    |
| With kitchen sink.....                                 | 1,295       | 1,385  | 8,535    | 1,455    | 7,670    | 3,595 | 3,600   | 66,720 | 2,005   | 7,655      | 3,490   | 3,815 | 3,230    |
| <b>*RADIO</b>  |             |        |          |          |          |       |         |        |         |            |         |       |          |
| Number reporting.....                                  | 2,175       | 2,860  | 11,375   | 4,845    | 10,215   | 4,175 | 4,955   | 76,740 | 4,535   | 10,095     | 5,175   | 4,450 | 4,060    |
| With radio.....  | 2,025       | 2,645  | 10,350   | 4,255    | 9,810    | 4,000 | 4,645   | 73,710 | 4,040   | 9,735      | 4,940   | 4,250 | 3,825    |
| <b>*TELEVISION</b>                                     |             |        |          |          |          |       |         |        |         |            |         |       |          |
| Number reporting.....                                  | 2,150       | 3,160  | 11,295   | 4,880    | 10,180   | 4,150 | 4,930   | 76,340 | 4,495   | 10,085     | 5,180   | 4,445 | 3,920    |
| With television.....                                   | 15          | 60     | 210      | 60       | 100      | 35    | 25      | 3,595  | 60      | 240        | 85      | 40    | 60       |

Table 28.—FINANCIAL CHARACTERISTICS OF URBAN AND RURAL-NONFARM DWELLING UNITS, FOR COUNTIES: 1950

[Median not shown where base is less than 100]

| Subject  | Adair | Alfalfa | Atoka | Beaver | Bockham | Blaine | Bryan | Caddo | Canadian | Carter | Cherokee | Choctaw | Cimarron | Gleevland | Coal  | Comanche | Cotton |  |
|--|-------|---------|-------|--------|---------|--------|-------|-------|----------|--------|----------|---------|----------|-----------|-------|----------|--------|--|
| Total dwelling units.....  | 1,794 | 2,197   | 1,808 | 1,083  | 5,076   | 3,231  | 5,929 | 6,747 | 5,917    | 9,828  | 2,691    | 3,722   | 928      | 9,268     | 1,281 | 14,634   | 2,297  |  |
| <b>CONTRACT MONTHLY RENT</b>   |       |         |       |        |         |        |       |       |          |        |          |         |          |           |       |          |        |  |
| Renter-occupied dwelling units.....  | 769   | 600     | 820   | 366    | 1,967   | 1,130  | 2,374 | 2,610 | 2,106    | 3,839  | 1,254    | 1,466   | 303      | 4,210     | 401   | 6,735    | 727    |  |
| Less than \$10.....  | 88    | 20      | 132   | 10     | 41      | 99     | 135   | 183   | 67       | 274    | 128      | 254     | 9        | 50        | 49    | 98       | 23     |  |
| \$10 to \$14.....  | 116   | 59      | 106   | 38     | 105     | 156    | 264   | 312   | 145      | 337    | 137      | 208     | 9        | 96        | 76    | 266      | 45     |  |
| \$15 to \$19.....  | 94    | 43      | 115   | 35     | 141     | 115    | 286   | 257   | 218      | 314    | 99       | 141     | 12       | 124       | 47    | 270      | 58     |  |
| \$20 to \$24.....  | 71    | 53      | 56    | 37     | 155     | 122    | 325   | 242   | 171      | 300    | 83       | 87      | 7        | 178       | 24    | 394      | 68     |  |
| \$25 to \$29.....  | 41    | 49      | 57    | 27     | 133     | 111    | 194   | 297   | 252      | 255    | 140      | 70      | 17       | 294       | 11    | 460      | 55     |  |
| \$30 to \$34.....  | 40    | 33      | 41    | 17     | 150     | 119    | 203   | 216   | 221      | 296    | 121      | 87      | 20       | 371       | 6     | 506      | 64     |  |
| \$35 to \$39.....  | 22    | 38      | 40    | 29     | 157     | 112    | 151   | 176   | 194      | 289    | 92       | 94      | 26       | 780       | 12    | 650      | 49     |  |
| \$40 to \$49.....  | 15    | 90      | 34    | 36     | 232     | 85     | 221   | 146   | 255      | 487    | 88       | 99      | 51       | 913       | 1     | 989      | 71     |  |
| \$50 to \$59.....  | 9     | 31      | 6     | 25     | 212     | 25     | 121   | 61    | 131      | 273    | 22       | 27      | 29       | 458       | ...   | 732      | 18     |  |
| \$60 to \$74.....  | 4     | 13      | 2     | 4      | 227     | 5      | 29    | 9     | 49       | 153    | 3        | 7       | 17       | 397       | 2     | 880      | 5      |  |
| \$75 to \$99.....  | ...   | 1       | 1     | ...    | 63      | 1      | 4     | 3     | 7        | 69     | 1        | 1       | 1        | 116       | 2     | 592      | ...    |  |
| \$100 or more.....   | ...   | 1       | 1     | ...    | 7       | ...    | 2     | 4     | 3        | 31     | 7        | ...     | ...      | 7         | ...   | 242      | ...    |  |
| Rent free.....   | 187   | 86      | 193   | 90     | 228     | 151    | 259   | 359   | 207      | 575    | 219      | 213     | 88       | 179       | 95    | 418      | 226    |  |
| Not reported.....  | 82    | 83      | 36    | 17     | 116     | 29     | 180   | 385   | 186      | 186    | 114      | 178     | 17       | 247       | 76    | 238      | 45     |  |
| Median rent..... dollars.....  | 16.95 | 28.63   | 17.00 | 26.26  | 37.25   | 23.80  | 23.85 | 23.24 | 29.58    | 30.50  | 24.98    | 17.18   | 39.31    | 39.49     | 13.84 | 43.50    | 27.59  |  |
| <b>Vacant nonseasonal not dilapidated dwelling units, for rent.....</b>      |       |         |       |        |         |        |       |       |          |        |          |         |          |           |       |          |        |  |
| Less than \$10.....  | 1     | 2       | 2     | 1      | ...     | 4      | 4     | 3     | 3        | 8      | 10       | 8       | 1        | ...       | ...   | 2        | 10     |  |
| \$10 to \$19.....  | 12    | 9       | 16    | 3      | ...     | 18     | 19    | 25    | 25       | 7      | 19       | 8       | 1        | 15        | 3     | 24       | 13     |  |
| \$20 to \$29.....  | 12    | 3       | 9     | 5      | 5       | 23     | 19    | 28    | 21       | 16     | 17       | 7       | 6        | 36        | ...   | 43       | 5      |  |
| \$30 to \$39.....  | 1     | 8       | ...   | 7      | 23      | 30     | 37    | 27    | 32       | 21     | 5        | 2       | 5        | 171       | ...   | 42       | 8      |  |
| \$40 to \$49.....  | ...   | 4       | ...   | 13     | 19      | 8      | 37    | 5     | 16       | 20     | 5        | 2       | 6        | 30        | ...   | 46       | 5      |  |
| \$50 to \$59.....  | ...   | 1       | 1     | 3      | 8       | 1      | 7     | 1     | 7        | 5      | ...      | 1       | 1        | 59        | ...   | 20       | 2      |  |
| \$60 to \$74.....  | 1     | ...     | ...   | ...    | 6       | ...    | 2     | ...   | 3        | 6      | ...      | 1       | 2        | 38        | ...   | 72       | ...    |  |
| \$75 to \$99.....  | ...   | ...     | ...   | ...    | 4       | ...    | ...   | ...   | 1        | 5      | ...      | ...     | ...      | 1         | ...   | 17       | ...    |  |
| \$100 or more.....   | ...   | ...     | 2     | 1      | 1       | ...    | ...   | ...   | ...      | 1      | ...      | ...     | ...      | 1         | ...   | 2        | ...    |  |
| Rent free or not reported.....   | ...   | 10      | 8     | ...    | 8       | 1      | 9     | 13    | 4        | 14     | 4        | 9       | ...      | 16        | ...   | 101      | 5      |  |
| Median rent..... dollars.....  | ...   | ...     | ...   | ...    | ...     | ...    | 33.44 | 26.12 | 30.97    | 35.33  | ...      | ...     | ...      | 37.22     | ...   | 44.50    | ...    |  |
| <b>GROSS MONTHLY RENT</b>  |       |         |       |        |         |        |       |       |          |        |          |         |          |           |       |          |        |  |
| Renter-occupied dwelling units.....  | 769   | 600     | 820   | 366    | 1,967   | 1,130  | 2,374 | 2,610 | 2,106    | 3,839  | 1,254    | 1,466   | 303      | 4,210     | 401   | 6,735    | 727    |  |
| Less than \$10.....  | 57    | 11      | 56    | 3      | 11      | 45     | 53    | 51    | 32       | 120    | 77       | 63      | 4        | 17        | 18    | 49       | 9      |  |
| \$10 to \$14.....  | 78    | 24      | 65    | 16     | 58      | 66     | 114   | 193   | 75       | 252    | 115      | 130     | 10       | 62        | 28    | 202      | 40     |  |
| \$15 to \$19.....  | 70    | 31      | 98    | 49     | 105     | 136    | 201   | 225   | 171      | 310    | 107      | 212     | 3        | 111       | 47    | 340      | 43     |  |
| \$20 to \$24.....  | 63    | 45      | 98    | 22     | 155     | 137    | 342   | 283   | 285      | 313    | 124      | 160     | 17       | 196       | 42    | 590      | 68     |  |
| \$25 to \$29.....  | 60    | 48      | 78    | 30     | 164     | 123    | 230   | 227   | 229      | 362    | 117      | 134     | 31       | 270       | 31    | 611      | 61     |  |
| \$30 to \$34.....  | 53    | 56      | 55    | 24     | 144     | 119    | 227   | 214   | 234      | 341    | 99       | 92      | 21       | 507       | 22    | 588      | 59     |  |
| \$35 to \$39.....  | 22    | 38      | 41    | 20     | 146     | 79     | 148   | 173   | 165      | 309    | 87       | 94      | 35       | 634       | 7     | 466      | 45     |  |
| \$40 to \$49.....  | 58    | 75      | 40    | 45     | 303     | 153    | 257   | 242   | 317      | 450    | 109      | 113     | 41       | 854       | 13    | 840      | 64     |  |
| \$50 to \$59.....  | 16    | 60      | 35    | 33     | 184     | 68     | 171   | 106   | 189      | 258    | 51       | 59      | 24       | 394       | 7     | 610      | 52     |  |
| \$60 to \$74.....  | 13    | 31      | 6     | 16     | 171     | 30     | 109   | 50    | 121      | 191    | 26       | 14      | 11       | 400       | 2     | 910      | 22     |  |
| \$75 to \$99.....  | ...   | 4       | ...   | ...    | 117     | 3      | 14    | 7     | 16       | 102    | 1        | 1       | 1        | 236       | 2     | 452      | 1      |  |
| \$100 or more.....   | ...   | 1       | ...   | 1      | 7       | ...    | 3     | 5     | ...      | 34     | 7        | 2       | ...      | 14        | ...   | 276      | ...    |  |
| Rent free or not reported.....   | 279   | 176     | 248   | 107    | 402     | 191    | 505   | 834   | 272      | 797    | 334      | 432     | 105      | 515       | 182   | 801      | 263    |  |
| Median rent..... dollars.....  | 22.67 | 34.23   | 22.92 | 31.48  | 39.48   | 28.79  | 29.38 | 27.50 | 32.17    | 31.90  | 26.08    | 23.00   | 36.36    | 40.09     | 21.46 | 40.94    | 30.43  |  |
| <b>VALUE OF ONE-DWELLING-UNIT STRUCTURES</b>                                 |       |         |       |        |         |        |       |       |          |        |          |         |          |           |       |          |        |  |
| Owner-occupied dwelling units <sup>1</sup> .....                             | 844   | 1,330   | 740   | 498    | 2,519   | 1,541  | 2,825 | 3,131 | 3,122    | 4,815  | 948      | 1,861   | 467      | 3,835     | 771   | 5,592    | 1,127  |  |
| Less than \$2,000.....   | 271   | 294     | 345   | 102    | 266     | 317    | 837   | 548   | 248      | 1,281  | 228      | 810     | 60       | 268       | 431   | 875      | 341    |  |
| \$2,000 to \$2,999.....  | 115   | 200     | 86    | 69     | 286     | 181    | 413   | 389   | 292      | 583    | 100      | 251     | 54       | 243       | 91    | 443      | 180    |  |
| \$3,000 to \$3,999.....  | 146   | 183     | 81    | 63     | 289     | 193    | 360   | 447   | 358      | 552    | 96       | 182     | 66       | 266       | 49    | 412      | 144    |  |
| \$4,000 to \$4,999.....  | 54    | 137     | 35    | 58     | 297     | 183    | 215   | 353   | 303      | 369    | 83       | 110     | 31       | 324       | 30    | 393      | 113    |  |
| \$5,000 to \$5,999.....  | 51    | 130     | 45    | 36     | 279     | 178    | 172   | 287   | 329      | 400    | 71       | 111     | 57       | 345       | 28    | 345      | 114    |  |
| \$6,000 to \$6,999.....  | 27    | 135     | 34    | 64     | 438     | 185    | 255   | 310   | 560      | 509    | 96       | 90      | 52       | 739       | 15    | 861      | 103    |  |
| \$7,500 to \$9,999.....  | 9     | 75      | 19    | 35     | 333     | 137    | 162   | 163   | 457      | 446    | 74       | 54      | 65       | 686       | 14    | 1,115    | 44     |  |
| \$10,000 to \$14,999.....  | 10    | 56      | 11    | 20     | 161     | 67     | 107   | 82    | 233      | 283    | 42       | 33      | 35       | 484       | 3     | 617      | 23     |  |
| \$15,000 to \$19,999.....  | 2     | 13      | 3     | 2      | 38      | 20     | 25    | 20    | 45       | 104    | 10       | 6       | 13       | 148       | ...   | 134      | 4      |  |
| \$20,000 or more.....  | 2     | 6       | 1     | 7      | 24      | 6      | 16    | 15    | 49       | 83     | 5        | 4       | 7        | 108       | 1     | 93       | 4      |  |
| Not reported.....  | 197   | 101     | 80    | 42     | 138     | 74     | 263   | 517   | 248      | 205    | 143      | 210     | 27       | 224       | 109   | 304      | 57     |  |
| Median value..... dollars.....   | 2,580 | 3,608   | 1,863 | 3,855  | 5,246   | 4,182  | 3,036 | 3,778 | 5,667    | 3,749  | 3,726    | 2,012   | 5,108    | 6,680     | 1,486 | 6,257    | 3,047  |  |
| <b>Vacant nonseasonal not dilapidated dwelling units, for sale only.....</b> |       |         |       |        |         |        |       |       |          |        |          |         |          |           |       |          |        |  |
| Less than \$3,000.....   | 2     | 5       | ...   | 4      | 4       | 5      | 1     | 3     | 1        | 4      | 1        | 2       | 1        | 3         | ...   | 6        | 1      |  |
| \$3,000 to \$3,999.....  | 2     | ...     | ...   | 2      | 1       | 3      | 1     | 3     | 1        | 1      | 1        | 2       | 1        | 1         | ...   | 1        | 1      |  |
| \$4,000 to \$4,999.....  | 1     | ...     | ...   | ...    | 2       | 1      | 4     | 1     | 3        | 7      | 1        | ...     | 1        | 3         | ...   | 1        | 1      |  |
| \$5,000 to \$6,999.....  | ...   | ...     | ...   | ...    | 24      | 8      | 2     | 2     | 12       | 12     | 5        | 2       | 2        | 14        | ...   | 22       | ...    |  |
| \$7,500 to \$9,999.....  | ...   | ...     | ...   | ...    | 5       | 1      | 3     | ...   | 12       | 1      | 1        | ...     | ...      | 15        | ...   | 27       | 2      |  |
| \$10,000 to \$14,999.....  | ...   | ...     | ...   | ...    | 1       | ...    | ...   | ...   | ...      | 3      | ...      | ...     | ...      | 4         | ...   | 7        | ...    |  |
| \$15,000 or more.....  | ...   | ...     | ...   | ...    | ...     | ...    | ...   | ...   | ...      | 1      | ...      | ...     | ...      | 6         | ...   | 6        | ...    |  |
| Not reported.....  | ...   | 2       | ...   | ...    | 5       | ...    | ...   | 3     | 1        | 4      | ...      | 6       | ...      | 2         | ...   | 8        | ...    |  |
| Median value..... dollars.....   | ...   | ...     | ...   | ...    | ...     | ...    | ...   | ...   | ...      | ...    | ...      | ...     | ...      | ...       | ...   | ...      | ...    |  |
| <b>MORTGAGE STATUS</b>   |       |         |       |        |         |        |       |       |          |        |          |         |          |           |       |          |        |  |
| Owner-occupied dwelling units <sup>1</sup> .....                             | 902   | 1,391   | 814   | 538    | 2,698   | 1,637  | 3,040 | 3,375 | 3,314    | 5,269  | 1,070    | 1,958   | 489      | 4,262     | 785   | 6,528    | 1,199  |  |
| Mortgaged.....   | 115   | 289     | 114   | 92     | 874     | 451    | 632   | 651   | 1,138    | 1,449  | 237      | 254     | 90       | 1,946     | 47    | 3,159    | 193    |  |
| Not mortgaged.....   | 620   | 1,030   | 622   | 405    | 1,697   | 1,114  | 2,147 | 2,204 | 1,936    | 3,590  | 692      | 1,506   | 363      | 2,122     | 645   | 3,050    | 935    |  |
| Not reported.....  | 167   | 72      | 78    | 41     | 127     | 72     | 261   | 520   | 240      | 230    | 141      | 198     | 36       | 194       | 93    | 319      | 71     |  |

<sup>1</sup> Restricted to 1-dwelling-unit properties.

<sup>2</sup> Restricted to units in 1- to 4-dwelling-unit structures without business.

HOUSING—GENERAL CHARACTERISTICS

Table 28.—FINANCIAL CHARACTERISTICS OF URBAN AND RURAL-NONFARM DWELLING UNITS, FOR COUNTIES: 1950—Con.

[Median not shown where base is less than 100]

| Subject  | Craig | Creek  | Custer | Dela-<br>ware | Dewey | Ellis | Gar-<br>field | Garvin | Grady | Grant | Greer | Harmon | Harper | Haa-<br>kell | Hughes | Jack-<br>son | Jef-<br>erson |  |
|--|-------|--------|--------|---------------|-------|-------|---------------|--------|-------|-------|-------|--------|--------|--------------|--------|--------------|---------------|--|
| Total dwelling units.....  | 2,865 | 10,969 | 4,913  | 2,257         | 1,408 | 1,349 | 14,464        | 6,517  | 7,965 | 1,796 | 2,313 | 1,369  | 1,195  | 1,900        | 4,151  | 4,752        | 2,382         |  |
| <b>CONTRACT MONTHLY RENT</b>   |       |        |        |               |       |       |               |        |       |       |       |        |        |              |        |              |               |  |
| Renter-occupied dwelling units.....  | 1,086 | 3,928  | 1,919  | 615           | 390   | 419   | 4,913         | 2,744  | 2,087 | 464   | 788   | 503    | 375    | 644          | 1,384  | 1,692        | 850           |  |
| Less than \$10.....  | 69    | 361    | 56     | 69            | 15    | 8     | 81            | 109    | 215   | 24    | 27    | 25     | 9      | 90           | 153    | 51           | 47            |  |
| \$10 to \$14.....  | 133   | 377    | 125    | 66            | 46    | 37    | 138           | 194    | 290   | 23    | 93    | 45     | 15     | 106          | 192    | 126          | 89            |  |
| \$15 to \$19.....  | 147   | 350    | 147    | 47            | 56    | 40    | 175           | 203    | 241   | 42    | 83    | 58     | 41     | 58           | 144    | 113          | 93            |  |
| \$20 to \$24.....  | 105   | 421    | 181    | 33            | 37    | 24    | 318           | 218    | 262   | 42    | 123   | 48     | 29     | 71           | 119    | 136          | 83            |  |
| \$25 to \$29.....  | 128   | 401    | 217    | 30            | 31    | 33    | 444           | 187    | 241   | 43    | 70    | 58     | 36     | 43           | 144    | 159          | 64            |  |
| \$30 to \$34.....  | 103   | 436    | 239    | 16            | 24    | 32    | 499           | 179    | 234   | 48    | 75    | 52     | 30     | 111          | 141    | 155          | 55            |  |
| \$35 to \$39.....  | 84    | 286    | 215    | 19            | 22    | 41    | 369           | 189    | 221   | 40    | 66    | 31     | 41     | 27           | 88     | 165          | 58            |  |
| \$40 to \$49.....  | 107   | 297    | 246    | 14            | 15    | 60    | 941           | 395    | 342   | 45    | 75    | 48     | 50     | 18           | 60     | 209          | 46            |  |
| \$50 to \$59.....  | 33    | 139    | 141    | 3             | 2     | 35    | 621           | 344    | 146   | 19    | 17    | 17     | 18     | 7            | 19     | 104          | 13            |  |
| \$60 to \$74.....  | 8     | 33     | 46     | 2             | 2     | 12    | 409           | 185    | 68    | 5     | 2     | 1      | 6      | 1            | 6      | 19           | 4             |  |
| \$75 to \$99.....  | ...   | 11     | 8      | ...           | 1     | 1     | 340           | 25     | 11    | ...   | ...   | 2      | ...    | ...          | 1      | ...          | ...           |  |
| \$100 or more.....   | ...   | 1      | 2      | ...           | 1     | ...   | 28            | 2      | 1     | ...   | ...   | 1      | ...    | ...          | 1      | ...          | ...           |  |
| Rent free.....   | 114   | 576    | 184    | 191           | 64    | 56    | 346           | 345    | 293   | 67    | 110   | 98     | 68     | 97           | 213    | 263          | 118           |  |
| Not reported.....  | 55    | 239    | 112    | 124           | 75    | 38    | 204           | 169    | 322   | 66    | 47    | 19     | 31     | 103          | 133    | 199          | 179           |  |
| Median rent..... dollars.....  | 24.68 | 25.09  | 31.29  | 16.10         | 20.65 | 32.70 | 41.17         | 35.16  | 27.16 | 28.51 | 24.07 | 25.97  | 30.83  | 16.74        | 20.76  | 30.56        | 22.36         |  |
| <b>Vacant nonseasonal not dilapidated dwelling units, for rent.....</b>      |       |        |        |               |       |       |               |        |       |       |       |        |        |              |        |              |               |  |
| Less than \$10.....  | 2     | 17     | 1      | 2             | 2     | ...   | 2             | 1      | 2     | 1     | ...   | ...    | ...    | ...          | 4      | 1            | ...           |  |
| \$10 to \$19.....  | 3     | 37     | 8      | 7             | 10    | 5     | 10            | 9      | 5     | 4     | 1     | 3      | 2      | ...          | 14     | 6            | 7             |  |
| \$20 to \$29.....  | 6     | 38     | 26     | 3             | 15    | 7     | 27            | 12     | 17    | 2     | 9     | 7      | 1      | 77           | 14     | 25           | 10            |  |
| \$30 to \$39.....  | 6     | 51     | 33     | 5             | 7     | 13    | 20            | 16     | 16    | 2     | 13    | 9      | 7      | 1            | 6      | 20           | 8             |  |
| \$40 to \$49.....  | 2     | 11     | 13     | ...           | 1     | 11    | 32            | 25     | 14    | 4     | 3     | 3      | 3      | 1            | ...    | 6            | 4             |  |
| \$50 to \$59.....  | 2     | 10     | 6      | ...           | 2     | 3     | 19            | 13     | 8     | ...   | 2     | 1      | 1      | ...          | 1      | 2            | ...           |  |
| \$60 to \$74.....  | 1     | 1      | 1      | ...           | ...   | 1     | 23            | 5      | 1     | ...   | ...   | 1      | ...    | ...          | ...    | 1            | 1             |  |
| \$75 to \$99.....  | ...   | ...    | ...    | ...           | ...   | ...   | 25            | ...    | ...   | ...   | ...   | ...    | ...    | ...          | ...    | ...          | ...           |  |
| \$100 or more.....   | 7     | ...    | 1      | 2             | ...   | ...   | 2             | ...    | ...   | ...   | ...   | ...    | ...    | ...          | ...    | ...          | ...           |  |
| Rent free or not reported.....   | 9     | 8      | 4      | ...           | ...   | ...   | 18            | 15     | 23    | ...   | ...   | ...    | ...    | ...          | ...    | 22           | ...           |  |
| Median rent..... dollars.....  | ...   | 27.43  | ...    | ...           | ...   | ...   | 46.06         | ...    | ...   | ...   | ...   | ...    | ...    | ...          | ...    | ...          | ...           |  |
| <b>GROSS MONTHLY RENT</b>  |       |        |        |               |       |       |               |        |       |       |       |        |        |              |        |              |               |  |
| Renter-occupied dwelling units.....  | 1,086 | 3,928  | 1,919  | 615           | 390   | 419   | 4,913         | 2,744  | 2,087 | 464   | 788   | 503    | 375    | 644          | 1,384  | 1,692        | 850           |  |
| Less than \$10.....  | 23    | 185    | 28     | 22            | 1     | 3     | 56            | 41     | 64    | 2     | 13    | 13     | 2      | 37           | 63     | 20           | 9             |  |
| \$10 to \$14.....  | 71    | 319    | 65     | 52            | 15    | 13    | 102           | 122    | 195   | 14    | 67    | 17     | 10     | 57           | 142    | 83           | 58            |  |
| \$15 to \$19.....  | 139   | 368    | 110    | 47            | 42    | 27    | 161           | 165    | 256   | 30    | 82    | 37     | 26     | 71           | 181    | 118          | 73            |  |
| \$20 to \$24.....  | 154   | 428    | 165    | 34            | 35    | 35    | 341           | 193    | 306   | 31    | 90    | 50     | 28     | 86           | 188    | 164          | 81            |  |
| \$25 to \$29.....  | 109   | 368    | 178    | 26            | 28    | 30    | 388           | 211    | 248   | 44    | 80    | 56     | 34     | 34           | 132    | 134          | 82            |  |
| \$30 to \$34.....  | 108   | 380    | 241    | 26            | 28    | 30    | 528           | 199    | 216   | 50    | 73    | 47     | 26     | 33           | 114    | 152          | 59            |  |
| \$35 to \$39.....  | 85    | 310    | 179    | 17            | 30    | 33    | 529           | 182    | 215   | 40    | 66    | 62     | 39     | 15           | 67     | 131          | 51            |  |
| \$40 to \$49.....  | 120   | 364    | 312    | 35            | 31    | 71    | 813           | 404    | 333   | 59    | 90    | 54     | 44     | 29           | 101    | 215          | 75            |  |
| \$50 to \$59.....  | 65    | 151    | 184    | 14            | 20    | 47    | 545           | 290    | 162   | 38    | 47    | 34     | 42     | 13           | 25     | 118          | 30            |  |
| \$60 to \$74.....  | 29    | 97     | 131    | 5             | 6     | 20    | 446           | 275    | 98    | 17    | 10    | 11     | 23     | 4            | 11     | 76           | 11            |  |
| \$75 to \$99.....  | 4     | 22     | 35     | 1             | 2     | 6     | 347           | 90     | 20    | ...   | ...   | 3      | ...    | ...          | 5      | 3            | 3             |  |
| \$100 or more.....   | ...   | 2      | 3      | 1             | ...   | 1     | 35            | 10     | 3     | ...   | ...   | 1      | ...    | ...          | 2      | 3            | 1             |  |
| Rent free or not reported.....   | 179   | 934    | 288    | 335           | 152   | 103   | 622           | 562    | 771   | 138   | 170   | 118    | 95     | 263          | 353    | 471          | 117           |  |
| Median rent..... dollars.....  | 27.55 | 27.18  | 35.30  | 22.29         | 29.14 | 37.53 | 40.00         | 38.90  | 29.28 | 33.70 | 28.06 | 31.57  | 36.29  | 20.98        | 22.94  | 32.51        | 27.27         |  |
| <b>VALUE OF ONE-DWELLING-UNIT STRUCTURES</b>                                 |       |        |        |               |       |       |               |        |       |       |       |        |        |              |        |              |               |  |
| Owner-occupied dwelling units <sup>1</sup> .....                             | 1,464 | 5,846  | 2,410  | 853           | 834   | 771   | 7,693         | 2,998  | 4,018 | 1,155 | 1,296 | 673    | 663    | 1,013        | 2,338  | 2,484        | 1,240         |  |
| Less than \$3,000.....   | 369   | 2,101  | 341    | 181           | 160   | 79    | 497           | 698    | 712   | 215   | 238   | 114    | 72     | 432          | 789    | 416          | 390           |  |
| \$3,000 to \$3,999.....  | 282   | 775    | 274    | 81            | 152   | 99    | 493           | 348    | 446   | 182   | 160   | 97     | 86     | 123          | 294    | 257          | 173           |  |
| \$4,000 to \$4,999.....  | 230   | 756    | 270    | 75            | 129   | 114   | 617           | 314    | 443   | 187   | 195   | 77     | 84     | 92           | 245    | 302          | 166           |  |
| \$5,000 to \$5,999.....  | 153   | 548    | 281    | 64            | 93    | 101   | 669           | 251    | 376   | 121   | 167   | 91     | 95     | 79           | 273    | 226          | 122           |  |
| \$6,000 to \$6,999.....  | 112   | 501    | 220    | 51            | 52    | 89    | 744           | 284    | 383   | 99    | 142   | 84     | 80     | 54           | 225    | 241          | 84            |  |
| \$7,000 to \$7,999.....  | 147   | 458    | 397    | 29            | 55    | 100   | 1,423         | 391    | 594   | 119   | 164   | 126    | 92     | 47           | 179    | 383          | 85            |  |
| \$8,000 to \$8,999.....  | 69    | 265    | 316    | 20            | 25    | 82    | 1,592         | 254    | 357   | 45    | 70    | 33     | 48     | 21           | 110    | 201          | 22            |  |
| \$9,000 to \$9,999.....  | 52    | 153    | 171    | 11            | 10    | 49    | 819           | 156    | 222   | 42    | 39    | 11     | 36     | 8            | 66     | 126          | 21            |  |
| \$10,000 to \$10,999.....  | 6     | 30     | 42     | 4             | 5     | 11    | 236           | 43     | 53    | 11    | 4     | 2      | 15     | ...          | 7      | 27           | 7             |  |
| \$11,000 to \$11,999.....  | 3     | 24     | 25     | 3             | 1     | 9     | 135           | 26     | 46    | 2     | 8     | 2      | 7      | 4            | 2      | 20           | 1             |  |
| \$12,000 to \$12,999.....  | 3     | 24     | 25     | 3             | 1     | 9     | 135           | 26     | 46    | 2     | 8     | 2      | 7      | 4            | 2      | 20           | 1             |  |
| \$13,000 to \$13,999.....  | 131   | 235    | 123    | 334           | 152   | 38    | 468           | 233    | 386   | 132   | 109   | 36     | 48     | 153          | 148    | 285          | 169           |  |
| Median value..... dollars.....   | 3,384 | 2,899  | 5,075  | 2,919         | 3,175 | 4,688 | 6,574         | 4,040  | 4,522 | 3,562 | 3,953 | 4,285  | 4,639  | 1,941        | 2,999  | 4,501        | 2,791         |  |
| <b>Vacant nonseasonal not dilapidated dwelling units, for sale only.....</b> |       |        |        |               |       |       |               |        |       |       |       |        |        |              |        |              |               |  |
| Less than \$3,000.....   | 9     | 42     | 18     | 5             | 3     | 5     | 122           | 21     | 54    | 10    | 4     | 5      | 3      | 3            | 11     | 8            | 1             |  |
| \$3,000 to \$3,999.....  | ...   | 17     | 3      | 1             | 1     | 1     | 8             | 4      | 13    | 8     | ...   | 1      | 1      | 1            | 1      | 1            | ...           |  |
| \$4,000 to \$4,999.....  | 1     | 2      | 1      | 1             | ...   | 2     | 3             | 3      | 2     | 2     | 1     | ...    | ...    | ...          | ...    | 1            | ...           |  |
| \$5,000 to \$5,999.....  | 1     | 7      | 1      | 1             | ...   | 1     | 3             | ...    | 3     | ...   | ...   | ...    | ...    | ...          | 1      | 1            | ...           |  |
| \$6,000 to \$6,999.....  | 4     | 9      | 2      | 1             | 2     | 1     | 13            | 2      | 20    | ...   | 3     | 3      | 2      | 2            | 7      | 2            | ...           |  |
| \$7,000 to \$7,999.....  | 1     | 5      | 6      | 1             | ...   | ...   | 46            | 6      | 8     | ...   | ...   | ...    | ...    | ...          | 1      | 2            | ...           |  |
| \$8,000 to \$8,999.....  | ...   | 1      | ...    | ...           | ...   | ...   | 8             | 1      | 1     | ...   | ...   | ...    | ...    | ...          | 1      | ...          | ...           |  |
| \$9,000 to \$9,999.....  | ...   | ...    | ...    | ...           | ...   | ...   | 2             | ...    | 1     | ...   | ...   | ...    | ...    | ...          | ...    | ...          | ...           |  |
| \$10,000 to \$10,999.....  | ...   | ...    | ...    | ...           | ...   | ...   | 39            | 5      | 6     | ...   | ...   | ...    | ...    | ...          | ...    | 1            | ...           |  |
| Median value..... dollars.....   | ...   | ...    | ...    | ...           | ...   | ...   | 8,238         | ...    | ...   | ...   | ...   | ...    | ...    | ...          | ...    | ...          | ...           |  |
| <b>MORTGAGE STATUS</b>   |       |        |        |               |       |       |               |        |       |       |       |        |        |              |        |              |               |  |
| Owner-occupied dwelling units <sup>1</sup> .....                             | 1,604 | 6,192  | 2,621  | 914           | 866   | 808   | 8,455         | 3,211  | 4,300 | 1,196 | 1,375 | 778    | 697    | 1,064        | 2,476  | 2,756        | 1,302         |  |
| Mortgaged.....   | 252   | 1,217  | 900    | 86            | 117   | 106   | 3,574         | 829    | 1,277 | 208   | 313   | 185    | 69     | 136          | 684    | 868          | 151           |  |
| Not mortgaged.....   | 1,214 | 4,724  | 1,592  | 481           | 591   | 652   | 4,365         | 2,041  | 2,615 | 854   | 954   | 557    | 578    | 765          | 1,631  | 1,590        | 943           |  |
| Not reported.....  | 138   | 251    | 129    | 347           | 158   | 50    | 516           | 341    | 408   | 134   | 108   | 36     | 50     | 163          | 161    | 298          | 208           |  |

<sup>1</sup> Restricted to 1-dwelling-unit properties.

<sup>2</sup> Restricted to units in 1- to 4-dwelling-unit structures without business.

Table 28.—FINANCIAL CHARACTERISTICS OF URBAN AND RURAL-NONFARM DWELLING UNITS, FOR COUNTIES: 1950—Con.

(Median not shown where base is less than 100)

| Subject  | Johnston | Key    | Kingfisher | Kiowa | Latimer | LeFlore | Lincoln | Logan | Love  | McClain | Mc-Curtain | Mc-Intosh | Major | Marshall | Mayes | Murray | Muskogee |
|--|----------|--------|------------|-------|---------|---------|---------|-------|-------|---------|------------|-----------|-------|----------|-------|--------|----------|
| Total dwelling units.....  | 1,891    | 14,178 | 2,444      | 4,025 | 1,494   | 7,572   | 4,184   | 5,249 | 1,042 | 2,577   | 5,240      | 2,668     | 1,414 | 1,982    | 3,903 | 2,831  | 17,131   |
| <b>CONTRACT MONTHLY RENT</b>   |          |        |            |       |         |         |         |       |       |         |            |           |       |          |       |        |          |
| Renter-occupied dwelling units.....  | 685      | 5,125  | 727        | 1,503 | 516     | 2,859   | 1,379   | 1,875 | 405   | 995     | 2,275      | 998       | 448   | 664      | 1,230 | 1,140  | 6,215    |
| Less than \$10.....  | 81       | 77     | 56         | 71    | 79      | 429     | 130     | 105   | 53    | 83      | 735        | 135       | 10    | 64       | 67    | 45     | 478      |
| \$10 to \$14.....  | 119      | 200    | 64         | 128   | 53      | 437     | 129     | 182   | 37    | 122     | 354        | 163       | 18    | 88       | 122   | 138    | 562      |
| \$15 to \$19.....  | 80       | 288    | 55         | 144   | 45      | 338     | 130     | 197   | 26    | 116     | 187        | 136       | 24    | 69       | 134   | 105    | 496      |
| \$20 to \$24.....  | 81       | 455    | 68         | 146   | 33      | 257     | 124     | 157   | 26    | 76      | 124        | 81        | 27    | 41       | 129   | 134    | 521      |
| \$25 to \$29.....  | 38       | 524    | 66         | 157   | 45      | 186     | 138     | 195   | 30    | 85      | 86         | 69        | 24    | 27       | 105   | 102    | 608      |
| \$30 to \$34.....  | 30       | 595    | 47         | 137   | 34      | 141     | 114     | 177   | 28    | 63      | 44         | 54        | 22    | 29       | 113   | 74     | 570      |
| \$35 to \$39.....  | 16       | 633    | 65         | 176   | 19      | 101     | 138     | 207   | 26    | 76      | 40         | 34        | 31    | 47       | 118   | 111    | 528      |
| \$40 to \$49.....  | 13       | 925    | 113        | 183   | 17      | 80      | 140     | 196   | 30    | 106     | 49         | 21        | 70    | 46       | 116   | 122    | 814      |
| \$50 to \$59.....  | 9        | 472    | 33         | 75    | 3       | 13      | 29      | 93    | 8     | 39      | 17         | 15        | 56    | 25       | 32    | 64     | 548      |
| \$60 to \$74.....  | 3        | 228    | 5          | 21    | 2       | 2       | 1       | 19    | 2     | 18      | 6          | 2         | 10    | 9        | 6     | 5      | 195      |
| \$75 to \$99.....  | 2        | 112    | ...        | 3     | ...     | 2       | ...     | 5     | ...   | 6       | 2          | ...       | 1     | 2        | 4     | 3      | 45       |
| \$100 or more.....   | 1        | 19     | 1          | 2     | 2       | 4       | 2       | 1     | 4     | 20      | 3          | ...       | ...   | ...      | 2     | 1      | 13       |
| Rent free.....   | 152      | 433    | 115        | 194   | 124     | 502     | 168     | 178   | 81    | 97      | 444        | 181       | 60    | 159      | 151   | 160    | 570      |
| Not reported.....  | 60       | 164    | 39         | 66    | 60      | 367     | 136     | 163   | 57    | 104     | 167        | 104       | 95    | 58       | 131   | 76     | 267      |
| Median rent..... dollars.....  | 16.78    | 35.49  | 27.80      | 28.72 | 18.28   | 16.41   | 25.39   | 27.73 | 22.87 | 24.50   | 10.87      | 16.65     | 37.97 | 19.80    | 25.55 | 25.97  | 29.71    |
| <b>Vacant nonseasonal not dilapidated dwelling units, for rent.....</b>      |          |        |            |       |         |         |         |       |       |         |            |           |       |          |       |        |          |
| Less than \$10.....  | ...      | ...    | 3          | 3     | 2       | 13      | 2       | 1     | 3     | 3       | 23         | 3         | 2     | 7        | 7     | ...    | 5        |
| \$10 to \$14.....  | 4        | 9      | 14         | 11    | 2       | 28      | 14      | 15    | 3     | 5       | 10         | 4         | 1     | 6        | 29    | 8      | 44       |
| \$20 to \$29.....  | 2        | 55     | 20         | 22    | 12      | 19      | 38      | 16    | 2     | 5       | 1          | 15        | 2     | 11       | 14    | 3      | 100      |
| \$30 to \$39.....  | ...      | 76     | 18         | 12    | 5       | 7       | 29      | 17    | 7     | 9       | ...        | 7         | 1     | 12       | 11    | 10     | 72       |
| \$40 to \$49.....  | 3        | 59     | 11         | 6     | 1       | 5       | 10      | 10    | 2     | 3       | ...        | 2         | 1     | 17       | 4     | 8      | 49       |
| \$50 to \$59.....  | ...      | 20     | 5          | 3     | ...     | ...     | 1       | 7     | 3     | 3       | 6          | ...       | 2     | 1        | ...   | 1      | 22       |
| \$60 to \$74.....  | 1        | 17     | ...        | ...   | ...     | ...     | ...     | 2     | ...   | 1       | ...        | ...       | 1     | ...      | 1     | 2      | 15       |
| \$75 to \$99.....  | ...      | 5      | ...        | ...   | ...     | ...     | ...     | ...   | ...   | ...     | ...        | ...       | ...   | ...      | 6     | ...    | 4        |
| \$100 or more.....   | ...      | 2      | ...        | ...   | ...     | ...     | ...     | ...   | ...   | ...     | ...        | ...       | ...   | 7        | 6     | ...    | 4        |
| Rent free or not reported.....   | ...      | 25     | 2          | 7     | ...     | 15      | 10      | 27    | ...   | 14      | 3          | ...       | ...   | ...      | 4     | 5      | 37       |
| Median rent..... dollars.....  | ...      | 37.30  | ...        | ...   | ...     | ...     | 27.98   | ...   | ...   | ...     | ...        | ...       | ...   | ...      | ...   | ...    | 30.59    |
| <b>GROSS MONTHLY RENT</b>  |          |        |            |       |         |         |         |       |       |         |            |           |       |          |       |        |          |
| Renter-occupied dwelling units.....  | 685      | 5,125  | 727        | 1,503 | 516     | 2,859   | 1,379   | 1,875 | 405   | 995     | 2,275      | 998       | 448   | 664      | 1,230 | 1,140  | 6,215    |
| Less than \$10.....  | 32       | 36     | 26         | 17    | 37      | 229     | 47      | 50    | 21    | 18      | 196        | 50        | 4     | 28       | 33    | 16     | 166      |
| \$10 to \$14.....  | 66       | 127    | 47         | 66    | 53      | 301     | 103     | 95    | 49    | 52      | 345        | 92        | 9     | 51       | 64    | 65     | 420      |
| \$15 to \$19.....  | 66       | 287    | 54         | 125   | 70      | 341     | 121     | 162   | 41    | 94      | 372        | 148       | 11    | 66       | 107   | 81     | 544      |
| \$20 to \$24.....  | 105      | 362    | 52         | 130   | 53      | 335     | 132     | 237   | 28    | 98      | 213        | 139       | 23    | 65       | 110   | 90     | 663      |
| \$25 to \$29.....  | 55       | 436    | 60         | 165   | 32      | 229     | 143     | 187   | 30    | 105     | 151        | 79        | 15    | 50       | 107   | 109    | 598      |
| \$30 to \$34.....  | 40       | 552    | 57         | 146   | 16      | 168     | 129     | 191   | 30    | 80      | 89         | 57        | 34    | 40       | 117   | 109    | 634      |
| \$35 to \$39.....  | 29       | 555    | 54         | 163   | 16      | 117     | 116     | 163   | 15    | 80      | 69         | 51        | 31    | 28       | 105   | 75     | 505      |
| \$40 to \$49.....  | 33       | 938    | 96         | 221   | 14      | 154     | 165     | 227   | 32    | 112     | 82         | 46        | 56    | 64       | 186   | 133    | 826      |
| \$50 to \$59.....  | 11       | 546    | 81         | 108   | 13      | 45      | 83      | 102   | 12    | 69      | 48         | 19        | 58    | 27       | 86    | 75     | 479      |
| \$60 to \$74.....  | 8        | 432    | 39         | 56    | 3       | 11      | 24      | 58    | 4     | 42      | 20         | 8         | 38    | 17       | 32    | 34     | 331      |
| \$75 to \$99.....  | 4        | 168    | 4          | 8     | ...     | 1       | 1       | 14    | 1     | 9       | 6          | 1         | 3     | 6        | 7     | 5      | 113      |
| \$100 or more.....   | 2        | 43     | 1          | 3     | 2       | 4       | 2       | ...   | 1     | 5       | 20         | 3         | ...   | ...      | 4     | ...    | 13       |
| Rent free or not reported.....   | 234      | 643    | 156        | 295   | 207     | 924     | 313     | 389   | 141   | 231     | 664        | 305       | 166   | 222      | 272   | 348    | 923      |
| Median rent..... dollars.....  | 22.43    | 38.47  | 33.58      | 32.96 | 19.11   | 20.94   | 29.05   | 29.81 | 23.25 | 30.44   | 18.06      | 21.53     | 42.00 | 25.60    | 31.98 | 31.11  | 31.51    |
| <b>VALUE OF ONE-DWELLING-UNIT STRUCTURES</b>                                 |          |        |            |       |         |         |         |       |       |         |            |           |       |          |       |        |          |
| Owner-occupied dwelling units <sup>1</sup> .....                             | 912      | 7,146  | 1,256      | 2,144 | 768     | 3,859   | 2,270   | 2,701 | 496   | 1,296   | 2,364      | 1,278     | 820   | 983      | 1,816 | 1,278  | 8,869    |
| Less than \$2,000.....   | 459      | 623    | 202        | 531   | 323     | 1,601   | 611     | 666   | 116   | 286     | 1,108      | 535       | 107   | 323      | 517   | 288    | 2,085    |
| \$2,000 to \$3,000.....  | 127      | 439    | 145        | 299   | 117     | 628     | 368     | 341   | 49    | 169     | 235        | 123       | 55    | 149      | 262   | 198    | 916      |
| \$3,000 to \$4,000.....  | 100      | 640    | 171        | 294   | 102     | 431     | 337     | 346   | 54    | 185     | 203        | 135       | 92    | 116      | 205   | 191    | 874      |
| \$4,000 to \$5,000.....  | 45       | 683    | 125        | 230   | 52      | 223     | 256     | 296   | 39    | 125     | 125        | 115       | 106   | 68       | 221   | 134    | 760      |
| \$5,000 to \$6,000.....  | 42       | 721    | 121        | 204   | 27      | 128     | 176     | 218   | 36    | 113     | 141        | 97        | 72    | 63       | 212   | 121    | 896      |
| \$6,000 to \$7,000.....  | 25       | 1,308  | 169        | 212   | 23      | 121     | 161     | 246   | 45    | 120     | 120        | 85        | 94    | 73       | 107   | 101    | 1,425    |
| \$7,500 to \$9,000.....  | 14       | 1,334  | 135        | 133   | 9       | 56      | 92      | 149   | 22    | 76      | 44         | 42        | 67    | 33       | 71    | 62     | 810      |
| \$10,000 to \$14,000.....  | 11       | 754    | 95         | 95    | 7       | 42      | 48      | 116   | 16    | 71      | 33         | 26        | 52    | 21       | 41    | 35     | 443      |
| \$15,000 to \$20,000.....  | 2        | 224    | 22         | 24    | 2       | 6       | 13      | 24    | 4     | 16      | 4          | 3         | 15    | 2        | 12    | 16     | 119      |
| \$20,000 or more.....  | 2        | 176    | 11         | 21    | 1       | 4       | 10      | 39    | 4     | 16      | 5          | 4         | 11    | 4        | 12    | ...    | 105      |
| Not reported.....  | 85       | 244    | 60         | 101   | 105     | 619     | 198     | 260   | 111   | 119     | 346        | 113       | 149   | 131      | 156   | 132    | 366      |
| Median value..... dollars.....   | 1,752    | 6,346  | 4,590      | 3,601 | 2,023   | 1,980   | 3,119   | 3,567 | 3,459 | 3,672   | 1,771      | 2,336     | 4,719 | 2,641    | 3,199 | 3,405  | 4,445    |
| <b>Vacant nonseasonal not dilapidated dwelling units, for sale only.....</b> |          |        |            |       |         |         |         |       |       |         |            |           |       |          |       |        |          |
| Less than \$3,000.....   | 2        | 6      | ...        | 1     | 7       | 7       | 13      | ...   | ...   | 4       | ...        | 3         | ...   | 5        | 4     | 1      | 16       |
| \$3,000 to \$4,000.....  | ...      | 3      | 1          | 1     | 1       | 6       | 1       | ...   | ...   | 2       | ...        | 1         | ...   | ...      | 1     | ...    | 4        |
| \$4,000 to \$5,000.....  | ...      | 7      | ...        | ...   | ...     | ...     | 13      | 1     | ...   | 1       | ...        | ...       | ...   | 1        | 4     | 2      | 6        |
| \$5,000 to \$7,000.....  | 1        | 50     | 1          | 1     | ...     | 3       | 2       | 1     | ...   | 2       | ...        | 1         | ...   | ...      | 4     | 2      | 64       |
| \$7,500 to \$9,000.....  | 1        | 32     | 1          | 4     | ...     | 1       | 1       | ...   | ...   | ...     | ...        | ...       | ...   | ...      | 1     | 1      | 10       |
| \$10,000 to \$14,000.....  | 1        | 8      | 2          | 1     | ...     | ...     | ...     | ...   | ...   | ...     | ...        | ...       | ...   | ...      | 1     | ...    | 2        |
| \$15,000 or more.....  | ...      | 10     | ...        | ...   | ...     | ...     | ...     | ...   | ...   | ...     | ...        | ...       | ...   | 1        | ...   | ...    | 3        |
| Not reported.....  | ...      | 6      | ...        | 1     | ...     | 4       | 1       | 4     | ...   | 3       | ...        | ...       | ...   | ...      | 6     | 1      | 18       |
| Median value..... dollars.....   | ...      | 7,189  | ...        | ...   | ...     | ...     | ...     | ...   | ...   | ...     | ...        | ...       | ...   | ...      | ...   | ...    | 6,389    |
| <b>MORTGAGE STATUS</b>   |          |        |            |       |         |         |         |       |       |         |            |           |       |          |       |        |          |
| Owner-occupied dwelling units <sup>2</sup> .....                             | 971      | 7,924  | 1,333      | 2,277 | 808     | 4,022   | 2,416   | 2,844 | 534   | 1,361   | 2,430      | 1,379     | 850   | 1,025    | 1,898 | 1,413  | 9,580    |
| Mortgaged.....   | 78       | 3,235  | 276        | 438   | 111     | 533     | 433     | 607   | 61    | 306     | 301        | 211       | 166   | 193      | 464   | 253    | 3,475    |
| Not mortgaged.....   | 796      | 4,441  | 995        | 1,741 | 592     | 2,842   | 1,771   | 1,970 | 362   | 925     | 1,762      | 1,036     | 536   | 727      | 1,264 | 1,018  | 5,687    |
| Not reported.....  | 97       | 248    | 62         | 98    | 105     | 647     | 212     | 267   | 111   | 130     | 367        | 132       | 148   | 105      | 142   | 142    | 418      |

<sup>1</sup> Restricted to 1-dwelling-unit properties.

<sup>2</sup> Restricted to units in 1- to 4-dwelling-unit structures without business.

HOUSING—GENERAL CHARACTERISTICS

Table 28.—FINANCIAL CHARACTERISTICS OF URBAN AND RURAL-NONFARM DWELLING UNITS, FOR COUNTIES: 1950—Con.

[Median not shown where base is less than 100]

| Subject  | Noble | Nowata | Oklfuskee | Oklahoma | Oklmulgee | Osage | Ottawa | Pawnee | Payne  | Fittsburg | Pontotoc | Pottawatomie | Pushmataha |
|--|-------|--------|-----------|----------|-----------|-------|--------|--------|--------|-----------|----------|--------------|------------|
| Total dwelling units.....  | 2,737 | 2,877  | 3,291     | 105,112  | 11,687    | 8,730 | 9,166  | 2,712  | 11,475 | 9,880     | 7,736    | 11,300       | 1,963      |
| <b>CONTRACT MONTHLY RENT</b>   |       |        |           |          |           |       |        |        |        |           |          |              |            |
| Renter-occupied dwelling units.....  | 1,030 | 1,170  | 1,169     | 41,325   | 4,126     | 3,886 | 2,687  | 890    | 5,583  | 3,234     | 3,239    | 3,960        | 816        |
| Less than \$10.....  | 55    | 129    | 137       | 633      | 350       | 430   | 148    | 90     | 94     | 252       | 163      | 163          | 159        |
| \$10 to \$14.....  | 66    | 115    | 110       | 1,235    | 341       | 395   | 313    | 111    | 202    | 472       | 314      | 259          | 98         |
| \$15 to \$19.....  | 63    | 104    | 114       | 1,904    | 370       | 340   | 295    | 87     | 243    | 305       | 266      | 287          | 94         |
| \$20 to \$24.....  | 75    | 87     | 109       | 3,095    | 396       | 329   | 361    | 84     | 338    | 369       | 271      | 423          | 61         |
| \$25 to \$29.....  | 115   | 76     | 96        | 3,636    | 434       | 357   | 273    | 84     | 446    | 333       | 327      | 430          | 54         |
| \$30 to \$34.....  | 65    | 78     | 76        | 4,554    | 408       | 254   | 251    | 79     | 716    | 372       | 379      | 436          | 38         |
| \$35 to \$39.....  | 111   | 72     | 62        | 4,753    | 367       | 194   | 190    | 57     | 518    | 280       | 350      | 392          | 20         |
| \$40 to \$49.....  | 162   | 102    | 56        | 6,874    | 477       | 175   | 240    | 69     | 1,494  | 222       | 359      | 448          | 21         |
| \$50 to \$59.....  | 79    | 45     | 12        | 4,913    | 241       | 85    | 104    | 17     | 582    | 61        | 178      | 210          | 4          |
| \$60 to \$74.....  | 19    | 13     | 1         | 3,999    | 87        | 73    | 23     | 5      | 308    | 30        | 36       | 65           | 1          |
| \$75 to \$99.....  | 1     | 2      | 1         | 1,894    | 12        | 411   | 7      | 2      | 120    | 5         | 10       | 23           | ...        |
| \$100 or more.....   | 1     | 2      | ...       | 373      | 6         | 1     | 2      | 1      | 4      | 6         | 8        | 4            | ...        |
| Rent free.....   | 116   | 144    | 270       | 2,279    | 498       | 585   | 340    | 91     | 329    | 384       | 406      | 447          | 194        |
| Not reported.....  | 102   | 201    | 125       | 1,183    | 139       | 257   | 140    | 113    | 189    | 143       | 172      | 373          | 72         |
| Median rent..... dollars.....  | 31.96 | 23.21  | 20.69     | 38.58    | 27.81     | 24.89 | 24.31  | 22.77  | 39.26  | 23.90     | 29.34    | 29.59        | 15.46      |
| <b>Vacant nonseasonal not dilapidated dwelling units, for rent.....</b>      |       |        |           |          |           |       |        |        |        |           |          |              |            |
| Less than \$10.....  | 45    | 28     | 36        | 1,583    | 150       | 181   | 237    | 21     | 198    | 301       | 136      | 196          | 48         |
| \$10 to \$14.....  | 1     | 3      | 4         | 10       | 6         | 3     | 7      | ...    | 1      | 14        | 3        | 4            | 8          |
| \$15 to \$19.....  | 9     | 9      | 9         | 60       | 19        | 34    | 34     | 7      | 5      | 47        | 10       | 26           | 9          |
| \$20 to \$24.....  | 5     | 5      | 12        | 205      | 23        | 32    | 73     | 3      | 35     | 82        | 35       | 47           | 7          |
| \$25 to \$29.....  | 14    | 2      | 7         | 275      | 32        | 21    | 45     | 4      | 34     | 113       | 48       | 49           | 3          |
| \$30 to \$34.....  | 6     | ...    | 3         | 215      | 30        | 19    | 46     | 1      | 55     | 7         | 15       | 27           | 6          |
| \$35 to \$39.....  | 4     | 3      | ...       | 241      | 15        | 6     | 9      | ...    | 18     | 7         | 5        | 14           | ...        |
| \$40 to \$49.....  | 1     | 2      | ...       | 166      | 2         | 5     | 2      | ...    | 26     | 2         | 1        | 4            | 5          |
| \$50 to \$59.....  | ...   | ...    | ...       | 106      | ...       | 46    | ...    | ...    | 10     | 7         | ...      | 1            | ...        |
| \$60 to \$74.....  | ...   | ...    | 1         | 33       | 1         | ...   | 5      | ...    | 2      | 2         | 1        | 2            | 7          |
| \$75 to \$99.....  | 5     | 4      | ...       | 272      | 22        | 15    | 16     | 6      | 12     | 20        | 18       | 22           | 3          |
| Not reported.....  | ...   | ...    | ...       | 44.41    | 33.14     | 36.00 | 28.94  | ...    | 42.77  | 29.20     | 31.46    | 31.77        | ...        |
| Median rent..... dollars.....  | ...   | ...    | ...       | 44.41    | 33.14     | 36.00 | 28.94  | ...    | 42.77  | 29.20     | 31.46    | 31.77        | ...        |
| <b>GROSS MONTHLY RENT</b>  |       |        |           |          |           |       |        |        |        |           |          |              |            |
| Renter-occupied dwelling units.....  | 1,030 | 1,170  | 1,169     | 41,325   | 4,126     | 3,886 | 2,687  | 890    | 5,583  | 3,234     | 3,239    | 3,960        | 816        |
| Less than \$10.....  | 25    | 56     | 60        | 426      | 127       | 181   | 133    | 26     | 61     | 121       | 69       | 87           | 61         |
| \$10 to \$14.....  | 41    | 93     | 109       | 1,172    | 215       | 260   | 228    | 56     | 121    | 323       | 203      | 199          | 72         |
| \$15 to \$19.....  | 52    | 110    | 117       | 1,795    | 314       | 345   | 301    | 85     | 281    | 416       | 287      | 319          | 79         |
| \$20 to \$24.....  | 71    | 101    | 117       | 2,891    | 434       | 290   | 315    | 86     | 522    | 422       | 344      | 372          | 82         |
| \$25 to \$29.....  | 82    | 100    | 105       | 3,558    | 399       | 321   | 277    | 73     | 538    | 353       | 336      | 426          | 73         |
| \$30 to \$34.....  | 80    | 74     | 88        | 4,537    | 421       | 319   | 276    | 76     | 587    | 338       | 367      | 469          | 53         |
| \$35 to \$39.....  | 106   | 72     | 61        | 3,979    | 316       | 263   | 190    | 61     | 515    | 300       | 280      | 373          | 34         |
| \$40 to \$49.....  | 184   | 98     | 70        | 6,931    | 584       | 313   | 228    | 93     | 1,241  | 229       | 381      | 440          | 39         |
| \$50 to \$59.....  | 90    | 54     | 27        | 4,698    | 341       | 146   | 137    | 43     | 539    | 100       | 216      | 223          | 23         |
| \$60 to \$74.....  | 53    | 27     | 2         | 4,124    | 204       | 92    | 98     | 16     | 366    | 48        | 85       | 147          | 10         |
| \$75 to \$99.....  | 8     | 5      | 2         | 2,232    | 49        | 465   | 12     | 1      | 177    | 14        | 22       | 44           | 1          |
| \$100 or more.....   | ...   | 3      | ...       | 429      | 8         | 5     | 2      | 1      | 5      | 6         | 9        | 4            | ...        |
| Rent free or not reported.....   | 238   | 377    | 411       | 4,553    | 714       | 886   | 560    | 273    | 630    | 964       | 640      | 864          | 289        |
| Median rent..... dollars.....  | 36.62 | 26.33  | 23.47     | 39.54    | 32.08     | 31.11 | 26.06  | 28.30  | 38.06  | 25.25     | 30.32    | 31.14        | 22.64      |
| <b>VALUE OF ONE-DWELLING-UNIT STRUCTURES</b>                                 |       |        |           |          |           |       |        |        |        |           |          |              |            |
| Owner-occupied dwelling units <sup>1</sup> .....                             | 1,355 | 1,437  | 1,505     | 49,212   | 6,268     | 3,595 | 5,066  | 1,533  | 4,588  | 5,195     | 3,536    | 5,752        | 845        |
| Less than \$2,000.....   | 293   | 392    | 692       | 2,397    | 2,214     | 1,349 | 1,934  | 451    | 491    | 2,033     | 839      | 941          | 384        |
| \$2,000 to \$2,999.....  | 137   | 166    | 176       | 1,755    | 849       | 522   | 506    | 230    | 389    | 705       | 366      | 639          | 100        |
| \$3,000 to \$3,999.....  | 187   | 153    | 170       | 2,489    | 797       | 449   | 526    | 217    | 478    | 605       | 353      | 646          | 57         |
| \$4,000 to \$4,999.....  | 141   | 131    | 93        | 2,999    | 641       | 256   | 407    | 153    | 435    | 354       | 287      | 629          | 36         |
| \$5,000 to \$5,999.....  | 145   | 100    | 73        | 3,795    | 474       | 244   | 311    | 95     | 413    | 317       | 323      | 650          | 28         |
| \$6,000 to \$7,499.....  | 176   | 104    | 90        | 9,608    | 566       | 228   | 591    | 94     | 546    | 400       | 405      | 781          | 31         |
| \$7,500 to \$9,999.....  | 97    | 49     | 39        | 11,727   | 290       | 160   | 282    | 64     | 636    | 310       | 313      | 496          | 17         |
| \$10,000 to \$14,999.....  | 48    | 52     | 27        | 7,904    | 163       | 104   | 169    | 53     | 494    | 166       | 219      | 276          | 20         |
| \$15,000 to \$19,999.....  | 11    | 4      | 4         | 2,343    | 33        | 31    | 37     | 2      | 189    | 37        | 70       | 90           | 2          |
| \$20,000 or more.....  | 4     | 9      | 6         | 1,877    | 32        | 18    | 51     | 7      | 114    | 23        | 78       | 57           | 2          |
| Not reported.....  | 140   | 243    | 129       | 2,318    | 209       | 234   | 232    | 167    | 403    | 245       | 283      | 517          | 168        |
| Median value..... dollars.....   | 4,053 | 3,159  | 1,938     | 7,536    | 2,911     | 2,585 | 2,905  | 2,959  | 5,675  | 2,577     | 4,189    | 4,572        | 1,713      |
| <b>Vacant nonseasonal not dilapidated dwelling units, for sale only.....</b> |       |        |           |          |           |       |        |        |        |           |          |              |            |
| Less than \$3,000.....   | 5     | 2      | 15        | 1,676    | 81        | 40    | 83     | 3      | 72     | 27        | 65       | 94           | 7          |
| \$3,000 to \$3,999.....  | 1     | ...    | 6         | 18       | 11        | 14    | 18     | 2      | 6      | 14        | 9        | 17           | 6          |
| \$4,000 to \$4,999.....  | 1     | ...    | 2         | 14       | 5         | 1     | 8      | 1      | 4      | 5         | 3        | 6            | ...        |
| \$5,000 to \$7,499.....  | ...   | ...    | 39        | 10       | 10        | 5     | 7      | ...    | 2      | 1         | 5        | 4            | ...        |
| \$7,500 to \$9,999.....  | 2     | ...    | 2         | 376      | 41        | 3     | 38     | ...    | 17     | 3         | 15       | 27           | ...        |
| \$10,000 to \$14,999.....  | ...   | ...    | 2         | 719      | 6         | 13    | 8      | ...    | 29     | 2         | 15       | 26           | ...        |
| \$15,000 or more.....  | ...   | ...    | 2         | 277      | 1         | 1     | 1      | ...    | 6      | ...       | 5        | 5            | ...        |
| Not reported.....  | 1     | ...    | 42        | ...      | ...       | 2     | 2      | ...    | 2      | ...       | 2        | ...          | ...        |
| Median value..... dollars.....   | ...   | ...    | ...       | 8,477    | ...       | ...   | ...    | ...    | ...    | ...       | ...      | ...          | ...        |
| <b>MORTGAGE STATUS</b>   |       |        |           |          |           |       |        |        |        |           |          |              |            |
| Owner-occupied dwelling units <sup>1</sup> .....                             | 1,465 | 1,517  | 1,630     | 56,083   | 6,634     | 3,865 | 5,269  | 1,572  | 5,087  | 5,561     | 3,917    | 6,324        | 910        |
| Mortgaged.....   | 287   | 238    | 220       | 34,310   | 1,445     | 687   | 1,581  | 214    | 1,710  | 1,147     | 1,195    | 1,874        | 70         |
| Not mortgaged.....   | 1,050 | 1,030  | 1,273     | 19,556   | 4,941     | 2,935 | 3,468  | 1,199  | 2,973  | 4,139     | 2,428    | 3,913        | 671        |
| Not reported.....  | 128   | 249    | 137       | 2,117    | 248       | 243   | 220    | 159    | 404    | 275       | 294      | 537          | 169        |

<sup>1</sup> Restricted to 1-dwelling-unit properties.

<sup>2</sup> Restricted to units in 1- to 4-dwelling-unit structures without business.

Table 28.—FINANCIAL CHARACTERISTICS OF URBAN AND RURAL-NONFARM DWELLING UNITS, FOR COUNTIES: 1950—Con.

[Median not shown where base is less than 100]

| Subject  | Roger Mills | Rogers | Seminole | Sequoyah | Stephens | Texas | Tillman | Tulsa  | Wagoner | Washington | Washita | Woods | Woodward |
|--|-------------|--------|----------|----------|----------|-------|---------|--------|---------|------------|---------|-------|----------|
| Total dwelling units.....  | 964         | 3,822  | 9,890    | 2,959    | 8,927    | 3,332 | 3,623   | 78,296 | 3,032   | 9,479      | 2,740   | 3,446 | 3,190    |
| <b>CONTRACT MONTHLY RENT</b>   |             |        |          |          |          |       |         |        |         |            |         |       |          |
| Renter-occupied dwelling units.....  | 373         | 1,506  | 4,278    | 1,048    | 3,256    | 1,255 | 1,215   | 29,979 | 990     | 3,231      | 934     | 1,274 | 1,125    |
| Less than \$10.....  | 17          | 101    | 448      | 141      | 88       | 64    | 64      | 517    | 134     | 90         | 45      | 20    | 18       |
| \$10 to \$14.....  | 35          | 162    | 432      | 155      | 205      | 19    | 171     | 1,275  | 115     | 185        | 72      | 35    | 40       |
| \$15 to \$19.....  | 42          | 168    | 358      | 119      | 197      | 27    | 111     | 1,833  | 106     | 171        | 59      | 55    | 54       |
| \$20 to \$24.....  | 36          | 146    | 335      | 65       | 213      | 50    | 84      | 2,543  | 100     | 210        | 71      | 109   | 82       |
| \$25 to \$29.....  | 27          | 142    | 412      | 51       | 249      | 99    | 105     | 2,925  | 91      | 242        | 78      | 149   | 86       |
| \$30 to \$34.....  | 22          | 128    | 400      | 31       | 309      | 91    | 89      | 3,257  | 39      | 239        | 65      | 137   | 103      |
| \$35 to \$39.....  | 15          | 97     | 405      | 42       | 277      | 71    | 107     | 3,350  | 49      | 316        | 70      | 173   | 101      |
| \$40 to \$49.....  | 21          | 142    | 400      | 52       | 541      | 189   | 113     | 4,767  | 54      | 497        | 55      | 249   | 215      |
| \$50 to \$59.....  | 13          | 40     | 168      | 15       | 359      | 229   | 48      | 2,963  | 15      | 345        | 19      | 129   | 136      |
| \$60 to \$74.....  | 2           | 10     | 61       | 3        | 213      | 155   | 14      | 1,975  | 4       | 290        | 3       | 29    | 48       |
| \$75 to \$99.....  | ...         | 5      | 16       | 1        | 48       | 34    | 3       | 1,363  | ...     | 132        | 1       | 5     | 10       |
| \$100 or more.....   | ...         | ...    | ...      | 1        | 6        | 8     | 1       | 1,406  | 1       | 14         | 1       | ...   | ...      |
| Rent free.....   | 63          | 169    | 573      | 233      | 411      | 156   | 213     | 2,000  | 280     | 367        | 211     | 127   | 142      |
| Not reported.....  | 80          | 196    | 270      | 139      | 140      | 63    | 92      | 805    | 62      | 133        | 184     | 57    | 90       |
| Median rent..... dollars..   | 22.42       | 24.28  | 26.25    | 16.26    | 36.15    | 44.63 | 25.69   | 36.35  | 19.45   | 38.12      | 25.94   | 35.66 | 37.64    |
| <b>Vacant nonseasonal not dilapidated dwelling units, for rent.....</b>      |             |        |          |          |          |       |         |        |         |            |         |       |          |
| Less than \$10.....  | ...         | ...    | 8        | ...      | 1        | 1     | 3       | 4      | 1       | 2          | 3       | 1     | 1        |
| \$10 to \$19.....  | ...         | 6      | 15       | 6        | 16       | 2     | 5       | 44     | 14      | 4          | 8       | 3     | 4        |
| \$20 to \$29.....  | 1           | 12     | 64       | 1        | 22       | 7     | 4       | 132    | 14      | 8          | 8       | 36    | 15       |
| \$30 to \$39.....  | ...         | 19     | 77       | 3        | 57       | 13    | 3       | 188    | 4       | 9          | 10      | 25    | 26       |
| \$40 to \$49.....  | 7           | 5      | 31       | 4        | 38       | 14    | 3       | 140    | 2       | 14         | 4       | 25    | 9        |
| \$50 to \$59.....  | 1           | 2      | 11       | ...      | 16       | 15    | 1       | 103    | 1       | 12         | 3       | 13    | 6        |
| \$60 to \$74.....  | 2           | 1      | 4        | ...      | 10       | 12    | 1       | 53     | ...     | 6          | ...     | 4     | 1        |
| \$75 to \$99.....  | ...         | ...    | ...      | ...      | 2        | 11    | 1       | 92     | ...     | 7          | ...     | ...   | ...      |
| \$100 or more.....   | ...         | 1      | ...      | ...      | 1        | ...   | 1       | 23     | ...     | ...        | 1       | 2     | ...      |
| Rent free or not reported.....   | ...         | 7      | 10       | 2        | 20       | 4     | 1       | 138    | 14      | 9          | 15      | 1     | 6        |
| Median rent..... dollars..   | ...         | ...    | 31.20    | ...      | 37.16    | ...   | ...     | 41.04  | ...     | ...        | ...     | 36.00 | ...      |
| <b>GROSS MONTHLY RENT</b>  |             |        |          |          |          |       |         |        |         |            |         |       |          |
| Renter-occupied dwelling units.....  | 373         | 1,506  | 4,278    | 1,048    | 3,256    | 1,255 | 1,215   | 29,979 | 990     | 3,231      | 934     | 1,274 | 1,125    |
| Less than \$10.....  | 6           | 45     | 243      | 71       | 45       | 2     | 15      | 241    | 73      | 48         | 20      | 13    | 4        |
| \$10 to \$14.....  | 17          | 133    | 369      | 96       | 139      | 81    | 58      | 735    | 84      | 131        | 36      | 31    | 33       |
| \$15 to \$19.....  | 32          | 167    | 351      | 118      | 149      | 31    | 109     | 1,566  | 103     | 178        | 56      | 56    | 45       |
| \$20 to \$24.....  | 41          | 197    | 400      | 116      | 216      | 69    | 138     | 2,710  | 109     | 223        | 65      | 110   | 70       |
| \$25 to \$29.....  | 25          | 154    | 366      | 78       | 250      | 103   | 119     | 3,048  | 88      | 241        | 67      | 105   | 85       |
| \$30 to \$34.....  | 24          | 86     | 372      | 55       | 315      | 95    | 105     | 3,468  | 75      | 285        | 77      | 142   | 85       |
| \$35 to \$39.....  | 23          | 103    | 328      | 27       | 252      | 92    | 100     | 3,180  | 44      | 224        | 69      | 123   | 84       |
| \$40 to \$49.....  | 36          | 130    | 537      | 55       | 544      | 174   | 122     | 4,872  | 56      | 485        | 88      | 234   | 195      |
| \$50 to \$59.....  | 13          | 74     | 248      | 32       | 362      | 130   | 74      | 2,764  | 32      | 383        | 40      | 150   | 148      |
| \$60 to \$74.....  | 10          | 23     | 140      | 17       | 285      | 147   | 35      | 1,998  | 8       | 300        | 11      | 96    | 95       |
| \$75 to \$99.....  | 1           | 6      | 38       | 3        | 93       | 12    | 7       | 1,603  | 1       | 183        | 2       | 19    | 24       |
| \$100 or more.....   | ...         | 2      | 2        | 1        | 12       | ...   | 1       | 444    | ...     | 30         | 1       | ...   | 1        |
| Rent free or not reported.....   | 145         | 386    | 884      | 379      | 594      | 258   | 332     | 3,350  | 316     | 520        | 402     | 193   | 256      |
| Median rent..... dollars..   | 28.10       | 25.08  | 29.06    | 21.63    | 38.81    | 40.97 | 29.62   | 36.93  | 23.03   | 40.03      | 30.93   | 37.89 | 40.96    |
| <b>VALUE OF ONE-DWELLING-UNIT STRUCTURES</b>                                 |             |        |          |          |          |       |         |        |         |            |         |       |          |
| Owner-occupied dwelling units <sup>1</sup> .....                             | 459         | 1,866  | 4,488    | 1,623    | 4,305    | 1,541 | 1,939   | 38,707 | 1,661   | 5,049      | 1,435   | 1,651 | 1,560    |
| Less than \$2,000.....   | 110         | 453    | 1,653    | 655      | 785      | 135   | 406     | 2,469  | 744     | 662        | 189     | 121   | 151      |
| \$2,000 to \$2,999.....  | 77          | 270    | 537      | 272      | 456      | 98    | 232     | 2,065  | 218     | 313        | 180     | 158   | 136      |
| \$3,000 to \$3,999.....  | 64          | 209    | 505      | 172      | 488      | 113   | 244     | 2,501  | 176     | 343        | 207     | 194   | 164      |
| \$4,000 to \$4,999.....  | 33          | 171    | 348      | 94       | 376      | 127   | 165     | 2,555  | 140     | 335        | 151     | 228   | 170      |
| \$5,000 to \$5,999.....  | 31          | 167    | 304      | 70       | 374      | 161   | 162     | 2,890  | 101     | 325        | 122     | 223   | 158      |
| \$6,000 to \$7,499.....  | 21          | 175    | 389      | 56       | 720      | 282   | 274     | 6,920  | 114     | 646        | 169     | 211   | 224      |
| \$7,500 to \$9,999.....  | 6           | 95     | 284      | 23       | 481      | 238   | 153     | 7,636  | 56      | 944        | 79      | 189   | 162      |
| \$10,000 to \$14,999.....  | 3           | 58     | 136      | 19       | 309      | 182   | 114     | 6,799  | 27      | 804        | 54      | 154   | 128      |
| \$15,000 to \$19,999.....  | 1           | 14     | 39       | 5        | 69       | 54    | 20      | 2,110  | 11      | 254        | 22      | 42    | 49       |
| \$20,000 or more.....  | ...         | 8      | 24       | 4        | 62       | 36    | 21      | 1,626  | 5       | 163        | 14      | 45    | 25       |
| Not reported.....  | 113         | 246    | 269      | 253      | 185      | 115   | 148     | 1,136  | 69      | 260        | 248     | 86    | 193      |
| Median value..... dollars..  | 2,768       | 3,366  | 2,800    | 2,060    | 4,830    | 6,370 | 4,032   | 7,317  | 2,189   | 6,917      | 4,066   | 5,315 | 5,346    |
| <b>Vacant nonseasonal not dilapidated dwelling units, for sale only.....</b> |             |        |          |          |          |       |         |        |         |            |         |       |          |
| Less than \$3,000.....   | 4           | 2      | 13       | 3        | 10       | 1     | ...     | 33     | 5       | 4          | ...     | 2     | 1        |
| \$3,000 to \$3,999.....  | 2           | ...    | 3        | ...      | 3        | ...   | 2       | 9      | 2       | 2          | ...     | 2     | ...      |
| \$4,000 to \$4,999.....  | 1           | ...    | 2        | ...      | 3        | 1     | 1       | 23     | 3       | 3          | 1       | 1     | 2        |
| \$5,000 to \$7,499.....  | ...         | 2      | 5        | 3        | 30       | 9     | 1       | 270    | 7       | 7          | 2       | 3     | 4        |
| \$7,500 to \$9,999.....  | ...         | ...    | 11       | ...      | 11       | 4     | 2       | 281    | ...     | 18         | 3       | 2     | ...      |
| \$10,000 to \$14,999.....  | ...         | ...    | 4        | ...      | 9        | 1     | ...     | 42     | ...     | 7          | ...     | 2     | 1        |
| \$15,000 or more.....  | ...         | ...    | 2        | ...      | 2        | ...   | ...     | 36     | ...     | 1          | ...     | ...   | 2        |
| Not reported.....  | ...         | 1      | 3        | ...      | 9        | 7     | 2       | 31     | 3       | 6          | 8       | 1     | 3        |
| Median value..... dollars..  | ...         | ...    | ...      | ...      | ...      | ...   | ...     | 7,557  | ...     | ...        | ...     | ...   | ...      |
| <b>MORTGAGE STATUS</b>   |             |        |          |          |          |       |         |        |         |            |         |       |          |
| Owner-occupied dwelling units <sup>1</sup> .....                             | 490         | 2,007  | 4,793    | 1,684    | 4,830    | 1,665 | 2,093   | 43,703 | 1,759   | 5,658      | 1,545   | 1,838 | 1,704    |
| Mortgaged.....   | 60          | 442    | 969      | 134      | 1,931    | 524   | 476     | 23,814 | 329     | 2,520      | 339     | 460   | 449      |
| Not mortgaged.....   | 318         | 1,293  | 3,526    | 1,317    | 2,715    | 1,040 | 1,456   | 18,666 | 1,367   | 2,850      | 947     | 1,284 | 1,057    |
| Not reported.....  | 112         | 272    | 298      | 233      | 184      | 101   | 161     | 1,223  | 63      | 288        | 259     | 94    | 198      |

<sup>1</sup> Restricted to 1-dwelling-unit properties.

<sup>2</sup> Restricted to units in 1- to 4-dwelling-unit structures without business.

HOUSING—GENERAL CHARACTERISTICS

Table 28a.—CHARACTERISTICS OF DWELLING UNITS OCCUPIED BY NONWHITE PERSONS, FOR SELECTED COUNTIES: 1950

[Counties shown are those with 250 or more nonwhite households. Median not shown where base is less than 100]

| Subject   | Adair | Atoka | Elaine | Bryan | Caddo | Canadian | Garret | Cherokee | Choctaw | Comanche | Creek | Custer | Delaware | Garfield | Garvin | Grady | Hughes |  |
|---|-------|-------|--------|-------|-------|----------|--------|----------|---------|----------|-------|--------|----------|----------|--------|-------|--------|--|
| Total dwelling units.....                               | 541   | 381   | 451    | 466   | 841   | 401      | 1,117  | 741      | 1,129   | 1,342    | 1,301 | 294    | 514      | 406      | 318    | 567   | 599    |  |
| <b>WATER SUPPLY</b>                                     |       |       |        |       |       |          |        |          |         |          |       |        |          |          |        |       |        |  |
| Hot and cold piped running water inside structure.....  | 13    | 13    | 47     | 115   | 132   | 109      | 259    | 122      | 63      | 425      | 198   | 75     | 24       | 153      | 30     | 153   | 73     |  |
| Only cold piped running water inside structure.....     | 29    | 35    | 55     | 50    | 139   | 106      | 232    | 68       | 106     | 202      | 216   | 71     | 22       | 93       | 29     | 156   | 58     |  |
| Piped running water outside structure.....              | 12    | 104   | 74     | 27    | 105   | 103      | 211    | 53       | 197     | 283      | 172   | 36     | 6        | 78       | 50     | 87    | 99     |  |
| No piped running water.....                             | 483   | 229   | 266    | 266   | 452   | 73       | 411    | 490      | 740     | 411      | 700   | 107    | 457      | 76       | 204    | 160   | 365    |  |
| Not reported.....                                       | 4     | ...   | 9      | 8     | 13    | 10       | 4      | 8        | 23      | 21       | 15    | 5      | 5        | 6        | 5      | 11    | 4      |  |
| <b>TOILET FACILITIES</b>                                |       |       |        |       |       |          |        |          |         |          |       |        |          |          |        |       |        |  |
| Flush toilet inside structure, exclusive use.....       | 26    | 22    | 64     | 121   | 176   | 135      | 334    | 137      | 72      | 415      | 166   | 99     | 21       | 149      | 20     | 182   | 84     |  |
| Flush toilet inside structure, shared.....              | 3     | ...   | ...    | 8     | 17    | 11       | 18     | 21       | 1       | 59       | 54    | 22     | 1        | 22       | 2      | 5     | 1      |  |
| Other toilet facilities (including privy).....          | 311   | 340   | 366    | 304   | 595   | 226      | 744    | 422      | 973     | 797      | 1,030 | 146    | 398      | 222      | 250    | 363   | 464    |  |
| No toilet.....  | 198   | 19    | 17     | 25    | 41    | 19       | 18     | 155      | 61      | 44       | 34    | 22     | 88       | 7        | 43     | 6     | 47     |  |
| Not reported.....                                       | 3     | ...   | 4      | 8     | 12    | 10       | 3      | 6        | 22      | 27       | 17    | 5      | 6        | 6        | 3      | 11    | 3      |  |
| <b>CONDITION AND PLUMBING FACILITIES</b>                |       |       |        |       |       |          |        |          |         |          |       |        |          |          |        |       |        |  |
| Not dilapidated:  |       |       |        |       |       |          |        |          |         |          |       |        |          |          |        |       |        |  |
| With priv. toilet and bath, and hot running water.....  | 12    | 10    | 41     | 99    | 104   | 87       | 172    | 91       | 51      | 303      | 132   | 48     | 13       | 113      | 14     | 140   | 52     |  |
| With private toilet and bath, and only cold water.....  | 5     | 1     | 7      | 7     | 21    | 15       | 23     | 10       | 4       | 9        | 15    | 3      | 2        | 5        | ...    | 8     | 5      |  |
| With running water, lacking private toilet or bath..... | 13    | 25    | 38     | 39    | 94    | 80       | 150    | 43       | 77      | 190      | 214   | 69     | 15       | 104      | 25     | 119   | 55     |  |
| No running water.....                                   | 217   | 148   | 160    | 136   | 330   | 108      | 247    | 236      | 404     | 462      | 580   | 66     | 218      | 100      | 144    | 185   | 175    |  |
| Dilapidated:  |       |       |        |       |       |          |        |          |         |          |       |        |          |          |        |       |        |  |
| With priv. toilet and bath, and hot running water.....  | ...   | 1     | 1      | 3     | 4     | 2        | 17     | 8        | 2       | 33       | 2     | 3      | 2        | ...      | 4      | ...   | 2      |  |
| Lacking hot water, private toilet or bath.....          | 262   | 190   | 170    | 153   | 235   | 87       | 479    | 330      | 548     | 294      | 313   | 94     | 242      | 57       | 118    | 94    | 299    |  |
| Condition or plumbing facilities not reported.....      | 32    | 6     | 34     | 29    | 53    | 22       | 29     | 23       | 43      | 51       | 45    | 11     | 22       | 27       | 13     | 21    | 11     |  |
| <b>NUMBER OF PERSONS</b>                                |       |       |        |       |       |          |        |          |         |          |       |        |          |          |        |       |        |  |
| 1 person.....   | 24    | 61    | 64     | 49    | 88    | 62       | 194    | 88       | 185     | 171      | 219   | 39     | 35       | 65       | 49     | 126   | 64     |  |
| 2 persons.....  | 86    | 93    | 90     | 130   | 146   | 108      | 302    | 110      | 286     | 305      | 367   | 55     | 90       | 108      | 82     | 168   | 121    |  |
| 3 persons.....  | 88    | 76    | 70     | 91    | 105   | 60       | 197    | 158      | 176     | 261      | 202   | 46     | 100      | 72       | 48     | 93    | 99     |  |
| 4 persons.....  | 93    | 48    | 60     | 70    | 118   | 58       | 144    | 85       | 138     | 211      | 140   | 41     | 75       | 52       | 31     | 48    | 85     |  |
| 5 persons.....  | 78    | 36    | 46     | 53    | 92    | 39       | 88     | 119      | 106     | 131      | 123   | 35     | 64       | 39       | 23     | 44    | 66     |  |
| 6 persons.....  | 60    | 27    | 37     | 30    | 79    | 27       | 58     | 52       | 75      | 88       | 72    | 26     | 48       | 23       | 24     | 26    | 50     |  |
| 7 persons or more.....                                  | 112   | 40    | 84     | 43    | 213   | 47       | 134    | 129      | 163     | 175      | 178   | 52     | 102      | 47       | 61     | 62    | 113    |  |
| Median number of persons.....                           | 4.3   | 3.0   | 3.5    | 3.1   | 4.2   | 3.0      | 2.8    | 3.7      | 3.0     | 3.2      | 2.8   | 3.7    | 3.9      | 2.9      | 3.1    | 2.4   | 3.7    |  |
| <b>PERSONS PER ROOM</b>                                 |       |       |        |       |       |          |        |          |         |          |       |        |          |          |        |       |        |  |
| 1.00 or less.....                                       | 183   | 227   | 195    | 302   | 375   | 277      | 800    | 338      | 691     | 773      | 847   | 137    | 190      | 272      | 181    | 334   | 350    |  |
| 1.01 to 1.50.....                                       | 102   | 49    | 61     | 61    | 130   | 46       | 122    | 108      | 147     | 238      | 165   | 33     | 78       | 57       | 36     | 125   | 83     |  |
| 1.51 or more.....                                       | 240   | 94    | 187    | 81    | 264   | 68       | 184    | 267      | 253     | 300      | 257   | 117    | 236      | 57       | 93     | 93    | 153    |  |
| Not reported.....                                       | 16    | 11    | 8      | 22    | 72    | 10       | 11     | 28       | 38      | 31       | 32    | 7      | 10       | 20       | 8      | 15    | 13     |  |
| Urban and rural-nonfarm dwelling units.....             | 226   | 253   | 315    | 321   | 579   | 359      | 882    | 551      | 613     | 1,269    | 861   | 259    | 237      | 396      | 213    | 539   | 355    |  |
| <b>CONTRACT MONTHLY RENT</b>                            |       |       |        |       |       |          |        |          |         |          |       |        |          |          |        |       |        |  |
| Renter-occupied units.....                              | 123   | 111   | 124    | 129   | 298   | 161      | 368    | 257      | 289     | 642      | 293   | 144    | 136      | 143      | 90     | 195   | 152    |  |
| Less than \$10.....                                     | 21    | 55    | 46     | 14    | 49    | 38       | 75     | 32       | 129     | 21       | 91    | 22     | 16       | 13       | 16     | 81    | 35     |  |
| \$10 to \$14.....                                       | 19    | 17    | 28     | 24    | 52    | 22       | 81     | 32       | 48      | 87       | 56    | 42     | 9        | 10       | 22     | 57    | 41     |  |
| \$15 to \$19.....                                       | 7     | 3     | 19     | 13    | 34    | 20       | 49     | 31       | 13      | 83       | 21    | 20     | 7        | 23       | 13     | 18    | 6      |  |
| \$20 to \$29.....                                       | 10    | 1     | 10     | 24    | 43    | 27       | 41     | 35       | 4       | 170      | 42    | 16     | 7        | 52       | 10     | 7     | 6      |  |
| \$30 to \$39.....                                       | 2     | 1     | 1      | 17    | 19    | 7        | 13     | 36       | 5       | 81       | 9     | 6      | 2        | 13       | 2      | 1     | 1      |  |
| \$40 to \$49.....                                       | ...   | ...   | ...    | 13    | 8     | ...      | 9      | 3        | 3       | 32       | 2     | 1      | ...      | 9        | 3      | 3     | 1      |  |
| \$50 to \$74.....                                       | ...   | ...   | ...    | 5     | 2     | ...      | 2      | 5        | 1       | 79       | 2     | ...    | ...      | 5        | ...    | ...   | ...    |  |
| \$75 or more.....                                       | ...   | ...   | ...    | ...   | ...   | ...      | 1      | 2        | ...     | 7        | 1     | ...    | ...      | ...      | ...    | ...   | ...    |  |
| Rent free.....  | 42    | 28    | 17     | 15    | 57    | 21       | 81     | 55       | 49      | 64       | 46    | 16     | 58       | 12       | 14     | 14    | 41     |  |
| Not reported.....                                       | 22    | 5     | 3      | 4     | 34    | 24       | 13     | 30       | 37      | 18       | 23    | 21     | 37       | 5        | 10     | 13    | 21     |  |
| Median rent.....dollars.....                            | 11.74 | 6.59  | 10.57  | 21.04 | 14.87 | 14.05    | 13.33  | 18.05    | 7.37    | 24.23    | 11.38 | 13.25  | 12.00    | 21.74    | ...    | 9.76  | 10.72  |  |
| <b>GROSS MONTHLY RENT</b>                               |       |       |        |       |       |          |        |          |         |          |       |        |          |          |        |       |        |  |
| Renter-occupied units.....                              | 123   | 111   | 124    | 129   | 298   | 161      | 368    | 257      | 289     | 642      | 293   | 144    | 136      | 143      | 90     | 195   | 152    |  |
| Less than \$10.....                                     | 15    | 22    | 21     | 1     | 12    | 15       | 23     | 22       | 20      | 12       | 35    | 8      | 6        | 4        | 5      | 22    | 13     |  |
| \$10 to \$14.....                                       | 11    | 21    | 27     | 13    | 27    | 33       | 52     | 24       | 52      | 55       | 58    | 17     | 8        | 8        | 12     | 38    | 29     |  |
| \$15 to \$19.....                                       | 10    | 15    | 20     | 17    | 41    | 27       | 69     | 28       | 76      | 69       | 54    | 31     | 7        | 13       | 19     | 34    | 32     |  |
| \$20 to \$29.....                                       | 15    | 12    | 26     | 29    | 68    | 20       | 79     | 45       | 38      | 176      | 48    | 38     | 9        | 54       | 19     | 21    | 11     |  |
| \$30 to \$39.....                                       | 4     | 2     | 8      | 20    | 22    | 6        | 30     | 28       | 6       | 82       | 18    | 12     | 5        | 23       | 5      | 5     | 4      |  |
| \$40 to \$49.....                                       | 2     | 1     | 1      | 11    | 9     | 2        | 14     | 18       | 3       | 26       | 3     | 2      | ...      | 10       | 5      | 1     | 1      |  |
| \$50 to \$74.....                                       | ...   | ...   | ...    | 16    | 5     | 1        | 4      | 4        | 1       | 88       | 1     | ...    | 1        | 6        | ...    | 1     | ...    |  |
| \$75 or more.....                                       | ...   | ...   | ...    | ...   | ...   | ...      | 1      | 2        | ...     | 5        | 1     | ...    | ...      | 2        | ...    | ...   | ...    |  |
| Rent free or not reported.....                          | 66    | 38    | 21     | 22    | 114   | 57       | 96     | 86       | 93      | 129      | 75    | 36     | 100      | 23       | 25     | 73    | 62     |  |
| Median rent.....dollars.....                            | 15.75 | 12.95 | 15.38  | 27.18 | 20.75 | 15.24    | 18.92  | 21.35    | 16.21   | 25.42    | 15.98 | 19.18  | 17.36    | 25.98    | ...    | 14.65 | 14.97  |  |
| <b>VALUE OF ONE-DWELLING-UNIT STRUCTURES</b>            |       |       |        |       |       |          |        |          |         |          |       |        |          |          |        |       |        |  |
| Owner-occupied units.....                               | 99    | 132   | 171    | 177   | 261   | 183      | 477    | 175      | 310     | 532      | 542   | 104    | 96       | 226      | 123    | 331   | 198    |  |
| Less than \$2,000.....                                  | 43    | 109   | 95     | 91    | 66    | 75       | 293    | 68       | 219     | 312      | 403   | 37     | 18       | 48       | 91     | 176   | 130    |  |
| \$2,000 to \$2,999.....                                 | 10    | 9     | 25     | 19    | 11    | 36       | 81     | 25       | 23      | 61       | 41    | 19     | 1        | 57       | 7      | 58    | 20     |  |
| \$3,000 to \$3,999.....                                 | 6     | 3     | 18     | 11    | 12    | 31       | 41     | 15       | 15      | 23       | 23    | 14     | 4        | 35       | 2      | 38    | 12     |  |
| \$4,000 to \$4,999.....                                 | 2     | 1     | 5      | 8     | 7     | 3        | 18     | 11       | 7       | 17       | 13    | 9      | 1        | 30       | 4      | 21    | 6      |  |
| \$5,000 to \$9,999.....                                 | 1     | 1     | 10     | 24    | 4     | 8        | 16     | 23       | 6       | 51       | 20    | 3      | ...      | 41       | 6      | 8     | 8      |  |
| \$10,000 or more.....                                   | ...   | ...   | 6      | 12    | 2     | ...      | 7      | 3        | ...     | 12       | 6     | ...    | ...      | 2        | ...    | 1     | 1      |  |
| Not reported.....                                       | 37    | 9     | 12     | 12    | 159   | 30       | 21     | 30       | 40      | 56       | 36    | 22     | 72       | 13       | 13     | 29    | 21     |  |
| Median value.....dollars.....                           | ...   | 1,078 | 1,624  | 1,763 | 1,495 | 1,992    | 1,506  | 2,130    | 1,183   | 1,476    | 1,205 | 2,161  | ...      | 2,993    | 1,159  | 1,666 | 1,311  |  |

<sup>1</sup> Restricted to 1-dwelling-unit properties.



Table 28a.—CHARACTERISTICS OF DWELLING UNITS OCCUPIED BY NONWHITE PERSONS, FOR SELECTED COUNTIES: 1950—Con.

[Counties shown are those with 250 or more nonwhite households. Median not shown where base is less than 100]

| Subject   | Jackson | Kay   | King-fisher | Kiowa | Le Flore | Lincoln | Logan | Mo-Curtain | Mo-Intosh | Mayes | Muskogee | Nowata | Okfuskee | Oklahoma | Okmulgee | Osage | Ottawa |
|---|---------|-------|-------------|-------|----------|---------|-------|------------|-----------|-------|----------|--------|----------|----------|----------|-------|--------|
| Total dwelling units.....                               | 375     | 531   | 318         | 330   | 482      | 461     | 1,263 | 1,978      | 1,011     | 333   | 4,144    | 292    | 1,204    | 7,966    | 2,243    | 607   | 265    |
| <b>WATER SUPPLY</b>                                     |         |       |             |       |          |         |       |            |           |       |          |        |          |          |          |       |        |
| Hot and cold piped running water inside structure.....  | 45      | 188   | 32          | 19    | 58       | 40      | 335   | 61         | 74        | 16    | 994      | 34     | 69       | 4,689    | 353      | 313   | 120    |
| Only cold piped running water inside structure.....     | 58      | 64    | 40          | 27    | 72       | 40      | 137   | 117        | 72        | 28    | 665      | 38     | 96       | 1,132    | 333      | 107   | 44     |
| Piped running water outside structure.....              | 161     | 98    | 39          | 128   | 73       | 16      | 193   | 268        | 108       | 16    | 751      | 26     | 74       | 660      | 390      | 79    | 12     |
| No piped running water.....                             | 94      | 178   | 206         | 155   | 275      | 363     | 585   | 1,513      | 743       | 264   | 1,683    | 189    | 923      | 1,369    | 1,153    | 100   | 83     |
| Not reported.....                                       | 17      | 3     | 1           | 1     | 4        | 2       | 13    | 19         | 14        | 9     | 51       | 5      | 42       | 116      | 14       | 8     | 6      |
| <b>TOILET FACILITIES</b>                                |         |       |             |       |          |         |       |            |           |       |          |        |          |          |          |       |        |
| Flush toilet inside structure, exclusive use.....       | 79      | 171   | 36          | 26    | 57       | 44      | 351   | 67         | 80        | 16    | 1,165    | 39     | 79       | 4,627    | 428      | 313   | 111    |
| Flush toilet inside structure, shared.....              | 3       | 24    | ...         | 2     | 5        | 4       | 7     | 1          | 3         | ...   | 98       | 1      | 3        | 684      | 53       | 24    | 19     |
| Other toilet facilities (including privy).....          | 276     | 326   | 277         | 290   | 382      | 382     | 824   | 1,706      | 856       | 296   | 2,730    | 245    | 1,050    | 2,449    | 1,689    | 253   | 129    |
| No toilet.....  | 1       | 5     | 4           | 9     | 33       | 28      | 69    | 182        | 64        | 14    | 102      | 6      | 64       | 93       | 62       | 11    | 1      |
| Not reported.....                                       | 16      | 5     | 1           | 3     | 5        | 3       | 12    | 22         | 8         | 7     | 49       | 1      | 8        | 113      | 11       | 6     | 5      |
| <b>CONDITION AND PLUMBING FACILITIES</b>                |         |       |             |       |          |         |       |            |           |       |          |        |          |          |          |       |        |
| Not dilapidated:  |         |       |             |       |          |         |       |            |           |       |          |        |          |          |          |       |        |
| With priv. toilet and bath, and hot running water.....  | 37      | 143   | 27          | 14    | 40       | 31      | 282   | 48         | 58        | 12    | 760      | 29     | 49       | 3,688    | 256      | 259   | 92     |
| With private toilet and bath, and only cold water.....  | 5       | 4     | 2           | 4     | 4        | 1       | 3     | 4          | 5         | 4     | 79       | 2      | 7        | 136      | 30       | 8     | 6      |
| With running water, lacking private toilet or bath..... | 40      | 82    | 22          | 19    | 60       | 18      | 93    | 79         | 44        | 23    | 561      | 29     | 69       | 1,135    | 287      | 90    | 46     |
| No running water.....                                   | 171     | 169   | 102         | 163   | 160      | 162     | 312   | 805        | 340       | 173   | 1,389    | 114    | 457      | 1,038    | 704      | 90    | 65     |
| Dilapidated:  |         |       |             |       |          |         |       |            |           |       |          |        |          |          |          |       |        |
| With priv. toilet and bath, and hot running water.....  | 2       | 6     | 1           | 1     | 2        | 3       | 32    | 1          | 4         | ...   | 53       | 2      | 4        | 173      | 12       | 14    | 1      |
| Lacking hot water, private toilet or bath.....          | 97      | 117   | 157         | 123   | 197      | 233     | 500   | 989        | 519       | 107   | 1,120    | 106    | 552      | 1,456    | 904      | 123   | 36     |
| Condition or plumbing facilities not reported.....      | 23      | 10    | 7           | 6     | 19       | 13      | 41    | 52         | 41        | 14    | 182      | 10     | 66       | 340      | 50       | 23    | 19     |
| <b>NUMBER OF PERSONS</b>                                |         |       |             |       |          |         |       |            |           |       |          |        |          |          |          |       |        |
| 1 person.....   | 72      | 65    | 42          | 38    | 79       | 69      | 194   | 254        | 141       | 28    | 720      | 70     | 182      | 1,092    | 331      | 99    | 44     |
| 2 persons.....  | 113     | 132   | 98          | 90    | 119      | 122     | 392   | 478        | 235       | 69    | 1,285    | 96     | 281      | 2,472    | 562      | 175   | 72     |
| 3 persons.....  | 61      | 98    | 48          | 48    | 86       | 76      | 208   | 343        | 154       | 46    | 737      | 40     | 176      | 1,503    | 356      | 96    | 45     |
| 4 persons.....  | 51      | 84    | 44          | 43    | 63       | 44      | 158   | 249        | 131       | 44    | 476      | 36     | 161      | 1,156    | 285      | 87    | 35     |
| 5 persons.....  | 28      | 37    | 30          | 31    | 46       | 36      | 102   | 206        | 101       | 36    | 314      | 15     | 123      | 743      | 239      | 54    | 27     |
| 6 persons.....  | 18      | 37    | 17          | 24    | 28       | 32      | 63    | 143        | 79        | 34    | 220      | 12     | 79       | 382      | 144      | 37    | 16     |
| 7 persons or more.....                                  | 32      | 78    | 39          | 56    | 61       | 82      | 146   | 305        | 170       | 76    | 392      | 23     | 202      | 618      | 326      | 59    | 26     |
| Median number of persons.....                           | 2.5     | 3.2   | 2.9         | 3.3   | 3.0      | 3.0     | 2.7   | 3.2        | 3.3       | 4.0   | 2.6      | 2.3    | 3.3      | 2.8      | 3.1      | 2.8   | 2.9    |
| <b>PERSONS PER ROOM</b>                                 |         |       |             |       |          |         |       |            |           |       |          |        |          |          |          |       |        |
| 1.00 or less.....                                       | 220     | 331   | 221         | 190   | 313      | 289     | 954   | 1,118      | 598       | 132   | 3,048    | 216    | 752      | 5,565    | 1,463    | 475   | 184    |
| 1.01 to 1.50.....                                       | 39      | 68    | 42          | 57    | 68       | 63      | 124   | 266        | 116       | 45    | 457      | 34     | 151      | 998      | 307      | 51    | 40     |
| 1.51 or more.....                                       | 80      | 128   | 52          | 78    | 87       | 102     | 151   | 514        | 279       | 145   | 537      | 30     | 276      | 1,200    | 446      | 70    | 5      |
| Not reported.....                                       | 36      | 4     | 3           | 5     | 14       | 7       | 34    | 80         | 18        | 11    | 102      | 12     | 25       | 203      | 27       | 11    | 36     |
| Urban and rural-nonfarm dwelling units.....             | 353     | 462   | 167         | 210   | 337      | 163     | 1,016 | 1,108      | 509       | 131   | 3,436    | 207    | 602      | 7,781    | 1,578    | 495   | 185    |
| <b>CONTRACT MONTHLY RENT</b>                            |         |       |             |       |          |         |       |            |           |       |          |        |          |          |          |       |        |
| <b>Renter-occupied units</b>                            |         |       |             |       |          |         |       |            |           |       |          |        |          |          |          |       |        |
| Less than \$10.....                                     | 6       | 10    | 30          | 35    | 41       | 35      | 56    | 265        | 61        | 12    | 304      | 19     | 72       | 1,115    | 210      | 39    | 4      |
| \$10 to \$14.....                                       | 31      | 30    | 13          | 13    | 38       | 22      | 72    | 60         | 25        | 18    | 264      | 17     | 24       | 312      | 118      | 33    | 14     |
| \$15 to \$19.....                                       | 6       | 33    | 3           | 4     | 17       | 6       | 69    | 7          | 12        | 5     | 149      | 4      | 12       | 433      | 64       | 18    | 12     |
| \$20 to \$29.....                                       | 20      | 63    | 4           | 3     | 23       | 3       | 69    | 5          | 9         | 8     | 147      | 5      | 5        | 1,426    | 41       | 43    | 31     |
| \$30 to \$39.....                                       | 3       | 19    | 2           | 1     | 4        | ...     | 31    | 1          | 2         | ...   | 45       | ...    | ...      | 1,131    | 40       | 14    | 10     |
| \$40 to \$49.....                                       | 1       | 6     | ...         | 1     | 3        | ...     | 6     | ...        | 1         | ...   | 20       | ...    | ...      | 429      | 13       | 8     | 7      |
| \$50 to \$74.....                                       | 1       | 1     | ...         | 1     | ...      | ...     | 6     | ...        | 2         | ...   | 10       | 1      | 1        | 231      | 8        | 4     | 1      |
| \$75 or more.....                                       | ...     | 1     | ...         | 1     | ...      | ...     | 16    | ...        | 2         | ...   | 2        | ...    | ...      | 18       | ...      | ...   | ...    |
| Rent free.....  | 21      | 50    | 15          | 16    | 34       | 20      | 36    | 146        | 55        | 22    | 163      | 5      | 73       | 342      | 82       | 34    | 16     |
| Not reported.....                                       | 107     | 4     | 6           | 4     | 5        | 18      | 24    | 33         | 29        | 16    | 74       | 8      | 23       | 145      | 22       | 12    | 4      |
| Median rent..... dollars                                | 14.02   | 20.71 | ...         | ...   | 12.46    | 8.93    | 16.42 | 6.20       | 8.84      | ...   | 12.65    | ...    | 7.63     | 27.78    | 11.07    | 16.58 | ...    |
| <b>GROSS MONTHLY RENT</b>                               |         |       |             |       |          |         |       |            |           |       |          |        |          |          |          |       |        |
| <b>Renter-occupied units</b>                            |         |       |             |       |          |         |       |            |           |       |          |        |          |          |          |       |        |
| Less than \$10.....                                     | 6       | 3     | 13          | 12    | 19       | 18      | 30    | 72         | 27        | 7     | 82       | 4      | 30       | 88       | 71       | 16    | 6      |
| \$10 to \$14.....                                       | 19      | 10    | 11          | 20    | 29       | 20      | 36    | 129        | 34        | 12    | 189      | 11     | 33       | 194      | 89       | 21    | 13     |
| \$15 to \$19.....                                       | 19      | 34    | 14          | 7     | 23       | 16      | 54    | 76         | 25        | 13    | 206      | 17     | 28       | 322      | 107      | 30    | 16     |
| \$20 to \$29.....                                       | 15      | 70    | 9           | 7     | 33       | 7       | 102   | 46         | 17        | 7     | 281      | 7      | 14       | 1,106    | 137      | 43    | 23     |
| \$30 to \$39.....                                       | 5       | 32    | 2           | 3     | 9        | 1       | 39    | 3          | 2         | 4     | 105      | 1      | 7        | 1,122    | 54       | 23    | 11     |
| \$40 to \$49.....                                       | 1       | 11    | 2           | 2     | 3        | 1       | 17    | ...        | 2         | 1     | 34       | ...    | 3        | 748      | 18       | 10    | 4      |
| \$50 to \$74.....                                       | 2       | 1     | ...         | ...   | 3        | 1       | 12    | 2          | 3         | ...   | 18       | 1      | 1        | 369      | 11       | 7     | 3      |
| \$75 or more.....                                       | ...     | 1     | ...         | 1     | ...      | ...     | 16    | 2          | 2         | ...   | 4        | ...    | 1        | 24       | 2        | ...   | ...    |
| Rent free or not reported.....                          | 129     | 55    | 22          | 27    | 46       | 40      | 78    | 190        | 86        | 37    | 259      | 18     | 96       | 609      | 109      | 45    | 23     |
| Median rent..... dollars                                | 16.74   | 24.09 | ...         | ...   | 17.11    | 13.00   | 21.52 | 13.38      | 13.76     | ...   | 19.08    | ...    | 13.82    | 31.60    | 18.45    | 22.10 | ...    |
| <b>VALUE OF ONE-DWELLING-UNIT STRUCTURES</b>            |         |       |             |       |          |         |       |            |           |       |          |        |          |          |          |       |        |
| <b>Owner-occupied units<sup>1</sup></b>                 |         |       |             |       |          |         |       |            |           |       |          |        |          |          |          |       |        |
| Less than \$2,000.....                                  | 25      | 89    | 56          | 107   | 101      | 102     | 352   | 401        | 196       | 21    | 1,183    | 102    | 278      | 728      | 721      | 142   | 27     |
| \$2,000 to \$2,999.....                                 | 3       | 39    | 18          | 6     | 23       | 14      | 105   | 49         | 13        | 7     | 304      | 13     | 24       | 278      | 83       | 16    | 9      |
| \$3,000 to \$3,999.....                                 | ...     | 32    | 9           | 4     | 8        | 3       | 40    | 23         | 14        | 3     | 210      | 5      | 6        | 224      | 29       | 16    | 6      |
| \$4,000 to \$4,999.....                                 | ...     | 13    | 6           | 1     | 5        | 8       | 26    | 6          | 13        | 2     | 105      | 1      | 6        | 189      | 21       | 14    | 8      |
| \$5,000 to \$9,999.....                                 | 2       | 35    | 1           | 2     | 7        | 2       | 41    | 16         | 11        | 1     | 149      | 5      | 6        | 948      | 20       | 36    | 31     |
| \$10,000 or more.....                                   | ...     | 7     | ...         | 1     | ...      | ...     | 6     | 5          | 1         | 1     | 36       | ...    | 4        | 96       | 6        | 12    | 4      |
| Not reported.....                                       | 120     | 1     | 3           | 5     | 15       | 27      | 50    | 67         | 42        | 13    | 150      | 16     | 38       | 192      | 36       | 29    | 4      |
| Median value..... dollars                               | 1,150   | 2,424 | ...         | 1,081 | 1,376    | 1,215   | 1,569 | 1,197      | 1,215     | ...   | 1,630    | 1,185  | 1,115    | 3,958    | 1,170    | 1,612 | ...    |

<sup>1</sup> Restricted to 1-dwelling-unit properties.

HOUSING—GENERAL CHARACTERISTICS

Table 28a.—CHARACTERISTICS OF DWELLING UNITS OCCUPIED BY NONWHITE PERSONS, FOR SELECTED COUNTIES: 1950—Con.

[Counties shown are those with 250 or more nonwhite households. Median not shown where base is less than 100]

| Subject   | Payne | Pittsburg | Pontotoc | Pottawatomie | Rogers | Seminole | Sequoyah | Tillman | Tulsa | Wagoner | Washington |
|---|-------|-----------|----------|--------------|--------|----------|----------|---------|-------|---------|------------|
| Total dwelling units.....                               | 396   | 1,008     | 438      | 653          | 329    | 1,470    | 524      | 562     | 6,526 | 1,081   | 493        |
| <b>WATER SUPPLY</b>                                     |       |           |          |              |        |          |          |         |       |         |            |
| Hot and cold piped running water inside structure.....  | 104   | 199       | 82       | 162          | 99     | 229      | 14       | 26      | 3,331 | 48      | 138        |
| Only cold piped running water inside structure.....     | 84    | 205       | 124      | 109          | 42     | 222      | 49       | 56      | 1,253 | 73      | 80         |
| Piped running water outside structure.....              | 64    | 197       | 52       | 77           | 60     | 174      | 43       | 145     | 890   | 130     | 151        |
| No piped running water.....                             | 140   | 403       | 176      | 295          | 118    | 824      | 407      | 329     | 993   | 823     | 114        |
| Not reported.....                                       | 4     | 4         | 4        | 40           | 10     | 21       | 11       | 6       | 59    | 7       | 10         |
| <b>TOILET FACILITIES</b>                                |       |           |          |              |        |          |          |         |       |         |            |
| Flush toilet inside structure, exclusive use.....       | 107   | 270       | 92       | 185          | 89     | 294      | 13       | 24      | 3,465 | 50      | 151        |
| Flush toilet inside structure, shared.....              | 5     | 11        | 3        | 33           | 18     | 7        | ...      | ...     | 474   | 2       | 2          |
| Other toilet facilities (including privy).....          | 268   | 694       | 322      | 396          | 206    | 1,074    | 378      | 499     | 2,423 | 966     | 316        |
| No toilet.....  | 11    | 32        | 19       | 24           | 8      | 77       | 122      | 34      | 110   | 57      | 13         |
| Not reported.....                                       | 5     | 1         | 2        | 15           | 8      | 18       | 11       | 5       | 54    | 6       | 9          |
| <b>CONDITION AND PLUMBING FACILITIES</b>                |       |           |          |              |        |          |          |         |       |         |            |
| Not dilapidated:  |       |           |          |              |        |          |          |         |       |         |            |
| With priv. toilet and bath, and hot running water.....  | 78    | 160       | 65       | 117          | 68     | 171      | 7        | 18      | 2,622 | 34      | 113        |
| With private toilet and bath, and only cold water.....  | 2     | 27        | 3        | 14           | 1      | 19       | ...      | 3       | 83    | ...     | 5          |
| With running water, lacking private toilet or bath..... | 38    | 119       | 33       | 91           | 31     | 156      | 18       | 53      | 1,153 | 42      | 45         |
| No running water.....                                   | 66    | 214       | 83       | 223          | 67     | 502      | 222      | 292     | 939   | 403     | 99         |
| Dilapidated:  |       |           |          |              |        |          |          |         |       |         |            |
| With priv. toilet and bath, and hot running water.....  | 14    | 16        | 8        | 3            | 11     | 14       | 1        | ...     | 118   | 5       | 13         |
| Lacking hot water, private toilet or bath.....          | 165   | 458       | 236      | 96           | 131    | 541      | 260      | 182     | 1,398 | 566     | 198        |
| Condition or plumbing facilities not reported.....      | 33    | 14        | 10       | 109          | 20     | 67       | 16       | 14      | 213   | 31      | 20         |
| <b>NUMBER OF PERSONS</b>                                |       |           |          |              |        |          |          |         |       |         |            |
| 1 person.....   | 72    | 202       | 69       | 89           | 69     | 184      | 70       | 95      | 978   | 186     | 89         |
| 2 persons.....  | 102   | 271       | 80       | 170          | 90     | 308      | 125      | 169     | 2,040 | 287     | 151        |
| 3 persons.....  | 66    | 155       | 83       | 103          | 50     | 238      | 61       | 76      | 1,262 | 143     | 88         |
| 4 persons.....  | 47    | 128       | 70       | 83           | 44     | 207      | 68       | 57      | 879   | 148     | 66         |
| 5 persons.....  | 35    | 91        | 48       | 74           | 31     | 176      | 57       | 50      | 563   | 86      | 36         |
| 6 persons.....  | 27    | 58        | 30       | 50           | 16     | 100      | 57       | 39      | 311   | 61      | 29         |
| 7 persons or more.....                                  | 47    | 103       | 58       | 84           | 29     | 257      | 86       | 76      | 493   | 170     | 34         |
| Median number of persons.....                           | 2.9   | 2.7       | 3.3      | 3.2          | 2.6    | 3.5      | 3.6      | 2.7     | 2.7   | 3.0     | 2.6        |
| <b>PERSONS PER ROOM</b>                                 |       |           |          |              |        |          |          |         |       |         |            |
| 1.00 or less.....                                       | 267   | 736       | 249      | 389          | 227    | 842      | 261      | 306     | 4,751 | 687     | 365        |
| 1.01 to 1.50.....                                       | 56    | 115       | 63       | 95           | 38     | 234      | 71       | 72      | 819   | 146     | 47         |
| 1.51 or more.....                                       | 69    | 152       | 117      | 140          | 50     | 351      | 169      | 133     | 857   | 233     | 69         |
| Not reported.....                                       | 4     | 5         | 9        | 29           | 14     | 43       | 23       | 51      | 99    | 15      | 12         |
| Urban and rural-nonfarm dwelling units.....             | 358   | 873       | 371      | 492          | 249    | 906      | 257      | 381     | 6,374 | 663     | 437        |
| <b>CONTRACT MONTHLY RENT</b>                            |       |           |          |              |        |          |          |         |       |         |            |
| Renter-occupied units.....                              | 178   | 319       | 211      | 249          | 113    | 473      | 113      | 212     | 3,231 | 167     | 201        |
| Less than \$10.....                                     | 24    | 74        | 40       | 37           | 16     | 114      | 39       | 24      | 153   | 63      | 15         |
| \$10 to \$14.....                                       | 47    | 92        | 100      | 57           | 20     | 119      | 10       | 84      | 574   | 17      | 44         |
| \$15 to \$19.....                                       | 26    | 32        | 24       | 22           | 19     | 52       | 6        | 16      | 628   | 11      | 41         |
| \$20 to \$29.....                                       | 20    | 48        | 16       | 44           | 19     | 39       | 1        | 6       | 896   | 2       | 43         |
| \$30 to \$39.....                                       | 12    | 15        | 3        | 15           | 12     | 21       | ...      | 1       | 429   | 7       | 12         |
| \$40 to \$49.....                                       | 15    | 1         | 2        | 10           | 4      | 9        | ...      | 2       | 105   | 1       | 6          |
| \$50 to \$74.....                                       | 4     | ...       | 3        | 1            | ...    | 3        | ...      | 2       | 58    | ...     | 4          |
| \$75 or more.....                                       | 1     | 1         | ...      | ...          | ...    | 1        | ...      | 1       | 12    | ...     | 1          |
| Rent free.....  | 20    | 51        | 10       | 24           | 17     | 81       | 37       | 40      | 288   | 48      | 28         |
| Not reported.....                                       | 9     | 5         | 13       | 39           | 6      | 34       | 19       | 37      | 88    | 18      | 7          |
| Median rent.....dollars.....                            | 15.17 | 12.63     | 12.20    | 14.41        | 16.87  | 12.23    | 6.81     | 12.09   | 20.17 | 7.52    | 17.43      |
| <b>GROSS MONTHLY RENT</b>                               |       |           |          |              |        |          |          |         |       |         |            |
| Renter-occupied units.....                              | 178   | 319       | 211      | 249          | 113    | 473      | 113      | 212     | 3,231 | 167     | 201        |
| Less than \$10.....                                     | 12    | 27        | 16       | 8            | 5      | 56       | 19       | 3       | 67    | 37      | 7          |
| \$10 to \$14.....                                       | 31    | 73        | 37       | 21           | 18     | 56       | 23       | 24      | 169   | 25      | 22         |
| \$15 to \$19.....                                       | 29    | 66        | 85       | 46           | 18     | 94       | 6        | 37      | 423   | 16      | 30         |
| \$20 to \$29.....                                       | 45    | 73        | 39       | 64           | 30     | 94       | 8        | 51      | 1,155 | 15      | 67         |
| \$30 to \$39.....                                       | 18    | 17        | 8        | 26           | 10     | 32       | ...      | 16      | 655   | 2       | 18         |
| \$40 to \$49.....                                       | 8     | 3         | 1        | 8            | 6      | 15       | ...      | 2       | 221   | 2       | 11         |
| \$50 to \$74.....                                       | 1     | 1         | 3        | 4            | 2      | 5        | ...      | 1       | 95    | 1       | 7          |
| \$75 or more.....                                       | 2     | ...       | ...      | ...          | ...    | 2        | ...      | 2       | 16    | ...     | 1          |
| Rent free or not reported.....                          | 32    | 59        | 22       | 72           | 24     | 119      | 56       | 77      | 430   | 71      | 38         |
| Median rent.....dollars.....                            | 19.66 | 16.77     | 16.94    | 21.32        | 20.26  | 17.96    | 11.57    | 20.13   | 25.61 | 11.70   | 22.12      |
| <b>VALUE OF ONE-DWELLING-UNIT STRUCTURES</b>            |       |           |          |              |        |          |          |         |       |         |            |
| Owner-occupied units <sup>1</sup> .....                 | 168   | 542       | 148      | 235          | 125    | 401      | 140      | 146     | 2,591 | 475     | 211        |
| Less than \$2,000.....                                  | 88    | 344       | 73       | 115          | 72     | 251      | 97       | 86      | 616   | 385     | 107        |
| \$2,000 to \$2,999.....                                 | 13    | 64        | 15       | 27           | 11     | 40       | 6        | 18      | 399   | 28      | 34         |
| \$3,000 to \$3,999.....                                 | 15    | 57        | 10       | 11           | 11     | 20       | 3        | 10      | 381   | 15      | 23         |
| \$4,000 to \$4,999.....                                 | 9     | 15        | 12       | 4            | 4      | 16       | 3        | 2       | 294   | 9       | 18         |
| \$5,000 to \$9,999.....                                 | 11    | 40        | 27       | 15           | 15     | 29       | 2        | 2       | 700   | 14      | 20         |
| \$10,000 or more.....                                   | 3     | 5         | ...      | 5            | 1      | 6        | ...      | 1       | 83    | ...     | 2          |
| Not reported.....                                       | 29    | 17        | 11       | 58           | 11     | 39       | 29       | 27      | 118   | 24      | 7          |
| Median value.....dollars.....                           | 1,529 | 1,476     | 1,827    | 1,489        | 1,533  | 1,392    | 1,094    | 1,334   | 3,531 | 1,121   | 1,856      |

<sup>1</sup> Restricted to 1-dwelling-unit properties.

Table 29.—OCCUPANCY CHARACTERISTICS, TYPE OF STRUCTURE, NUMBER OF ROOMS, CONDITION AND PLUMBING FACILITIES, AND NUMBER OF PERSONS IN RURAL-NONFARM DWELLING UNITS, FOR COUNTIES: 1950

[Percent not shown where less than 0.1; median and percent not shown where base is less than 100]

| Subject   | Adair | Alfalfa | Atoka | Beaver | Beckham | Blaine | Bryan | Caddo | Canadian | Carter | Cherokee | Choctaw | Cimarron | Cleveland | Coal  | Comanche | Cotton |  |
|---|-------|---------|-------|--------|---------|--------|-------|-------|----------|--------|----------|---------|----------|-----------|-------|----------|--------|--|
| Total dwelling units.....                               | 1,794 | 1,220   | 888   | 1,083  | 1,186   | 2,062  | 2,487 | 4,637 | 2,081    | 2,913  | 1,261    | 1,641   | 928      | 2,530     | 1,281 | 3,280    | 1,327  |  |
| OCCUPANCY, TENURE, AND RACE                             |       |         |       |        |         |        |       |       |          |        |          |         |          |           |       |          |        |  |
| Occupied dwelling units.....                            | 1,712 | 1,137   | 807   | 940    | 1,109   | 1,784  | 2,262 | 4,125 | 1,894    | 2,654  | 1,002    | 1,526   | 834      | 2,278     | 1,206 | 2,838    | 1,071  |  |
| Owner occupied.....                                     | 943   | 808     | 415   | 574    | 676     | 1,089  | 1,365 | 2,479 | 1,189    | 1,409  | 414      | 865     | 531      | 1,123     | 805   | 1,227    | 651    |  |
| Percent of total occupied.....                          | 55.1  | 71.1    | 51.4  | 61.1   | 61.0    | 61.0   | 60.3  | 60.1  | 62.8     | 53.1   | 41.3     | 56.7    | 63.7     | 49.3      | 66.7  | 43.2     | 60.8   |  |
| White.....  | 840   | 808     | 349   | 574    | 669     | 1,011  | 1,266 | 2,296 | 1,154    | 1,324  | 336      | 693     | 530      | 1,117     | 747   | 1,127    | 590    |  |
| Negro.....  | 1     | ...     | 52    | ...    | 7       | 50     | 76    | 64    | 23       | 77     | 8        | 152     | 1        | ...       | 43    | 1        | 46     |  |
| Other races.....  | 102   | ...     | 14    | ...    | ...     | 28     | 23    | 119   | 12       | 8      | 70       | 20      | ...      | 6         | 15    | 99       | 15     |  |
| Renter occupied.....                                    | 769   | 329     | 392   | 366    | 433     | 695    | 897   | 1,646 | 705      | 1,245  | 588      | 661     | 303      | 1,155     | 401   | 1,611    | 420    |  |
| White.....  | 646   | 328     | 341   | 366    | 430     | 658    | 845   | 1,537 | 663      | 1,181  | 465      | 547     | 303      | 1,125     | 381   | 1,478    | 403    |  |
| Negro.....  | 1     | 1       | 27    | ...    | 3       | 21     | 33    | 28    | 8        | 50     | ...      | 92      | ...      | 4         | 6     | 57       | 11     |  |
| Other races.....  | 122   | ...     | 24    | ...    | ...     | 16     | 19    | 81    | 34       | 14     | 123      | 22      | ...      | 16        | 14    | 76       | 6      |  |
| Nonresident dwelling units.....                         | 2     | 1       | ...   | 8      | 1       | 5      | 1     | ...   | ...      | ...    | 1        | 3       | 17       | 2         | 3     | 7        | 2      |  |
| Vacant dwelling units.....                              | 80    | 82      | 81    | 135    | 76      | 273    | 224   | 511   | 187      | 259    | 258      | 112     | 77       | 290       | 72    | 435      | 254    |  |
| Noneasonal not dilapidated, for rent or sale.....       | 32    | 19      | 24    | 39     | 8       | 43     | 28    | 58    | 47       | 20     | 36       | 12      | 27       | 153       | 3     | 88       | 30     |  |
| Percent of total dwelling units.....                    | 1.8   | 1.6     | 2.7   | 3.6    | 0.7     | 2.1    | 1.1   | 1.3   | 2.3      | 0.7    | 2.9      | 0.7     | 2.9      | 6.0       | 0.2   | 2.7      | 2.3    |  |
| For rent.....   | 27    | 14      | 23    | 33     | 5       | 34     | 25    | 55    | 35       | 16     | 34       | 10      | 22       | 145       | 3     | 85       | 28     |  |
| For sale only.....                                      | 5     | 5       | 1     | 6      | 3       | 9      | 3     | 3     | 12       | 4      | 2        | 2       | 5        | 8         | ...   | 3        | 2      |  |
| Noneasonal not dilapidated, not for rent or sale.....   | 24    | 42      | 24    | 35     | 19      | 91     | 70    | 147   | 80       | 49     | 54       | 23      | 29       | 51        | 28    | 129      | 71     |  |
| Noneasonal dilapidated.....                             | 21    | 8       | 22    | 37     | 41      | 99     | 106   | 243   | 36       | 119    | 49       | 55      | 12       | 40        | 36    | 125      | 146    |  |
| Seasonal.....   | 3     | 13      | 11    | 24     | 8       | 40     | 20    | 63    | 24       | 71     | 119      | 22      | 9        | 6         | 5     | 93       | 7      |  |
| TYPE OF STRUCTURE                                       |       |         |       |        |         |        |       |       |          |        |          |         |          |           |       |          |        |  |
| 1 dwelling unit, detached.....                          | 1,563 | 1,139   | 810   | 933    | 1,087   | 1,852  | 2,254 | 4,092 | 1,873    | 2,727  | 1,223    | 1,544   | 774      | 1,753     | 1,223 | 2,470    | 1,247  |  |
| Other dwelling units.....                               | 217   | 76      | 64    | 140    | 90      | 197    | 222   | 527   | 188      | 145    | 32       | 88      | 123      | 763       | 53    | 761      | 74     |  |
| Trailers.....   | 14    | 5       | 14    | 10     | 9       | 13     | 11    | 18    | 20       | 41     | 6        | 9       | 31       | 14        | 5     | 49       | 6      |  |
| NUMBER OF ROOMS   |       |         |       |        |         |        |       |       |          |        |          |         |          |           |       |          |        |  |
| 1 room.....   | 116   | 22      | 79    | 49     | 34      | 89     | 96    | 222   | 51       | 91     | 153      | 81      | 65       | 121       | 40    | 129      | 43     |  |
| 2 rooms.....  | 361   | 77      | 219   | 121    | 130     | 217    | 402   | 656   | 175      | 398    | 399      | 304     | 144      | 263       | 159   | 393      | 181    |  |
| 3 rooms.....  | 327   | 150     | 180   | 176    | 215     | 348    | 507   | 862   | 269      | 628    | 259      | 334     | 168      | 534       | 226   | 583      | 274    |  |
| 4 rooms.....  | 434   | 283     | 205   | 296    | 344     | 510    | 721   | 1,153 | 586      | 913    | 262      | 472     | 252      | 858       | 360   | 885      | 386    |  |
| 5 rooms.....  | 253   | 350     | 96    | 213    | 250     | 435    | 378   | 930   | 474      | 524    | 94       | 229     | 153      | 420       | 255   | 550      | 195    |  |
| 6 rooms.....  | 154   | 194     | 49    | 138    | 131     | 257    | 204   | 477   | 313      | 225    | 48       | 130     | 73       | 201       | 141   | 170      | 148    |  |
| 7 rooms.....  | 50    | 64      | 10    | 34     | 39      | 98     | 47    | 133   | 89       | 41     | 9        | 30      | 35       | 61        | 35    | 130      | 33     |  |
| 8 rooms.....  | 20    | 33      | 1     | 23     | 11      | 52     | 22    | 49    | 41       | 17     | 2        | 9       | 10       | 18        | 14    | 53       | 11     |  |
| 9 rooms or more.....                                    | 15    | 25      | 2     | 23     | 1       | 30     | 9     | 35    | 25       | 8      | 4        | 6       | 1        | 15        | 10    | 106      | 5      |  |
| Not reported.....                                       | 64    | 22      | 47    | 10     | 31      | 26     | 101   | 120   | 58       | 68     | 31       | 46      | 22       | 39        | 41    | 81       | 51     |  |
| CONDITION AND PLUMBING FACILITIES                       |       |         |       |        |         |        |       |       |          |        |          |         |          |           |       |          |        |  |
| Total dwelling units.....                               | 1,794 | 1,220   | 888   | 1,083  | 1,186   | 2,062  | 2,487 | 4,637 | 2,081    | 2,913  | 1,261    | 1,641   | 928      | 2,530     | 1,281 | 3,280    | 1,327  |  |
| Not dilapidated:  |       |         |       |        |         |        |       |       |          |        |          |         |          |           |       |          |        |  |
| With priv. toilet and bath, and hot running water.....  | 410   | 504     | 59    | 575    | 511     | 971    | 428   | 1,979 | 1,066    | 958    | 100      | 127     | 508      | 1,307     | 239   | 1,560    | 358    |  |
| With private toilet and bath, and only cold water.....  | 72    | 99      | 6     | 25     | 29      | 97     | 49    | 159   | 63       | 46     | 25       | 30      | 6        | 80        | 28    | 65       | 17     |  |
| With running water, lacking private toilet or bath..... | 322   | 319     | 114   | 203    | 180     | 376    | 374   | 648   | 279      | 525    | 77       | 309     | 208      | 485       | 216   | 449      | 188    |  |
| No running water.....                                   | 494   | 226     | 448   | 155    | 196     | 322    | 778   | 739   | 474      | 562    | 602      | 542     | 132      | 437       | 250   | 695      | 350    |  |
| Dilapidated:  |       |         |       |        |         |        |       |       |          |        |          |         |          |           |       |          |        |  |
| With priv. toilet and bath, and hot running water.....  | 8     | 1       | ...   | 7      | 19      | 4      | 11    | 104   | 4        | 43     | 1        | 4       | 4        | 12        | 9     | 16       | 13     |  |
| Lacking hot water, private toilet or bath.....          | 404   | 32      | 231   | 100    | 199     | 257    | 532   | 893   | 132      | 698    | 412      | 587     | 48       | 164       | 446   | 374      | 351    |  |
| Condition or plumbing facilities not reported.....      | 84    | 39      | 30    | 18     | 52      | 35     | 315   | 115   | 63       | 81     | 34       | 42      | 22       | 45        | 93    | 121      | 50     |  |
| Renter-occupied dwelling units.....                     | 769   | 329     | 392   | 366    | 433     | 695    | 897   | 1,646 | 705      | 1,245  | 588      | 661     | 303      | 1,155     | 401   | 1,611    | 420    |  |
| Not dilapidated:  |       |         |       |        |         |        |       |       |          |        |          |         |          |           |       |          |        |  |
| With priv. toilet and bath, and hot running water.....  | 109   | 96      | 26    | 191    | 137     | 274    | 82    | 599   | 317      | 450    | 33       | 25      | 146      | 641       | 50    | 988      | 95     |  |
| With private toilet and bath, and only cold water.....  | 26    | 22      | 3     | 10     | 9       | 27     | 14    | 98    | 21       | 21     | 1        | 6       | ...      | 19        | 3     | 23       | 6      |  |
| With running water, lacking private toilet or bath..... | 135   | 114     | 51    | 67     | 87      | 209    | 162   | 295   | 112      | 219    | 20       | 94      | 86       | 223       | 68    | 153      | 63     |  |
| No running water.....                                   | 218   | 77      | 185   | 66     | 84      | 105    | 323   | 306   | 186      | 216    | 255      | 219     | 48       | 159       | 76    | 271      | 151    |  |
| Dilapidated:  |       |         |       |        |         |        |       |       |          |        |          |         |          |           |       |          |        |  |
| With priv. toilet and bath, and hot running water.....  | 2     | ...     | ...   | 1      | 7       | ...    | 3     | 31    | 2        | 18     | 1        | ...     | ...      | 4         | 4     | 6        | 5      |  |
| Lacking hot water, private toilet or bath.....          | 234   | 12      | 120   | 24     | 86      | 72     | 205   | 366   | 53       | 283    | 264      | 299     | 17       | 82        | 173   | 131      | 80     |  |
| Condition or plumbing facilities not reported.....      | 45    | 8       | 7     | 7      | 23      | 8      | 108   | 51    | 14       | 38     | 14       | 18      | 6        | 27        | 27    | 39       | 20     |  |
| NUMBER OF PERSONS                                       |       |         |       |        |         |        |       |       |          |        |          |         |          |           |       |          |        |  |
| Total occupied dwelling units.....                      | 1,712 | 1,137   | 807   | 940    | 1,109   | 1,784  | 2,262 | 4,125 | 1,894    | 2,654  | 1,002    | 1,526   | 834      | 2,278     | 1,206 | 2,838    | 1,071  |  |
| 1 person.....   | 245   | 221     | 113   | 161    | 175     | 246    | 389   | 572   | 244      | 261    | 122      | 247     | 114      | 173       | 205   | 240      | 137    |  |
| 2 persons.....  | 514   | 399     | 218   | 267    | 324     | 584    | 640   | 1,302 | 587      | 743    | 141      | 436     | 246      | 614       | 372   | 724      | 338    |  |
| 3 persons.....  | 323   | 207     | 151   | 220    | 280     | 375    | 432   | 815   | 384      | 561    | 266      | 281     | 171      | 596       | 241   | 626      | 210    |  |
| 4 persons.....  | 239   | 157     | 127   | 148    | 112     | 286    | 344   | 626   | 307      | 475    | 101      | 208     | 136      | 423       | 166   | 565      | 148    |  |
| 5 persons.....  | 158   | 84      | 74    | 85     | 117     | 153    | 211   | 359   | 178      | 290    | 184      | 134     | 93       | 230       | 94    | 330      | 93     |  |
| 6 persons.....  | 89    | 38      | 45    | 32     | 43      | 62     | 123   | 190   | 88       | 158    | 37       | 101     | 34       | 126       | 56    | 165      | 63     |  |
| 7 persons.....  | 55    | 19      | 34    | 18     | 25      | 39     | 60    | 117   | 52       | 73     | 83       | 50      | 15       | 70        | 31    | 85       | 28     |  |
| 8 persons.....  | 42    | 7       | 23    | 7      | 13      | 19     | 26    | 68    | 23       | 58     | 29       | 32      | 11       | 25        | 16    | 48       | 25     |  |
| 9 persons.....  | 15    | 4       | 15    | 1      | 15      | 6      | 19    | 30    | 19       | 16     | 33       | 14      | 7        | 10        | 11    | 24       | 10     |  |
| 10 persons or more.....                                 | 32    | 1       | 7     | 1      | 5       | 14     | 18    | 46    | 12       | 19     | 6        | 23      | 7        | 11        | 14    | 30       | 19     |  |
| Median number of persons:                               |       |         |       |        |         |        |       |       |          |        |          |         |          |           |       |          |        |  |
| Total occupied dwelling units.....                      | 2.8   | 2.4     | 3.0   | 2.7    | 2.7     | 2.7    | 2.7   | 2.7   | 2.8      | 3.1    | 3.4      | 2.8     | 2.8      | 3.1       | 2.6   | 3.2      | 2.8    |  |
| Owner-occupied dwelling units.....                      | 2.5   | 2.3     | 2.8   | 2.5    | 2.3     | 2.5    | 2.6   | 2.5   | 2.5      | 2.9    | 3.0      | 2.6     | 2.8      | 2.9       | 2.5   | 2.8      | 2.5    |  |
| Renter-occupied dwelling units.....                     | 3.1   | 2.7     | 3.3   | 3.0    | 3.2     | 3.0    | 3.0   | 3.0   | 3.2      | 3.3    | 3.6      | 3.0     | 3.0      | 3.2       | 2.9   | 3.5      | 3.2    |  |
| PERSONS PER ROOM  |       |         |       |        |         |        |       |       |          |        |          |         |          |           |       |          |        |  |
| Total occupied dwelling units.....                      | 1,712 | 1,137   | 807   | 940    | 1,109   | 1,784  | 2,262 | 4,125 | 1,894    | 2,654  | 1,002    | 1,526   | 834      | 2,278     | 1,206 | 2,838    | 1,071  |  |
| 0.75 or less.....                                       | 799   | 806     | 304   | 576    | 676     | 606    | 1,175 | 2,234 | 1,123    | 1,276  | 227      | 735     | 403      | 1,030     | 694   | 1,465    | 564    |  |
| 0.75 to 1.00.....                                       | 346   | 201     | 177   | 221    | 187     | 359    | 464   | 931   | 400      | 611    | 203      | 310     | 211      | 676       | 218   | 612      | 226    |  |
| 1.01 to 1.50.....                                       | 196   | 69      | 106   | 83     | 101     | 135    | 275   | 430   | 193      | 373    | 192      | 190     | 100      | 267       | 125   | 357      | 120    |  |
| 1.51 or more.....                                       | 315   | 39      | 190   | 52     | 120     | 665    | 291   | 449   | 145      | 342    | 358      | 251     | 104      | 273       | 143   |          |        |  |

HOUSING—GENERAL CHARACTERISTICS

Table 29.—OCCUPANCY CHARACTERISTICS, TYPE OF STRUCTURE, NUMBER OF ROOMS, CONDITION AND PLUMBING FACILITIES, AND NUMBER OF PERSONS IN RURAL-NONFARM DWELLING UNITS, FOR COUNTIES: 1950—Con.

[Percent not shown where less than 0.1; median and percent not shown where base is less than 100]

| Subject   | Craig | Creek | Custer | Dela-<br>ware | Dewey | Ellis | Gar-<br>field | Garvin | Grady | Grant | Greer | Harmon | Harper | Haskell | Hughes | Jackaon | Jef-<br>erson |  |
|---|-------|-------|--------|---------------|-------|-------|---------------|--------|-------|-------|-------|--------|--------|---------|--------|---------|---------------|--|
| Total dwelling units.....                               | 907   | 2,922 | 1,217  | 2,257         | 1,408 | 1,349 | 2,318         | 3,250  | 2,645 | 1,796 | 748   | 288    | 1,195  | 1,900   | 2,016  | 1,403   | 2,382         |  |
| OCCUPANCY, TENURE, AND RACE                             |       |       |        |               |       |       |               |        |       |       |       |        |        |         |        |         |               |  |
| Occupied dwelling units.....                            | 869   | 2,705 | 1,134  | 1,576         | 1,299 | 1,261 | 2,176         | 3,068  | 2,368 | 1,699 | 702   | 269    | 1,105  | 1,737   | 1,848  | 1,338   | 2,204         |  |
| Owner occupied.....                                     | 634   | 1,556 | 752    | 961           | 909   | 842   | 1,561         | 1,771  | 1,417 | 1,235 | 445   | 151    | 730    | 1,093   | 1,092  | 852     | 1,354         |  |
| Percent of total occupied.....                          | 70.7  | 57.5  | 66.3   | 61.0          | 70.0  | 66.8  | 71.7          | 57.7   | 59.8  | 72.7  | 63.4  | 56.1   | 66.1   | 62.9    | 59.1   | 63.7    | 61.4          |  |
| White.....  | 592   | 1,441 | 725    | 860           | 891   | 842   | 1,561         | 1,696  | 1,413 | 1,234 | 440   | 151    | 730    | 1,071   | 981    | 850     | 1,309         |  |
| Negro.....  | 16    | 102   | 1      | ...           | ...   | ...   | ...           | 64     | 3     | 1     | 5     | ...    | ...    | 9       | 64     | 1       | 43            |  |
| Other races.....  | 6     | 13    | 26     | 101           | 18    | ...   | ...           | 11     | 3     | ...   | ...   | ...    | ...    | 13      | 47     | 1       | 2             |  |
| Renter occupied.....                                    | 235   | 1,149 | 382    | 615           | 390   | 419   | 615           | 1,297  | 951   | 464   | 257   | 118    | 375    | 644     | 796    | 486     | 850           |  |
| White.....  | 242   | 1,088 | 362    | 479           | 376   | 419   | 614           | 1,264  | 942   | 463   | 253   | 111    | 375    | 625     | 657    | 477     | 831           |  |
| Negro.....  | 6     | 48    | 4      | ...           | ...   | ...   | ...           | 22     | 3     | ...   | 4     | 7      | ...    | 8       | 37     | 9       | 18            |  |
| Other races.....  | 7     | 13    | 16     | 136           | 14    | ...   | 1             | 11     | 6     | 1     | ...   | ...    | ...    | 11      | 62     | ...     | 1             |  |
| Nonresident dwelling units.....                         | ...   | 10    | 1      | 36            | 1     | ...   | ...           | 4      | 3     | 2     | ...   | ...    | ...    | 1       | ...    | ...     | 1             |  |
| Vacant dwelling units.....                              | 38    | 207   | 82     | 645           | 108   | 88    | 142           | 178    | 274   | 95    | 46    | 19     | 89     | 163     | 168    | 65      | 177           |  |
| Nonseasonal not dilapidated, for rent or sale.....      | 6     | 36    | 15     | 25            | 40    | 45    | 43            | 41     | 33    | 23    | 5     | 2      | 17     | 82      | 28     | 9       | 31            |  |
| Percent of total dwelling units.....                    | 0.7   | 1.2   | 1.2    | 1.1           | 2.8   | 3.3   | 1.9           | 1.3    | 1.2   | 1.3   | 0.7   | 0.7    | 1.4    | 4.5     | 1.4    | 0.6     | 1.3           |  |
| For rent.....   | 6     | 30    | 11     | 20            | 37    | 40    | 32            | 33     | 19    | 13    | 4     | ...    | 14     | 79      | 27     | 7       | 30            |  |
| For sale only.....                                      | ...   | 6     | 4      | 5             | 3     | 5     | 11            | 8      | 14    | 10    | 1     | 2      | 3      | 3       | 1      | 2       | 1             |  |
| Nonseasonal not dilapidated, not for rent or sale.....  | 11    | 75    | 32     | 93            | 31    | 26    | 51            | 61     | 85    | 47    | 10    | 6      | 19     | 12      | 36     | 24      | 40            |  |
| Nonseasonal dilapidated.....                            | 19    | 66    | 25     | 81            | 34    | 16    | 23            | 60     | 144   | 19    | 4     | 3      | 48     | 65      | 83     | 13      | 78            |  |
| Seasonal.....   | 2     | 30    | 10     | 446           | 3     | 1     | 25            | 16     | 12    | 6     | 27    | 8      | 5      | 4       | 21     | 19      | 28            |  |
| TYPE OF STRUCTURE                                       |       |       |        |               |       |       |               |        |       |       |       |        |        |         |        |         |               |  |
| 1 dwelling unit, detached.....                          | 856   | 2,742 | 1,103  | 2,142         | 1,303 | 1,155 | 2,048         | 3,006  | 2,394 | 1,593 | 688   | 271    | 1,097  | 1,577   | 1,858  | 1,269   | 2,131         |  |
| Other dwelling units.....                               | 43    | 163   | 111    | 108           | 96    | 184   | 175           | 206    | 241   | 195   | 60    | 17     | 88     | 320     | 153    | 124     | 242           |  |
| Trailers.....   | 8     | 17    | 3      | 7             | 9     | 10    | 95            | 38     | 10    | 8     | ...   | ...    | 10     | 3       | 5      | 10      | 9             |  |
| NUMBER OF ROOMS   |       |       |        |               |       |       |               |        |       |       |       |        |        |         |        |         |               |  |
| 1 room.....   | 33    | 109   | 32     | 237           | 52    | 35    | 55            | 88     | 75    | 36    | 6     | 12     | 35     | 56      | 53     | 37      | 84            |  |
| 2 rooms.....  | 103   | 279   | 79     | 561           | 164   | 134   | 143           | 409    | 357   | 88    | 83    | 37     | 155    | 212     | 208    | 107     | 248           |  |
| 3 rooms.....  | 148   | 492   | 210    | 450           | 203   | 210   | 333           | 697    | 518   | 215   | 125   | 49     | 182    | 375     | 387    | 235     | 447           |  |
| 4 rooms.....  | 240   | 764   | 316    | 471           | 394   | 350   | 518           | 984    | 686   | 453   | 185   | 75     | 327    | 577     | 572    | 394     | 661           |  |
| 5 rooms.....  | 200   | 744   | 273    | 272           | 318   | 313   | 664           | 602    | 531   | 496   | 152   | 58     | 264    | 377     | 413    | 296     | 467           |  |
| 6 rooms.....  | 102   | 317   | 184    | 133           | 167   | 156   | 330           | 236    | 262   | 265   | 113   | 25     | 122    | 170     | 252    | 179     | 248           |  |
| 7 rooms.....  | 27    | 69    | 63     | 30            | 52    | 70    | 97            | 72     | 86    | 102   | 36    | 7      | 46     | 45      | 53     | 56      | 67            |  |
| 8 rooms.....  | 21    | 18    | 25     | 14            | 22    | 28    | 53            | 27     | 39    | 54    | 10    | 5      | 13     | 12      | 13     | 25      | 26            |  |
| 9 rooms or more.....                                    | 11    | 19    | 14     | 13            | 12    | 34    | 44            | 24     | 15    | 37    | 17    | 1      | 11     | 15      | 17     | 11      | 17            |  |
| Not reported.....                                       | 22    | 111   | 21     | 76            | 24    | 19    | 81            | 111    | 76    | 50    | 21    | 19     | 40     | 61      | 48     | 63      | 117           |  |
| CONDITION AND PLUMBING FACILITIES                       |       |       |        |               |       |       |               |        |       |       |       |        |        |         |        |         |               |  |
| Total dwelling units.....                               | 907   | 2,922 | 1,217  | 2,257         | 1,408 | 1,349 | 2,318         | 3,250  | 2,645 | 1,796 | 748   | 288    | 1,195  | 1,900   | 2,016  | 1,403   | 2,382         |  |
| Not dilapidated:  |       |       |        |               |       |       |               |        |       |       |       |        |        |         |        |         |               |  |
| With priv. toilet and bath, and hot running water.....  | 192   | 857   | 438    | 675           | 469   | 776   | 1,112         | 1,195  | 902   | 985   | 297   | 57     | 663    | 633     | 472    | 461     | 1,011         |  |
| With private toilet and bath, and only cold water.....  | 16    | 41    | 71     | 47            | 76    | 31    | 51            | 31     | 121   | 42    | 32    | 8      | 10     | 26      | 30     | 72      | 98            |  |
| With running water, lacking private toilet or bath..... | 173   | 679   | 156    | 227           | 247   | 299   | 381           | 552    | 349   | 337   | 189   | 64     | 177    | 174     | 324    | 249     | 449           |  |
| No running water.....                                   | 280   | 785   | 305    | 658           | 274   | 108   | 443           | 683    | 576   | 308   | 131   | 95     | 131    | 705     | 477    | 359     | 335           |  |
| Dilapidated:  |       |       |        |               |       |       |               |        |       |       |       |        |        |         |        |         |               |  |
| With priv. toilet and bath, and hot running water.....  | 8     | 14    | 15     | 18            | 36    | 15    | 49            | 56     | 29    | 6     | 4     | 1      | 28     | 51      | 25     | 9       | 15            |  |
| Lacking hot water, private toilet or bath.....          | 218   | 363   | 209    | 523           | 268   | 94    | 183           | 601    | 484   | 65    | 67    | 42     | 155    | 257     | 629    | 170     | 396           |  |
| Condition or plumbing facilities not reported.....      | 20    | 183   | 23     | 109           | 38    | 26    | 99            | 132    | 184   | 53    | 28    | 21     | 31     | 54      | 59     | 83      | 78            |  |
| Renter-occupied dwelling units.....                     | 255   | 1,149 | 382    | 615           | 390   | 419   | 615           | 1,297  | 951   | 464   | 257   | 118    | 375    | 644     | 756    | 486     | 850           |  |
| Not dilapidated:  |       |       |        |               |       |       |               |        |       |       |       |        |        |         |        |         |               |  |
| With priv. toilet and bath, and hot running water.....  | 44    | 351   | 136    | 98            | 88    | 197   | 242           | 370    | 230   | 226   | 60    | 13     | 178    | 171     | 121    | 104     | 284           |  |
| With private toilet and bath, and only cold water.....  | 1     | 15    | 6      | 21            | 9     | 13    | 14            | 34     | 6     | 6     | 24    | 1      | 6      | 9       | 7      | 10      | 31            |  |
| With running water, lacking private toilet or bath..... | 41    | 284   | 56     | 57            | 83    | 115   | 121           | 242    | 167   | 117   | 77    | 22     | 72     | 80      | 107    | 95      | 194           |  |
| No running water.....                                   | 91    | 285   | 109    | 201           | 95    | 43    | 137           | 305    | 237   | 86    | 59    | 54     | 54     | 232     | 208    | 140     | 128           |  |
| Dilapidated:  |       |       |        |               |       |       |               |        |       |       |       |        |        |         |        |         |               |  |
| With priv. toilet and bath, and hot running water.....  | 1     | 3     | 5      | 8             | 8     | 7     | 17            | 15     | 9     | ...   | 2     | ...    | 14     | 5       | 8      | 2       | 7             |  |
| Lacking hot water, private toilet or bath.....          | 72    | 133   | 63     | 216           | 85    | 40    | 61            | 302    | 203   | 13    | 23    | 23     | 43     | 122     | 291    | 109     | 167           |  |
| Condition or plumbing facilities not reported.....      | 5     | 78    | 7      | 29            | 10    | 8     | 24            | 49     | 71    | 16    | 12    | 5      | 8      | 25      | 14     | 26      | 39            |  |
| NUMBER OF PERSONS                                       |       |       |        |               |       |       |               |        |       |       |       |        |        |         |        |         |               |  |
| Total occupied dwelling units.....                      | 869   | 2,705 | 1,134  | 1,576         | 1,299 | 1,261 | 2,176         | 3,068  | 2,368 | 1,699 | 702   | 269    | 1,105  | 1,737   | 1,848  | 1,338   | 2,204         |  |
| 1 person.....   | 158   | 360   | 217    | 235           | 221   | 207   | 312           | 330    | 331   | 331   | 96    | 38     | 157    | 212     | 278    | 207     | 364           |  |
| 2 persons.....  | 299   | 865   | 342    | 519           | 455   | 423   | 676           | 914    | 739   | 583   | 243   | 90     | 338    | 513     | 531    | 463     | 695           |  |
| 3 persons.....  | 157   | 527   | 245    | 300           | 242   | 256   | 479           | 666    | 481   | 335   | 131   | 52     | 241    | 356     | 369    | 237     | 407           |  |
| 4 persons.....  | 108   | 387   | 150    | 222           | 177   | 209   | 345           | 512    | 378   | 230   | 107   | 41     | 192    | 288     | 243    | 202     | 356           |  |
| 5 persons.....  | 69    | 254   | 78     | 125           | 87    | 86    | 199           | 305    | 194   | 132   | 71    | 24     | 92     | 159     | 183    | 125     | 193           |  |
| 6 persons.....  | 35    | 147   | 54     | 85            | 62    | 38    | 94            | 183    | 126   | 53    | 28    | 9      | 46     | 97      | 110    | 48      | 88            |  |
| 7 persons.....  | 22    | 76    | 23     | 42            | 26    | 29    | 38            | 86     | 55    | 16    | 14    | 5      | 16     | 56      | 54     | 27      | 53            |  |
| 8 persons.....  | 9     | 50    | 10     | 28            | 17    | 8     | 19            | 32     | 29    | 11    | 6     | 4      | 12     | 33      | 43     | 14      | 25            |  |
| 9 persons.....  | 8     | 18    | 6      | 10            | 7     | 5     | 7             | 14     | 17    | 2     | 3     | 3      | 8      | 11      | 18     | 7       | 13            |  |
| 10 persons or more.....                                 | 4     | 21    | 9      | 10            | 5     | ...   | 7             | 26     | 18    | 6     | 3     | 3      | 3      | 12      | 19     | 8       | 10            |  |
| Median number of persons:                               |       |       |        |               |       |       |               |        |       |       |       |        |        |         |        |         |               |  |
| Total occupied dwelling units.....                      | 2.4   | 2.7   | 2.5    | 2.6           | 2.4   | 2.5   | 2.7           | 2.9    | 2.7   | 2.4   | 2.6   | 2.6    | 2.7    | 2.9     | 2.8    | 2.5     | 2.6           |  |
| Owner-occupied dwelling units.....                      | 2.3   | 2.5   | 2.4    | 2.4           | 2.3   | 2.4   | 2.5           | 2.7    | 2.5   | 2.3   | 2.4   | 2.3    | 2.5    | 2.7     | 2.5    | 2.3     | 2.4           |  |
| Renter-occupied dwelling units.....                     | 2.9   | 3.0   | 2.9    | 3.0           | 2.9   | 2.9   | 3.2           | 3.3    | 3.2   | 2.8   | 3.0   | 3.1    | 3.0    | 3.3     | 3.2    | 3.3     | 3.0           |  |
| PERSONS PER ROOM  |       |       |        |               |       |       |               |        |       |       |       |        |        |         |        |         |               |  |
| Total occupied dwelling units.....                      | 869   | 2,705 | 1,134  | 1,576         | 1,299 | 1,261 | 2,176         | 3,068  | 2,368 | 1,699 | 702   | 269    | 1,105  | 1,737   | 1,848  | 1,338   | 2,204         |  |
| 0.75 or less.....                                       | 545   | 1,524 | 738    | 786           | 823   | 810   | 1,338         | 1,552  | 953   | 1,194 | 427   | 142    | 624    | 917     | 1,035  | 808     | 1,264         |  |
| 0.76 to 1.00.....                                       | 146   | 531   | 219    | 291           | 232   | 264   | 466           | 653    | 467   | 299   | 153   | 60     | 254    | 345     | 366    | 252     | 412           |  |
| 1.01 to 1.50.....                                       | 83    | 284   | 92     | 179           | 106   | 116   | 200           | 410    | 529   | 116   | 59    | 16     | 105    | 211     | 207    | 144     | 232           |  |
| 1.51 or more.....                                       | 75    | 283   | 72     | 285           | 118   | 56    | 123           | 369    | 368   | 49    | 46    | 39     | 87     | 206     | 205    | 96      | 185           |  |
| Not reported.....                                       | 20    | 83    | 13     | 35            | 20    | 15    | 49            | 84     | 51    | 41    | 17    | 12     | 35     | 58      | 35     | 38      |               |  |

Table 29.—OCCUPANCY CHARACTERISTICS, TYPE OF STRUCTURE, NUMBER OF ROOMS, CONDITION AND PLUMBING FACILITIES, AND NUMBER OF PERSONS IN RURAL-NONFARM DWELLING UNITS, FOR COUNTIES: 1950—Con.

[Percent not shown where less than 0.1; median and percent not shown where base is less than 100]

| Subject   | Johnston | Kay   | Kingfisher | Kiowa | Latimer | LeFlore | Lincoln | Logan | Love  | McClain | McCurtain | McIntosh | Major | Marshall | Mayes | Murray | Muskogee |
|---|----------|-------|------------|-------|---------|---------|---------|-------|-------|---------|-----------|----------|-------|----------|-------|--------|----------|
| Total dwelling units.....                               | 1,891    | 2,781 | 1,226      | 2,099 | 1,494   | 5,467   | 3,205   | 1,796 | 1,042 | 1,385   | 3,669     | 928      | 1,414 | 940      | 2,393 | 1,190  | 4,392    |
| OCCUPANCY, TENURE, AND RACE                             |          |       |            |       |         |         |         |       |       |         |           |          |       |          |       |        |          |
| Occupied dwelling units.....                            | 1,723    | 2,587 | 984        | 2,028 | 1,344   | 5,057   | 2,975   | 1,652 | 964   | 1,292   | 3,215     | 747      | 1,359 | 797      | 1,804 | 1,134  | 4,058    |
| Owner occupied.....                                     | 1,038    | 1,659 | 663        | 1,315 | 828     | 2,954   | 1,937   | 1,012 | 559   | 781     | 1,517     | 404      | 911   | 459      | 1,115 | 681    | 2,679    |
| Percent of total occupied.....                          | 60.2     | 64.1  | 67.4       | 64.8  | 61.6    | 58.4    | 65.1    | 61.3  | 58.0  | 60.4    | 47.2      | 54.1     | 67.0  | 57.6     | 61.8  | 60.1   | 66.0     |
| White.....  | 955      | 1,572 | 644        | 1,237 | 768     | 2,855   | 1,851   | 803   | 522   | 772     | 1,263     | 285      | 911   | 438      | 1,067 | 641    | 1,987    |
| Negro.....  | 52       | 31    | 18         | 69    | 38      | 49      | 81      | 208   | 34    | 5       | 195       | 76       | ...   | ...      | 2     | 35     | 658      |
| Other races.....  | 31       | 56    | 1          | 9     | 22      | 50      | 5       | 1     | 3     | 4       | 59        | 43       | ...   | 21       | 46    | 5      | 34       |
| Renter occupied.....                                    | 685      | 928   | 321        | 713   | 516     | 2,103   | 1,038   | 640   | 405   | 511     | 1,698     | 343      | 448   | 338      | 689   | 453    | 1,379    |
| White.....  | 638      | 854   | 289        | 685   | 464     | 1,975   | 979     | 461   | 380   | 499     | 1,340     | 253      | 448   | 315      | 611   | 431    | 1,133    |
| Negro.....  | 16       | 5     | 31         | 26    | 7       | 41      | 51      | 177   | 23    | 8       | 223       | 42       | ...   | 1        | 5     | 11     | 219      |
| Other races.....  | 31       | 69    | 1          | 2     | 45      | 87      | 8       | 2     | 2     | 4       | 135       | 48       | ...   | 22       | 73    | 11     | 27       |
| Nonresident dwelling units.....                         | 2        | ...   | 1          | 1     | 4       | 4       | 8       | 2     | 3     | ...     | 1         | 1        | 1     | 4        | 3     | 4      | 7        |
| Vacant dwelling units.....                              | 166      | 194   | 241        | 70    | 146     | 406     | 222     | 142   | 75    | 93      | 453       | 180      | 54    | 139      | 586   | 52     | 327      |
| Nonseasonal not dilapidated, for rent or sale.....      | 15       | 56    | 28         | 28    | 30      | 58      | 85      | 19    | 20    | 18      | 39        | 7        | 12    | 31       | 72    | 11     | 65       |
| Percent of total dwelling units.....                    | 0.8      | 2.0   | 2.3        | 1.3   | 2.0     | 1.1     | 2.7     | 1.1   | 1.9   | 1.3     | 1.1       | 0.8      | 0.8   | 3.3      | 3.0   | 0.9    | 1.5      |
| For rent.....   | 10       | 33    | 28         | 28    | 22      | 51      | 76      | 17    | 20    | 14      | 38        | 5        | 10    | 27       | 64    | 10     | 50       |
| For sale only.....                                      | 5        | 23    | ...        | ...   | 8       | 7       | 9       | 2     | ...   | 4       | 1         | 2        | 2     | 4        | 8     | 1      | 15       |
| Nonseasonal not dilapidated, not for rent or sale.....  | 28       | 59    | 76         | 14    | 50      | 73      | 47      | 44    | 28    | 23      | 66        | 62       | 15    | 39       | 105   | 24     | 68       |
| Nonseasonal dilapidated.....                            | 64       | 55    | 131        | 26    | 55      | 226     | 68      | 52    | 25    | 40      | 283       | 73       | 18    | 27       | 52    | 15     | 129      |
| Seasonal.....   | 59       | 24    | 6          | 2     | 11      | 49      | 22      | 27    | 2     | 12      | 65        | 38       | 9     | 42       | 357   | 2      | 65       |
| TYPE OF STRUCTURE                                       |          |       |            |       |         |         |         |       |       |         |           |          |       |          |       |        |          |
| 1 dwelling unit, detached.....                          | 1,693    | 2,467 | 1,119      | 1,895 | 1,315   | 5,053   | 2,894   | 1,608 | 850   | 1,284   | 3,563     | 895      | 1,216 | 874      | 2,223 | 1,018  | 4,075    |
| Other dwelling units.....                               | 190      | 286   | 99         | 192   | 174     | 381     | 295     | 178   | 186   | 94      | 95        | 32       | 163   | 63       | 153   | 155    | 292      |
| Trailers.....   | 8        | 28    | 8          | 12    | 5       | 33      | 16      | 10    | 6     | 7       | 11        | 1        | 35    | 3        | 17    | 17     | 25       |
| NUMBER OF ROOMS   |          |       |            |       |         |         |         |       |       |         |           |          |       |          |       |        |          |
| 1 room.....   | 94       | 110   | 40         | 89    | 70      | 214     | 81      | 63    | 48    | 30      | 164       | 39       | 57    | 50       | 190   | 61     | 136      |
| 2 rooms.....  | 257      | 192   | 99         | 215   | 204     | 696     | 308     | 133   | 148   | 177     | 711       | 202      | 153   | 172      | 463   | 186    | 585      |
| 3 rooms.....  | 399      | 398   | 171        | 385   | 250     | 963     | 507     | 230   | 249   | 271     | 965       | 220      | 197   | 209      | 478   | 274    | 802      |
| 4 rooms.....  | 555      | 632   | 299        | 522   | 454     | 1,736   | 758     | 418   | 241   | 453     | 923       | 279      | 327   | 223      | 661   | 315    | 1,311    |
| 5 rooms.....  | 346      | 738   | 298        | 460   | 254     | 975     | 818     | 456   | 166   | 248     | 451       | 113      | 326   | 124      | 308   | 199    | 817      |
| 6 rooms.....  | 137      | 403   | 187        | 249   | 136     | 571     | 412     | 278   | 100   | 124     | 242       | 44       | 214   | 52       | 128   | 90     | 416      |
| 7 rooms.....  | 54       | 119   | 64         | 58    | 40      | 117     | 149     | 92    | 37    | 26      | 51        | 7        | 54    | 7        | 29    | 20     | 94       |
| 8 rooms.....  | 27       | 68    | 27         | 37    | 14      | 28      | 61      | 39    | 15    | 10      | 21        | 5        | 27    | 3        | 18    | 14     | 37       |
| 9 rooms or more.....                                    | 11       | 43    | 26         | 30    | 9       | 24      | 31      | 25    | 6     | 6       | 19        | 2        | 21    | 5        | 10    | 2      | 30       |
| Not reported.....                                       | 51       | 78    | 15         | 54    | 63      | 143     | 80      | 62    | 32    | 40      | 122       | 17       | 38    | 95       | 108   | 29     | 164      |
| CONDITION AND PLUMBING FACILITIES                       |          |       |            |       |         |         |         |       |       |         |           |          |       |          |       |        |          |
| Total dwelling units.....                               | 1,891    | 2,781 | 1,226      | 2,099 | 1,494   | 5,467   | 3,205   | 1,796 | 1,042 | 1,385   | 3,669     | 928      | 1,414 | 940      | 2,393 | 1,190  | 4,392    |
| Not dilapidated:  |          |       |            |       |         |         |         |       |       |         |           |          |       |          |       |        |          |
| With priv. toilet and bath, and hot running water.....  | 480      | 1,395 | 500        | 876   | 431     | 971     | 1,387   | 801   | 364   | 444     | 500       | 51       | 727   | 117      | 673   | 431    | 1,248    |
| With private toilet and bath, and only cold water.....  | 26       | 38    | 26         | 107   | 13      | 35      | 56      | 20    | 46    | 13      | 55        | 2        | 47    | 13       | 94    | 34     | 90       |
| With running water, lacking private toilet or bath..... | 220      | 317   | 140        | 427   | 221     | 644     | 513     | 274   | 222   | 231     | 500       | 48       | 195   | 280      | 370   | 235    | 684      |
| No running water.....                                   | 572      | 449   | 233        | 359   | 393     | 1,945   | 665     | 410   | 272   | 328     | 1,122     | 411      | 239   | 343      | 852   | 347    | 1,049    |
| Dilapidated:  |          |       |            |       |         |         |         |       |       |         |           |          |       |          |       |        |          |
| With priv. toilet and bath, and hot running water.....  | 12       | 77    | 33         | 14    | 17      | 33      | 57      | 10    | 1     | 11      | 5         | ...      | 9     | 10       | 14    | 2      | 53       |
| Lacking hot water, private toilet or bath.....          | 489      | 386   | 262        | 244   | 359     | 1,643   | 419     | 191   | 102   | 301     | 1,377     | 376      | 100   | 111      | 246   | 112    | 1,051    |
| Condition or plumbing facilities not reported.....      | 92       | 119   | 32         | 72    | 60      | 196     | 108     | 90    | 35    | 57      | 110       | 40       | 97    | 66       | 144   | 29     | 217      |
| Renter-occupied dwelling units.....                     | 685      | 928   | 321        | 713   | 516     | 2,103   | 1,038   | 640   | 405   | 511     | 1,698     | 343      | 448   | 338      | 689   | 453    | 1,379    |
| Not dilapidated:  |          |       |            |       |         |         |         |       |       |         |           |          |       |          |       |        |          |
| With priv. toilet and bath, and hot running water.....  | 170      | 365   | 105        | 216   | 135     | 238     | 396     | 270   | 104   | 97      | 155       | 16       | 206   | 22       | 143   | 124    | 283      |
| With private toilet and bath, and only cold water.....  | 9        | 16    | 10         | 26    | 2       | 10      | 17      | 5     | 17    | 7       | 24        | 1        | 10    | 4        | 10    | 13     | 25       |
| With running water, lacking private toilet or bath..... | 92       | 132   | 37         | 174   | 78      | 228     | 189     | 121   | 104   | 86      | 275       | 17       | 77    | 86       | 101   | 107    | 212      |
| No running water.....                                   | 182      | 133   | 68         | 146   | 117     | 709     | 208     | 139   | 114   | 132     | 532       | 135      | 80    | 143      | 301   | 148    | 350      |
| Dilapidated:  |          |       |            |       |         |         |         |       |       |         |           |          |       |          |       |        |          |
| With priv. toilet and bath, and hot running water.....  | 3        | 31    | 15         | 4     | 4       | 9       | 23      | 5     | 1     | 6       | ...       | ...      | 5     | 10       | 8     | 1      | 22       |
| Lacking hot water, private toilet or bath.....          | 194      | 182   | 69         | 117   | 167     | 824     | 165     | 80    | 56    | 152     | 690       | 153      | 30    | 64       | 92    | 48     | 413      |
| Condition or plumbing facilities not reported.....      | 35       | 49    | 17         | 30    | 13      | 85      | 40      | 20    | 9     | 31      | 22        | 21       | 40    | 9        | 34    | 12     | 74       |
| NUMBER OF PERSONS                                       |          |       |            |       |         |         |         |       |       |         |           |          |       |          |       |        |          |
| Total occupied dwelling units.....                      | 1,723    | 2,587 | 984        | 2,028 | 1,344   | 5,057   | 2,975   | 1,652 | 964   | 1,292   | 3,215     | 747      | 1,359 | 797      | 1,804 | 1,134  | 4,058    |
| 1 person.....   | 255      | 387   | 202        | 340   | 224     | 633     | 515     | 280   | 161   | 151     | 386       | 85       | 232   | 99       | 270   | 140    | 512      |
| 2 persons.....  | 529      | 786   | 320        | 645   | 404     | 1,404   | 976     | 552   | 301   | 424     | 813       | 186      | 439   | 225      | 574   | 357    | 1,192    |
| 3 persons.....  | 320      | 508   | 192        | 382   | 264     | 987     | 552     | 319   | 183   | 277     | 606       | 153      | 261   | 146      | 333   | 265    | 776      |
| 4 persons.....  | 265      | 383   | 130        | 329   | 218     | 796     | 438     | 224   | 146   | 191     | 507       | 103      | 219   | 134      | 248   | 184    | 613      |
| 5 persons.....  | 158      | 233   | 62         | 169   | 105     | 511     | 244     | 131   | 90    | 116     | 343       | 79       | 119   | 95       | 154   | 94     | 435      |
| 6 persons.....  | 92       | 135   | 37         | 95    | 58      | 314     | 129     | 65    | 30    | 63      | 229       | 66       | 42    | 47       | 98    | 45     | 245      |
| 7 persons.....  | 46       | 70    | 17         | 33    | 33      | 205     | 57      | 30    | 31    | 30      | 151       | 31       | 30    | 19       | 55    | 25     | 138      |
| 8 persons.....  | 22       | 35    | 9          | 17    | 15      | 93      | 36      | 14    | 11    | 15      | 93        | 15       | 11    | 15       | 32    | 10     | 77       |
| 9 persons.....  | 19       | 21    | 7          | 7     | 12      | 61      | 12      | 21    | 5     | 3       | 50        | 13       | 1     | 11       | 19    | 8      | 46       |
| 10 persons or more.....                                 | 17       | 29    | 8          | 11    | 11      | 53      | 16      | 16    | 6     | 22      | 37        | 16       | 5     | 6        | 21    | 6      | 44       |
| Median number of persons:                               |          |       |            |       |         |         |         |       |       |         |           |          |       |          |       |        |          |
| Total occupied dwelling units.....                      | 2.7      | 2.7   | 2.4        | 2.6   | 2.7     | 3.0     | 2.5     | 2.5   | 2.6   | 2.8     | 3.2       | 3.2      | 2.5   | 3.0      | 2.7   | 2.8    | 2.9      |
| Owner-occupied dwelling units.....                      | 2.5      | 2.5   | 2.4        | 2.4   | 2.5     | 2.8     | 2.4     | 2.4   | 2.5   | 2.5     | 2.9       | 2.7      | 2.4   | 2.8      | 2.4   | 2.7    | 2.8      |
| Renter-occupied dwelling units.....                     | 3.1      | 3.1   | 2.5        | 2.9   | 3.0     | 3.3     | 2.9     | 2.8   | 2.7   | 3.2     | 3.4       | 3.8      | 3.0   | 3.3      | 3.2   | 2.9    | 3.3      |
| PERSONS PER ROOM  |          |       |            |       |         |         |         |       |       |         |           |          |       |          |       |        |          |
| Total occupied dwelling units.....                      | 1,723    | 2,587 | 984        | 2,028 | 1,344   | 5,057   | 2,975   | 1,652 | 964   | 1,292   | 3,215     | 747      | 1,359 | 797      | 1,804 | 1,134  | 4,058    |
| 0.75 or less.....                                       | 919      | 1,567 | 690        | 1,169 | 742     | 2,509   | 1,890   | 1,055 | 524   | 698     | 1,339     | 319      | 835   | 340      | 889   | 572    | 2,060    |
| 0.76 to 1.00.....                                       | 362      | 489   | 175        | 473   | 284     | 1,051   | 538     | 334   | 208   | 264     | 668       | 143      | 290   | 181      | 368   | 260    | 841      |
| 1.01 to 1.50.....                                       | 194      | 234   | 72         | 182   | 143     | 692     | 261     | 125   | 118   | 157     | 447       | 117      | 105   | 91       | 198   | 149    | 508      |
| 1.51 or more.....                                       | 203      | 245   | 37         | 157   | 131     | 680     | 226     | 100   | 97    | 136     | 685       | 159      | 101   | 135      | 276   | 1      |          |

## HOUSING—GENERAL CHARACTERISTICS

Table 29.—OCCUPANCY CHARACTERISTICS, TYPE OF STRUCTURE, NUMBER OF ROOMS, CONDITION AND PLUMBING FACILITIES, AND NUMBER OF PERSONS IN RURAL-NONFARM DWELLING UNITS, FOR COUNTIES: 1950—Con.

[Percent not shown where less than 0.1; median and percent not shown where base is less than 100]

| Subject   | Noble | Nowata | Okfuskee | Oklahoma | Okmulgee | Oseage | Ottawa | Pawnee | Payne | Pittsburg | Pontotoc | Pottawatomie | Pushmataha |
|---|-------|--------|----------|----------|----------|--------|--------|--------|-------|-----------|----------|--------------|------------|
| Total dwelling units.....                               | 870   | 1,466  | 2,069    | 10,840   | 2,980    | 5,019  | 3,509  | 1,899  | 2,279 | 4,231     | 2,375    | 3,469        | 1,094      |
| OCCUPANCY, TENURE, AND RACE                             |       |        |          |          |          |        |        |        |       |           |          |              |            |
| Occupied dwelling units.....                            | 791   | 1,364  | 1,712    | 9,847    | 2,727    | 4,499  | 3,077  | 1,767  | 2,137 | 3,822     | 2,222    | 3,139        | 949        |
| Owner occupied.....                                     | 480   | 772    | 1,021    | 6,178    | 1,723    | 2,379  | 2,131  | 1,190  | 1,265 | 2,627     | 1,317    | 1,954        | 489        |
| Percent of total occupied.....                          | 60.7  | 56.6   | 59.6     | 62.7     | 63.2     | 52.9   | 69.3   | 67.3   | 59.2  | 68.7      | 59.3     | 62.2         | 51.5       |
| White.....  | 462   | 717    | 637      | 5,274    | 1,530    | 2,263  | 2,103  | 1,170  | 1,242 | 2,446     | 1,222    | 1,855        | 471        |
| Negro.....  | ...   | 52     | 337      | 880      | 166      | 28     | ...    | 9      | 5     | 149       | 74       | 61           | 4          |
| Other races.....  | 18    | 3      | 47       | 24       | 27       | 88     | 28     | 11     | 18    | 32        | 21       | 38           | 14         |
| Renter occupied.....                                    | 311   | 592    | 691      | 3,669    | 1,004    | 2,120  | 946    | 577    | 872   | 1,195     | 905      | 1,185        | 460        |
| White.....  | 296   | 576    | 502      | 3,394    | 854      | 2,057  | 912    | 558    | 842   | 1,108     | 861      | 1,137        | 427        |
| Negro.....  | 1     | 14     | 157      | 261      | 120      | 21     | ...    | 14     | 14    | 56        | 18       | 13           | 2          |
| Other races.....  | 14    | 2      | 32       | 14       | 30       | 42     | 34     | 5      | 16    | 31        | 26       | 35           | 31         |
| Nonresident dwelling units.....                         | 2     | ...    | 9        | 37       | 7        | 3      | 2      | ...    | 5     | 8         | 2        | 5            | 3          |
| Vacant dwelling units.....                              | 77    | 102    | 348      | 956      | 246      | 517    | 430    | 132    | 137   | 401       | 151      | 325          | 142        |
| Nonseasonal not dilapidated, for rent or sale.....      | 10    | 15     | 26       | 304      | 39       | 71     | 88     | 18     | 38    | 42        | 28       | 38           | 32         |
| Percent of total dwelling units.....                    | 1.1   | 1.0    | 1.3      | 2.8      | 1.3      | 1.4    | 2.5    | 0.9    | 1.7   | 1.0       | 1.2      | 1.1          | 2.9        |
| For rent.....   | 9     | 15     | 17       | 83       | 23       | 55     | 70     | 15     | 30    | 38        | 22       | 25           | 29         |
| For sale only.....                                      | 1     | ...    | 9        | 251      | 16       | 16     | 18     | 3      | 8     | 7         | 6        | 13           | 3          |
| Nonseasonal not dilapidated, not for rent or sale.....  | 29    | 24     | 46       | 321      | 50       | 203    | 103    | 41     | 45    | 88        | 51       | 193          | 27         |
| Nonseasonal dilapidated.....                            | 27    | 47     | 189      | 129      | 139      | 136    | 162    | 55     | 21    | 170       | 55       | 84           | 55         |
| Seasonal.....   | 11    | 16     | 87       | 172      | 18       | 105    | 77     | 18     | 33    | 101       | 17       | 10           | 28         |
| TYPE OF STRUCTURE                                       |       |        |          |          |          |        |        |        |       |           |          |              |            |
| 1 dwelling unit, detached.....                          | 803   | 1,374  | 1,952    | 9,538    | 2,759    | 4,733  | 3,189  | 1,757  | 2,074 | 3,974     | 2,152    | 3,221        | 1,030      |
| Other dwelling units.....                               | 65    | 88     | 113      | 1,171    | 209      | 256    | 314    | 134    | 164   | 245       | 213      | 229          | 62         |
| Trailers.....   | 2     | 4      | 4        | 131      | 12       | 30     | 6      | 8      | 41    | 12        | 10       | 19           | 2          |
| NUMBER OF ROOMS   |       |        |          |          |          |        |        |        |       |           |          |              |            |
| 1 room.....   | 26    | 79     | 51       | 395      | 109      | 176    | 131    | 53     | 89    | 160       | 73       | 160          | 87         |
| 2 rooms.....  | 79    | 214    | 266      | 1,141    | 359      | 455    | 504    | 145    | 213   | 433       | 251      | 351          | 202        |
| 3 rooms.....  | 118   | 269    | 441      | 1,995    | 563      | 733    | 686    | 255    | 381   | 758       | 498      | 566          | 258        |
| 4 rooms.....  | 214   | 387    | 514      | 3,286    | 841      | 1,376  | 1,073  | 485    | 578   | 1,262     | 725      | 949          | 293        |
| 5 rooms.....  | 233   | 292    | 420      | 2,421    | 623      | 1,293  | 649    | 494    | 519   | 863       | 480      | 775          | 144        |
| 6 rooms.....  | 127   | 159    | 223      | 934      | 334      | 604    | 242    | 233    | 268   | 472       | 194      | 426          | 63         |
| 7 rooms.....  | 35    | 28     | 57       | 235      | 53       | 130    | 82     | 69     | 97    | 138       | 54       | 115          | 14         |
| 8 rooms.....  | 12    | 18     | 32       | 116      | 26       | 66     | 38     | 42     | 56    | 41        | 14       | 32           | 3          |
| 9 rooms or more.....                                    | 4     | 8      | 15       | 66       | 13       | 34     | 14     | 33     | 30    | 32        | 19       | 19           | 1          |
| Not reported.....                                       | 22    | 32     | 50       | 251      | 59       | 152    | 90     | 90     | 58    | 72        | 67       | 76           | 29         |
| CONDITION AND PLUMBING FACILITIES                       |       |        |          |          |          |        |        |        |       |           |          |              |            |
| Total dwelling units.....                               | 870   | 1,466  | 2,069    | 10,840   | 2,980    | 5,019  | 3,509  | 1,899  | 2,279 | 4,231     | 2,375    | 3,469        | 1,094      |
| Not dilapidated:  |       |        |          |          |          |        |        |        |       |           |          |              |            |
| With priv. toilet and bath, and hot running water.....  | 308   | 287    | 446      | 6,071    | 639      | 2,212  | 1,150  | 751    | 1,060 | 954       | 682      | 1,390        | 41         |
| With private toilet and bath, and only cold water.....  | 16    | 9      | 29       | 113      | 50       | 74     | 105    | 29     | 42    | 106       | 78       | 89           | 2          |
| With running water, lacking private toilet or bath..... | 188   | 212    | 220      | 1,027    | 705      | 777    | 746    | 289    | 367   | 717       | 536      | 646          | 78         |
| No running water.....                                   | 216   | 492    | 568      | 2,107    | 656      | 828    | 544    | 334    | 409   | 905       | 543      | 845          | 531        |
| Dilapidated:  |       |        |          |          |          |        |        |        |       |           |          |              |            |
| With priv. toilet and bath, and hot running water.....  | 8     | 13     | 23       | 73       | 18       | 109    | 29     | 14     | 43    | 81        | 24       | 30           | 1          |
| Lacking hot water, private toilet or bath.....          | 114   | 392    | 682      | 1,146    | 766      | 770    | 749    | 317    | 230   | 1,351     | 452      | 399          | 417        |
| Condition or plumbing facilities not reported.....      | 20    | 61     | 101      | 303      | 146      | 249    | 186    | 165    | 128   | 117       | 60       | 110          | 24         |
| Renter-occupied dwelling units.....                     | 311   | 592    | 691      | 3,669    | 1,004    | 2,120  | 946    | 577    | 872   | 1,195     | 905      | 1,185        | 460        |
| Not dilapidated:  |       |        |          |          |          |        |        |        |       |           |          |              |            |
| With priv. toilet and bath, and hot running water.....  | 102   | 94     | 133      | 1,924    | 141      | 858    | 230    | 181    | 352   | 203       | 217      | 439          | 9          |
| With private toilet and bath, and only cold water.....  | 4     | 1      | 3        | 36       | 25       | 27     | 18     | 8      | 13    | 28        | 25       | 21           | 1          |
| With running water, lacking private toilet or bath..... | 65    | 84     | 92       | 436      | 245      | 396    | 237    | 101    | 141   | 178       | 232      | 234          | 39         |
| No running water.....                                   | 89    | 192    | 214      | 698      | 237      | 357    | 155    | 97     | 181   | 264       | 193      | 293          | 184        |
| Dilapidated:  |       |        |          |          |          |        |        |        |       |           |          |              |            |
| With priv. toilet and bath, and hot running water.....  | 3     | 7      | 5        | 33       | 8        | 34     | 7      | 5      | 15    | 15        | 2        | 17           | ...        |
| Lacking hot water, private toilet or bath.....          | 41    | 191    | 202      | 434      | 301      | 350    | 227    | 124    | 122   | 470       | 212      | 139          | 217        |
| Condition or plumbing facilities not reported.....      | 7     | 23     | 42       | 108      | 47       | 98     | 72     | 61     | 48    | 37        | 24       | 44           | 10         |
| NUMBER OF PERSONS                                       |       |        |          |          |          |        |        |        |       |           |          |              |            |
| Total occupied dwelling units.....                      | 791   | 1,364  | 1,712    | 9,847    | 2,727    | 4,499  | 3,077  | 1,767  | 2,137 | 3,822     | 2,222    | 3,139        | 949        |
| 1 person.....   | 114   | 200    | 276      | 781      | 345      | 479    | 480    | 282    | 281   | 525       | 272      | 433          | 149        |
| 2 persons.....  | 259   | 423    | 507      | 2,835    | 809      | 1,340  | 890    | 614    | 655   | 1,156     | 677      | 966          | 264        |
| 3 persons.....  | 174   | 276    | 316      | 2,237    | 561      | 975    | 625    | 318    | 432   | 764       | 429      | 621          | 184        |
| 4 persons.....  | 112   | 200    | 224      | 1,907    | 382      | 758    | 490    | 246    | 337   | 579       | 377      | 467          | 134        |
| 5 persons.....  | 67    | 112    | 164      | 1,053    | 279      | 461    | 275    | 161    | 207   | 351       | 196      | 299          | 92         |
| 6 persons.....  | 30    | 69     | 81       | 531      | 157      | 205    | 161    | 68     | 112   | 200       | 132      | 180          | 56         |
| 7 persons.....  | 18    | 43     | 56       | 249      | 91       | 143    | 76     | 33     | 59    | 127       | 65       | 93           | 33         |
| 8 persons.....  | 11    | 15     | 41       | 132      | 42       | 74     | 38     | 26     | 34    | 45        | 37       | 41           | 19         |
| 9 persons.....  | 3     | 13     | 21       | 52       | 33       | 32     | 19     | 17     | 10    | 35        | 14       | 24           | 9          |
| 10 persons or more.....                                 | 3     | 13     | 26       | 70       | 28       | 32     | 23     | 2      | 10    | 40        | 23       | 15           | 9          |
| Median number of persons:                               |       |        |          |          |          |        |        |        |       |           |          |              |            |
| Total occupied dwelling units.....                      | 2.6   | 2.7    | 2.7      | 3.1      | 2.9      | 2.9    | 2.8    | 2.5    | 2.8   | 2.8       | 2.9      | 2.8          | 2.8        |
| Owner-occupied dwelling units.....                      | 2.4   | 2.4    | 2.5      | 3.0      | 2.7      | 2.8    | 2.6    | 2.4    | 2.6   | 2.7       | 2.6      | 2.6          | 2.6        |
| Renter-occupied dwelling units.....                     | 2.9   | 3.1    | 3.1      | 3.2      | 3.1      | 3.1    | 3.0    | 2.9    | 3.0   | 3.1       | 3.2      | 3.1          | 3.0        |
| PERSONS PER ROOM  |       |        |          |          |          |        |        |        |       |           |          |              |            |
| Total occupied dwelling units.....                      | 791   | 1,364  | 1,712    | 9,847    | 2,727    | 4,499  | 3,077  | 1,767  | 2,137 | 3,822     | 2,222    | 3,139        | 949        |
| 0.75 or less.....                                       | 498   | 728    | 991      | 4,801    | 1,436    | 2,518  | 1,658  | 1,118  | 1,209 | 2,151     | 1,146    | 1,787        | 435        |
| 0.75 to 1.00.....                                       | 155   | 287    | 298      | 2,579    | 600      | 1,009  | 687    | 335    | 441   | 823       | 472      | 655          | 192        |
| 1.01 to 1.50.....                                       | 69    | 155    | 180      | 1,295    | 310      | 459    | 383    | 131    | 229   | 425       | 288      | 336          | 130        |
| 1.51 or more.....                                       | 53    | 167    | 217      | 1,015    | 335      | 405    | 278    | 130    | 210   | 370       | 256      | 298          | 165        |
| Not reported.....                                       | 16    | 27     | 26       | 157      | 46       | 108    | 71     | 53     | 48    | 53        | 60       | 63           | 27         |

Table 29.—OCCUPANCY CHARACTERISTICS, TYPE OF STRUCTURE, NUMBER OF ROOMS, CONDITION AND PLUMBING FACILITIES, AND NUMBER OF PERSONS IN RURAL-NONFARM DWELLING UNITS, FOR COUNTIES: 1950—Con.

[Percent not shown where less than 0.1; median and percent not shown where base is less than 100]

| Subject   | Roger Mills | Rogers | Seminole | Sequoyah | Stephens | Texas | Tillman | Tulsa  | Wagoner | Washington | Washita | Woods | Woodward |
|---|-------------|--------|----------|----------|----------|-------|---------|--------|---------|------------|---------|-------|----------|
| <b>Total dwelling units</b> .....                       | 964         | 1,869  | 3,030    | 2,018    | 2,546    | 1,748 | 1,761   | 10,213 | 1,522   | 2,246      | 1,666   | 1,227 | 1,038    |
| <b>OCCUPANCY, TENURE, AND RACE</b>                      |             |        |          |          |          |       |         |        |         |            |         |       |          |
| Occupied dwelling units.....                            | 912         | 1,764  | 2,805    | 1,874    | 2,276    | 1,656 | 1,598   | 9,567  | 1,420   | 2,146      | 1,532   | 1,124 | 930      |
| Owner occupied.....                                     | 539         | 1,057  | 1,461    | 1,137    | 1,236    | 947   | 1,026   | 6,662  | 883     | 1,427      | 931     | 713   | 600      |
| Percent of total occupied.....                          | 59.1        | 59.9   | 52.1     | 60.7     | 54.3     | 57.2  | 64.2    | 69.6   | 62.2    | 66.5       | 60.8    | 63.4  | 64.5     |
| White.....  | 514         | 1,034  | 1,327    | 1,006    | 1,232    | 947   | 948     | 6,201  | 965     | 1,410      | 923     | 713   | 600      |
| Negro.....  | 1           | 6      | 87       | 99       | 1        | ...   | 78      | 420    | 308     | 3          | 4       | ...   | ...      |
| Other races.....  | 24          | 17     | 47       | 32       | 3        | ...   | ...     | 41     | 10      | 14         | 4       | ...   | ...      |
| Renter occupied.....                                    | 373         | 707    | 1,344    | 737      | 1,040    | 709   | 572     | 2,905  | 537     | 719        | 601     | 411   | 330      |
| White.....  | 368         | 688    | 1,197    | 634      | 1,036    | 707   | 486     | 2,714  | 409     | 705        | 580     | 410   | 328      |
| Negro.....  | 1           | 6      | 70       | 49       | 1        | ...   | 85      | 154    | 109     | 6          | 17      | ...   | ...      |
| Other races.....  | 4           | 13     | 77       | 54       | 3        | 2     | 1       | 37     | 19      | 8          | 4       | 1     | 2        |
| Nonresident dwelling units.....                         | 1           | 1      | 3        | 3        | 3        | 6     | 1       | 5      | 1       | 2          | 4       | ...   | ...      |
| Vacant dwelling units.....                              | 51          | 104    | 222      | 141      | 267      | 86    | 162     | 641    | 101     | 98         | 130     | 103   | 108      |
| Nonseasonal not dilapidated, for rent or sale.....      | 18          | 10     | 28       | 9        | 71       | 30    | 7       | 346    | 14      | 21         | 16      | 31    | 12       |
| Percent of total dwelling units.....                    | 1.9         | 0.5    | 0.9      | 0.4      | 2.8      | 1.7   | 0.4     | 3.4    | 0.9     | 0.9        | 1.0     | 2.5   | 1.2      |
| For rent.....   | 11          | 8      | 21       | 8        | 60       | 29    | 7       | 107    | 12      | 15         | 16      | 27    | 10       |
| For sale only.....                                      | 7           | 2      | 7        | 1        | 11       | 1     | ...     | 239    | 2       | 6          | ...     | 4     | 2        |
| Nonseasonal not dilapidated, not for rent or sale.....  | 12          | 41     | 61       | 38       | 88       | 26    | 30      | 187    | 31      | 46         | 35      | 47    | 48       |
| Nonseasonal dilapidated.....                            | 20          | 43     | 80       | 70       | 81       | 27    | 29      | 97     | 42      | 26         | 43      | 15    | 37       |
| Seasonal.....   | 1           | 10     | 53       | 24       | 27       | 3     | 96      | 11     | 14      | 5          | 36      | 10    | 11       |
| <b>TYPE OF STRUCTURE</b>                                |             |        |          |          |          |       |         |        |         |            |         |       |          |
| 1 dwelling unit, detached.....                          | 793         | 1,699  | 2,838    | 1,923    | 2,299    | 1,345 | 1,638   | 9,386  | 1,415   | 2,092      | 1,515   | 1,006 | 867      |
| Other dwelling units.....                               | 160         | 152    | 179      | 81       | 215      | 324   | 115     | 704    | 106     | 125        | 147     | 212   | 157      |
| Trailers.....   | 11          | 18     | 13       | 14       | 32       | 79    | 8       | 123    | 1       | 29         | 4       | 9     | 14       |
| <b>NUMBER OF ROOMS</b>                                  |             |        |          |          |          |       |         |        |         |            |         |       |          |
| 1 room.....   | 69          | 76     | 75       | 91       | 91       | 82    | 84      | 244    | 68      | 86         | 44      | 42    | 59       |
| 2 rooms.....  | 150         | 234    | 265      | 354      | 378      | 259   | 221     | 2,008  | 244     | 245        | 172     | 124   | 150      |
| 3 rooms.....  | 150         | 351    | 530      | 461      | 597      | 280   | 274     | 840    | 346     | 327        | 260     | 199   | 179      |
| 4 rooms.....  | 285         | 466    | 948      | 586      | 844      | 411   | 408     | 4,904  | 415     | 664        | 419     | 231   | 273      |
| 5 rooms.....  | 168         | 351    | 781      | 264      | 425      | 356   | 384     | 565    | 225     | 533        | 362     | 271   | 169      |
| 6 rooms.....  | 90          | 198    | 269      | 146      | 159      | 189   | 222     | 1,262  | 130     | 263        | 236     | 164   | 101      |
| 7 rooms.....  | 20          | 60     | 47       | 35       | 32       | 54    | 52      | 33     | 46      | 55         | 69      | 45    | 35       |
| 8 rooms.....  | 10          | 23     | 11       | 7        | 10       | 23    | 20      | 120    | 20      | 18         | 34      | 31    | 17       |
| 9 rooms or more.....                                    | 3           | 34     | 7        | 9        | 10       | 29    | 22      | 33     | 11      | 11         | 18      | 21    | 6        |
| Not reported.....                                       | 19          | 76     | 97       | 65       | 40       | 65    | 74      | 204    | 17      | 42         | 52      | 13    | 49       |
| <b>CONDITION AND PLUMBING FACILITIES</b>                |             |        |          |          |          |       |         |        |         |            |         |       |          |
| Total dwelling units.....                               | 964         | 1,869  | 3,030    | 2,018    | 2,546    | 1,748 | 1,761   | 10,213 | 1,522   | 2,246      | 1,666   | 1,227 | 1,038    |
| Not dilapidated:  |             |        |          |          |          |       |         |        |         |            |         |       |          |
| With priv. toilet and bath, and hot running water.....  | 376         | 535    | 1,246    | 212      | 963      | 1,123 | 776     | 5,293  | 292     | 719        | 597     | 681   | 361      |
| With private toilet and bath, and only cold water.....  | 12          | 30     | 33       | 22       | 82       | 13    | 36      | 115    | 17      | 16         | 48      | 13    | 11       |
| With running water, lacking private toilet or bath..... | 152         | 250    | 550      | 190      | 498      | 282   | 303     | 1,310  | 243     | 461        | 246     | 226   | 214      |
| No running water.....                                   | 127         | 507    | 568      | 897      | 588      | 83    | 241     | 1,625  | 424     | 665        | 402     | 165   | 237      |
| Dilapidated:  |             |        |          |          |          |       |         |        |         |            |         |       |          |
| With priv. toilet and bath, and hot running water.....  | 20          | 8      | 11       | 8        | 13       | 35    | 10      | 127    | 25      | 8          | 29      | 18    | 6        |
| Lacking hot water, private toilet or bath.....          | 247         | 375    | 495      | 620      | 342      | 116   | 292     | 1,387  | 489     | 265        | 300     | 83    | 141      |
| Condition or plumbing facilities not reported.....      | 30          | 164    | 127      | 69       | 90       | 96    | 103     | 356    | 32      | 112        | 44      | 41    | 68       |
| Renter-occupied dwelling units.....                     | 373         | 707    | 1,344    | 737      | 1,040    | 709   | 572     | 2,905  | 537     | 719        | 601     | 411   | 330      |
| Not dilapidated:  |             |        |          |          |          |       |         |        |         |            |         |       |          |
| With priv. toilet and bath, and hot running water.....  | 113         | 151    | 617      | 41       | 384      | 464   | 187     | 999    | 67      | 144        | 157     | 206   | 113      |
| With private toilet and bath, and only cold water.....  | 2           | 9      | 14       | 4        | 24       | 4     | 13      | 27     | 6       | 9          | 8       | 3     | 2        |
| With running water, lacking private toilet or bath..... | 67          | 98     | 227      | 60       | 222      | 126   | 115     | 517    | 95      | 146        | 86      | 100   | 79       |
| No running water.....                                   | 49          | 181    | 217      | 321      | 215      | 28    | 105     | 556    | 133     | 275        | 183     | 54    | 69       |
| Dilapidated:  |             |        |          |          |          |       |         |        |         |            |         |       |          |
| With priv. toilet and bath, and hot running water.....  | 13          | 7      | 7        | 2        | 9        | 11    | 2       | 62     | 5       | 1          | 12      | 4     | 1        |
| Lacking hot water, private toilet or bath.....          | 116         | 192    | 195      | 290      | 147      | 45    | 119     | 611    | 218     | 100        | 141     | 29    | 43       |
| Condition or plumbing facilities not reported.....      | 13          | 69     | 67       | 19       | 39       | 31    | 31      | 133    | 13      | 44         | 14      | 15    | 23       |
| <b>NUMBER OF PERSONS</b>                                |             |        |          |          |          |       |         |        |         |            |         |       |          |
| Total occupied dwelling units.....                      | 912         | 1,764  | 2,805    | 1,874    | 2,276    | 1,656 | 1,598   | 9,567  | 1,420   | 2,146      | 1,532   | 1,124 | 930      |
| 1 person.....   | 146         | 233    | 231      | 190      | 213      | 185   | 217     | 743    | 231     | 264        | 222     | 153   | 166      |
| 2 persons.....  | 279         | 546    | 770      | 470      | 602      | 497   | 513     | 2,679  | 413     | 663        | 485     | 360   | 278      |
| 3 persons.....  | 182         | 324    | 584      | 354      | 546      | 386   | 309     | 2,078  | 248     | 436        | 356     | 231   | 184      |
| 4 persons.....  | 147         | 279    | 493      | 274      | 410      | 314   | 262     | 1,877  | 202     | 364        | 218     | 211   | 138      |
| 5 persons.....  | 78          | 175    | 325      | 215      | 255      | 155   | 151     | 1,069  | 120     | 190        | 125     | 74    | 86       |
| 6 persons.....  | 35          | 97     | 186      | 157      | 139      | 65    | 70      | 591    | 84      | 121        | 59      | 56    | 44       |
| 7 persons.....  | 28          | 51     | 101      | 87       | 64       | 31    | 34      | 287    | 46      | 56         | 27      | 18    | 19       |
| 8 persons.....  | 7           | 31     | 51       | 54       | 21       | 12    | 22      | 158    | 34      | 25         | 20      | 12    | 9        |
| 9 persons.....  | 6           | 16     | 32       | 42       | 18       | 6     | 9       | 73     | 21      | 12         | 11      | 4     | 1        |
| 10 persons or more.....                                 | 4           | 12     | 32       | 31       | 8        | 5     | 11      | 52     | 21      | 15         | 9       | 5     | 5        |
| Median number of persons:                               |             |        |          |          |          |       |         |        |         |            |         |       |          |
| Total occupied dwelling units.....                      | 2.7         | 2.8    | 3.2      | 3.3      | 3.1      | 2.9   | 2.7     | 3.2    | 2.8     | 2.8        | 2.7     | 2.7   | 2.6      |
| Owner-occupied dwelling units.....                      | 2.5         | 2.6    | 3.1      | 3.0      | 2.9      | 2.8   | 2.5     | 3.1    | 2.5     | 2.8        | 2.4     | 2.5   | 2.4      |
| Renter-occupied dwelling units.....                     | 2.9         | 3.1    | 3.3      | 3.8      | 3.3      | 3.0   | 3.1     | 3.3    | 3.3     | 2.9        | 3.1     | 3.0   | 3.0      |
| <b>PERSONS PER ROOM</b>                                 |             |        |          |          |          |       |         |        |         |            |         |       |          |
| Total occupied dwelling units.....                      | 912         | 1,764  | 2,805    | 1,874    | 2,276    | 1,656 | 1,598   | 9,567  | 1,420   | 2,146      | 1,532   | 1,124 | 930      |
| 0.75 or less.....                                       | 477         | 891    | 1,352    | 758      | 1,052    | 842   | 898     | 4,990  | 737     | 1,175      | 964     | 706   | 497      |
| 0.76 to 1.00.....                                       | 217         | 396    | 659      | 368      | 545      | 409   | 337     | 2,404  | 272     | 514        | 276     | 233   | 212      |
| 1.01 to 1.50.....                                       | 88          | 201    | 412      | 292      | 339      | 190   | 158     | 1,233  | 171     | 228        | 144     | 105   | 87       |
| 1.51 or more.....                                       | 117         | 209    | 306      | 415      | 309      | 156   | 150     | 1,170  | 229     | 200        | 109     | 71    | 104      |
| Not reported.....                                       | 13          | 67     | 76       | 41       | 31       | 59    | 55      | 170    | 11      | 29         | 39      | 9     | 30       |

HOUSING—GENERAL CHARACTERISTICS

Table 30.—PLUMBING FACILITIES, YEAR BUILT, AND EQUIPMENT OF RURAL-NONFARM DWELLING UNITS, FOR COUNTIES: 1950

[Asterisk (\*) denotes statistics based on 20-percent sample]

| Subject  | Adair | Alfalfa | Atoka | Beaver | Beckham | Blaine | Bryan | Caddo | Canadian | Carter | Cherokee | Choctaw | Cimarron | Cleveland | Coal  | Comanche | Cotton |  |
|--|-------|---------|-------|--------|---------|--------|-------|-------|----------|--------|----------|---------|----------|-----------|-------|----------|--------|--|
| Total dwelling units.....                              | 1,794 | 1,220   | 888   | 1,083  | 1,186   | 2,062  | 2,487 | 4,637 | 2,081    | 2,913  | 1,261    | 1,641   | 928      | 2,530     | 1,281 | 3,280    | 1,327  |  |
| <b>WATER SUPPLY</b>                                    |       |         |       |        |         |        |       |       |          |        |          |         |          |           |       |          |        |  |
| Hot and cold piped running water inside structure..... | 481   | 555     | 92    | 652    | 588     | 1,066  | 528   | 2,309 | 1,156    | 1,151  | 118      | 166     | 573      | 1,549     | 295   | 1,694    | 440    |  |
| Only cold piped running water inside structure.....    | 422   | 396     | 97    | 199    | 211     | 419    | 626   | 828   | 285      | 688    | 106      | 358     | 178      | 394       | 307   | 537      | 243    |  |
| Piped running water outside structure.....             | 91    | 34      | 65    | 44     | 34      | 82     | 98    | 291   | 70       | 81     | 15       | 153     | 109      | 78        | 125   | 90       | 73     |  |
| No piped running water.....                            | 767   | 217     | 620   | 180    | 333     | 478    | 1,156 | 1,160 | 538      | 967    | 1,000    | 937     | 62       | 492       | 502   | 910      | 561    |  |
| Not reported.....                                      | 33    | 18      | 14    | 8      | 20      | 17     | 79    | 49    | 32       | 26     | 22       | 27      | 6        | 17        | 52    | 49       | 10     |  |
| <b>TOILET FACILITIES</b>                               |       |         |       |        |         |        |       |       |          |        |          |         |          |           |       |          |        |  |
| Flush toilet inside structure, exclusive use.....      | 639   | 639     | 78    | 641    | 624     | 1,149  | 546   | 2,485 | 1,192    | 1,133  | 153      | 179     | 541      | 1,476     | 303   | 1,728    | 426    |  |
| Flush toilet inside structure, shared.....             | 105   | 17      | 4     | 33     | 33      | 70     | 41    | 129   | 39       | 20     | 3        | 2       | 33       | 176       | 13    | 16       | 29     |  |
| Other toilet facilities (including privy).....         | 844   | 528     | 735   | 372    | 456     | 715    | 1,696 | 1,744 | 756      | 1,631  | 898      | 1,368   | 345      | 808       | 899   | 1,369    | 690    |  |
| No toilet.....   | 175   | 18      | 57    | 30     | 54      | 114    | 116   | 231   | 68       | 100    | 181      | 68      | 5        | 57        | 15    | 123      | 174    |  |
| Not reported.....                                      | 31    | 18      | 14    | 7      | 19      | 14     | 88    | 48    | 26       | 29     | 16       | 24      | 4        | 13        | 51    | 44       | 8      |  |
| <b>BATHING FACILITIES</b>                              |       |         |       |        |         |        |       |       |          |        |          |         |          |           |       |          |        |  |
| Installed bathtub or shower, exclusive use.....        | 531   | 694     | 96    | 626    | 601     | 1,104  | 610   | 2,393 | 1,213    | 1,227  | 170      | 272     | 543      | 1,439     | 326   | 1,780    | 453    |  |
| Installed bathtub or shower, shared.....               | 80    | 15      | 4     | 33     | 34      | 98     | 35    | 149   | 40       | 19     | 1        | 2       | 26       | 172       | 15    | 9        | 31     |  |
| No bathtub or shower.....                              | 1,138 | 490     | 766   | 417    | 527     | 881    | 1,728 | 1,995 | 791      | 1,621  | 1,051    | 1,324   | 342      | 894       | 882   | 1,431    | 828    |  |
| Not reported.....                                      | 45    | 21      | 22    | 7      | 24      | 19     | 114   | 100   | 37       | 46     | 39       | 43      | 17       | 25        | 58    | 60       | 15     |  |
| <b>*YEAR BUILT</b>                                     |       |         |       |        |         |        |       |       |          |        |          |         |          |           |       |          |        |  |
| Number reporting.....                                  | 1,750 | 1,180   | 825   | 1,010  | 1,190   | 2,025  | 2,430 | 4,405 | 1,930    | 2,870  | 1,210    | 1,610   | 915      | 2,505     | 1,140 | 3,230    | 1,425  |  |
| 1945 or later.....                                     | 260   | 80      | 190   | 185    | 95      | 285    | 450   | 535   | 335      | 335    | 270      | 340     | 255      | 715       | 80    | 480      | 150    |  |
| 1940 to 1944.....                                      | 120   | 35      | 70    | 65     | 30      | 110    | 280   | 180   | 90       | 145    | 105      | 150     | 55       | 560       | 30    | 515      | 35     |  |
| 1930 to 1939.....                                      | 355   | 85      | 190   | 145    | 335     | 215    | 450   | 575   | 255      | 755    | 385      | 340     | 340      | 430       | 205   | 970      | 205    |  |
| 1920 to 1929.....                                      | 290   | 240     | 145   | 220    | 390     | 405    | 405   | 1,450 | 490      | 1,065  | 330      | 325     | 215      | 410       | 215   | 990      | 345    |  |
| 1910 or earlier.....                                   | 725   | 740     | 230   | 395    | 340     | 1,010  | 845   | 1,665 | 760      | 570    | 120      | 455     | 50       | 390       | 610   | 675      | 690    |  |
| <b>*ELECTRIC LIGHTING</b>                              |       |         |       |        |         |        |       |       |          |        |          |         |          |           |       |          |        |  |
| Number reporting.....                                  | 1,675 | 1,215   | 845   | 1,105  | 1,195   | 2,015  | 2,585 | 4,535 | 1,990    | 2,770  | 1,290    | 1,615   | 890      | 2,505     | 1,190 | 3,160    | 1,330  |  |
| With electric lights.....                              | 1,290 | 1,160   | 605   | 975    | 1,100   | 1,785  | 2,160 | 3,855 | 1,880    | 2,225  | 570      | 1,085   | 825      | 2,340     | 1,005 | 2,805    | 1,005  |  |
| Total occupied dwelling units.....                     | 1,712 | 1,137   | 807   | 940    | 1,109   | 1,784  | 2,262 | 4,125 | 1,894    | 2,654  | 1,002    | 1,526   | 834      | 2,278     | 1,206 | 2,838    | 1,071  |  |
| <b>*HEATING EQUIPMENT</b>                              |       |         |       |        |         |        |       |       |          |        |          |         |          |           |       |          |        |  |
| Number reporting heating equipment.....                | 1,680 | 1,140   | 805   | 935    | 1,005   | 1,800  | 1,685 | 4,020 | 1,900    | 2,370  | 990      | 1,475   | 815      | 2,075     | 1,180 | 2,780    | 1,090  |  |
| Central heating, piped steam or hot water.....         | 5     | 5       | 5     | ...    | 35      | 15     | 5     | 40    | 65       | 110    | 10       | 15      | 5        | 70        | 5     | 450      | 25     |  |
| Central heating, warm air furnace.....                 | ...   | 220     | 5     | 200    | 70      | 415    | 25    | 415   | 345      | 15     | 20       | ...     | 225      | 45        | ...   | 130      | 35     |  |
| Noncentral heating, with flue.....                     | 1,270 | 880     | 490   | 495    | 285     | 895    | 745   | 1,850 | 925      | 620    | 645      | 985     | 365      | 1,140     | 455   | 1,110    | 300    |  |
| Noncentral heating, without flue.....                  | 405   | 25      | 295   | 235    | 610     | 460    | 905   | 1,665 | 540      | 1,550  | 230      | 445     | 215      | 820       | 715   | 1,080    | 730    |  |
| Not heated.....  | ...   | 10      | 10    | 5      | 5       | 15     | 5     | 50    | 25       | 75     | 85       | 30      | 5        | ...       | 5     | 10       | ...    |  |
| <b>*HEATING FUEL</b>                                   |       |         |       |        |         |        |       |       |          |        |          |         |          |           |       |          |        |  |
| Number reporting heating equipment.....                | 1,680 | 1,140   | 805   | 935    | 1,005   | 1,800  | 1,685 | 4,020 | 1,900    | 2,370  | 990      | 1,475   | 815      | 2,075     | 1,180 | 2,780    | 1,090  |  |
| Central heating.....                                   | 5     | 225     | 10    | 200    | 105     | 430    | 30    | 455   | 410      | 125    | 30       | 15      | 230      | 115       | 5     | 580      | 60     |  |
| Coal.....  | ...   | 40      | 5     | ...    | ...     | 15     | 5     | 25    | 10       | ...    | ...      | ...     | 5        | ...       | 5     | 10       | ...    |  |
| Wood.....  | ...   | 5       | ...   | ...    | ...     | ...    | ...   | ...   | 5        | 5      | 5        | 5       | ...      | ...       | ...   | ...      | ...    |  |
| Utility gas.....                                       | ...   | 5       | ...   | 195    | 95      | 300    | 15    | 350   | 335      | 115    | 10       | ...     | 190      | 105       | ...   | 555      | 55     |  |
| Bottled gas.....                                       | 5     | 165     | ...   | 5      | 5       | 85     | 5     | 60    | 25       | 5      | 10       | 5       | 30       | ...       | ...   | ...      | 5      |  |
| Liquid fuel.....                                       | ...   | 5       | ...   | ...    | ...     | 30     | ...   | 15    | 15       | ...    | 5        | 5       | ...      | ...       | ...   | ...      | ...    |  |
| Other fuel.....  | ...   | 5       | ...   | ...    | ...     | ...    | ...   | 5     | 20       | ...    | ...      | ...     | ...      | ...       | ...   | ...      | ...    |  |
| Not reported.....                                      | ...   | ...     | ...   | ...    | 5       | ...    | ...   | ...   | ...      | ...    | ...      | ...     | ...      | ...       | ...   | ...      | ...    |  |
| Noncentral heating.....                                | 1,675 | 905     | 785   | 730    | 895     | 1,355  | 1,650 | 3,515 | 1,465    | 2,170  | 875      | 1,430   | 580      | 1,960     | 1,170 | 2,190    | 1,030  |  |
| Coal.....  | 165   | 235     | 50    | 45     | 100     | 145    | 85    | 225   | 160      | 5      | 80       | 80      | 35       | 65        | 275   | 90       | 60     |  |
| Wood.....  | 915   | 30      | 395   | 10     | 25      | 140    | 460   | 305   | 90       | 360    | 665      | 800     | 10       | 175       | 130   | 200      | 115    |  |
| Utility gas.....                                       | 25    | 40      | 195   | 460    | 680     | 370    | 395   | 1,920 | 630      | 1,415  | 70       | 70      | 335      | 1,280     | 445   | 990      | 545    |  |
| Bottled gas.....                                       | 370   | 205     | 65    | 55     | 195     | 515    | 385   | 350   | 280      | 40     | 330      | 125     | 270      | 270       | 520   | 195      | 160    |  |
| Liquid fuel.....                                       | 135   | 385     | 70    | 155    | 30      | 290    | 175   | 635   | 205      | 90     | 20       | 110     | 75       | 145       | 30    | 340      | 100    |  |
| Electricity.....                                       | 5     | ...     | 5     | ...    | ...     | ...    | ...   | 15    | 5        | ...    | ...      | 5       | ...      | 5         | ...   | ...      | ...    |  |
| Other fuel.....  | 50    | 10      | ...   | 5      | 5       | 15     | 25    | 20    | 10       | ...    | 25       | ...     | 20       | ...       | ...   | 35       | 10     |  |
| Not reported.....                                      | 10    | ...     | 5     | ...    | ...     | 10     | ...   | 5     | 5        | 10     | ...      | 10      | ...      | ...       | 15    | ...      | 5      |  |
| Not heated.....  | ...   | 10      | 10    | 5      | 5       | 15     | 5     | 50    | 25       | 75     | 85       | 30      | 5        | ...       | 5     | 10       | ...    |  |
| <b>*COOKING FUEL</b>                                   |       |         |       |        |         |        |       |       |          |        |          |         |          |           |       |          |        |  |
| Number reporting.....                                  | 1,700 | 1,110   | 830   | 905    | 1,080   | 1,695  | 2,140 | 4,060 | 1,850    | 2,565  | 1,010    | 1,570   | 850      | 2,295     | 1,135 | 2,770    | 995    |  |
| Coal.....  | 10    | 35      | 15    | 5      | 15      | 10     | 40    | 35    | 25       | 5      | 15       | 25      | 10       | 60        | 255   | 25       | 35     |  |
| Wood.....  | 815   | 50      | 380   | 5      | 10      | 100    | 350   | 225   | 65       | 310    | 765      | 745     | 15       | 90        | 110   | 95       | 25     |  |
| Utility gas.....                                       | 45    | 45      | 190   | 640    | 875     | 865    | 700   | 2,320 | 890      | 1,775  | 65       | 65      | 540      | 1,400     | 440   | 1,565    | 565    |  |
| Bottled gas.....                                       | 435   | 385     | 80    | 90     | 85      | 370    | 595   | 475   | 545      | 350    | 100      | 280     | 190      | 380       | 185   | 560      | 185    |  |
| Liquid fuel.....                                       | 260   | 400     | 160   | 100    | 70      | 270    | 380   | 705   | 240      | 95     | 60       | 325     | 95       | 310       | 45    | 390      | 160    |  |
| Electricity.....                                       | 70    | 185     | ...   | 50     | 5       | 60     | 15    | 250   | 65       | 10     | ...      | 60      | ...      | 15        | 85    | 35       | 10     |  |
| Other fuel.....  | 50    | ...     | 5     | 20     | 10      | 50     | 45    | 15    | 15       | 5      | 65       | ...     | 40       | 15        | 100   | 10       |        |  |
| None.....  | 15    | 10      | ...   | 10     | ...     | 10     | 10    | 5     | 5        | ...    | ...      | ...     | ...      | ...       | ...   | ...      | 5      |  |
| <b>*REFRIGERATION EQUIPMENT</b>                        |       |         |       |        |         |        |       |       |          |        |          |         |          |           |       |          |        |  |
| Number reporting.....                                  | 1,605 | 1,125   | 750   | 965    | 1,140   | 1,775  | 2,310 | 4,030 | 1,805    | 2,545  | 1,000    | 1,460   | 790      | 2,270     | 1,125 | 2,805    | 1,070  |  |
| Mechanical.....  | 795   | 890     | 295   | 750    | 870     | 1,270  | 1,395 | 2,735 | 1,450    | 1,710  | 195      | 535     | 575      | 1,760     | 635   | 2,060    | 615    |  |
| Ice.....   | 240   | 95      | 210   | 55     | 195     | 225    | 510   | 735   | 220      | 550    | 315      | 545     | 80       | 355       | 160   | 505      | 280    |  |
| Other or none.....                                     | 570   | 140     | 245   | 160    | 75      | 280    | 405   | 560   | 135      | 285    | 490      | 380     | 135      | 155       | 330   | 240      | 175    |  |
| <b>*KITCHEN SINK</b>                                   |       |         |       |        |         |        |       |       |          |        |          |         |          |           |       |          |        |  |
| Number reporting.....                                  | 1,705 | 1,115   | 830   | 905    | 1,075   | 1,690  | 1,975 | 4,060 | 1,845    | 2,600  | 995      | 1,575   | 850      | 2,305     | 1,130 | 2,780    | 995    |  |
| With kitchen sink.....                                 | 755   | 850     | 200   | 720    | 685     | 1,275  | 945   | 2,900 | 1,375    | 1,735  | 145      | 490     | 650      | 1,735     | 425   | 2,045    | 570    |  |
| <b>*RADIO</b>  |       |         |       |        |         |        |       |       |          |        |          |         |          |           |       |          |        |  |
| Number reporting.....                                  | 1,730 | 1,110   | 835   | 975    | 1,090   | 1,810  | 2,205 | 3,970 | 1,970    | 2,635  | 950      | 1,435   | 840      | 2,280     | 1,110 | 2,800    | 1,030  |  |
| With radio.....  | 1,475 | 1,055   | 700   | 895    | 995     | 1,690  | 2,020 | 3,700 | 1,870    | 2,395  | 730      | 1,255   | 765      | 2,165     | 990   | 2,625    | 970    |  |
| <b>*TELEVISION</b>                                     |       |         |       |        |         |        |       |       |          |        |          |         |          |           |       |          |        |  |
| Number reporting.....                                  | 1,705 | 1,110   | 825   | 980    | 1,095   | 1,805  | 1,895 | 3,965 | 1,955    | 2,625  | 935      | 1,445   | 830      | 2,295     | 1,100 | 2,815    | 1,025  |  |
| With television.....                                   | 15    | 15      | 10    | ...    | 10      | 60     | 15    | 70    | 120      | 15     | ...      | 5       | 5        | 90        | 5     | 10       | 15     |  |



Table 30.—PLUMBING FACILITIES, YEAR BUILT, AND EQUIPMENT OF RURAL-NONFARM DWELING UNITS, FOR COUNTIES: 1950—Con.

[Asterisk (\*) denotes statistics based on 20-percent sample]

| Subject   | Craig | Creek | Custer | Delaware | Dewey | Ellis | Garfield | Garvin | Grady | Grant | Greer | Harmon | Harper | Haskell | Hughes | Jackson | Jefferson |
|---|-------|-------|--------|----------|-------|-------|----------|--------|-------|-------|-------|--------|--------|---------|--------|---------|-----------|
| Total dwelling units                              | 907   | 2,922 | 1,217  | 2,257    | 1,408 | 1,349 | 2,318    | 3,250  | 2,645 | 1,796 | 748   | 288    | 1,195  | 1,900   | 2,016  | 1,403   | 2,382     |
| <b>WATER SUPPLY</b>                               |       |       |        |          |       |       |          |        |       |       |       |        |        |         |        |         |           |
| Hot and cold piped running water inside structure | 245   | 1,079 | 909    | 771      | 565   | 884   | 1,311    | 1,414  | 1,070 | 1,104 | 344   | 73     | 743    | 749     | 626    | 518     | 1,146     |
| Only cold piped running water inside structure    | 199   | 643   | 223    | 277      | 355   | 280   | 375      | 617    | 502   | 307   | 209   | 80     | 195    | 177     | 349    | 317     | 567       |
| Piped running water outside structure             | 62    | 83    | 45     | 37       | 47    | 45    | 47       | 121    | 104   | 76    | 24    | 22     | 26     | 76      | 100    | 114     | 117       |
| No piped running water                            | 387   | 1,060 | 427    | 1,123    | 419   | 129   | 520      | 1,005  | 882   | 282   | 155   | 102    | 196    | 880     | 909    | 399     | 531       |
| Not reported                                      | 14    | 57    | 13     | 49       | 22    | 11    | 65       | 93     | 87    | 27    | 16    | 11     | 35     | 18      | 32     | 55      | 21        |
| <b>TOILET FACILITIES</b>                          |       |       |        |          |       |       |          |        |       |       |       |        |        |         |        |         |           |
| Flush toilet inside structure, exclusive use      | 256   | 1,001 | 612    | 819      | 656   | 867   | 1,303    | 1,362  | 1,182 | 1,080 | 360   | 75     | 733    | 765     | 626    | 599     | 1,270     |
| Flush toilet inside structure, shared             | 11    | 62    | 23     | 17       | 37    | 47    | 35       | 44     | 82    | 47    | 17    | 1      | 17     | 42      | 39     | 28      | 70        |
| Other toilet facilities (including privy)         | 607   | 1,726 | 543    | 1,232    | 657   | 409   | 884      | 1,611  | 1,169 | 620   | 336   | 191    | 378    | 1,040   | 1,226  | 702     | 911       |
| No toilet   | 19    | 71    | 25     | 140      | 39    | 17    | 32       | 135    | 146   | 21    | 20    | 3      | 31     | 37      | 99     | 16      | 116       |
| Not reported                                      | 14    | 62    | 14     | 49       | 19    | 9     | 64       | 98     | 66    | 28    | 15    | 18     | 36     | 16      | 26     | 58      | 15        |
| <b>BATHING FACILITIES</b>                         |       |       |        |          |       |       |          |        |       |       |       |        |        |         |        |         |           |
| Installed bathtub or shower, exclusive use        | 253   | 1,071 | 560    | 804      | 646   | 859   | 1,323    | 1,427  | 1,170 | 1,118 | 352   | 86     | 726    | 764     | 611    | 595     | 1,245     |
| Installed bathtub or shower, shared               | 10    | 56    | 21     | 19       | 43    | 48    | 32       | 43     | 71    | 44    | 13    | 1      | 18     | 35      | 55     | 23      | 62        |
| No bathtub or shower                              | 628   | 1,650 | 620    | 1,356    | 697   | 423   | 863      | 1,669  | 1,262 | 604   | 365   | 173    | 414    | 1,067   | 1,313  | 724     | 1,037     |
| Not reported                                      | 16    | 145   | 16     | 78       | 22    | 19    | 70       | 111    | 142   | 30    | 18    | 28     | 37     | 34      | 37     | 61      | 38        |
| <b>*YEAR BUILT</b>                                |       |       |        |          |       |       |          |        |       |       |       |        |        |         |        |         |           |
| Number reporting                                  | 860   | 2,715 | 1,175  | 2,155    | 1,405 | 1,315 | 2,265    | 3,025  | 2,475 | 1,795 | 725   | 315    | 1,135  | 1,785   | 1,955  | 1,345   | 2,345     |
| 1945 or later                                     | 145   | 245   | 65     | 660      | 280   | 260   | 295      | 845    | 280   | 160   | 75    | 20     | 245    | 335     | 130    | 95      | 220       |
| 1940 to 1944                                      | 70    | 85    | 45     | 310      | 55    | 90    | 85       | 135    | 95    | 35    | 10    | 20     | 40     | 310     | 95     | 20      | 130       |
| 1930 to 1939                                      | 145   | 270   | 180    | 440      | 180   | 100   | 275      | 530    | 385   | 185   | 135   | 60     | 130    | 280     | 395    | 155     | 450       |
| 1920 to 1929                                      | 155   | 1,015 | 220    | 360      | 285   | 335   | 595      | 645    | 610   | 210   | 280   | 75     | 380    | 225     | 670    | 560     | 660       |
| 1919 or earlier                                   | 345   | 1,100 | 665    | 385      | 605   | 530   | 1,015    | 870    | 1,105 | 1,205 | 385   | 140    | 350    | 635     | 665    | 515     | 885       |
| <b>*ELECTRIC LIGHTING</b>                         |       |       |        |          |       |       |          |        |       |       |       |        |        |         |        |         |           |
| Number reporting                                  | 850   | 2,890 | 1,135  | 2,265    | 1,415 | 1,355 | 2,275    | 3,260  | 2,490 | 1,755 | 725   | 245    | 1,155  | 1,890   | 1,990  | 1,290   | 2,275     |
| With electric lights                              | 740   | 2,295 | 1,025  | 1,610    | 1,325 | 1,280 | 2,170    | 2,920  | 2,230 | 1,690 | 685   | 240    | 1,090  | 1,530   | 1,590  | 1,220   | 2,110     |
| Total occupied dwelling units                     | 869   | 2,705 | 1,134  | 1,576    | 1,299 | 1,261 | 2,176    | 3,068  | 2,368 | 1,699 | 702   | 269    | 1,105  | 1,737   | 1,848  | 1,338   | 2,204     |
| <b>*HEATING EQUIPMENT</b>                         |       |       |        |          |       |       |          |        |       |       |       |        |        |         |        |         |           |
| Number reporting heating equipment                | 825   | 2,385 | 1,180  | 1,480    | 1,315 | 995   | 2,150    | 2,690  | 2,005 | 1,685 | 695   | 235    | 1,060  | 1,635   | 1,550  | 1,285   | 2,070     |
| Central heating, piped steam or hot water         | 5     | 110   | ...    | 25       | ...   | 15    | 25       | 330    | 60    | 30    | ...   | 5      | 15     | 15      | 340    | ...     | 25        |
| Central heating, warm air furnace                 | 30    | 45    | 135    | 90       | 330   | 145   | 265      | 30     | 55    | 250   | ...   | 10     | 305    | 5       | ...    | 65      | 60        |
| Noncentral heating, with flue                     | 625   | 725   | 410    | 1,160    | 820   | 775   | 1,475    | 465    | 915   | 1,230 | 120   | 105    | 675    | 780     | 620    | 290     | 340       |
| Noncentral heating, without flue                  | 165   | 1,460 | 625    | 185      | 165   | 55    | 375      | 1,830  | 950   | 175   | 570   | 115    | 65     | 835     | 585    | 965     | 1,635     |
| Not heated  | ...   | 45    | 10     | 20       | ...   | 5     | 10       | 15     | 25    | ...   | ...   | ...    | ...    | ...     | 5      | 5       | 10        |
| <b>*HEATING FUEL</b>                              |       |       |        |          |       |       |          |        |       |       |       |        |        |         |        |         |           |
| Number reporting heating equipment                | 825   | 2,385 | 1,180  | 1,480    | 1,315 | 995   | 2,150    | 2,690  | 2,005 | 1,685 | 695   | 235    | 1,060  | 1,635   | 1,550  | 1,285   | 2,070     |
| Central heating                                   | 25    | 155   | 135    | 115      | 330   | 160   | 290      | 380    | 115   | 280   | 5     | 15     | 320    | 20      | 340    | 65      | 85        |
| Coal  | 5     | 5     | ...    | 30       | 15    | 5     | ...      | ...    | ...   | 5     | ...   | 5      | ...    | ...     | ...    | ...     | ...       |
| Wood  | ...   | 10    | ...    | 10       | 5     | ...   | ...      | 5      | 5     | ...   | ...   | ...    | ...    | ...     | ...    | 5       | ...       |
| Utility gas                                       | 20    | 130   | 115    | 10       | 155   | 210   | 370      | 100    | 250   | 5     | 10    | 295    | 20     | 340     | 60     | 70      |           |
| Bottled gas                                       | 10    | 5     | 20     | 55       | 225   | ...   | 45       | 5      | 10    | 25    | ...   | ...    | 25     | ...     | ...    | ...     |           |
| Liquid fuel                                       | ...   | ...   | ...    | 3        | 85    | ...   | 35       | ...    | ...   | ...   | ...   | ...    | ...    | ...     | ...    | ...     | ...       |
| Other fuel  | ...   | 5     | ...    | 5        | ...   | ...   | ...      | ...    | ...   | ...   | ...   | ...    | ...    | ...     | ...    | ...     | 15        |
| Not reported                                      | ...   | ...   | ...    | ...      | ...   | ...   | ...      | ...    | ...   | ...   | ...   | ...    | ...    | ...     | ...    | ...     | ...       |
| Noncentral heating                                | 790   | 2,185 | 1,035  | 1,345    | 985   | 830   | 1,850    | 2,295  | 1,865 | 1,405 | 690   | 220    | 740    | 1,615   | 1,205  | 1,215   | 1,975     |
| Coal  | 395   | 45    | 85     | 150      | 180   | 80    | 165      | 45     | 195   | 115   | 55    | 20     | 35     | 605     | 60     | 30      | 115       |
| Wood  | 90    | 220   | 90     | 725      | 105   | 30    | 60       | 165    | 105   | 15    | 5     | 20     | 5      | 105     | 320    | 10      | 115       |
| Utility gas                                       | 200   | 1,810 | 615    | 50       | 90    | 645   | 945      | 1,675  | 880   | 905   | 535   | 10     | 560    | 680     | 520    | 845     | 1,310     |
| Bottled gas                                       | 50    | 50    | 130    | 145      | 300   | 20    | 260      | 190    | 345   | 95    | 45    | 80     | 40     | 180     | 250    | 95      | 150       |
| Liquid fuel                                       | 55    | 35    | 80     | 235      | 335   | 40    | 400      | 165    | 225   | 235   | 50    | 85     | 75     | 35      | 45     | 215     | 150       |
| Electricity                                       | ...   | ...   | 5      | ...      | ...   | ...   | 5        | 5      | 5     | 15    | ...   | ...    | ...    | ...     | ...    | ...     | ...       |
| Other fuel  | ...   | 5     | 30     | 15       | 15    | 5     | 15       | 30     | 100   | 20    | ...   | ...    | 20     | ...     | 10     | 20      | 125       |
| Not reported                                      | ...   | 20    | ...    | 5        | ...   | 10    | ...      | 10     | 10    | 5     | ...   | 5      | ...    | ...     | ...    | ...     | 10        |
| Not heated  | ...   | 45    | 10     | 20       | ...   | 5     | 10       | 15     | 25    | ...   | ...   | ...    | ...    | ...     | 5      | 5       | 10        |
| <b>*COOKING FUEL</b>                              |       |       |        |          |       |       |          |        |       |       |       |        |        |         |        |         |           |
| Number reporting                                  | 880   | 2,720 | 1,115  | 1,480    | 1,250 | 1,245 | 2,065    | 2,970  | 2,385 | 1,645 | 685   | 280    | 1,115  | 1,715   | 1,765  | 1,275   | 2,160     |
| Coal  | 120   | 20    | 20     | 30       | 30    | 25    | 30       | 15     | 170   | 25    | 5     | 10     | 10     | 140     | 35     | 10      | 50        |
| Wood  | 95    | 320   | 35     | 700      | 95    | 20    | 20       | 170    | 65    | 15    | 5     | 5      | 5      | 190     | 220    | 5       | 95        |
| Utility gas                                       | 325   | 2,225 | 730    | 70       | 35    | 990   | 1,140    | 2,220  | 1,185 | 1,075 | 510   | 25     | 940    | 840     | 1,040  | 855     | 1,395     |
| Bottled gas                                       | 155   | 45    | 160    | 195      | 520   | 65    | 385      | 250    | 465   | 190   | 35    | 145    | 70     | 255     | 285    | 160     | 135       |
| Liquid fuel                                       | 150   | 95    | 120    | 305      | 475   | 85    | 320      | 270    | 350   | 225   | 115   | 75     | 60     | 245     | 150    | 225     | 285       |
| Electricity                                       | 25    | 15    | 40     | 135      | 75    | 35    | 155      | 20     | 70    | 90    | 10    | 10     | 10     | 25      | 5      | 15      | 15        |
| Other fuel  | 10    | ...   | 10     | 40       | 5     | 25    | 15       | 25     | 80    | 20    | 5     | 10     | 20     | 20      | 30     | 5       | 180       |
| None  | ...   | ...   | ...    | 5        | 15    | ...   | ...      | ...    | ...   | 5     | ...   | ...    | ...    | ...     | ...    | ...     | 5         |
| <b>*REFRIGERATION EQUIPMENT</b>                   |       |       |        |          |       |       |          |        |       |       |       |        |        |         |        |         |           |
| Number reporting                                  | 815   | 2,665 | 1,075  | 1,595    | 1,305 | 1,245 | 2,190    | 3,035  | 2,255 | 1,655 | 675   | 240    | 1,070  | 1,745   | 1,850  | 1,265   | 2,115     |
| Mechanical  | 520   | 1,755 | 805    | 700      | 880   | 950   | 1,815    | 2,095  | 1,560 | 1,400 | 535   | 180    | 845    | 915     | 1,120  | 945     | 1,515     |
| Ice   | 115   | 625   | 155    | 365      | 220   | 145   | 210      | 530    | 445   | 150   | 70    | 35     | 150    | 490     | 345    | 245     | 360       |
| Other or none                                     | 180   | 285   | 115    | 530      | 205   | 150   | 165      | 470    | 250   | 105   | 70    | 25     | 75     | 340     | 385    | 75      | 240       |
| <b>*KITCHEN SINK</b>                              |       |       |        |          |       |       |          |        |       |       |       |        |        |         |        |         |           |
| Number reporting                                  | 885   | 2,680 | 1,115  | 1,435    | 1,245 | 1,235 | 2,070    | 2,950  | 2,320 | 1,655 | 690   | 275    | 1,115  | 1,715   | 1,760  | 1,270   | 2,170     |
| With kitchen sink                                 | 380   | 1,650 | 780    | 695      | 840   | 1,035 | 1,680    | 1,860  | 1,455 | 1,305 | 520   | 160    | 960    | 920     | 965    | 820     | 1,465     |
| <b>*RADIO</b>                                     |       |       |        |          |       |       |          |        |       |       |       |        |        |         |        |         |           |
| Number reporting                                  | 910   | 2,710 | 1,125  | 1,555    | 1,255 | 1,280 | 2,085    | 3,065  | 2,345 | 1,635 | 670   | 245    | 1,075  | 1,720   | 1,885  | 1,390   | 2,230     |
| With radio  | 850   | 2,510 | 1,050  | 1,330    | 1,160 | 1,160 | 2,010    | 2,910  | 2,170 | 1,565 | 650   | 230    | 1,040  | 1,365   | 1,670  | 1,310   | 2,100     |
| <b>*TELEVISION</b>                                |       |       |        |          |       |       |          |        |       |       |       |        |        |         |        |         |           |
| Number reporting                                  | 890   | 2,690 | 1,125  | 1,545    | 1,245 | 1,275 | 2,080    | 3,040  | 2,315 | 1,635 | 670   | 245    | 1,075  | 1,710   | 1,865  | 1,380   | 2,210     |
| With television                                   | 15    | 50    | 10     | 35       | 25    | 5     | 40       | 45     | 65    | 10    | 10    | ...    | ...    | 5       | 10     | 5       | 30        |

HOUSING—GENERAL CHARACTERISTICS

Table 30.—PLUMBING FACILITIES, YEAR BUILT, AND EQUIPMENT OF RURAL-NONFARM DWELLING UNITS, FOR COUNTIES: 1950.—Con.

[Asterisk (\*) denotes statistics based on 20-percent sample]

| Subject   | Johnston | Kay   | Kingfisher | Kiowa | Latimer | LeFlore | Lincoln | Logan | Love  | McCain | McCurtain | McIntosh | Major | Marshall | Mayes | Murray | Muskogee |
|---|----------|-------|------------|-------|---------|---------|---------|-------|-------|--------|-----------|----------|-------|----------|-------|--------|----------|
| Total dwelling units                              | 1,891    | 2,781 | 1,226      | 2,099 | 1,494   | 5,467   | 3,205   | 1,796 | 1,042 | 1,385  | 3,669     | 928      | 1,414 | 940      | 2,393 | 1,190  | 4,392    |
| <b>WATER SUPPLY</b>                               |          |       |            |       |         |         |         |       |       |        |           |          |       |          |       |        |          |
| Hot and cold piped running water inside structure | 576      | 1,623 | 591        | 1,015 | 561     | 1,236   | 1,648   | 890   | 424   | 507    | 568       | 71       | 817   | 173      | 762   | 499    | 1,490    |
| Only cold piped running water inside structure    | 289      | 364   | 173        | 527   | 177     | 676     | 528     | 258   | 242   | 264    | 676       | 48       | 224   | 263      | 443   | 229    | 824      |
| Piped running water outside structure             | 156      | 96    | 32         | 201   | 62      | 263     | 71      | 98    | 107   | 41     | 467       | 20       | 32    | 32       | 126   | 114    | 329      |
| No piped running water                            | 837      | 644   | 425        | 329   | 637     | 3,196   | 918     | 500   | 245   | 543    | 1,891     | 765      | 301   | 421      | 989   | 334    | 1,637    |
| Not reported                                      | 33       | 54    | 5          | 27    | 37      | 96      | 40      | 50    | 24    | 30     | 67        | 24       | 40    | 51       | 73    | 14     | 112      |
| <b>TOILET FACILITIES</b>                          |          |       |            |       |         |         |         |       |       |        |           |          |       |          |       |        |          |
| Flush toilet inside structure, exclusive use      | 568      | 1,617 | 603        | 1,126 | 498     | 1,158   | 1,645   | 881   | 439   | 492    | 628       | 55       | 824   | 151      | 871   | 515    | 1,548    |
| Flush toilet inside structure, shared             | 40       | 50    | 32         | 47    | 56      | 79      | 92      | 29    | 63    | 17     | 14        | ...      | 51    | 8        | 5     | 45     | 42       |
| Other toilet facilities (including privy)         | 1,168    | 997   | 484        | 870   | 838     | 3,850   | 1,322   | 767   | 481   | 792    | 2,708     | 736      | 468   | 700      | 1,397 | 552    | 2,552    |
| No toilet   | 80       | 63    | 100        | 32    | 62      | 291     | 100     | 98    | 35    | 56     | 250       | 120      | 29    | 34       | 33    | 65     | 139      |
| Not reported                                      | 35       | 54    | 7          | 24    | 40      | 89      | 46      | 61    | 24    | 28     | 69        | 17       | 42    | 47       | 87    | 13     | 111      |
| <b>BATHING FACILITIES</b>                         |          |       |            |       |         |         |         |       |       |        |           |          |       |          |       |        |          |
| Installed bathtub or shower, exclusive use        | 586      | 1,661 | 619        | 1,079 | 522     | 1,219   | 1,636   | 917   | 451   | 527    | 692       | 76       | 822   | 196      | 880   | 490    | 1,569    |
| Installed bathtub or shower, shared               | 38       | 43    | 31         | 62    | 55      | 67      | 86      | 30    | 61    | 18     | 11        | ...      | 51    | 1        | 3     | 53     | 41       |
| No bathtub or shower                              | 1,223    | 1,008 | 566        | 906   | 868     | 4,015   | 1,430   | 782   | 497   | 795    | 2,842     | 824      | 460   | 690      | 1,405 | 623    | 2,639    |
| Not reported                                      | 44       | 69    | 10         | 52    | 49      | 166     | 53      | 67    | 33    | 45     | 124       | 24       | 81    | 53       | 105   | 24     | 143      |
| <b>*YEAR BUILT</b>                                |          |       |            |       |         |         |         |       |       |        |           |          |       |          |       |        |          |
| Number reporting                                  | 1,895    | 2,625 | 1,200      | 2,035 | 1,370   | 5,365   | 3,145   | 1,655 | 990   | 1,325  | 3,520     | 890      | 1,390 | 830      | 2,270 | 1,115  | 4,140    |
| 1945 or later                                     | 325      | 330   | 130        | 250   | 185     | 1,060   | 325     | 205   | 165   | 255    | 685       | 115      | 200   | 140      | 260   | 280    | 875      |
| 1940 to 1944                                      | 150      | 115   | 35         | 85    | 100     | 460     | 100     | 65    | 50    | 55     | 250       | 55       | 110   | 110      | 460   | 55     | 395      |
| 1930 to 1939                                      | 345      | 285   | 125        | 195   | 380     | 1,020   | 385     | 315   | 160   | 295    | 965       | 115      | 190   | 140      | 655   | 270    | 765      |
| 1920 to 1929                                      | 465      | 650   | 130        | 590   | 190     | 1,295   | 905     | 270   | 190   | 325    | 750       | 300      | 235   | 115      | 420   | 195    | 935      |
| 1919 or earlier                                   | 610      | 1,245 | 780        | 915   | 515     | 1,530   | 1,430   | 800   | 425   | 395    | 870       | 305      | 655   | 325      | 475   | 315    | 1,170    |
| <b>*ELECTRIC LIGHTING</b>                         |          |       |            |       |         |         |         |       |       |        |           |          |       |          |       |        |          |
| Number reporting                                  | 1,825    | 2,775 | 1,200      | 2,020 | 1,445   | 5,215   | 3,235   | 1,750 | 1,035 | 1,370  | 3,530     | 870      | 1,385 | 955      | 2,335 | 1,215  | 4,265    |
| With electric lights                              | 1,550    | 2,490 | 975        | 1,910 | 1,170   | 3,785   | 2,860   | 1,520 | 950   | 1,170  | 2,280     | 465      | 1,320 | 755      | 2,010 | 1,045  | 3,330    |
| Total occupied dwelling units                     | 1,723    | 2,587 | 984        | 2,028 | 1,344   | 5,057   | 2,975   | 1,652 | 964   | 1,292  | 3,215     | 747      | 1,359 | 797      | 1,804 | 1,134  | 4,058    |
| <b>*HEATING EQUIPMENT</b>                         |          |       |            |       |         |         |         |       |       |        |           |          |       |          |       |        |          |
| Number reporting heating equipment                | 1,765    | 2,335 | 985        | 1,985 | 1,350   | 4,855   | 2,805   | 1,590 | 1,010 | 1,245  | 2,920     | 685      | 1,290 | 830      | 1,720 | 1,020  | 3,970    |
| Central heating, piped steam or hot water         | 20       | 65    | 15         | 20    | 35      | 80      | 370     | 5     | 5     | 45     | 30        | ...      | 25    | 5        | 10    | 25     | 80       |
| Central heating, warm air furnace                 | 10       | 315   | 365        | 250   | ...     | 95      | 145     | 100   | ...   | 55     | 5         | ...      | 355   | 5        | 80    | 20     | 170      |
| Noncentral heating, with flue                     | 640      | 1,100 | 435        | 800   | 410     | 2,055   | 1,105   | 1,105 | 205   | 815    | 1,975     | 555      | 615   | 320      | 1,145 | 230    | 1,855    |
| Noncentral heating, without flue                  | 1,090    | 850   | 170        | 665   | 850     | 2,620   | 1,180   | 375   | 790   | 330    | 895       | 130      | 295   | 490      | 480   | 740    | 1,820    |
| Not heated  | 5        | 5     | ...        | 250   | 55      | 5       | 5       | 5     | ...   | ...    | 15        | ...      | ...   | ...      | 5     | 5      | 45       |
| <b>*HEATING FUEL</b>                              |          |       |            |       |         |         |         |       |       |        |           |          |       |          |       |        |          |
| Number reporting heating equipment                | 1,765    | 2,335 | 985        | 1,985 | 1,350   | 4,855   | 2,805   | 1,590 | 1,010 | 1,245  | 2,920     | 685      | 1,290 | 830      | 1,720 | 1,020  | 3,970    |
| Central heating                                   | 30       | 380   | 380        | 270   | 35      | 175     | 515     | 105   | 5     | 100    | 35        | ...      | 380   | 10       | 90    | 45     | 250      |
| Coal  | 5        | 10    | ...        | ...   | ...     | 15      | 20      | 15    | 5     | ...    | 5         | ...      | 15    | ...      | 5     | ...    | 25       |
| Wood  | 5        | 5     | ...        | ...   | ...     | ...     | ...     | ...   | ...   | ...    | ...       | ...      | ...   | ...      | ...   | ...    | 5        |
| Utility gas                                       | 20       | 360   | 320        | 235   | 15      | 160     | 490     | 80    | ...   | 5      | ...       | ...      | 35    | ...      | 20    | 15     | 5        |
| Bottled gas                                       | ...      | 5     | 45         | 25    | ...     | ...     | 80      | ...   | ...   | 65     | ...       | ...      | 335   | 5        | 25    | 25     | 175      |
| Liquid fuel                                       | ...      | 5     | 5          | 5     | 5       | ...     | ...     | ...   | ...   | 30     | 30        | ...      | 15    | 5        | 20    | 5      | 45       |
| Other fuel  | ...      | ...   | ...        | ...   | ...     | ...     | ...     | ...   | ...   | ...    | ...       | ...      | ...   | ...      | ...   | ...    | ...      |
| Not reported                                      | ...      | ...   | ...        | ...   | ...     | ...     | ...     | ...   | ...   | ...    | ...       | ...      | ...   | ...      | 20    | ...    | ...      |
| Noncentral heating                                | 1,730    | 1,950 | 605        | 1,465 | 1,260   | 4,675   | 2,285   | 1,480 | 995   | 1,145  | 2,870     | 685      | 910   | 810      | 1,625 | 970    | 3,675    |
| Coal  | 35       | 120   | 55         | 155   | 245     | 735     | 125     | 50    | 20    | 65     | 75        | 240      | 45    | 10       | 440   | 25     | 635      |
| Wood  | 425      | 145   | 90         | 115   | 105     | 1,185   | 240     | 160   | 150   | 110    | 1,760     | 260      | 110   | 250      | 400   | 120    | 310      |
| Utility gas                                       | 610      | 1,490 | 220        | 855   | 820     | 2,220   | 1,650   | 1,150 | 640   | 555    | 100       | 85       | 410   | 225      | 320   | 615    | 2,305    |
| Bottled gas                                       | 495      | 105   | 135        | 125   | 50      | 425     | 105     | 55    | 115   | 180    | 655       | 75       | 140   | 275      | 240   | 110    | 280      |
| Liquid fuel                                       | 160      | 85    | 70         | 195   | 35      | 95      | 125     | 50    | 40    | 225    | 220       | 25       | 195   | 35       | 205   | 95     | 135      |
| Electricity                                       | ...      | ...   | ...        | 5     | ...     | 10      | ...     | ...   | 5     | ...    | 5         | ...      | ...   | ...      | 15    | ...    | 5        |
| Other fuel  | 5        | 5     | 20         | 10    | ...     | ...     | 35      | 5     | 25    | 10     | 50        | ...      | ...   | 15       | 5     | ...    | 5        |
| Not reported                                      | ...      | ...   | 15         | 5     | 5       | 5       | 5       | 10    | ...   | ...    | 5         | ...      | 10    | ...      | ...   | 5      | ...      |
| Not heated  | 5        | 5     | ...        | 250   | 55      | 5       | 5       | 5     | ...   | ...    | 15        | ...      | ...   | 10       | 5     | 5      | 45       |
| <b>*COOKING FUEL</b>                              |          |       |            |       |         |         |         |       |       |        |           |          |       |          |       |        |          |
| Number reporting                                  | 1,670    | 2,600 | 975        | 2,010 | 1,375   | 4,965   | 2,950   | 1,660 | 880   | 1,190  | 3,250     | 765      | 1,310 | 785      | 1,725 | 1,150  | 3,930    |
| Coal  | 20       | 25    | 15         | 20    | 150     | 205     | 50      | 10    | 10    | 15     | 60        | 50       | 25    | 10       | 130   | 20     | 385      |
| Wood  | 370      | 170   | 60         | 15    | 235     | 1,350   | 170     | 145   | 105   | 65     | 1,665     | 300      | 85    | 155      | 370   | 85     | 430      |
| Utility gas                                       | 590      | 2,055 | 590        | 1,320 | 830     | 2,435   | 2,380   | 1,320 | 550   | 595    | 155       | 110      | 680   | 235      | 325   | 605    | 2,255    |
| Bottled gas                                       | 485      | 120   | 180        | 220   | 30      | 430     | 130     | 70    | 85    | 255    | 855       | 170      | 220   | 230      | 410   | 250    | 350      |
| Liquid fuel                                       | 180      | 185   | 60         | 290   | 30      | 355     | 180     | 95    | 55    | 235    | 375       | 130      | 210   | 100      | 390   | 145    | 430      |
| Electricity                                       | 20       | 25    | 45         | 125   | 55      | 80      | 10      | 5     | 45    | 10     | 80        | ...      | 50    | 25       | 45    | 35     | 60       |
| Other fuel  | 5        | 10    | 10         | 20    | 45      | 110     | 30      | 10    | 30    | 15     | 60        | 5        | 15    | 25       | 50    | 5      | 15       |
| None  | ...      | ...   | 15         | ...   | ...     | ...     | ...     | 5     | ...   | ...    | ...       | ...      | 25    | 5        | 5     | 5      | 5        |
| <b>*REFRIGERATION EQUIPMENT</b>                   |          |       |            |       |         |         |         |       |       |        |           |          |       |          |       |        |          |
| Number reporting                                  | 1,655    | 2,565 | 950        | 1,950 | 1,325   | 4,785   | 3,005   | 1,630 | 995   | 1,270  | 3,160     | 725      | 1,350 | 855      | 1,825 | 1,105  | 3,950    |
| Mechanical  | 980      | 1,880 | 740        | 1,400 | 695     | 2,350   | 2,100   | 1,100 | 655   | 905    | 1,395     | 215      | 985   | 565      | 885   | 735    | 1,990    |
| Ice   | 470      | 430   | 110        | 395   | 365     | 1,425   | 625     | 370   | 220   | 195    | 825       | 180      | 250   | 145      | 515   | 220    | 1,310    |
| Other or none                                     | 205      | 255   | 100        | 155   | 265     | 1,010   | 280     | 160   | 120   | 170    | 940       | 330      | 115   | 145      | 425   | 150    | 650      |
| <b>*KITCHEN SINK</b>                              |          |       |            |       |         |         |         |       |       |        |           |          |       |          |       |        |          |
| Number reporting                                  | 1,660    | 2,595 | 985        | 2,005 | 1,365   | 4,955   | 2,945   | 1,655 | 880   | 1,205  | 3,245     | 775      | 1,310 | 785      | 1,730 | 1,130  | 3,910    |
| With kitchen sink                                 | 705      | 1,890 | 715        | 1,470 | 610     | 1,960   | 2,030   | 1,070 | 555   | 695    | 1,020     | 115      | 1,025 | 385      | 685   | 675    | 2,035    |
| <b>*RADIO</b>                                     |          |       |            |       |         |         |         |       |       |        |           |          |       |          |       |        |          |
| Number reporting                                  | 1,620    | 2,500 | 1,015      | 2,055 | 1,305   | 5,090   | 2,935   | 1,600 | 925   | 1,280  | 3,190     | 735      | 1,285 | 690      | 1,725 | 1,085  | 3,915    |
| With radio  | 1,490    | 2,405 | 930        | 1,925 | 1,140   | 4,560   | 2,685   | 1,510 | 860   | 1,210  | 2,720     | 585      | 1,195 | 560      | 1,550 | 975    | 3,495    |
| <b>*TELEVISION</b>                                |          |       |            |       |         |         |         |       |       |        |           |          |       |          |       |        |          |
| Number reporting                                  | 1,625    | 2,505 | 1,015      | 2,045 | 1,310   | 5,060   | 2,940   | 1,620 | 915   | 1,275  | 3,175     | 740      | 1,255 | 695      | 1,700 | 1,080  | 3,860    |
| With television                                   | 30       | 20    | 40         | 15    | 20      | 35      | 90      | 85    | 10    | 15     | 35        | 10       | 5     | ...      | 10    | 65     | 65       |

Table 30.—PLUMBING FACILITIES, YEAR BUILT, AND EQUIPMENT OF RURAL-NONFARM DWELLING UNITS, FOR COUNTIES: 1950—Con.

[Asterisk (\*) denotes statistics based on 20-percent sample]

| Subject  | Noble | Nowata | Okfuskee | Oklahoma | Oklmulgee | Osage | Ottawa | Pawnee | Payne | Pittsburg | Pontotoc | Pottawatomie | Pushmataha |
|--|-------|--------|----------|----------|-----------|-------|--------|--------|-------|-----------|----------|--------------|------------|
| Total dwelling units.....                              | 870   | 1,466  | 2,069    | 10,840   | 2,980     | 5,019 | 3,509  | 1,899  | 2,279 | 4,231     | 2,375    | 3,469        | 1,094      |
| <b>WATER SUPPLY</b>                                    |       |        |          |          |           |       |        |        |       |           |          |              |            |
| Hot and cold piped running water inside structure..... | 385   | 369    | 533      | 6,556    | 846       | 2,650 | 1,353  | 854    | 1,263 | 1,185     | 809      | 1,623        | 69         |
| Only cold piped running water inside structure.....    | 156   | 224    | 259      | 981      | 722       | 931   | 957    | 387    | 377   | 1,095     | 613      | 648          | 63         |
| Piped running water outside structure.....             | 54    | 63     | 105      | 181      | 157       | 149   | 307    | 94     | 50    | 312       | 137      | 133          | 18         |
| No piped running water.....                            | 275   | 777    | 1,103    | 2,969    | 1,225     | 1,206 | 808    | 488    | 550   | 1,584     | 773      | 1,004        | 938        |
| Not reported.....                                      | ...   | 33     | 69       | 153      | 30        | 83    | 84     | 76     | 39    | 55        | 43       | 61           | 6          |
| <b>TOILET FACILITIES</b>                               |       |        |          |          |           |       |        |        |       |           |          |              |            |
| Flush toilet inside structure, exclusive use.....      | 358   | 339    | 544      | 6,466    | 856       | 2,569 | 1,480  | 887    | 1,264 | 1,258     | 866      | 1,663        | 58         |
| Flush toilet inside structure, shared.....             | 21    | 22     | 15       | 68       | 51        | 68    | 65     | 20     | 46    | 41        | 27       | 93           | 11         |
| Other toilet facilities (including privy).....         | 458   | 1,063  | 1,319    | 3,997    | 1,983     | 2,170 | 1,844  | 793    | 766   | 2,721     | 1,392    | 1,965        | 945        |
| No toilet.....   | 20    | 28     | 165      | 149      | 67        | 129   | 42     | 106    | 160   | 160       | 51       | 86           | 74         |
| Not reported.....                                      | 13    | 14     | 26       | 160      | 23        | 83    | 78     | 93     | 43    | 51        | 39       | 62           | 6          |
| <b>BATHING FACILITIES</b>                              |       |        |          |          |           |       |        |        |       |           |          |              |            |
| Installed bathtub or shower, exclusive use.....        | 379   | 370    | 585      | 6,572    | 848       | 2,669 | 1,398  | 876    | 1,265 | 1,377     | 935      | 1,630        | 71         |
| Installed bathtub or shower, shared.....               | 19    | 18     | 15       | 60       | 66        | 63    | 53     | 19     | 33    | 36        | 22       | 89           | 12         |
| No bathtub or shower.....                              | 457   | 1,046  | 1,415    | 4,015    | 2,022     | 2,135 | 1,967  | 888    | 932   | 2,742     | 1,371    | 1,679        | 996        |
| Not reported.....                                      | 15    | 32     | 54       | 193      | 44        | 152   | 91     | 116    | 49    | 76        | 47       | 71           | 15         |
| <b>*YEAR BUILT</b>                                     |       |        |          |          |           |       |        |        |       |           |          |              |            |
| Number reporting.....                                  | 805   | 1,490  | 1,960    | 10,110   | 2,865     | 4,850 | 3,385  | 1,785  | 2,175 | 4,090     | 2,255    | 3,160        | 1,065      |
| 1945 or later.....                                     | 60    | 190    | 130      | 4,010    | 370       | 185   | 125    | 115    | 305   | 455       | 275      | 300          | 210        |
| 1940 to 1944.....                                      | 10    | 95     | 110      | 1,370    | 85        | 130   | 155    | 30     | 65    | 355       | 155      | 115          | 110        |
| 1930 to 1939.....                                      | 85    | 275    | 340      | 2,675    | 285       | 985   | 505    | 105    | 250   | 480       | 745      | 665          | 350        |
| 1920 to 1929.....                                      | 265   | 340    | 815      | 1,295    | 830       | 2,210 | 1,065  | 490    | 515   | 885       | 595      | 1,005        | 220        |
| 1910 or earlier.....                                   | 385   | 590    | 565      | 760      | 1,295     | 1,340 | 1,335  | 1,045  | 1,040 | 1,915     | 485      | 1,075        | 175        |
| <b>*ELECTRIC LIGHTING</b>                              |       |        |          |          |           |       |        |        |       |           |          |              |            |
| Number reporting.....                                  | 915   | 1,460  | 2,060    | 9,855    | 2,895     | 4,900 | 3,375  | 1,910  | 2,265 | 4,110     | 2,340    | 3,145        | 1,115      |
| With electric lights.....                              | 775   | 1,080  | 1,390    | 8,940    | 2,300     | 4,200 | 3,130  | 1,725  | 2,015 | 3,525     | 2,045    | 2,760        | 710        |
| Total occupied dwelling units.....                     | 791   | 1,364  | 1,712    | 9,847    | 2,727     | 4,499 | 3,077  | 1,707  | 2,137 | 3,822     | 2,222    | 3,139        | 949        |
| <b>*HEATING EQUIPMENT</b>                              |       |        |          |          |           |       |        |        |       |           |          |              |            |
| Number reporting heating equipment.....                | 810   | 1,295  | 1,640    | 9,285    | 2,680     | 4,450 | 2,835  | 1,680  | 1,910 | 3,720     | 2,180    | 2,960        | 925        |
| Central heating, piped steam or hot water.....         | 10    | ...    | 185      | 210      | ...       | 330   | 65     | 30     | 10    | 420       | 15       | 5            | 10         |
| Central heating, warm air furnace.....                 | 55    | 10     | 65       | 1,055    | 60        | 145   | 350    | 85     | 190   | 50        | 25       | 110          | ...        |
| Noncentral heating, with flue.....                     | 570   | 700    | 555      | 2,960    | 595       | 1,545 | 1,805  | 745    | 1,160 | 1,170     | 675      | 685          | 645        |
| Noncentral heating, without flue.....                  | 170   | 570    | 835      | 5,010    | 2,020     | 2,420 | 615    | 815    | 535   | 1,975     | 1,465    | 2,145        | 260        |
| Not heated.....  | 5     | 15     | ...      | 50       | 5         | 10    | ...    | 5      | 15    | 105       | ...      | 15           | 10         |
| <b>*HEATING FUEL</b>                                   |       |        |          |          |           |       |        |        |       |           |          |              |            |
| Number reporting heating equipment.....                | 810   | 1,295  | 1,640    | 9,285    | 2,680     | 4,450 | 2,835  | 1,680  | 1,910 | 3,720     | 2,180    | 2,960        | 925        |
| Central heating.....                                   | 65    | 10     | 250      | 1,265    | 60        | 475   | 415    | 115    | 200   | 470       | 40       | 115          | 10         |
| Coal.....  | 10    | ...    | 10       | ...      | ...       | 10    | 40     | 5      | 5     | 10        | 5        | ...          | ...        |
| Wood.....  | 5     | ...    | ...      | 10       | 5         | ...   | ...    | 10     | 5     | ...       | ...      | ...          | ...        |
| Utility gas.....                                       | 25    | 5      | 240      | 1,195    | 55        | 455   | 280    | 90     | 185   | 400       | 30       | 100          | 5          |
| Bottled gas.....                                       | 10    | 5      | ...      | 55       | ...       | 10    | 55     | 5      | ...   | 5         | 5        | ...          | 5          |
| Liquid fuel.....                                       | 5     | ...    | ...      | ...      | ...       | ...   | 25     | 5      | ...   | ...       | ...      | ...          | ...        |
| Other fuel.....  | 5     | ...    | ...      | 5        | ...       | ...   | 10     | ...    | ...   | 55        | ...      | ...          | ...        |
| Not reported.....                                      | 5     | ...    | ...      | ...      | ...       | ...   | 5      | ...    | 5     | ...       | ...      | ...          | ...        |
| Noncentral heating.....                                | 740   | 1,270  | 1,390    | 7,970    | 2,615     | 3,965 | 2,420  | 1,560  | 1,695 | 3,145     | 2,140    | 2,830        | 905        |
| Coal.....  | 170   | 220    | 200      | 235      | 125       | 145   | 830    | 230    | 50    | 705       | 90       | 25           | 50         |
| Wood.....  | 90    | 180    | 310      | 870      | 295       | 210   | 255    | 160    | 185   | 335       | 225      | 325          | 575        |
| Utility gas.....                                       | 240   | 720    | 740      | 5,435    | 2,045     | 3,400 | 1,055  | 980    | 1,240 | 1,770     | 1,415    | 2,055        | ...        |
| Bottled gas.....                                       | 110   | 100    | 115      | 910      | 95        | 100   | 115    | 60     | 100   | 215       | 270      | 260          | 165        |
| Liquid fuel.....                                       | 105   | 50     | 15       | 390      | 30        | 70    | 155    | 105    | 85    | 95        | 125      | 120          | 105        |
| Electricity.....                                       | ...   | ...    | ...      | 15       | ...       | 10    | ...    | ...    | 10    | 10        | ...      | 5            | 5          |
| Other fuel.....  | 25    | ...    | 10       | 100      | 25        | 30    | 5      | 25     | 15    | 15        | 10       | 25           | 5          |
| Not reported.....                                      | ...   | ...    | ...      | 15       | ...       | ...   | 5      | ...    | 10    | ...       | 5        | 15           | ...        |
| Not heated.....  | 5     | 15     | ...      | 50       | 5         | 10    | ...    | 5      | 15    | 105       | ...      | 15           | 10         |
| <b>*COOKING FUEL</b>                                   |       |        |          |          |           |       |        |        |       |           |          |              |            |
| Number reporting.....                                  | 710   | 1,305  | 1,675    | 9,155    | 2,765     | 4,380 | 3,045  | 1,695  | 2,075 | 3,785     | 2,220    | 2,760        | 910        |
| Coal.....  | 30    | 105    | 110      | 95       | 65        | 25    | 225    | 130    | 20    | 485       | 30       | 10           | 15         |
| Wood.....  | 35    | 160    | 285      | 600      | 360       | 135   | 210    | 105    | 125   | 280       | 260      | 155          | 555        |
| Utility gas.....                                       | 285   | 715    | 970      | 6,660    | 2,190     | 3,855 | 1,445  | 1,170  | 1,620 | 2,315     | 1,405    | 2,090        | 5          |
| Bottled gas.....                                       | 140   | 135    | 155      | 950      | 75        | 130   | 315    | 55     | 125   | 280       | 270      | 295          | 135        |
| Liquid fuel.....                                       | 155   | 145    | 80       | 515      | 40        | 135   | 730    | 170    | 160   | 300       | 200      | 160          | 135        |
| Electricity.....                                       | 45    | 35     | 15       | 170      | 5         | 50    | 100    | 25     | 20    | 90        | 15       | 10           | 10         |
| Other fuel.....  | 20    | 10     | 55       | 155      | 30        | 40    | 15     | 35     | ...   | 35        | 40       | 40           | 55         |
| None.....  | ...   | ...    | 5        | 10       | ...       | 10    | 5      | 5      | 5     | ...       | ...      | ...          | ...        |
| <b>*REFRIGERATION EQUIPMENT</b>                        |       |        |          |          |           |       |        |        |       |           |          |              |            |
| Number reporting.....                                  | 850   | 1,365  | 1,715    | 9,050    | 2,650     | 4,280 | 2,985  | 1,810  | 2,110 | 3,780     | 2,195    | 2,885        | 940        |
| Mechanical.....  | 620   | 780    | 775      | 6,635    | 1,575     | 3,220 | 1,875  | 1,325  | 1,560 | 2,245     | 1,420    | 1,845        | 335        |
| Ice.....   | 140   | 365    | 615      | 1,625    | 685       | 640   | 890    | 215    | 395   | 1,025     | 545      | 670          | 200        |
| Other or none.....                                     | 90    | 220    | 325      | 790      | 390       | 420   | 220    | 270    | 155   | 510       | 230      | 370          | 405        |
| <b>*KITCHEN SINK</b>                                   |       |        |          |          |           |       |        |        |       |           |          |              |            |
| Number reporting.....                                  | 705   | 1,310  | 1,680    | 9,155    | 2,755     | 4,385 | 3,055  | 1,665  | 2,080 | 3,780     | 2,220    | 2,770        | 915        |
| With kitchen sink.....                                 | 560   | 610    | 710      | 6,480    | 1,445     | 3,345 | 1,970  | 1,130  | 1,535 | 2,080     | 1,395    | 2,015        | 125        |
| <b>*RADIO</b>  |       |        |          |          |           |       |        |        |       |           |          |              |            |
| Number reporting.....                                  | 745   | 1,260  | 1,745    | 8,865    | 2,705     | 4,520 | 3,105  | 1,690  | 2,050 | 3,845     | 2,125    | 2,895        | 960        |
| With radio.....  | 700   | 1,170  | 1,515    | 8,340    | 2,480     | 4,195 | 2,900  | 1,610  | 1,965 | 3,465     | 1,970    | 2,690        | 830        |
| <b>*TELEVISION</b>                                     |       |        |          |          |           |       |        |        |       |           |          |              |            |
| Number reporting.....                                  | 745   | 1,270  | 1,730    | 8,850    | 2,685     | 4,475 | 3,075  | 1,670  | 2,055 | 3,840     | 2,110    | 2,890        | 970        |
| With television.....                                   | ...   | 20     | 5        | 455      | 20        | 45    | 40     | 40     | 50    | 40        | 50       | 40           | ...        |

## HOUSING—GENERAL CHARACTERISTICS

Table 30.—PLUMBING FACILITIES, YEAR BUILT, AND EQUIPMENT OF RURAL-NONFARM DWELLING UNITS, FOR COUNTIES: 1950—Con.

[Asterisk (\*) denotes statistics based on 20-percent sample]

| Subject  | Roger Mills | Rogers | Seminole | Sequoyah | Stephens | Texas | Tillman | Tulsa  | Wagoner | Washington | Washita | Woods | Woodward |
|--|-------------|--------|----------|----------|----------|-------|---------|--------|---------|------------|---------|-------|----------|
| Total dwelling units.....                              | 964         | 1,869  | 3,030    | 2,018    | 2,546    | 1,748 | 1,761   | 10,213 | 1,522   | 2,246      | 1,666   | 1,227 | 1,038    |
| <b>WATER SUPPLY</b>                                    |             |        |          |          |          |       |         |        |         |            |         |       |          |
| Hot and cold piped running water inside structure..... | 434         | 610    | 1,447    | 262      | 1,130    | 1,316 | 877     | 5,989  | 394     | 895        | 703     | 801   | 450      |
| Only cold piped running water inside structure.....    | 209         | 262    | 513      | 261      | 514      | 231   | 358     | 1,257  | 280     | 379        | 311     | 193   | 211      |
| Piped running water outside structure.....             | 99          | 69     | 72       | 162      | 95       | 58    | 98      | 508    | 143     | 151        | 45      | 68    | 26       |
| No piped running water.....                            | 209         | 817    | 941      | 1,286    | 787      | 82    | 376     | 2,295  | 691     | 779        | 577     | 152   | 324      |
| Not reported.....                                      | 13          | 111    | 57       | 47       | 20       | 61    | 52      | 164    | 14      | 42         | 30      | 13    | 27       |
| <b>TOILET FACILITIES</b>                               |             |        |          |          |          |       |         |        |         |            |         |       |          |
| Flush toilet inside structure, exclusive use.....      | 425         | 629    | 1,354    | 273      | 1,132    | 1,206 | 888     | 5,836  | 390     | 856        | 731     | 769   | 409      |
| Flush toilet inside structure, shared.....             | 30          | 16     | 27       | 3        | 63       | 80    | 39      | 173    | 32      | 12         | 46      | 41    | 19       |
| Other toilet facilities (including privy).....         | 448         | 1,076  | 1,463    | 1,511    | 1,243    | 350   | 698     | 3,851  | 1,026   | 1,294      | 805     | 387   | 533      |
| No toilet.....   | 48          | 49     | 126      | 184      | 80       | 51    | 84      | 194    | 59      | 43         | 53      | 17    | 49       |
| Not reported.....                                      | 13          | 99     | 60       | 47       | 28       | 61    | 52      | 159    | 15      | 41         | 31      | 13    | 28       |
| <b>BATHING FACILITIES</b>                              |             |        |          |          |          |       |         |        |         |            |         |       |          |
| Installed bathtub or shower, exclusive use.....        | 436         | 658    | 1,476    | 342      | 1,156    | 1,223 | 948     | 5,793  | 406     | 842        | 716     | 757   | 443      |
| Installed bathtub or shower, shared.....               | 23          | 20     | 18       | 2        | 65       | 78    | 30      | 171    | 29      | 12         | 39      | 51    | 17       |
| No bathtub or shower.....                              | 482         | 1,053  | 1,436    | 1,614    | 1,295    | 380   | 697     | 4,044  | 1,069   | 1,341      | 872     | 403   | 527      |
| Not reported.....                                      | 23          | 138    | 100      | 60       | 30       | 67    | 86      | 205    | 18      | 51         | 39      | 16    | 51       |
| <b>*YEAR BUILT</b>                                     |             |        |          |          |          |       |         |        |         |            |         |       |          |
| Number reporting.....                                  | 955         | 1,195  | 2,965    | 1,930    | 2,460    | 1,575 | 1,570   | 9,665  | 1,500   | 2,135      | 1,525   | 1,130 | 1,010    |
| 1945 or later.....                                     | 155         | 60     | 180      | 510      | 640      | 430   | 225     | 3,640  | 205     | 525        | 165     | 190   | 320      |
| 1940 to 1944.....                                      | 50          | 55     | 135      | 230      | 200      | 125   | 75      | 730    | 165     | 105        | 70      | 85    | 55       |
| 1930 to 1939.....                                      | 210         | 315    | 1,265    | 460      | 440      | 100   | 155     | 1,995  | 265     | 365        | 165     | 75    | 105      |
| 1920 to 1929.....                                      | 275         | 430    | 1,175    | 420      | 590      | 445   | 460     | 1,565  | 415     | 390        | 410     | 295   | 120      |
| 1910 or earlier.....                                   | 265         | 335    | 210      | 310      | 590      | 475   | 655     | 1,735  | 450     | 750        | 715     | 485   | 410      |
| <b>*ELECTRIC LIGHTING</b>                              |             |        |          |          |          |       |         |        |         |            |         |       |          |
| Number reporting.....                                  | 905         | 1,255  | 3,055    | 2,120    | 2,520    | 1,780 | 1,655   | 9,965  | 1,470   | 2,070      | 1,650   | 1,230 | 1,030    |
| With electric lights.....                              | 845         | 1,075  | 2,395    | 1,325    | 2,175    | 1,705 | 1,470   | 9,410  | 930     | 1,905      | 1,500   | 1,165 | 925      |
| Total occupied dwelling units.....                     | 912         | 1,764  | 2,805    | 1,874    | 2,276    | 1,656 | 1,598   | 9,567  | 1,420   | 2,146      | 1,532   | 1,134 | 930      |
| <b>*HEATING EQUIPMENT</b>                              |             |        |          |          |          |       |         |        |         |            |         |       |          |
| Number reporting heating equipment.....                | 955         | 860    | 2,655    | 1,765    | 2,025    | 1,605 | 1,045   | 9,325  | 1,340   | 2,150      | 1,480   | 1,090 | 875      |
| Central heating, piped steam or hot water.....         | 15          | 15     | 40       | 45       | 20       | 45    | 10      | 235    | 20      | 10         | ...     | 30    | 15       |
| Central heating, warm air furnace.....                 | 40          | 30     | 35       | 25       | 80       | 275   | 40      | 2,090  | 75      | 340        | 45      | 245   | 65       |
| Noncentral heating, with flue.....                     | 330         | 645    | 855      | 930      | 280      | 835   | 395     | 3,320  | 580     | 675        | 675     | 630   | 585      |
| Noncentral heating, without flue.....                  | 570         | 165    | 1,705    | 680      | 1,635    | 450   | 595     | 3,655  | 665     | 1,125      | 760     | 175   | 210      |
| Not heated.....  | ...         | 5      | 20       | 85       | 10       | ...   | 5       | 25     | ...     | ...        | ...     | 10    | ...      |
| <b>*HEATING FUEL</b>                                   |             |        |          |          |          |       |         |        |         |            |         |       |          |
| Number reporting heating equipment.....                | 955         | 860    | 2,655    | 1,765    | 2,025    | 1,605 | 1,045   | 9,325  | 1,340   | 2,150      | 1,480   | 1,090 | 875      |
| Central heating.....                                   | 55          | 45     | 75       | 70       | 100      | 320   | 50      | 2,325  | 95      | 350        | 45      | 275   | 80       |
| Coal.....  | ...         | 5      | ...      | ...      | 10       | ...   | 10      | 40     | 5       | 5          | ...     | 10    | ...      |
| Wood.....  | ...         | 5      | 10       | ...      | 5        | ...   | ...     | 20     | ...     | 5          | ...     | ...   | ...      |
| Utility gas.....                                       | 55          | 20     | 65       | 35       | 65       | 295   | 35      | 2,225  | 85      | 320        | 5       | 245   | 70       |
| Bottled gas.....                                       | ...         | ...    | ...      | 30       | 15       | 10    | 5       | 15     | 5       | ...        | 40      | 10    | 5        |
| Liquid fuel.....                                       | ...         | ...    | ...      | ...      | ...      | 10    | ...     | 15     | ...     | ...        | ...     | 5     | ...      |
| Other fuel.....  | ...         | 5      | ...      | ...      | 5        | ...   | 5       | ...    | 5       | 15         | ...     | 5     | ...      |
| Not reported.....                                      | ...         | ...    | ...      | 5        | ...      | ...   | ...     | 5      | ...     | 5          | ...     | ...   | 5        |
| Noncentral heating.....                                | 900         | 810    | 2,560    | 1,610    | 1,915    | 1,285 | 990     | 6,975  | 1,245   | 1,800      | 1,435   | 805   | 795      |
| Coal.....  | 105         | 220    | 10       | 140      | 35       | 15    | 70      | 635    | 335     | 75         | 125     | 75    | 90       |
| Wood.....  | 65          | 60     | 395      | 545      | 105      | 5     | 65      | 420    | 140     | 175        | 40      | 30    | 30       |
| Utility gas.....                                       | 520         | 350    | 1,975    | 815      | 1,375    | 1,040 | 535     | 5,425  | 675     | 1,425      | 770     | 480   | 520      |
| Bottled gas.....                                       | 75          | 105    | 60       | 90       | 250      | 155   | 130     | 205    | 45      | 65         | 215     | 95    | 25       |
| Liquid fuel.....                                       | 95          | 10     | 35       | 5        | 125      | 30    | 145     | 205    | 50      | 55         | 295     | 115   | 90       |
| Electricity.....                                       | ...         | 10     | ...      | ...      | 5        | 5     | ...     | 5      | ...     | 5          | 10      | 5     | 5        |
| Other fuel.....  | 35          | 45     | 85       | 15       | 20       | 35    | 40      | 75     | ...     | ...        | ...     | 5     | 30       |
| Not reported.....                                      | 5           | 10     | ...      | ...      | ...      | ...   | 5       | 5      | ...     | ...        | ...     | ...   | 5        |
| Not heated.....  | ...         | 5      | 20       | 85       | 10       | ...   | 5       | 25     | ...     | ...        | ...     | 10    | ...      |
| <b>*COOKING FUEL</b>                                   |             |        |          |          |          |       |         |        |         |            |         |       |          |
| Number reporting.....                                  | 900         | 1,055  | 2,710    | 1,815    | 2,245    | 1,530 | 1,445   | 9,350  | 1,400   | 2,195      | 1,540   | 1,135 | 915      |
| Coal.....  | 10          | 130    | ...      | 125      | 5        | 5     | 35      | 305    | 280     | 15         | 40      | 35    | 20       |
| Wood.....  | 45          | 100    | 285      | 595      | 85       | 10    | 15      | 455    | 115     | 135        | 25      | 15    | 40       |
| Utility gas.....                                       | 560         | 505    | 2,190    | 855      | 1,700    | 1,345 | 1,040   | 7,630  | 770     | 1,780      | 850     | 690   | 590      |
| Bottled gas.....                                       | 100         | 110    | 70       | 155      | 245      | 105   | 135     | 340    | 110     | 105        | 335     | 170   | 70       |
| Liquid fuel.....                                       | 75          | 120    | 30       | 20       | 150      | 10    | 170     | 335    | 75      | 70         | 225     | 145   | 145      |
| Electricity.....                                       | 20          | 25     | ...      | 5        | 30       | 20    | 20      | 195    | 10      | 90         | 60      | 50    | 35       |
| Other fuel.....  | 90          | 65     | 135      | 60       | 25       | 30    | 30      | 90     | 35      | ...        | ...     | 20    | 10       |
| None.....  | ...         | ...    | ...      | ...      | 5        | ...   | ...     | ...    | 5       | ...        | 5       | 10    | 5        |
| <b>*REFRIGERATION EQUIPMENT</b>                        |             |        |          |          |          |       |         |        |         |            |         |       |          |
| Number reporting.....                                  | 875         | 1,280  | 2,795    | 1,960    | 2,260    | 1,690 | 1,485   | 9,390  | 1,380   | 2,010      | 1,565   | 1,155 | 965      |
| Mechanical.....  | 570         | 660    | 2,025    | 760      | 1,565    | 1,340 | 1,105   | 7,105  | 560     | 1,315      | 1,170   | 895   | 590      |
| Ice.....   | 165         | 425    | 385      | 710      | 530      | 215   | 215     | 1,785  | 490     | 545        | 205     | 190   | 230      |
| Other or none.....                                     | 140         | 195    | 385      | 490      | 165      | 135   | 165     | 500    | 330     | 190        | 190     | 70    | 145      |
| <b>*KITCHEN SINK</b>                                   |             |        |          |          |          |       |         |        |         |            |         |       |          |
| Number reporting.....                                  | 900         | 855    | 2,695    | 1,820    | 2,260    | 1,530 | 1,435   | 9,325  | 1,400   | 2,195      | 1,545   | 1,135 | 920      |
| With kitchen sink.....                                 | 565         | 455    | 1,975    | 500      | 1,420    | 1,405 | 1,075   | 6,420  | 645     | 1,265      | 990     | 925   | 640      |
| <b>*RADIO</b>  |             |        |          |          |          |       |         |        |         |            |         |       |          |
| Number reporting.....                                  | 875         | 1,090  | 2,790    | 1,645    | 2,270    | 1,635 | 1,470   | 9,450  | 1,415   | 2,100      | 1,505   | 1,175 | 890      |
| With radio.....  | 805         | 1,000  | 2,555    | 1,415    | 2,125    | 1,525 | 1,375   | 8,835  | 1,210   | 1,970      | 1,460   | 1,115 | 790      |
| <b>*TELEVISION</b>                                     |             |        |          |          |          |       |         |        |         |            |         |       |          |
| Number reporting.....                                  | 865         | 1,190  | 2,780    | 1,650    | 2,260    | 1,635 | 1,470   | 9,335  | 1,410   | 2,100      | 1,505   | 1,175 | 875      |
| With television.....                                   | 15          | 20     | 75       | 5        | 15       | 5     | 10      | 475    | 10      | 45         | 20      | 10    | 25       |

Table 31.—FINANCIAL CHARACTERISTICS OF RURAL-NONFARM DWELLING UNITS, FOR COUNTIES: 1950

(Median not shown where base is less than 100)

| Subject   | Adair | Alfalfa | Atoka | Beaver | Beckham | Blaine | Bryan | Caddo | Canadian | Carter | Cherokee | Choctaw | Cimarron | Cleveland | Coal  | Comanche | Cotton |  |
|---|-------|---------|-------|--------|---------|--------|-------|-------|----------|--------|----------|---------|----------|-----------|-------|----------|--------|--|
| Total dwelling units.....   | 1,794 | 1,220   | 888   | 1,083  | 1,186   | 2,062  | 2,487 | 4,637 | 2,081    | 2,913  | 1,261    | 1,641   | 928      | 2,530     | 1,281 | 3,280    | 1,327  |  |
| <b>CONTRACT MONTHLY RENT</b>  |       |         |       |        |         |        |       |       |          |        |          |         |          |           |       |          |        |  |
| Renter-occupied dwelling units; and vacant non-seasonal not dilapidated units, for rent.....    | 796   | 343     | 415   | 399    | 438     | 729    | 922   | 1,701 | 740      | 1,261  | 622      | 671     | 325      | 1,300     | 404   | 1,696    | 448    |  |
| Less than \$10.....   | 89    | 19      | 93    | 11     | 16      | 56     | 114   | 111   | 22       | 168    | 115      | 124     | 10       | 39        | 49    | 59       | 30     |  |
| \$10 to \$19.....   | 222   | 91      | 110   | 76     | 98      | 174    | 313   | 345   | 161      | 254    | 154      | 168     | 22       | 126       | 126   | 220      | 88     |  |
| \$20 to \$29.....   | 124   | 64      | 17    | 69     | 58      | 153    | 109   | 268   | 102      | 149    | 47       | 33      | 30       | 163       | 35    | 120      | 41     |  |
| \$30 to \$39.....   | 63    | 22      | 6     | 53     | 57      | 132    | 33    | 231   | 100      | 102    | 18       | 8       | 51       | 329       | 18    | 94       | 39     |  |
| \$40 to \$49.....   | 15    | 7       | 1     | 49     | 15      | 50     | 11    | 65    | 46       | 62     | 8        | 5       | 57       | 85        | 1     | 59       | 14     |  |
| \$50 to \$59.....   | 9     | ...     | 1     | 28     | 8       | 13     | 6     | 21    | 20       | 32     | ...      | 9       | 30       | 70        | ...   | 25       | 6      |  |
| \$60 to \$74.....   | 5     | ...     | 1     | 4      | 3       | 4      | ...   | 2     | 2        | 10     | ...      | 2       | 19       | 129       | 2     | 451      | 2      |  |
| \$75 to \$99.....   | ...   | ...     | 1     | ...    | ...     | 1      | ...   | 1     | 2        | 1      | ...      | ...     | 1        | 38        | 2     | 174      | ...    |  |
| \$100 or more.....  | ...   | ...     | 3     | 2      | ...     | 1      | 2     | 3     | 1        | 22     | 7        | ...     | ...      | ...       | ...   | 161      | ...    |  |
| Rent free.....  | 187   | 60      | 149   | 90     | 105     | 123    | 196   | 293   | 142      | 327    | 171      | 166     | 88       | 113       | 95    | 181      | 190    |  |
| Not reported.....   | 82    | 80      | 33    | 17     | 78      | 22     | 138   | 361   | 142      | 134    | 102      | 156     | 17       | 208       | 76    | 152      | 38     |  |
| Median rent..... dollars.....   | 17.13 | 18.25   | 11.56 | 27.78  | 21.49   | 23.42  | 14.88 | 22.16 | 24.09    | 18.54  | 12.20    | 11.59   | 38.98    | 34.17     | 13.83 | 62.98    | 18.61  |  |
| <b>GROSS MONTHLY RENT</b>   |       |         |       |        |         |        |       |       |          |        |          |         |          |           |       |          |        |  |
| Renter-occupied dwelling units.....   | 769   | 329     | 392   | 366    | 433     | 695    | 897   | 1,646 | 705      | 1,245  | 588      | 661     | 303      | 1,155     | 401   | 1,611    | 420    |  |
| Less than \$10.....   | 97    | 9       | 43    | 3      | 6       | 17     | 37    | 29    | 17       | 80     | 68       | 37      | 4        | 12        | 18    | 13       | 8      |  |
| \$10 to \$19.....   | 148   | 39      | 77    | 65     | 69      | 128    | 192   | 249   | 129      | 226    | 132      | 144     | 13       | 66        | 75    | 138      | 61     |  |
| \$20 to \$29.....   | 123   | 56      | 52    | 52     | 77      | 152    | 192   | 260   | 154      | 169    | 69       | 86      | 48       | 123       | 73    | 176      | 66     |  |
| \$30 to \$39.....   | 75    | 44      | 11    | 44     | 43      | 105    | 67    | 203   | 107      | 116    | 25       | 29      | 56       | 310       | 29    | 112      | 36     |  |
| \$40 to \$49.....   | 58    | 28      | 6     | 45     | 37      | 89     | 18    | 141   | 90       | 74     | 10       | 11      | 41       | 88        | 13    | 63       | 16     |  |
| \$50 to \$59.....   | 16    | 11      | 2     | 33     | 4       | 37     | 12    | 54    | 38       | 45     | 3        | 9       | 24       | 47        | 7     | 25       | 10     |  |
| \$60 to \$74.....   | 13    | 1       | ...   | 16     | 7       | 18     | ...   | 21    | 18       | 28     | 1        | ...     | 11       | 77        | 2     | 399      | 4      |  |
| \$75 to \$99.....   | ...   | ...     | ...   | ...    | ...     | 3      | ...   | 3     | 3        | 5      | ...      | ...     | 1        | 85        | 2     | 159      | ...    |  |
| \$100 or more.....  | ...   | ...     | 1     | ...    | ...     | ...    | 3     | 4     | ...      | 21     | 7        | 1       | ...      | ...       | ...   | 160      | ...    |  |
| Rent free or not reported.....  | 279   | 140     | 201   | 107    | 190     | 146    | 376   | 682   | 149      | 481    | 273      | 344     | 105      | 347       | 182   | 366      | 219    |  |
| Median rent..... dollars.....   | 22.67 | 27.34   | 16.36 | 31.48  | 24.73   | 28.13  | 20.86 | 27.28 | 28.17    | 24.13  | 15.84    | 18.08   | 36.36    | 35.11     | 21.46 | 63.09    | 23.76  |  |
| <b>VALUE OF ONE-DWELLING-UNIT STRUCTURES</b>  |       |         |       |        |         |        |       |       |          |        |          |         |          |           |       |          |        |  |
| Owner-occupied dwelling units; and vacant nonseasonal not dilapidated units, for sale only..... | 849   | 762     | 363   | 504    | 632     | 972    | 1,241 | 2,217 | 1,113    | 1,280  | 381      | 805     | 472      | 1,055     | 771   | 1,071    | 600    |  |
| Less than \$2,000.....  | 273   | 241     | 228   | 104    | 91      | 214    | 540   | 468   | 97       | 629    | 139      | 454     | 61       | 212       | 431   | 340      | 251    |  |
| \$2,000 to \$2,999.....   | 115   | 164     | 34    | 71     | 136     | 123    | 192   | 310   | 130      | 212    | 37       | 84      | 54       | 126       | 91    | 219      | 94     |  |
| \$3,000 to \$3,999.....   | 148   | 127     | 21    | 65     | 107     | 130    | 153   | 390   | 122      | 118    | 31       | 37      | 67       | 121       | 49    | 151      | 67     |  |
| \$4,000 to \$4,999.....   | 55    | 60      | 2     | 58     | 81      | 106    | 61    | 248   | 98       | 50     | 13       | 21      | 32       | 110       | 30    | 43       | 49     |  |
| \$5,000 to \$7,499.....   | 78    | 87      | 5     | 100    | 101     | 202    | 58    | 331   | 257      | 76     | 16       | 21      | 111      | 201       | 43    | 102      | 64     |  |
| \$7,500 to \$9,999.....   | 9     | 13      | 1     | 35     | 15      | 89     | 8     | 64    | 128      | 10     | 4        | 4       | 65       | 72        | 14    | 17       | 20     |  |
| \$10,000 to \$14,999.....   | 10    | 4       | ...   | 20     | 4       | 35     | 9     | 43    | 51       | 13     | 7        | 3       | 35       | 40        | 3     | 15       | 6      |  |
| \$15,000 or more.....   | 4     | ...     | ...   | 9      | 2       | 10     | ...   | 23    | 21       | 14     | 2        | 1       | 20       | 20        | 1     | 8        | 4      |  |
| Not reported.....   | 157   | 66      | 72    | 42     | 95      | 63     | 220   | 380   | 209      | 158    | 132      | 180     | 27       | 153       | 109   | 176      | 45     |  |
| Median value..... dollars.....  | 2,585 | 2,602   | 1,226 | 3,812  | 3,338   | 3,854  | 1,841 | 3,351 | 5,013    | 1,734  | 1,741    | 1,327   | 5,099    | 3,884     | 1,486 | 2,441    | 2,232  |  |

| Subject   | Craig | Creek | Custer | Delaware | Dewey | Ellis | Garfield | Garvin | Grady | Grant | Greer | Harmon | Harper | Haskell | Hughes | Jackson | Jefferson |  |
|---|-------|-------|--------|----------|-------|-------|----------|--------|-------|-------|-------|--------|--------|---------|--------|---------|-----------|--|
| Total dwelling units.....   | 907   | 2,922 | 1,217  | 2,257    | 1,408 | 1,349 | 2,318    | 3,250  | 2,645 | 1,796 | 748   | 288    | 1,195  | 1,900   | 2,016  | 1,403   | 2,382     |  |
| <b>CONTRACT MONTHLY RENT</b>  |       |       |        |          |       |       |          |        |       |       |       |        |        |         |        |         |           |  |
| Renter-occupied dwelling units; and vacant non-seasonal not dilapidated units, for rent.....    | 261   | 1,179 | 393    | 635      | 427   | 459   | 647      | 1,330  | 970   | 477   | 261   | 118    | 389    | 723     | 783    | 493     | 880       |  |
| Less than \$10.....   | 37    | 236   | 26     | 71       | 17    | 8     | 40       | 84     | 63    | 25    | 17    | 12     | 9      | 90      | 130    | 36      | 47        |  |
| \$10 to \$19.....   | 71    | 274   | 95     | 120      | 112   | 82    | 84       | 272    | 191   | 69    | 74    | 23     | 58     | 160     | 216    | 90      | 189       |  |
| \$20 to \$29.....   | 41    | 122   | 56     | 66       | 83    | 64    | 120      | 210    | 141   | 87    | 49    | 5      | 66     | 191     | 88     | 73      | 157       |  |
| \$30 to \$39.....   | 15    | 54    | 39     | 40       | 53    | 86    | 61       | 138    | 71    | 90    | 19    | 3      | 78     | 48      | 55     | 32      | 121       |  |
| \$40 to \$49.....   | 1     | 10    | 7      | 14       | 16    | 71    | 51       | 112    | 45    | 49    | 3     | 1      | 53     | 19      | 6      | 7       | 50        |  |
| \$50 to \$59.....   | ...   | 6     | 4      | 3        | 4     | 38    | 29       | 80     | 10    | 19    | 1     | ...    | 19     | 7       | 5      | 1       | 13        |  |
| \$60 to \$74.....   | ...   | 2     | 2      | 2        | 2     | 13    | 19       | 27     | 3     | 5     | ...   | ...    | 6      | 1       | 2      | ...     | 5         |  |
| \$75 to \$99.....   | ...   | 2     | ...    | 1        | 1     | 2     | 4        | 1      | ...   | ...   | ...   | ...    | ...    | ...     | 1      | ...     | ...       |  |
| \$100 or more.....  | ...   | 1     | 1      | 3        | ...   | 1     | ...      | ...    | ...   | ...   | ...   | ...    | ...    | 1       | 3      | ...     | 2         |  |
| Rent free.....  | 55    | 316   | 82     | 191      | 64    | 56    | 117      | 263    | 189   | 67    | 64    | 61     | 68     | 97      | 157    | 184     | 118       |  |
| Not reported.....   | 41    | 157   | 81     | 124      | 75    | 38    | 122      | 143    | 257   | 66    | 34    | 13     | 31     | 103     | 123    | 68      | 179       |  |
| Median rent..... dollars.....   | 15.75 | 12.90 | 19.00  | 16.34    | 21.00 | 33.69 | 26.27    | 23.95  | 19.98 | 28.50 | 17.60 | 13.35  | 31.32  | 19.78   | 14.10  | 18.79   | 22.58     |  |
| <b>GROSS MONTHLY RENT</b>   |       |       |        |          |       |       |          |        |       |       |       |        |        |         |        |         |           |  |
| Renter-occupied dwelling units.....   | 255   | 1,149 | 382    | 615      | 390   | 419   | 615      | 1,297  | 951   | 464   | 257   | 118    | 375    | 644     | 756    | 486     | 850       |  |
| Less than \$10.....   | 9     | 128   | 16     | 22       | 1     | 3     | 21       | 32     | 12    | 2     | 4     | 6      | 2      | 37      | 56     | 9       | 9         |  |
| \$10 to \$19.....   | 57    | 250   | 57     | 99       | 57    | 49    | 51       | 204    | 103   | 44    | 55    | 4      | 36     | 128     | 198    | 70      | 131       |  |
| \$20 to \$29.....   | 46    | 168   | 62     | 60       | 63    | 69    | 92       | 205    | 169   | 75    | 45    | 17     | 62     | 120     | 137    | 63      | 163       |  |
| \$30 to \$39.....   | 26    | 66    | 57     | 43       | 58    | 63    | 86       | 157    | 96    | 90    | 32    | 11     | 65     | 48      | 45     | 52      | 110       |  |
| \$40 to \$49.....   | 16    | 28    | 20     | 35       | 31    | 71    | 65       | 131    | 57    | 59    | 9     | 4      | 44     | 29      | 29     | 25      | 75        |  |
| \$50 to \$59.....   | 2     | 5     | 13     | 14       | 20    | 47    | 30       | 69     | 26    | 38    | 2     | ...    | 42     | 13      | 4      | 9       | 30        |  |
| \$60 to \$74.....   | ...   | 6     | 3      | 5        | 6     | 20    | 19       | 63     | 8     | 17    | 1     | ...    | 23     | 4       | 1      | 2       | 11        |  |
| \$75 to \$99.....   | ...   | 1     | ...    | 1        | 2     | 6     | 8        | 14     | 1     | 1     | ...   | ...    | 5      | ...     | 4      | ...     | 3         |  |
| \$100 or more.....  | ...   | 2     | 1      | 1        | ...   | 1     | ...      | ...    | ...   | ...   | ...   | ...    | 1      | 2       | 1      | 2       | 1         |  |
| Rent free or not reported.....  | 99    | 495   | 153    | 335      | 152   | 103   | 243      | 422    | 479   | 138   | 109   | 76     | 95     | 263     | 281    | 254     | 317       |  |
| Median rent..... dollars.....   | 22.00 | 17.32 | 25.84  | 22.29    | 29.14 | 37.53 | 31.54    | 29.32  | 26.02 | 33.70 | 23.45 | 26.17  | 36.29  | 20.98   | 18.65  | 25.17   | 27.27     |  |
| <b>VALUE OF ONE-DWELLING-UNIT STRUCTURES</b>  |       |       |        |          |       |       |          |        |       |       |       |        |        |         |        |         |           |  |
| Owner-occupied dwelling units; and vacant nonseasonal not dilapidated units, for sale only..... | 564   | 1,456 | 726    | 858      | 837   | 776   | 1,377    | 1,612  | 1,304 | 1,165 | 419   | 135    | 666    | 1,016   | 1,017  | 798     | 1,241     |  |
| Less than \$2,000.....  | 211   | 821   | 215    | 182      | 161   | 80    | 211      | 515    | 279   | 220   | 90    | 53     | 72     | 433     | 482    | 239     | 390       |  |
| \$2,000 to \$2,999.....   | 93    | 208   | 116    | 81       | 152   | 99    | 194      | 243    | 208   | 185   | 79    | 19     | 87     | 123     | 147    | 134     | 174       |  |
| \$3,000 to \$3,999.....   | 69    | 147   | 100    | 76       | 129   | 116   | 216      | 198    | 172   | 189   | 69    | 13     | 84     | 92      | 90     | 115     | 166       |  |
| \$4,000 to \$4,999.....   | 34    | 55    | 76     | 65       | 93    | 102   | 144      | 121    | 114   | 121   | 42    | 9      | 95     | 79      | 69     | 62      | 122       |  |
| \$5,000 to \$7,499.....   | 33    | 65    | 80     | 81       | 109   | 190   | 183      | 270    | 181   | 218   | 45    | 7      | 174    | 103     | 81     | 79      | 169       |  |
| \$7,500 to \$9,999.....   | 3     | 9     | 17     | 21       | 25    | 82    | 36       | 66     | 34    | 45    | 8     | 2      | 48     | 21      | 8      | 19      | 22        |  |
| \$10,000 to \$14,999.....   | 5     | 9     | 11     | 11       | 10    | 49    | 16       | 28     | 14    | 42    | 5     | 1      | 36     | 8       | 8      | 12      | 8         |  |
| \$15,000 or more.....   | 1     | 3     | 8      | 7        | 6     | 20    | 13       | 5      | 7     | 13    |       |        |        |         |        |         |           |  |

HOUSING—GENERAL CHARACTERISTICS

Table 31.—FINANCIAL CHARACTERISTICS OF RURAL-NONFARM DWELLING UNITS, FOR COUNTIES: 1950—Con.

[Median not shown where base is less than 100]

| Subject   | John-<br>ston | Key   | King-<br>fisher | Kiowa | Latimer | Lo<br>Flora | Lincoln | Logan | Love  | Mo-<br>Clain | Mu-<br>Curtain | Me-<br>Intosh | Major | Mar-<br>shall | Mayes |
|---|---------------|-------|-----------------|-------|---------|-------------|---------|-------|-------|--------------|----------------|---------------|-------|---------------|-------|
| Total dwelling units.....   | 1,891         | 2,781 | 1,226           | 2,099 | 1,494   | 5,467       | 3,205   | 1,796 | 1,042 | 1,385        | 3,669          | 928           | 1,414 | 940           | 2,393 |
| <b>CONTRACT MONTHLY RENT</b>  |               |       |                 |       |         |             |         |       |       |              |                |               |       |               |       |
| Renter-occupied dwelling units; and vacant non-seasonal not dilapidated units, for rent.....    | 695           | 961   | 349             | 741   | 538     | 2,154       | 1,114   | 657   | 425   | 525          | 1,736          | 348           | 458   | 365           | 753   |
| Less than \$10.....   | 81            | 40    | 29              | 41    | 81      | 405         | 97      | 57    | 56    | 60           | 652            | 58            | 12    | 51            | 66    |
| \$10 to \$19.....   | 203           | 185   | 67              | 211   | 100     | 556         | 213     | 154   | 66    | 138          | 375            | 58            | 43    | 91            | 253   |
| \$20 to \$29.....   | 121           | 242   | 58              | 168   | 90      | 240         | 220     | 109   | 58    | 74           | 98             | 19            | 53    | 29            | 107   |
| \$30 to \$39.....   | 46            | 126   | 32              | 97    | 58      | 120         | 206     | 94    | 61    | 46           | 27             | 4             | 54    | 6             | 69    |
| \$40 to \$49.....   | 16            | 39    | 36              | 32    | 18      | 42          | 91      | 23    | 32    | 25           | 13             | 1             | 71    | 13            | 6     |
| \$50 to \$59.....   | 9             | 14    | 15              | 8     | 3       | 5           | 19      | 7     | 11    | 7            | 10             | 2             | 58    | 1             | 3     |
| \$60 to \$74.....   | 4             | 6     | 2               | 3     | 2       | ...         | ...     | 1     | 2     | 2            | 3              | ...           | 11    | 2             | 2     |
| \$75 to \$99.....   | 2             | 3     | ...             | 2     | ...     | ...         | ...     | ...   | ...   | 2            | 1              | ...           | 1     | ...           | 8     |
| \$100 or more.....  | 1             | 2     | ...             | ...   | 2       | 3           | 1       | 1     | 2     | 1            | 3              | ...           | ...   | 7             | 7     |
| Rent free.....  | 152           | 197   | 73              | 125   | 124     | 433         | 135     | 80    | 81    | 72           | 407            | 107           | 60    | 122           | 120   |
| Not reported.....   | 60            | 107   | 37              | 54    | 60      | 350         | 132     | 131   | 57    | 97           | 149            | 96            | 95    | 43            | 112   |
| Median rent.....dollars..   | 16.91         | 23.61 | 23.06           | 21.15 | 19.07   | 13.54       | 24.70   | 20.65 | 23.48 | 17.89        | 8.55           | 11.15         | 37.86 | 14.21         | 17.21 |
| <b>GROSS MONTHLY RENT</b>   |               |       |                 |       |         |             |         |       |       |              |                |               |       |               |       |
| Renter-occupied dwelling units.....   | 685           | 928   | 321             | 713   | 516     | 2,103       | 1,038   | 640   | 405   | 511          | 1,698          | 343           | 448   | 338           | 689   |
| Less than \$10.....   | 32            | 11    | 16              | 6     | 37      | 211         | 30      | 27    | 21    | 12           | 182            | 16            | 4     | 19            | 27    |
| \$10 to \$19.....   | 132           | 134   | 51              | 116   | 123     | 482         | 152     | 89    | 90    | 91           | 557            | 67            | 20    | 71            | 150   |
| \$20 to \$29.....   | 160           | 188   | 38              | 145   | 85      | 320         | 214     | 117   | 58    | 113          | 342            | 24            | 38    | 54            | 149   |
| \$30 to \$39.....   | 69            | 165   | 41              | 127   | 32      | 138         | 172     | 98    | 45    | 72           | 82             | 14            | 65    | 16            | 80    |
| \$40 to \$49.....   | 33            | 76    | 29              | 74    | 14      | 83          | 120     | 42    | 32    | 26           | 22             | 1             | 56    | 9             | 44    |
| \$50 to \$59.....   | 11            | 27    | 22              | 32    | 13      | 25          | 57      | 27    | 12    | 15           | 13             | 2             | 58    | ...           | 11    |
| \$60 to \$74.....   | 8             | 11    | 11              | 7     | 3       | 5           | 16      | 3     | 4     | 8            | 2              | ...           | 38    | 2             | 2     |
| \$75 to \$99.....   | 4             | 5     | 3               | 2     | ...     | ...         | ...     | ...   | 1     | 2            | 2              | ...           | 3     | ...           | 2     |
| \$100 or more.....  | 2             | 1     | ...             | 1     | 2       | 1           | 1       | ...   | 1     | 3            | 1              | 3             | ...   | ...           | 2     |
| Rent free or not reported.....  | 234           | 310   | 110             | 203   | 207     | 838         | 276     | 237   | 141   | 169          | 595            | 216           | 166   | 167           | 222   |
| Median rent.....dollars..   | 22.43         | 28.20 | 29.62           | 28.72 | 19.11   | 18.23       | 28.81   | 26.69 | 23.25 | 24.91        | 16.28          | 16.79         | 42.00 | 18.94         | 22.75 |
| <b>VALUE OF ONE-DWELLING-UNIT STRUCTURES</b>  |               |       |                 |       |         |             |         |       |       |              |                |               |       |               |       |
| Owner-occupied dwelling units; and vacant nonseasonal not dilapidated units, for sale only..... | 917           | 1,539 | 606             | 1,210 | 776     | 2,747       | 1,767   | 942   | 496   | 722          | 1,476          | 376           | 822   | 426           | 1,033 |
| Less than \$2,000.....  | 461           | 324   | 107             | 399   | 329     | 1,217       | 488     | 278   | 116   | 209          | 739            | 226           | 107   | 209           | 453   |
| \$2,000 to \$2,999.....   | 127           | 167   | 71              | 215   | 118     | 386         | 295     | 133   | 49    | 115          | 147            | 27            | 55    | 73            | 198   |
| \$3,000 to \$3,999.....   | 100           | 171   | 96              | 166   | 103     | 268         | 251     | 131   | 54    | 115          | 112            | 5             | 92    | 36            | 103   |
| \$4,000 to \$4,999.....   | 45            | 62    | 62              | 123   | 52      | 132         | 188     | 90    | 39    | 61           | 48             | 5             | 107   | 11            | 59    |
| \$5,000 to \$7,499.....   | 68            | 327   | 125             | 169   | 50      | 110         | 242     | 97    | 81    | 86           | 69             | 5             | 166   | 6             | 60    |
| \$7,500 to \$9,999.....   | 15            | 143   | 49              | 38    | 9       | 17          | 62      | 14    | 22    | 17           | 14             | 3             | 67    | 1             | 10    |
| \$10,000 to \$14,999.....   | 12            | 70    | 31              | 20    | 7       | 13          | 35      | 18    | 16    | 17           | 10             | ...           | 53    | 2             | 8     |
| \$15,000 or more.....   | 4             | 39    | 10              | 8     | 3       | 5           | 18      | 5     | 8     | 3            | 5              | ...           | 26    | 1             | 7     |
| Not reported.....   | 85            | 146   | 55              | 81    | 105     | 599         | 188     | 176   | 111   | 99           | 332            | 105           | 149   | 87            | 135   |
| Median value.....dollars..  | 1,755         | 4,177 | 3,974           | 2,720 | 2,005   | 1,715       | 2,976   | 2,739 | 3,459 | 2,841        | 1,498          | 1,149         | 4,721 | 1,572         | 1,932 |

| Subject   | Murray | Mus-<br>kogee | Noble | Nowata | Okla-<br>fuskee | Okla-<br>homa | Ok-<br>mulgee | Ossage | Ottawa | Pawnee | Payne | Pitta-<br>burg | Ponto-<br>toc | Potta-<br>watomie | Push-<br>mataha |
|---|--------|---------------|-------|--------|-----------------|---------------|---------------|--------|--------|--------|-------|----------------|---------------|-------------------|-----------------|
| Total dwelling units.....   | 1,190  | 4,392         | 870   | 1,466  | 2,069           | 10,840        | 2,980         | 5,019  | 3,509  | 1,899  | 2,279 | 4,231          | 2,375         | 3,469             | 1,094           |
| <b>CONTRACT MONTHLY RENT</b>  |        |               |       |        |                 |               |               |        |        |        |       |                |               |                   |                 |
| Renter-occupied dwelling units; and vacant non-seasonal not dilapidated units, for rent.....    | 463    | 1,429         | 320   | 607    | 708             | 3,752         | 1,027         | 2,175  | 1,016  | 592    | 902   | 1,230          | 927           | 1,210             | 489             |
| Less than \$10.....   | 38     | 185           | 33    | 98     | 131             | 271           | 152           | 354    | 93     | 71     | 50    | 173            | 97            | 108               | 128             |
| \$10 to \$19.....   | 93     | 368           | 59    | 132    | 133             | 674           | 266           | 539    | 287    | 136    | 179   | 389            | 256           | 233               | 75              |
| \$20 to \$29.....   | 56     | 261           | 46    | 51     | 75              | 540           | 168           | 359    | 230    | 84     | 167   | 188            | 132           | 204               | 30              |
| \$30 to \$39.....   | 41     | 127           | 25    | 17     | 26              | 962           | 65            | 148    | 105    | 69     | 117   | 88             | 50            | 97                | 8               |
| \$40 to \$49.....   | 41     | 32            | 4     | 11     | 14              | 253           | 20            | 56     | 30     | 36     | 51    | 16             | 22            | 16                | 7               |
| \$50 to \$59.....   | 36     | 13            | ...   | 1      | 4               | 137           | 6             | 14     | 6      | 9      | 27    | 3              | 5             | 13                | 1               |
| \$60 to \$74.....   | ...    | 6             | ...   | 1      | ...             | 50            | 1             | 8      | ...    | 4      | 7     | 2              | 1             | 1                 | 6               |
| \$75 to \$99.....   | 2      | 1             | ...   | ...    | 1               | 58            | ...           | 1      | 2      | 2      | 5     | 1              | 1             | ...               | ...             |
| \$100 or more.....  | ...    | 5             | ...   | 1      | ...             | 14            | 2             | 1      | 3      | 1      | ...   | 5              | 5             | 2                 | 7               |
| Rent free.....  | 103    | 267           | 62    | 105    | 209             | 419           | 274           | 470    | 174    | 81     | 159   | 242            | 235           | 242               | 161             |
| Not reported.....   | 53     | 164           | 91    | 190    | 115             | 374           | 73            | 225    | 86     | 99     | 140   | 123            | 123           | 294               | 66              |
| Median rent.....dollars..   | 23.02  | 17.90         | 17.93 | 13.53  | 13.41           | 29.41         | 16.65         | 16.44  | 19.42  | 19.41  | 24.58 | 14.88          | 16.55         | 19.33             | 9.78            |
| <b>GROSS MONTHLY RENT</b>   |        |               |       |        |                 |               |               |        |        |        |       |                |               |                   |                 |
| Renter-occupied dwelling units.....   | 453    | 1,379         | 311   | 592    | 691             | 3,669         | 1,004         | 2,120  | 946    | 577    | 872   | 1,195          | 905           | 1,185             | 460             |
| Less than \$10.....   | 8      | 74            | 14    | 43     | 48              | 161           | 69            | 153    | 41     | 19     | 29    | 65             | 41            | 49                | 53              |
| \$10 to \$19.....   | 54     | 264           | 40    | 113    | 149             | 595           | 196           | 446    | 242    | 92     | 116   | 358            | 186           | 182               | 89              |
| \$20 to \$29.....   | 56     | 273           | 41    | 76     | 87              | 428           | 200           | 341    | 220    | 103    | 121   | 253            | 179           | 197               | 47              |
| \$30 to \$39.....   | 44     | 196           | 28    | 43     | 44              | 552           | 109           | 255    | 76     | 71     | 119   | 98             | 84            | 123               | 14              |
| \$40 to \$49.....   | 36     | 60            | 21    | 11     | 22              | 337           | 51            | 122    | 48     | 57     | 74    | 33             | 30            | 58                | 5               |
| \$50 to \$59.....   | 32     | 25            | 3     | 3      | 6               | 146           | 17            | 47     | 14     | 15     | 31    | 9              | 16            | 16                | 4               |
| \$60 to \$74.....   | 14     | 10            | ...   | 1      | ...             | 86            | 4             | 20     | 9      | 11     | 22    | 5              | 1             | 10                | 1               |
| \$75 to \$99.....   | 1      | 2             | ...   | ...    | 1               | 63            | 2             | 5      | 1      | 1      | 5     | 1              | 1             | ...               | ...             |
| \$100 or more.....  | ...    | 3             | ...   | 1      | ...             | 12            | 2             | 3      | 1      | ...    | 3     | 5              | ...           | ...               | ...             |
| Rent free or not reported.....  | 208    | 472           | 164   | 301    | 334             | 889           | 354           | 728    | 294    | 207    | 355   | 370            | 362           | 549               | 247             |
| Median rent.....dollars..   | 30.48  | 22.96         | 24.61 | 18.63  | 18.28           | 31.50         | 22.23         | 22.35  | 21.18  | 26.71  | 28.79 | 19.24          | 21.54         | 24.03             | 15.64           |
| <b>VALUE OF ONE-DWELLING-UNIT STRUCTURES</b>  |        |               |       |        |                 |               |               |        |        |        |       |                |               |                   |                 |
| Owner-occupied dwelling units; and vacant nonseasonal not dilapidated units, for sale only..... | 588    | 2,483         | 455   | 731    | 939             | 5,850         | 1,618         | 2,214  | 1,985  | 1,117  | 1,155 | 2,502          | 1,214         | 1,805             | 444             |
| Less than \$2,000.....  | 161    | 1,075         | 168   | 247    | 534             | 903           | 941           | 1,031  | 950    | 412    | 182   | 1,520          | 580           | 540               | 220             |
| \$2,000 to \$2,999.....   | 94     | 389           | 57    | 95     | 104             | 438           | 257           | 340    | 292    | 178    | 157   | 371            | 162           | 264               | 33              |
| \$3,000 to \$3,999.....   | 87     | 273           | 44    | 81     | 76              | 439           | 142           | 248    | 278    | 122    | 144   | 218            | 113           | 219               | 16              |
| \$4,000 to \$4,999.....   | 37     | 175           | 33    | 46     | 25              | 390           | 49            | 110    | 142    | 101    | 98    | 60             | 52            | 173               | 5               |
| \$5,000 to \$7,499.....   | 71     | 217           | 11    | 27     | 53              | 1,108         | 78            | 171    | 114    | 121    | 173   | 79             | 53            | 159               | 5               |
| \$7,500 to \$9,999.....   | 18     | 44            | 4     | 3      | 13              | 838           | 14            | 56     | 18     | 26     | 50    | 18             | 12            | 28                | 2               |
| \$10,000 to \$14,999.....   | 7      | 39            | 2     | 8      | 12              | 386           | 5             | 36     | 10     | 18     | 29    | 12             | 5             | 9                 | 1               |
| \$15,000 or more.....   | 8      | 17            | 2     | 5      | 1               | 294           | 3             | 23     | 7      | 5      | 10    | 5              | 13            | 12                | ...             |
| Not reported.....   | 105    | 254           | 134   | 219    | 121             | 1,054         | 129           | 199    | 174    | 134    | 312   | 219            | 224           | 401               | 162             |
| Median value.....dollars..  | 2,806  | 2,052         | 1,861 | 2,045  | 1,482           | 5,560         | 1,532         | 1,904  | 1,856  | 2,397  | 3,523 | 1,452          | 1,657         | 2,564             | 1,232           |

<sup>1</sup> Restricted to 1-dwelling-unit properties.

Table 31.—FINANCIAL CHARACTERISTICS OF RURAL-NONFARM DWELLING UNITS, FOR COUNTIES: 1950—Con.

[Median not shown where base is less than 100]

| Subject  | Roger Mills | Rogers | Seminole | Sequoyah | Stephens | Texas | Tillman | Tulsa  | Wagoner | Washington | Washita | Woods | Woodward |
|--|-------------|--------|----------|----------|----------|-------|---------|--------|---------|------------|---------|-------|----------|
| Total dwelling units.....  | 964         | 1,869  | 3,030    | 2,018    | 2,546    | 1,748 | 1,761   | 10,213 | 1,522   | 2,246      | 1,666   | 1,227 | 1,038    |
| <b>CONTRACT MONTHLY RENT</b>   |             |        |          |          |          |       |         |        |         |            |         |       |          |
| Renter-occupied dwelling units; and vacant non-seasonal not dilapidated units, for rent.....                 | 384         | 715    | 1,365    | 745      | 1,100    | 738   | 579     | 3,012  | 549     | 734        | 617     | 438   | 340      |
| Less than \$10.....  | 17          | 78     | 274      | 132      | 67       | 65    | 33      | 200    | 110     | 65         | 38      | 10    | 13       |
| \$10 to \$19.....  | 77          | 183    | 292      | 226      | 233      | 37    | 123     | 486    | 120     | 153        | 91      | 36    | 60       |
| \$20 to \$29.....  | 64          | 105    | 121      | 64       | 193      | 95    | 92      | 543    | 77      | 126        | 68      | 117   | 66       |
| \$30 to \$39.....  | 37          | 46     | 70       | 23       | 164      | 87    | 57      | 430    | 21      | 57         | 63      | 99    | 36       |
| \$40 to \$49.....  | 28          | 25     | 24       | 5        | 92       | 110   | 25      | 238    | 5       | 29         | 11      | 41    | 15       |
| \$50 to \$59.....  | 14          | 5      | 10       | ...      | 26       | 98    | 9       | 136    | 3       | 11         | 1       | 9     | 6        |
| \$60 to \$74.....  | 4           | ...    | 3        | 2        | 11       | 65    | 1       | 109    | 1       | 13         | ...     | 1     | ...      |
| \$75 to \$99.....  | ...         | ...    | 1        | 1        | 3        | 14    | 2       | 50     | ...     | 40         | ...     | 1     | ...      |
| \$100 or more.....   | ...         | ...    | ...      | 1        | 1        | 5     | ...     | 16     | 1       | 3          | 1       | 1     | ...      |
| Rent free.....   | 62          | 109    | 352      | 198      | 226      | 116   | 157     | 583    | 159     | 186        | 169     | 81    | 83       |
| Not reported.....  | 81          | 164    | 218      | 93       | 84       | 46    | 80      | 221    | 52      | 51         | 175     | 42    | 61       |
| Median rent.....dollars..  | 23.08       | 17.15  | 12.87    | 12.94    | 24.88    | 39.86 | 21.33   | 27.29  | 14.11   | 21.62      | 20.64   | 28.96 | 22.88    |
| <b>GROSS MONTHLY RENT</b>  |             |        |          |          |          |       |         |        |         |            |         |       |          |
| Renter-occupied dwelling units.....  | 373         | 707    | 1,344    | 737      | 1,040    | 709   | 572     | 2,905  | 537     | 719        | 601     | 411   | 330      |
| Less than \$10.....  | 6           | 33     | 177      | 66       | 33       | 2     | 7       | 100    | 60      | 33         | 13      | 3     | ...      |
| \$10 to \$19.....  | 49          | 153    | 286      | 179      | 202      | 98    | 68      | 315    | 98      | 119        | 61      | 19    | 39       |
| \$20 to \$29.....  | 66          | 134    | 126      | 127      | 166      | 113   | 89      | 438    | 84      | 120        | 71      | 70    | 54       |
| \$30 to \$39.....  | 47          | 55     | 81       | 34       | 153      | 119   | 67      | 487    | 38      | 91         | 60      | 107   | 38       |
| \$40 to \$49.....  | 36          | 32     | 47       | 18       | 96       | 88    | 47      | 286    | 10      | 35         | 40      | 47    | 22       |
| \$50 to \$59.....  | 13          | 16     | 20       | 10       | 45       | 56    | 25      | 163    | 8       | 22         | 12      | 30    | 12       |
| \$60 to \$74.....  | 10          | 2      | 8        | ...      | 10       | 47    | 7       | 120    | 2       | 17         | 1       | 6     | 10       |
| \$75 to \$99.....  | 1           | ...    | 2        | 3        | 7        | 5     | 1       | 69     | ...     | 35         | ...     | 3     | 1        |
| \$100 or more.....   | ...         | ...    | ...      | 1        | 1        | 4     | ...     | 11     | 1       | 9          | ...     | ...   | ...      |
| Rent free or not reported.....   | 145         | 282    | 597      | 299      | 327      | 177   | 261     | 916    | 236     | 238        | 343     | 126   | 154      |
| Median rent.....dollars..  | 28.10       | 21.37  | 15.20    | 18.15    | 26.97    | 33.71 | 28.58   | 32.30  | 18.72   | 26.92      | 27.21   | 33.78 | 28.50    |
| <b>VALUE OF ONE-DWELLING-UNIT STRUCTURES</b>   |             |        |          |          |          |       |         |        |         |            |         |       |          |
| Owner-occupied dwelling units; <sup>1</sup> and vacant nonseasonal not dilapidated units, for sale only..... | 466         | 981    | 1,353    | 1,075    | 1,105    | 776   | 950     | 6,300  | 824     | 1,317      | 851     | 628   | 520      |
| Less than \$2,000.....   | 112         | 286    | 809      | 520      | 438      | 102   | 247     | 1,104  | 456     | 399        | 127     | 76    | 96       |
| \$2,000 to \$2,999.....  | 79          | 170    | 118      | 154      | 149      | 77    | 139     | 625    | 122     | 125        | 125     | 96    | 72       |
| \$3,000 to \$3,999.....  | 66          | 106    | 87       | 78       | 129      | 76    | 145     | 574    | 76      | 97         | 124     | 99    | 70       |
| \$4,000 to \$4,999.....  | 34          | 72     | 50       | 37       | 71       | 85    | 88      | 563    | 42      | 78         | 86      | 87    | 52       |
| \$5,000 to \$7,499.....  | 52          | 103    | 46       | 35       | 121      | 203   | 133     | 1,363  | 51      | 194        | 117     | 133   | 65       |
| \$7,500 to \$9,999.....  | 6           | 15     | 14       | 11       | 37       | 73    | 26      | 762    | 18      | 142        | 22      | 48    | 6        |
| \$10,000 to \$14,999.....  | 3           | 12     | 7        | 1        | 19       | 65    | 27      | 514    | 4       | 35         | 13      | 15    | 5        |
| \$15,000 or more.....  | 1           | 8      | 5        | 4        | 9        | 27    | 14      | 312    | 3       | 38         | 4       | 2     | 2        |
| Not reported.....  | 113         | 209    | 217      | 235      | 132      | 68    | 131     | 483    | 52      | 189        | 233     | 72    | 152      |
| Median value.....dollars..   | 2,766       | 2,538  | 1,354    | 1,565    | 2,276    | 5,123 | 3,112   | 5,038  | 1,643   | 3,362      | 3,410   | 4,030 | 3,179    |

<sup>1</sup> Restricted to 1-dwelling-unit properties.

## HOUSING—GENERAL CHARACTERISTICS

Table 31a.—CHARACTERISTICS OF RURAL-NONFARM DWELLING UNITS OCCUPIED BY NONWHITE PERSONS, FOR SELECTED COUNTIES: 1950

[Counties shown are those with 250 or more nonwhite households. Median not shown where base is less than 100]

| Subject  | Adair | Atoka | Blaine | Bryan | Caddo | Canadian | Garret | Cherokee | Choctaw | Comanche | Creek | Custer | Delaware | Garfield | Gurvin | Grady | Hughes |  |
|--|-------|-------|--------|-------|-------|----------|--------|----------|---------|----------|-------|--------|----------|----------|--------|-------|--------|--|
| Total dwelling units                               | 226   | 117   | 115    | 151   | 292   | 77       | 149    | 201      | 286     | 233      | 176   | 47     | 237      | 1        | 108    | 13    | 210    |  |
| <b>WATER SUPPLY</b>                                |       |       |        |       |       |          |        |          |         |          |       |        |          |          |        |       |        |  |
| Hot and cold piped running water inside structure  | 12    | 3     | 4      | 3     | 24    | 33       | 13     | 8        | 7       | 79       | 8     | 7      | 13       | ...      | 16     | 3     | 20     |  |
| Only cold piped running water inside structure     | 25    | 11    | 17     | 20    | 38    | 11       | 18     | 5        | 12      | 18       | 24    | 2      | 8        | ...      | 13     | 2     | 25     |  |
| Piped running water outside structure              | 11    | 17    | 11     | 4     | 48    | 1        | 9      | 2        | 21      | 15       | ...   | 1      | 4        | ...      | 19     | ...   | 42     |  |
| No piped running water                             | 175   | 86    | 81     | 118   | 177   | 27       | 108    | 185      | 240     | 120      | 141   | 37     | 210      | ...      | 59     | 6     | 182    |  |
| Not reported                                       | 3     | ...   | 2      | 6     | 5     | 5        | 1      | 1        | 6       | 1        | 3     | ...    | 2        | ...      | 1      | 2     | 1      |  |
| <b>TOILET FACILITIES</b>                           |       |       |        |       |       |          |        |          |         |          |       |        |          |          |        |       |        |  |
| Flush toilet inside structure, exclusive use       | 24    | 3     | 12     | 7     | 31    | 29       | 14     | 10       | 5       | 83       | 7     | 7      | 13       | ...      | 12     | 4     | 23     |  |
| Flush toilet inside structure, shared              | 3     | ...   | ...    | ...   | 1     | 4        | 1      | 1        | ...     | ...      | 2     | ...    | 1        | ...      | ...    | ...   | ...    |  |
| Other toilet facilities (including privy)          | 123   | 111   | 90     | 138   | 236   | 37       | 130    | 121      | 265     | 146      | 160   | 37     | 180      | ...      | 83     | 7     | 170    |  |
| No toilet  | 74    | 3     | 11     | 1     | 18    | 2        | 3      | 68       | 10      | 3        | 3     | 3      | 40       | ...      | 12     | ...   | 16     |  |
| Not reported                                       | 2     | ...   | 2      | 5     | 6     | 5        | 1      | 1        | 6       | 1        | 4     | ...    | 3        | ...      | 1      | 2     | 1      |  |
| <b>CONDITION AND PLUMBING FACILITIES</b>           |       |       |        |       |       |          |        |          |         |          |       |        |          |          |        |       |        |  |
| Not dilapidated:                                   |       |       |        |       |       |          |        |          |         |          |       |        |          |          |        |       |        |  |
| With priv. toilet and bath, and hot running water  | 11    | 1     | 3      | 3     | 17    | 27       | 9      | 5        | 5       | 77       | 5     | 7      | 7        | ...      | 9      | 3     | 12     |  |
| With private toilet and bath, and only cold water  | 4     | 1     | 1      | 1     | 3     | 1        | 2      | ...      | ...     | 3        | ...   | ...    | 1        | ...      | ...    | 1     | 1      |  |
| With running water, lacking private toilet or bath | 12    | 8     | 14     | 8     | 22    | 15       | 9      | 6        | 10      | 12       | 22    | 2      | 8        | ...      | 10     | 1     | 30     |  |
| No running water                                   | 89    | 53    | 42     | 57    | 127   | 22       | 52     | 78       | 107     | 97       | 75    | 19     | 85       | ...      | 47     | 4     | 47     |  |
| Dilapidated:                                       |       |       |        |       |       |          |        |          |         |          |       |        |          |          |        |       |        |  |
| With priv. toilet and bath, and hot running water  | ...   | ...   | ...    | ...   | 2     | ...      | 1      | ...      | ...     | 1        | ...   | ...    | 2        | ...      | 3      | ...   | 1      |  |
| Lacking hot water, private toilet or bath          | 98    | 52    | 51     | 63    | 105   | 3        | 71     | 106      | 156     | 38       | 64    | 19     | 126      | ...      | 35     | 2     | 123    |  |
| Condition or plumbing facilities not reported      | 12    | 2     | 4      | 19    | 16    | 9        | 5      | 6        | 8       | 5        | 10    | ...    | 10       | ...      | 4      | 2     | 6      |  |
| <b>NUMBER OF PERSONS</b>                           |       |       |        |       |       |          |        |          |         |          |       |        |          |          |        |       |        |  |
| 1 person   | 13    | 17    | 11     | 24    | 32    | 9        | 26     | 18       | 64      | 8        | 49    | 1      | 17       | ...      | 13     | 3     | 28     |  |
| 2 persons  | 44    | 27    | 30     | 39    | 43    | 14       | 28     | 12       | 73      | 37       | 43    | 5      | 36       | ...      | 28     | 1     | 47     |  |
| 3 persons  | 40    | 23    | 13     | 29    | 29    | 8        | 21     | 47       | 30      | 45       | 27    | 7      | 46       | ...      | 17     | 4     | 35     |  |
| 4 persons  | 36    | 19    | 19     | 22    | 37    | 18       | 26     | 13       | 32      | 40       | 12    | 5      | 42       | ...      | 9      | 2     | 26     |  |
| 5 persons  | 32    | 10    | 11     | 15    | 39    | 9        | 14     | 49       | 19      | 26       | 17    | 9      | 37       | ...      | 9      | 2     | 31     |  |
| 6 persons  | 15    | 9     | 10     | 9     | 27    | 8        | 10     | 10       | 18      | 19       | 10    | 6      | 17       | ...      | 7      | ...   | 17     |  |
| 7 persons or more                                  | 46    | 12    | 21     | 13    | 85    | 11       | 24     | 52       | 30      | 58       | 18    | 14     | 42       | ...      | 25     | 1     | 36     |  |
| Median number of persons                           | 3.9   | 3.1   | 3.7    | 2.9   | 4.6   | ...      | 3.5    | 4.7      | 2.6     | 4.2      | 2.4   | ...    | 4.0      | ...      | 3.3    | ...   | 3.4    |  |
| <b>PERSONS PER ROOM</b>                            |       |       |        |       |       |          |        |          |         |          |       |        |          |          |        |       |        |  |
| 1.00 or less                                       | 82    | 65    | 52     | 96    | 126   | 48       | 85     | 50       | 185     | 117      | 114   | 14     | 71       | ...      | 60     | 5     | 139    |  |
| 1.01 to 1.50                                       | 35    | 17    | 10     | 22    | 48    | 10       | 26     | 32       | 36      | 45       | 25    | 6      | 42       | ...      | 14     | 2     | 25     |  |
| 1.51 or more                                       | 100   | 27    | 40     | 29    | 109   | 12       | 36     | 112      | 58      | 66       | 31    | 27     | 120      | ...      | 33     | 4     | 52     |  |
| Not reported                                       | 9     | 8     | 13     | 4     | 9     | 7        | 2      | 7        | 7       | 5        | 6     | ...    | 4        | ...      | 1      | 2     | 4      |  |
| <b>CONTRACT MONTHLY RENT</b>                       |       |       |        |       |       |          |        |          |         |          |       |        |          |          |        |       |        |  |
| Renter-occupied units                              |       |       |        |       |       |          |        |          |         |          |       |        |          |          |        |       |        |  |
| Less than \$10                                     | 21    | 25    | 9      | 13    | 12    | ...      | 17     | 17       | 31      | 8        | 19    | 3      | 16       | ...      | 7      | ...   | 22     |  |
| \$10 to \$14                                       | 19    | 2     | 8      | 13    | 12    | 2        | 6      | 15       | 8       | 10       | 6     | ...    | 9        | ...      | 5      | 1     | 13     |  |
| \$15 to \$19                                       | 10    | ...   | 3      | 7     | 6     | 4        | 1      | 8        | 2       | 8        | 2     | ...    | 7        | ...      | 3      | ...   | 4      |  |
| \$20 to \$29                                       | 7     | ...   | 3      | 3     | 6     | 4        | 3      | 5        | 1       | 7        | 3     | ...    | 7        | ...      | 2      | ...   | 3      |  |
| \$30 to \$39                                       | 2     | ...   | ...    | 1     | 4     | 4        | ...    | 1        | ...     | 14       | ...   | ...    | 2        | ...      | 1      | ...   | ...    |  |
| \$40 to \$49                                       | ...   | ...   | ...    | ...   | 2     | ...      | 1      | ...      | ...     | ...      | ...   | ...    | ...      | ...      | 1      | ...   | ...    |  |
| \$50 to \$74                                       | ...   | ...   | ...    | ...   | ...   | ...      | ...    | ...      | ...     | 48       | ...   | ...    | ...      | ...      | ...    | ...   | ...    |  |
| \$75 or more                                       | ...   | 1     | ...    | ...   | ...   | ...      | ...    | ...      | ...     | ...      | ...   | ...    | ...      | ...      | ...    | ...   | ...    |  |
| Rent free  | 42    | 19    | 12     | 12    | 43    | 7        | 28     | 49       | 38      | 30       | 20    | 6      | 58       | ...      | 7      | 3     | 36     |  |
| Not reported                                       | 22    | 4     | 2      | 3     | 24    | 21       | 8      | 26       | 34      | 5        | 10    | 11     | 37       | ...      | 7      | 5     | 21     |  |
| Median rent  | 11.74 | ...   | ...    | ...   | 13.25 | ...      | ...    | 11.83    | 6.27    | 60.12    | ...   | ...    | 12.00    | ...      | ...    | ...   | ...    |  |
| <b>GROSS MONTHLY RENT</b>                          |       |       |        |       |       |          |        |          |         |          |       |        |          |          |        |       |        |  |
| Renter-occupied units                              |       |       |        |       |       |          |        |          |         |          |       |        |          |          |        |       |        |  |
| Less than \$10                                     | 15    | 10    | 1      | 1     | 6     | 1        | 11     | 14       | 10      | 3        | 11    | 3      | 6        | ...      | 4      | ...   | 11     |  |
| \$10 to \$14                                       | 11    | 7     | 8      | 8     | 6     | 9        | 9      | 13       | 9       | 6        | 6     | ...    | 8        | ...      | 5      | ...   | 15     |  |
| \$15 to \$19                                       | 10    | 4     | 4      | 10    | 10    | 5        | 3      | 9        | 7       | 6        | 5     | ...    | 7        | ...      | 3      | ...   | 9      |  |
| \$20 to \$29                                       | 15    | 2     | 7      | 10    | 8     | 8        | 2      | 10       | 5       | 15       | 1     | ...    | 9        | ...      | 3      | 1     | 7      |  |
| \$30 to \$39                                       | 4     | ...   | 2      | 5     | 5     | 2        | 2      | 3        | ...     | 9        | 2     | ...    | 5        | ...      | 1      | ...   | 1      |  |
| \$40 to \$49                                       | 2     | ...   | 1      | ...   | 3     | 1        | ...    | ...      | ...     | 2        | ...   | ...    | ...      | ...      | 2      | ...   | ...    |  |
| \$50 to \$74                                       | ...   | ...   | ...    | ...   | ...   | ...      | 1      | ...      | ...     | 48       | ...   | ...    | ...      | ...      | ...    | ...   | ...    |  |
| \$75 or more                                       | ...   | ...   | ...    | ...   | ...   | ...      | ...    | ...      | ...     | ...      | ...   | ...    | ...      | ...      | ...    | ...   | ...    |  |
| Rent free or not reported                          | 66    | 28    | 14     | 18    | 71    | 16       | 36     | 75       | 79      | 38       | 35    | 17     | 100      | ...      | 15     | 8     | 56     |  |
| Median rent  | 15.75 | ...   | ...    | ...   | 18.00 | ...      | ...    | 15.06    | 12.38   | 59.99    | ...   | ...    | 17.36    | ...      | ...    | ...   | ...    |  |
| <b>VALUE OF ONE-DWELLING-UNIT STRUCTURES</b>       |       |       |        |       |       |          |        |          |         |          |       |        |          |          |        |       |        |  |
| Owner-occupied units <sup>1</sup>                  |       |       |        |       |       |          |        |          |         |          |       |        |          |          |        |       |        |  |
| Less than \$2,000                                  | 43    | 52    | 40     | 69    | 55    | 3        | 49     | 33       | 117     | 43       | 73    | 1      | 18       | ...      | 49     | ...   | 76     |  |
| \$2,000 to \$2,999                                 | 10    | 3     | 5      | 8     | 4     | 4        | 8      | 9        | 6       | 14       | 5     | ...    | 1        | ...      | 4      | ...   | 7      |  |
| \$3,000 to \$3,999                                 | 6     | 2     | 4      | 4     | 6     | 1        | ...    | 4        | 2       | 3        | 3     | ...    | 4        | ...      | ...    | ...   | 2      |  |
| \$4,000 to \$4,999                                 | 2     | ...   | 2      | 1     | 1     | 1        | ...    | 1        | 3       | 1        | ...   | 1      | 1        | ...      | 3      | ...   | 1      |  |
| \$5,000 to \$9,999                                 | 1     | ...   | 3      | 2     | 2     | 1        | ...    | 2        | 1       | 3        | 4     | ...    | ...      | ...      | 6      | ...   | 1      |  |
| \$10,000 or more                                   | ...   | ...   | 2      | ...   | 1     | ...      | 2      | ...      | ...     | ...      | 1     | ...    | ...      | ...      | ...    | ...   | 1      |  |
| Not reported                                       | 37    | 8     | 12     | 9     | 106   | 23       | 18     | 28       | 39      | 30       | 25    | 19     | 72       | ...      | 11     | 3     | 31     |  |
| Median value                                       | ...   | ...   | ...    | ...   | 1,204 | ...      | ...    | ...      | 1,052   | ...      | 1,128 | ...    | ...      | ...      | ...    | ...   | 1,108  |  |

<sup>1</sup> Restricted to 1-dwelling-unit properties.



Table 31a.—CHARACTERISTICS OF RURAL-NONFARM DWELLING UNITS OCCUPIED BY NONWHITE PERSONS, FOR SELECTED COUNTIES: 1950—Con.

[Counties shown are those with 250 or more nonwhite households. Median not shown where base is less than 100]

| Subject  | Jackson | Kay | King-fisher | Kiowa | Le Flore | Lincoln | Logan | Mc-Curtain | Mc-Intosh | Mayes | Mus-kogee | Nowata | Ok-fuskee | Okla-homa | Ok-mulgee | Osage | Ottawa |
|--|---------|-----|-------------|-------|----------|---------|-------|------------|-----------|-------|-----------|--------|-----------|-----------|-----------|-------|--------|
| Total dwelling units                               | 11      | 161 | 51          | 106   | 227      | 145     | 388   | 612        | 209       | 126   | 938       | 71     | 573       | 1,179     | 343       | 179   | 62     |
| <b>WATER SUPPLY</b>                                |         |     |             |       |          |         |       |            |           |       |           |        |           |           |           |       |        |
| Hot and cold piped running water inside structure  | ...     | 36  | 5           | 3     | 31       | 8       | 131   | 12         | 4         | 10    | 58        | 2      | 46        | 121       | 18        | 85    | 21     |
| Only cold piped running water inside structure     | 1       | 16  | 7           | 11    | 33       | 14      | 43    | 45         | 6         | 20    | 131       | 4      | 64        | 50        | 35        | 32    | 13     |
| Piped running water outside structure              | ...     | 16  | 3           | 52    | 44       | 10      | 49    | 157        | 6         | 12    | 92        | 1      | 67        | 13        | 26        | 21    | 5      |
| No piped running water                             | 7       | 91  | 35          | 39    | 116      | 113     | 162   | 400        | 188       | 80    | 641       | 60     | 399       | 985       | 262       | 41    | 19     |
| Not reported                                       | 3       | 2   | 1           | 1     | 3        | ...     | 3     | 1          | 5         | 4     | 16        | 4      | 37        | 10        | 2         | ...   | 4      |
| <b>TOILET FACILITIES</b>                           |         |     |             |       |          |         |       |            |           |       |           |        |           |           |           |       |        |
| Flush toilet inside structure, exclusive use       | ...     | 34  | 5           | 6     | 30       | 7       | 135   | 18         | 5         | 9     | 85        | 1      | 46        | 124       | 26        | 84    | 20     |
| Flush toilet inside structure, shared              | ...     | 4   | ...         | ...   | 2        | ...     | ...   | ...        | ...       | ...   | 1         | ...    | ...       | ...       | 1         | 3     | 2      |
| Other toilet facilities (including privy)          | 8       | 119 | 44          | 96    | 176      | 133     | 239   | 542        | 180       | 108   | 808       | 67     | 505       | 1,014     | 304       | 89    | 36     |
| No toilet  | ...     | 1   | 1           | 3     | 15       | 5       | 12    | 50         | 22        | 6     | 20        | 2      | 19        | 32        | 11        | 3     | 1      |
| Not reported                                       | 3       | 3   | 1           | 1     | 4        | ...     | 2     | 2          | 2         | 3     | 24        | 1      | 3         | 9         | 1         | ...   | 3      |
| <b>CONDITION AND PLUMBING FACILITIES</b>           |         |     |             |       |          |         |       |            |           |       |           |        |           |           |           |       |        |
| Not dilapidated:                                   |         |     |             |       |          |         |       |            |           |       |           |        |           |           |           |       |        |
| With priv. toilet and bath, and hot running water  | ...     | 28  | 4           | 3     | 23       | 5       | 123   | 11         | 4         | 7     | 40        | 1      | 34        | 108       | 14        | 76    | 16     |
| With private toilet and bath, and only cold water  | ...     | 2   | 1           | 1     | 2        | ...     | 1     | ...        | 1         | 2     | 11        | ...    | 3         | 4         | 2         | 3     | 2      |
| With running water, lacking private toilet or bath | 1       | 12  | 4           | 8     | 27       | 8       | 41    | 32         | 1         | 16    | 83        | 2      | 49        | 47        | 28        | 19    | 8      |
| No running water                                   | 2       | 48  | 8           | 62    | 59       | 46      | 126   | 266        | 88        | 61    | 329       | 30     | 183       | 591       | 89        | 31    | 16     |
| Dilapidated:                                       |         |     |             |       |          |         |       |            |           |       |           |        |           |           |           |       |        |
| With priv. toilet and bath, and hot running water  | ...     | 3   | ...         | ...   | 2        | 1       | 2     | ...        | ...       | ...   | 4         | ...    | 3         | 1         | ...       | 2     | ...    |
| Lacking hot water, private toilet or bath          | 4       | 64  | 32          | 31    | 105      | 82      | 77    | 296        | 104       | 34    | 437       | 33     | 258       | 450       | 203       | 43    | 9      |
| Condition or plumbing facilities not reported      | 4       | 4   | 2           | 1     | 9        | 3       | 18    | 7          | 11        | 6     | 34        | 5      | 43        | 18        | 7         | 5     | 11     |
| <b>NUMBER OF PERSONS</b>                           |         |     |             |       |          |         |       |            |           |       |           |        |           |           |           |       |        |
| 1 person   | 3       | 18  | 12          | 20    | 50       | 32      | 61    | 91         | 35        | 12    | 190       | 23     | 135       | 175       | 70        | 21    | 13     |
| 2 persons  | 5       | 29  | 18          | 34    | 51       | 33      | 118   | 161        | 43        | 27    | 271       | 27     | 157       | 389       | 73        | 52    | 16     |
| 3 persons  | ...     | 27  | 7           | 17    | 39       | 25      | 68    | 104        | 39        | 16    | 157       | 11     | 84        | 173       | 61        | 33    | 10     |
| 4 persons  | ...     | 23  | 3           | 15    | 30       | 17      | 50    | 71         | 23        | 13    | 103       | 5      | 64        | 141       | 29        | 28    | 7      |
| 5 persons  | 1       | 14  | 6           | 4     | 19       | 11      | 32    | 69         | 22        | 14    | 71        | ...    | 49        | 103       | 32        | 12    | 7      |
| 6 persons  | 1       | 16  | 1           | 4     | 13       | 6       | 22    | 43         | 16        | 14    | 55        | 2      | 23        | 66        | 23        | 12    | 6      |
| 7 persons or more                                  | 1       | 34  | 4           | 12    | 25       | 17      | 37    | 73         | 31        | 30    | 91        | 3      | 61        | 132       | 55        | 21    | 3      |
| Median number of persons                           | ...     | 3.8 | ...         | 2.5   | 2.8      | 2.8     | 2.7   | 3.0        | 3.2       | 4.1   | 2.6       | ...    | 2.3       | 2.6       | 3.0       | 3.0   | ...    |
| <b>PERSONS PER ROOM</b>                            |         |     |             |       |          |         |       |            |           |       |           |        |           |           |           |       |        |
| 1.00 or less                                       | 6       | 84  | 40          | 68    | 151      | 95      | 309   | 329        | 123       | 49    | 641       | 56     | 418       | 801       | 208       | 135   | 39     |
| 1.01 to 1.50                                       | ...     | 17  | 4           | 12    | 31       | 18      | 35    | 90         | 35        | 11    | 108       | 5      | 55        | 135       | 39        | 17    | 14     |
| 1.51 or more                                       | 2       | 58  | 7           | 24    | 38       | 31      | 39    | 172        | 58        | 60    | 149       | 6      | 94        | 218       | 92        | 25    | 6      |
| Not reported                                       | 3       | 2   | ...         | 2     | 7        | 1       | 5     | 21         | 3         | 6     | 40        | 4      | 6         | 29        | 4         | 2     | 3      |
| <b>CONTRACT MONTHLY RENT</b>                       |         |     |             |       |          |         |       |            |           |       |           |        |           |           |           |       |        |
| Renter-occupied units                              |         |     |             |       |          |         |       |            |           |       |           |        |           |           |           |       |        |
| Less than \$10                                     | 1       | 3   | 8           | 9     | 33       | 16      | 27    | 185        | 16        | 12    | 86        | 3      | 70        | 59        | 56        | 7     | 1      |
| \$10 to \$14                                       | ...     | 1   | 5           | 2     | 24       | 9       | 24    | 13         | 5         | 18    | 34        | 3      | 20        | 73        | 19        | 13    | 6      |
| \$15 to \$19                                       | ...     | 4   | ...         | 2     | 10       | 2       | 23    | 4          | 3         | 4     | 6         | 1      | 6         | 30        | 9         | 4     | 3      |
| \$20 to \$29                                       | ...     | 18  | 2           | ...   | 22       | ...     | 42    | 1          | 1         | 7     | 14        | ...    | 3         | 26        | 2         | 8     | 6      |
| \$30 to \$39                                       | ...     | 6   | ...         | ...   | 3        | ...     | 21    | ...        | 1         | ...   | 6         | ...    | 1         | 6         | 1         | 2     | 2      |
| \$40 to \$49                                       | ...     | ... | ...         | ...   | 2        | ...     | 5     | ...        | ...       | ...   | ...       | ...    | ...       | 2         | 1         | 1     | 1      |
| \$50 to \$74                                       | ...     | ... | ...         | 1     | ...      | ...     | 3     | ...        | ...       | ...   | ...       | ...    | 1         | ...       | 1         | ...   | ...    |
| \$75 or more                                       | ...     | ... | ...         | 1     | ...      | ...     | ...   | ...        | 2         | ...   | 1         | ...    | 1         | ...       | ...       | ...   | ...    |
| Rent free  | 5       | 38  | 12          | 12    | 29       | 14      | 12    | 128        | 34        | 22    | 66        | 3      | 65        | 36        | 47        | 22    | 12     |
| Not reported                                       | 3       | 4   | 5           | 1     | 5        | 18      | 22    | 27         | 28        | 15    | 33        | 6      | 22        | 43        | 14        | 6     | 3      |
| Median rent  | ...     | ... | ...         | ...   | 12.42    | ...     | 19.17 | 4.99       | ...       | ...   | 8.05      | ...    | 6.79      | 12.17     | 7.45      | ...   | ...    |
| <b>GROSS MONTHLY RENT</b>                          |         |     |             |       |          |         |       |            |           |       |           |        |           |           |           |       |        |
| Renter-occupied units                              |         |     |             |       |          |         |       |            |           |       |           |        |           |           |           |       |        |
| Less than \$10                                     | 1       | 1   | 5           | 2     | 13       | 11      | 14    | 65         | 9         | 7     | 40        | 2      | 26        | 42        | 34        | 3     | ...    |
| \$10 to \$14                                       | ...     | 2   | 2           | 3     | 21       | 7       | 11    | 80         | 7         | 12    | 39        | 1      | 29        | 59        | 19        | 4     | 3      |
| \$15 to \$19                                       | ...     | 4   | 5           | ...   | 14       | 2       | 18    | 39         | 3         | 13    | 29        | 3      | 24        | 41        | 18        | 7     | 11     |
| \$20 to \$29                                       | ...     | 19  | 1           | 1     | 26       | 4       | 45    | 8          | 3         | 5     | 23        | 1      | 13        | 38        | 12        | 13    | 2      |
| \$30 to \$39                                       | ...     | 5   | 1           | 1     | 9        | 1       | 29    | ...        | ...       | 4     | 5         | ...    | 6         | 11        | 2         | 6     | 1      |
| \$40 to \$49                                       | ...     | 1   | 1           | ...   | 2        | ...     | 8     | ...        | 1         | 1     | 3         | ...    | 2         | 5         | ...       | 2     | ...    |
| \$50 to \$74                                       | ...     | ... | ...         | ...   | 2        | ...     | 7     | ...        | ...       | ...   | ...       | ...    | 1         | ...       | 2         | ...   | ...    |
| \$75 or more                                       | ...     | ... | ...         | 1     | ...      | ...     | ...   | ...        | 2         | ...   | 1         | ...    | 1         | ...       | ...       | ...   | ...    |
| Rent free or not reported                          | 8       | 42  | 17          | 20    | 41       | 34      | 47    | 166        | 65        | 36    | 106       | 9      | 87        | 79        | 63        | 28    | 17     |
| Median rent  | ...     | ... | ...         | ...   | 17.89    | ...     | 24.92 | 11.44      | ...       | ...   | 13.35     | ...    | 13.81     | 14.25     | 12.00     | ...   | ...    |
| <b>VALUE OF ONE-DWELLING-UNIT STRUCTURES</b>       |         |     |             |       |          |         |       |            |           |       |           |        |           |           |           |       |        |
| Owner-occupied units <sup>1</sup>                  |         |     |             |       |          |         |       |            |           |       |           |        |           |           |           |       |        |
| Less than \$2,000                                  | ...     | 57  | 9           | 59    | 56       | 51      | 113   | 161        | 67        | 21    | 481       | 37     | 275       | 506       | 151       | 43    | 14     |
| \$2,000 to \$2,999                                 | ...     | 11  | 2           | 6     | 10       | 5       | 33    | 17         | 2         | 7     | 45        | 2      | 24        | 105       | 5         | 7     | 4      |
| \$3,000 to \$3,999                                 | ...     | 4   | 1           | 2     | 6        | 2       | 11    | 5          | ...       | 3     | 24        | 1      | 5         | 44        | 3         | 8     | 1      |
| \$4,000 to \$4,999                                 | ...     | ... | 2           | 1     | 3        | 1       | 4     | 2          | ...       | 2     | 11        | ...    | 6         | 26        | ...       | 6     | 2      |
| \$5,000 to \$9,999                                 | ...     | 4   | ...         | 2     | 4        | 1       | 11    | 5          | 1         | 1     | 10        | 1      | 6         | 61        | 2         | 18    | 2      |
| \$10,000 or more                                   | ...     | 1   | ...         | 1     | ...      | ...     | 1     | 1          | ...       | 1     | 3         | ...    | 3         | 10        | ...       | 5     | ...    |
| Not reported                                       | 2       | 1   | 3           | 4     | 15       | 25      | 26    | 59         | 39        | 11    | 100       | 13     | 38        | 102       | 24        | 20    | 4      |
| Median value                                       | ...     | ... | ...         | ...   | ...      | ...     | 1,481 | 1,136      | 1,010     | ...   | 1,143     | ...    | 1,110     | 1,436     | 1,016     | 2,021 | ...    |

<sup>1</sup> Restricted to 1-dwelling-unit properties.

## HOUSING—GENERAL CHARACTERISTICS

Table 31a.—CHARACTERISTICS OF RURAL-NONFARM DWELLING UNITS OCCUPIED BY NONWHITE PERSONS, FOR SELECTED COUNTIES: 1950—Con.

[Counties shown are those with 250 or more nonwhite households. Median not shown where base is less than 100]

| Subject  | Payne | Pittsburg | Pontotoc | Pottawatomie | Rogers | Seminole | Sequoyah | Tillman | Tulsa | Wagoner | Washington     |
|--|-------|-----------|----------|--------------|--------|----------|----------|---------|-------|---------|----------------|
| Total dwelling units                               | 53    | 268       | 139      | 147          | 42     | 281      | 234      | 164     | 652   | 446     | 31             |
| <b>WATER SUPPLY</b>                                |       |           |          |              |        |          |          |         |       |         |                |
| Hot and cold piped running water inside structure  | 7     | 22        | 19       | 16           | 11     | 24       | 6        | 6       | 160   | 12      | 9              |
| Only cold piped running water inside structure     | 3     | 43        | 17       | 9            | 4      | 26       | 26       | 12      | 65    | 31      | 4              |
| Piped running water outside structure              | 1     | 39        | 8        | 9            | 6      | 41       | 41       | 42      | 45    | 56      | 3              |
| No piped running water                             | 41    | 142       | 93       | 109          | 18     | 219      | 153      | 101     | 372   | 341     | 15             |
| Not reported                                       | 1     | 2         | 2        | 4            | 3      | 6        | 8        | 3       | 10    | 6       | ...            |
| <b>TOILET FACILITIES</b>                           |       |           |          |              |        |          |          |         |       |         |                |
| Flush toilet inside structure, exclusive use       | 7     | 26        | 22       | 19           | 12     | 27       | 4        | 3       | 163   | 11      | 10             |
| Flush toilet inside structure, shared              | ...   | ...       | 1        | ...          | ...    | 2        | ...      | ...     | 2     | 1       | ...            |
| Other toilet facilities (including privy)          | 36    | 232       | 106      | 113          | 27     | 230      | 182      | 132     | 457   | 395     | 17             |
| No toilet  | 8     | 10        | 8        | 11           | 2      | 17       | 40       | 25      | 22    | 34      | 4              |
| Not reported                                       | 2     | ...       | 2        | 4            | 1      | 5        | 8        | 4       | 8     | 5       | ...            |
| <b>CONDITION AND PLUMBING FACILITIES</b>           |       |           |          |              |        |          |          |         |       |         |                |
| Not dilapidated:                                   |       |           |          |              |        |          |          |         |       |         |                |
| With priv. toilet and bath, and hot running water  | 7     | 16        | 15       | 14           | 10     | 18       | 2        | 2       | 146   | 7       | 8              |
| With private toilet and bath, and only cold water  | ...   | 3         | 2        | ...          | ...    | 1        | ...      | 1       | 7     | ...     | ...            |
| With running water, lacking private toilet or bath | ...   | 26        | 13       | 7            | 4      | 17       | 9        | 10      | 45    | 14      | 4              |
| No running water                                   | 23    | 87        | 45       | 71           | 7      | 99       | 91       | 66      | 237   | 192     | 12             |
| Dilapidated:                                       |       |           |          |              |        |          |          |         |       |         |                |
| With priv. toilet and bath, and hot running water  | ...   | 2         | 1        | ...          | ...    | ...      | ...      | ...     | 5     | 1       | ...            |
| Lacking hot water, private toilet or bath          | 20    | 129       | 61       | 47           | 16     | 132      | 121      | 79      | 177   | 220     | 4              |
| Condition or plumbing facilities not reported      | 3     | 5         | 2        | 8            | 5      | 14       | 11       | 6       | 35    | 12      | 3              |
| <b>NUMBER OF PERSONS</b>                           |       |           |          |              |        |          |          |         |       |         |                |
| 1 person   | 5     | 55        | 19       | 25           | 10     | 39       | 39       | 33      | 76    | 106     | 9              |
| 2 persons  | 11    | 82        | 36       | 39           | 12     | 51       | 53       | 55      | 205   | 126     | 6 <sub>2</sub> |
| 3 persons  | 8     | 45        | 23       | 20           | 4      | 42       | 28       | 16      | 107   | 54      | 6              |
| 4 persons  | 12    | 32        | 24       | 12           | 4      | 36       | 31       | 15      | 86    | 59      | 5              |
| 5 persons  | 4     | 21        | 11       | 13           | 6      | 37       | 30       | 15      | 55    | 21      | 1              |
| 6 persons  | 7     | 10        | 8        | 16           | 3      | 22       | 17       | 11      | 41    | 23      | 4              |
| 7 persons or more                                  | 6     | 23        | 18       | 22           | 3      | 54       | 36       | 19      | 82    | 57      | ...            |
| Median number of persons                           | ...   | 2.5       | 3.1      | 3.0          | ...    | 3.7      | 3.4      | 2.4     | 2.9   | 2.4     | ...            |
| <b>PERSONS PER ROOM</b>                            |       |           |          |              |        |          |          |         |       |         |                |
| 1.00 or less                                       | 30    | 202       | 79       | 85           | 27     | 141      | 120      | 102     | 408   | 306     | 27             |
| 1.01 to 1.50                                       | 9     | 24        | 21       | 20           | 7      | 40       | 30       | 17      | 89    | 49      | 2              |
| 1.51 or more                                       | 13    | 41        | 34       | 35           | 6      | 87       | 76       | 40      | 147   | 84      | 2              |
| Not reported                                       | ...   | 1         | 5        | 7            | 2      | 13       | 8        | 5       | 8     | 7       | ...            |
| <b>CONTRACT MONTHLY RENT</b>                       |       |           |          |              |        |          |          |         |       |         |                |
| Renter-occupied units                              |       |           |          |              |        |          |          |         |       |         |                |
| Less than \$10                                     | 4     | 25        | 5        | 5            | 3      | 41       | 35       | 3       | 12    | 57      | 4              |
| \$10 to \$14                                       | 3     | 13        | 8        | 5            | 2      | 9        | 6        | 15      | 28    | 13      | 3              |
| \$15 to \$19                                       | 2     | 8         | 7        | ...          | 2      | 2        | 5        | 1       | 18    | 5       | 1              |
| \$20 to \$29                                       | 2     | 9         | 4        | 2            | 1      | 1        | 1        | ...     | 36    | 1       | 1              |
| \$30 to \$39                                       | ...   | 1         | ...      | 2            | 3      | 2        | ...      | ...     | 24    | 2       | ...            |
| \$40 to \$49                                       | 1     | 1         | 2        | 1            | ...    | ...      | ...      | 1       | 1     | 1       | ...            |
| \$50 to \$74                                       | ...   | ...       | ...      | ...          | ...    | ...      | ...      | ...     | ...   | ...     | ...            |
| \$75 or more                                       | ...   | 1         | ...      | ...          | ...    | ...      | ...      | ...     | 3     | ...     | ...            |
| Rent free  | 11    | 26        | 6        | 8            | 3      | 60       | 36       | 31      | 49    | 33      | 4              |
| Not reported                                       | 7     | 3         | 12       | 25           | 5      | 32       | 19       | 35      | 20    | 16      | 1              |
| Median rent.....dollars                            | ...   | ...       | ...      | ...          | ...    | 6.21     | 6.36     | ...     | 20.21 | 6.43    | ...            |
| <b>GROSS MONTHLY RENT</b>                          |       |           |          |              |        |          |          |         |       |         |                |
| Renter-occupied units                              |       |           |          |              |        |          |          |         |       |         |                |
| Less than \$10                                     | 2     | 7         | 3        | 2            | 1      | 38       | 17       | 1       | 6     | 35      | ...            |
| \$10 to \$14                                       | 5     | 18        | 7        | 4            | 4      | 5        | 19       | 7       | 13    | 22      | ...            |
| \$15 to \$19                                       | ...   | 14        | 8        | 3            | ...    | 5        | 7        | 7       | 14    | 10      | 3              |
| \$20 to \$29                                       | 4     | 15        | 6        | 3            | 3      | 2        | 6        | 4       | 34    | 7       | 3              |
| \$30 to \$39                                       | ...   | 2         | 2        | ...          | 1      | 1        | ...      | ...     | 28    | 1       | ...            |
| \$40 to \$49                                       | 1     | 1         | ...      | 2            | 1      | 2        | ...      | 1       | 13    | ...     | ...            |
| \$50 to \$74                                       | ...   | ...       | ...      | 1            | ...    | ...      | ...      | ...     | 1     | ...     | ...            |
| \$75 or more                                       | ...   | ...       | ...      | ...          | ...    | ...      | ...      | ...     | 3     | ...     | ...            |
| Rent free or not reported                          | 18    | 30        | 18       | 33           | 9      | 94       | 55       | 66      | 79    | 53      | 6              |
| Median rent.....dollars                            | ...   | ...       | ...      | ...          | ...    | 6.47     | 11.34    | ...     | 27.00 | 10.07   | ...            |
| <b>VALUE OF ONE-DWELLING-UNIT STRUCTURES</b>       |       |           |          |              |        |          |          |         |       |         |                |
| Owner-occupied units <sup>1</sup>                  |       |           |          |              |        |          |          |         |       |         |                |
| Less than \$2,000                                  | 1     | 140       | 57       | 48           | 8      | 74       | 87       | 35      | 203   | 257     | 7              |
| \$2,000 to \$2,999                                 | ...   | 12        | 8        | 6            | 2      | 8        | 6        | 3       | 55    | 3       | 2              |
| \$3,000 to \$3,999                                 | 1     | 5         | 8        | ...          | 1      | 3        | 2        | 1       | 22    | 3       | 3              |
| \$4,000 to \$4,999                                 | 2     | 1         | 4        | ...          | ...    | 4        | 2        | ...     | 16    | 3       | ...            |
| \$5,000 to \$9,999                                 | 1     | 3         | 3        | ...          | 5      | 1        | 2        | ...     | 114   | 5       | 2              |
| \$10,000 or more                                   | 1     | ...       | ...      | 2            | ...    | ...      | ...      | 1       | 3     | ...     | ...            |
| Not reported                                       | 17    | 15        | 11       | 40           | 6      | 36       | 28       | 27      | 30    | 21      | 3              |
| Median value.....dollars                           | ...   | 1,100     | ...      | ...          | ...    | 1,166    | 1,088    | ...     | 2,014 | 1,055   | ...            |

<sup>1</sup> Restricted to 1-dwelling-unit properties.

Table 32.—OCCUPANCY CHARACTERISTICS, NUMBER OF ROOMS, CONDITION AND PLUMBING FACILITIES, AND NUMBER OF PERSONS IN RURAL-FARM DWELLING UNITS, FOR COUNTIES: 1950

[Percent not shown where less than 0.1; median and percent not shown where base is less than 100]

| Subject   | Adair | Alfalfa | Atoka | Beaver | Beckham | Blaine | Bryan | Caddo | Canadian | Carter | Cherokee | Choctaw | Cimarron | Cleveland | Coal  | Comanche | Cotton |  |
|---|-------|---------|-------|--------|---------|--------|-------|-------|----------|--------|----------|---------|----------|-----------|-------|----------|--------|--|
| <b>Total dwelling units</b> .....                       | 2,233 | 1,661   | 2,300 | 1,520  | 2,143   | 1,929  | 3,148 | 4,242 | 2,141    | 1,954  | 2,619    | 2,362   | 599      | 1,903     | 1,134 | 1,898    | 1,133  |  |
| <b>OCCUPANCY, TENURE, AND RACE</b>                      |       |         |       |        |         |        |       |       |          |        |          |         |          |           |       |          |        |  |
| Occupied dwelling units.....                            | 2,163 | 1,472   | 2,102 | 1,305  | 1,902   | 1,751  | 2,825 | 3,846 | 2,011    | 1,794  | 2,498    | 2,207   | 507      | 1,600     | 1,044 | 1,631    | 1,069  |  |
| Owner occupied.....                                     | 1,584 | 880     | 1,327 | 990    | 1,090   | 1,086  | 1,633 | 1,939 | 1,136    | 1,076  | 1,841    | 1,428   | 333      | 994       | 655   | 937      | 625    |  |
| Percent of total occupied.....                          | 73.2  | 59.8    | 63.1  | 75.9   | 57.3    | 62.0   | 57.8  | 50.4  | 56.5     | 60.0   | 73.7     | 64.7    | 65.7     | 62.1      | 62.7  | 57.4     | 58.5   |  |
| White.....  | 1,381 | 879     | 1,250 | 990    | 1,090   | 1,001  | 1,553 | 1,765 | 1,106    | 908    | 1,630    | 1,095   | 333      | 956       | 607   | 889      | 599    |  |
| Negro.....  | 1     | 1       | 27    | ...    | ...     | 44     | 33    | 17    | 16       | 154    | 24       | 289     | ...      | 17        | 17    | 1        | 1      |  |
| Other races.....  | 202   | ...     | 50    | ...    | ...     | 41     | 47    | 157   | 14       | 14     | 187      | 44      | ...      | 21        | 31    | 47       | 25     |  |
| Renter occupied.....                                    | 579   | 592     | 775   | 315    | 812     | 665    | 1,192 | 1,907 | 875      | 718    | 657      | 779     | 174      | 606       | 389   | 694      | 444    |  |
| White.....  | 467   | 592     | 724   | 315    | 811     | 614    | 1,127 | 1,819 | 863      | 651    | 578      | 596     | 174      | 595       | 355   | 669      | 439    |  |
| Negro.....  | 2     | ...     | 34    | ...    | 1       | 32     | 31    | 26    | 5        | 57     | 10       | 158     | ...      | 5         | 16    | 10       | 1      |  |
| Other races.....  | 110   | ...     | 17    | ...    | ...     | 19     | 34    | 62    | 7        | 10     | 69       | 25      | ...      | 6         | 18    | 15       | 4      |  |
| Nonresident dwelling units.....                         | 2     | 2       | ...   | ...    | 10      | 1      | 19    | 6     | 2        | 2      | 15       | 5       | 4        | 5         | 2     | ...      | 3      |  |
| Vacant dwelling units.....                              | 68    | 187     | 198   | 215    | 231     | 177    | 304   | 390   | 128      | 158    | 106      | 150     | 88       | 298       | 88    | 267      | 61     |  |
| Nonseasonal not dilapidated, for rent or sale.....      | 14    | 25      | 26    | 9      | 14      | 16     | 23    | 66    | 26       | 15     | 22       | 11      | 6        | 107       | 7     | 58       | 18     |  |
| Percent of total dwelling units.....                    | 0.6   | 1.5     | 1.1   | 0.6    | 0.7     | 0.8    | 0.7   | 1.6   | 1.2      | 0.8    | 0.8      | 0.5     | 1.0      | 5.6       | 0.6   | 3.1      | 1.6    |  |
| For rent.....   | 13    | 20      | 23    | 5      | 14      | 9      | 17    | 62    | 22       | 11     | 17       | 6       | 4        | 94        | 6     | 29       | 13     |  |
| For sale only.....                                      | 1     | 5       | 3     | 4      | ...     | 7      | 6     | 4     | 4        | 4      | 5        | 5       | 2        | 13        | 1     | 29       | 5      |  |
| Nonseasonal not dilapidated, not for rent or sale.....  | 23    | 94      | 42    | 77     | 54      | 90     | 62    | 87    | 58       | 35     | 20       | 22      | 35       | 68        | 16    | 62       | 17     |  |
| Nonseasonal dilapidated.....                            | 29    | 47      | 120   | 77     | 127     | 95     | 213   | 195   | 34       | 92     | 42       | 111     | 28       | 108       | 60    | 144      | 25     |  |
| Seasonal.....   | 2     | 21      | 10    | 52     | 36      | 16     | 6     | 42    | 10       | 16     | 22       | 6       | 19       | 15        | 5     | 3        | 1      |  |
| <b>NUMBER OF ROOMS</b>                                  |       |         |       |        |         |        |       |       |          |        |          |         |          |           |       |          |        |  |
| 1 room.....   | 58    | 8       | 59    | 25     | 23      | 35     | 46    | 61    | 18       | 31     | 82       | 47      | 5        | 68        | 8     | 16       | 8      |  |
| 2 rooms.....  | 337   | 34      | 325   | 102    | 147     | 105    | 263   | 367   | 80       | 154    | 426      | 294     | 49       | 158       | 105   | 122      | 37     |  |
| 3 rooms.....  | 455   | 105     | 596   | 124    | 324     | 239    | 587   | 859   | 219      | 414    | 633      | 492     | 75       | 323       | 270   | 360      | 143    |  |
| 4 rooms.....  | 672   | 315     | 750   | 332    | 719     | 478    | 1,127 | 1,223 | 524      | 681    | 823      | 851     | 136      | 553       | 405   | 599      | 309    |  |
| 5 rooms.....  | 358   | 416     | 310   | 367    | 433     | 411    | 574   | 761   | 510      | 381    | 326      | 397     | 126      | 380       | 185   | 385      | 286    |  |
| 6 rooms.....  | 193   | 379     | 151   | 309    | 259     | 335    | 269   | 512   | 401      | 180    | 183      | 199     | 92       | 248       | 102   | 235      | 206    |  |
| 7 rooms.....  | 46    | 166     | 28    | 108    | 85      | 146    | 60    | 169   | 162      | 39     | 31       | 42      | 55       | 85        | 19    | 79       | 59     |  |
| 8 rooms.....  | 27    | 102     | 7     | 65     | 23      | 87     | 25    | 81    | 100      | 7      | 7        | 14      | 25       | 32        | 5     | 31       | 26     |  |
| 9 rooms or more.....                                    | 12    | 87      | 5     | 40     | 17      | 61     | 15    | 50    | 57       | 13     | 9        | 9       | 20       | 30        | 4     | 18       | 10     |  |
| Not reported.....                                       | 75    | 49      | 69    | 48     | 113     | 32     | 182   | 159   | 70       | 54     | 99       | 57      | 16       | 26        | 31    | 53       | 49     |  |
| <b>CONDITION AND PLUMBING FACILITIES</b>                |       |         |       |        |         |        |       |       |          |        |          |         |          |           |       |          |        |  |
| <b>Total dwelling units</b> .....                       | 2,233 | 1,661   | 2,300 | 1,520  | 2,143   | 1,929  | 3,148 | 4,242 | 2,141    | 1,954  | 2,619    | 2,362   | 599      | 1,903     | 1,134 | 1,898    | 1,133  |  |
| Not dilapidated:  |       |         |       |        |         |        |       |       |          |        |          |         |          |           |       |          |        |  |
| With priv. toilet and bath, and hot running water.....  | 115   | 580     | 69    | 637    | 369     | 447    | 221   | 647   | 527      | 296    | 110      | 104     | 247      | 416       | 40    | 301      | 214    |  |
| With private toilet and bath, and only cold water.....  | 14    | 43      | 2     | 27     | 27      | 36     | 26    | 40    | 40       | 23     | 8        | 11      | 5        | 40        | 8     | 24       | 31     |  |
| With running water, lacking private toilet or bath..... | 180   | 284     | 96    | 290    | 297     | 297    | 339   | 487   | 406      | 175    | 117      | 126     | 132      | 256       | 61    | 317      | 215    |  |
| No running water.....                                   | 1,128 | 594     | 1,435 | 341    | 841     | 800    | 1,489 | 1,737 | 899      | 802    | 1,575    | 1,124   | 137      | 866       | 454   | 884      | 529    |  |
| Dilapidated:  |       |         |       |        |         |        |       |       |          |        |          |         |          |           |       |          |        |  |
| With priv. toilet and bath, and hot running water.....  | 4     | 2       | ...   | 3      | 4       | 6      | 1     | 20    | 10       | 8      | ...      | 1       | 2        | 4         | 1     | 1        | 4      |  |
| Lacking hot water, private toilet or bath.....          | 666   | 106     | 653   | 194    | 451     | 275    | 882   | 1,163 | 205      | 587    | 756      | 915     | 55       | 283       | 526   | 334      | 123    |  |
| Condition or plumbing facilities not reported.....      | 126   | 52      | 65    | 28     | 194     | 68     | 190   | 148   | 54       | 63     | 53       | 81      | 21       | 38        | 44    | 37       | 17     |  |
| Renter-occupied dwelling units.....                     | 579   | 592     | 775   | 315    | 812     | 665    | 1,192 | 1,907 | 875      | 718    | 657      | 779     | 174      | 606       | 389   | 694      | 444    |  |
| Not dilapidated:  |       |         |       |        |         |        |       |       |          |        |          |         |          |           |       |          |        |  |
| With priv. toilet and bath, and hot running water.....  | 6     | 168     | 5     | 54     | 76      | 25     | 114   | 141   | 63       | 8      | 6        | 51      | 74       | 6         | 40    | 37       | 7      |  |
| With private toilet and bath, and only cold water.....  | 1     | 16      | ...   | 4      | 3       | 9      | 7     | 12    | 14       | 7      | ...      | 2       | 1        | 13        | 1     | 5        | 5      |  |
| With running water, lacking private toilet or bath..... | 30    | 124     | 34    | 90     | 84      | 132    | 96    | 187   | 153      | 54     | 25       | 64      | 93       | 14        | 79    | 80       | 80     |  |
| No running water.....                                   | 245   | 236     | 444   | 82     | 383     | 330    | 605   | 889   | 453      | 306    | 339      | 298     | 42       | 321       | 127   | 419      | 244    |  |
| Dilapidated:  |       |         |       |        |         |        |       |       |          |        |          |         |          |           |       |          |        |  |
| With priv. toilet and bath, and hot running water.....  | 1     | 1       | ...   | 1      | 1       | ...    | 2     | 3     | 4        | ...    | ...      | ...     | ...      | 1         | 1     | ...      | 1      |  |
| Lacking hot water, private toilet or bath.....          | 238   | 28      | 286   | 40     | 211     | 93     | 415   | 638   | 107      | 256    | 271      | 395     | 10       | 90        | 227   | 131      | 70     |  |
| Condition or plumbing facilities not reported.....      | 58    | 19      | 26    | 5      | 76      | 25     | 44    | 65    | 24       | 28     | 14       | 49      | 6        | 14        | 13    | 18       | 7      |  |
| <b>NUMBER OF PERSONS</b>                                |       |         |       |        |         |        |       |       |          |        |          |         |          |           |       |          |        |  |
| <b>Total occupied dwelling units</b> .....              | 2,163 | 1,472   | 2,102 | 1,305  | 1,902   | 1,751  | 2,825 | 3,846 | 2,011    | 1,794  | 2,498    | 2,207   | 507      | 1,600     | 1,044 | 1,631    | 1,069  |  |
| 1 person.....   | 83    | 76      | 92    | 82     | 82      | 99     | 121   | 152   | 95       | 103    | 131      | 125     | 20       | 79        | 53    | 85       | 46     |  |
| 2 persons.....  | 497   | 452     | 470   | 305    | 445     | 469    | 669   | 872   | 549      | 526    | 492      | 549     | 126      | 449       | 244   | 419      | 289    |  |
| 3 persons.....  | 407   | 343     | 443   | 295    | 528     | 405    | 605   | 820   | 449      | 363    | 574      | 390     | 89       | 328       | 195   | 343      | 245    |  |
| 4 persons.....  | 362   | 304     | 370   | 313    | 283     | 349    | 534   | 761   | 422      | 289    | 371      | 344     | 119      | 270       | 201   | 336      | 212    |  |
| 5 persons.....  | 287   | 166     | 252   | 179    | 297     | 204    | 362   | 518   | 237      | 184    | 384      | 266     | 77       | 196       | 132   | 198      | 141    |  |
| 6 persons.....  | 191   | 73      | 185   | 72     | 97      | 122    | 225   | 311   | 132      | 144    | 175      | 193     | 34       | 124       | 89    | 121      | 68     |  |
| 7 persons.....  | 130   | 35      | 121   | 25     | 89      | 50     | 125   | 172   | 60       | 64     | 182      | 126     | 25       | 59        | 52    | 60       | 38     |  |
| 8 persons.....  | 89    | 13      | 70    | 16     | 29      | 21     | 74    | 108   | 32       | 46     | 71       | 83      | 9        | 40        | 31    | 33       | 16     |  |
| 9 persons.....  | 51    | 7       | 49    | 13     | 46      | 17     | 61    | 47    | 17       | 28     | 85       | 64      | 5        | 31        | 16    | 18       | 9      |  |
| 10 persons or more.....                                 | 66    | 3       | 50    | 5      | 6       | 15     | 49    | 85    | 18       | 47     | 33       | 67      | 3        | 24        | 31    | 18       | 5      |  |
| Median number of persons:                               |       |         |       |        |         |        |       |       |          |        |          |         |          |           |       |          |        |  |
| Total occupied dwelling units.....                      | 3.8   | 3.1     | 3.6   | 3.4    | 3.3     | 3.3    | 3.5   | 3.6   | 3.3      | 3.2    | 3.6      | 3.6     | 3.7      | 3.3       | 3.6   | 3.4      | 3.3    |  |
| Owner-occupied dwelling units.....                      | 3.5   | 2.9     | 3.5   | 3.3    | 3.0     | 3.0    | 3.3   | 3.3   | 3.0      | 3.0    | 3.5      | 3.4     | 3.5      | 3.0       | 3.3   | 3.2      | 3.0    |  |
| Renter-occupied dwelling units.....                     | 4.3   | 3.4     | 3.9   | 3.6    | 3.8     | 3.6    | 3.8   | 3.9   | 3.6      | 3.7    | 4.5      | 4.2     | 3.9      | 3.8       | 4.2   | 3.7      | 3.7    |  |
| <b>PERSONS PER ROOM</b>                                 |       |         |       |        |         |        |       |       |          |        |          |         |          |           |       |          |        |  |
| <b>Total occupied dwelling units</b> .....              | 2,163 | 1,472   | 2,102 | 1,305  | 1,902   | 1,751  | 2,825 | 3,846 | 2,011    | 1,794  | 2,498    | 2,207   | 507      | 1,600     | 1,044 | 1,631    | 1,069  |  |
| 0.75 or less.....                                       | 763   | 1,003   | 749   | 759    | 979     | 737    | 1,189 | 1,687 | 1,214    | 852    | 728      | 866     | 273      | 834       | 415   | 854      | 580    |  |
| 0.76 to 1.00.....                                       | 435   | 302     | 477   | 326    | 441     | 374    | 677   | 892   | 438      | 379    | 531      | 454     | 126      | 304       | 230   | 331      | 244    |  |
| 1.01 to 1.50.....                                       | 373   | 90      | 352   | 120    | 241     | 177    | 449   | 561   | 186      | 265    | 488      | 343     | 71       | 247       | 193   | 229      | 133    |  |
| 1.51 or more.....                                       | 527   | 36      | 477   | 65     | 183     | 477    | 409   | 574   | 122      | 258    | 656      | 491     | 25       | 204       | 184   | 173      | 66     |  |
| Not reported.....                                       | 65    | 41      | 47    | 35     | 58      | 16     | 101   | 132   | 51       | 40     | 95       | 53      | 12       | 11        | 22    | 44       | 46     |  |

HOUSING—GENERAL CHARACTERISTICS

Table 32.—OCCUPANCY CHARACTERISTICS, NUMBER OF ROOMS, CONDITION AND PLUMBING FACILITIES, AND NUMBER OF PERSONS IN RURAL-FARM DWELLING UNITS, FOR COUNTIES: 1950—Con.

[Percent not shown where less than 0.1; median and percent not shown where base is less than 100]

| Subject  | Creig | Crook | Custer | Dela-<br>ware | Doway | Ellis | Gar-<br>field | Garvin | Grady | Grant | Groer | Harmon | Harpur | Has-<br>kell | Hughes | Jack-<br>son | Jef-<br>ferson |  |
|--|-------|-------|--------|---------------|-------|-------|---------------|--------|-------|-------|-------|--------|--------|--------------|--------|--------------|----------------|--|
| Total dwelling units                                 | 2,167 | 3,126 | 1,954  | 2,910         | 1,626 | 1,143 | 2,490         | 2,431  | 3,402 | 2,056 | 1,597 | 1,302  | 820    | 1,851        | 2,225  | 2,153        | 1,305          |  |
| OCCUPANCY, TENURE, AND RACE                          |       |       |        |               |       |       |               |        |       |       |       |        |        |              |        |              |                |  |
| Occupied dwelling units                              | 1,946 | 2,685 | 1,753  | 2,567         | 1,333 | 1,014 | 2,187         | 2,304  | 3,072 | 1,731 | 1,342 | 1,113  | 695    | 1,755        | 1,985  | 1,784        | 1,143          |  |
| Owner occupied                                       | 1,389 | 1,289 | 1,189  | 2,014         | 926   | 773   | 1,247         | 1,256  | 1,676 | 1,022 | 752   | 618    | 467    | 1,027        | 1,063  | 947          | 579            |  |
| Percent of total occupied                            | 71.4  | 48.0  | 67.8   | 78.5          | 69.5  | 76.2  | 57.0          | 54.5   | 54.6  | 59.0  | 56.0  | 55.5   | 67.2   | 58.5         | 53.6   | 53.1         | 50.7           |  |
| White  | 1,327 | 1,052 | 1,169  | 1,824         | 917   | 773   | 1,241         | 1,192  | 1,659 | 1,020 | 752   | 614    | 467    | 957          | 916    | 945          | 575            |  |
| Negro  | 17    | 176   | 1      | 2             | ...   | ...   | 6             | 47     | 6     | 2     | ...   | ...    | ...    | 19           | 20     | 2            | ...            |  |
| Other races  | 45    | 61    | 19     | 188           | 9     | ...   | ...           | 17     | 11    | ...   | ...   | 4      | ...    | 51           | 127    | ...          | 4              |  |
| Renter occupied                                      | 557   | 1,396 | 564    | 553           | 407   | 241   | 940           | 1,048  | 1,396 | 709   | 590   | 495    | 228    | 728          | 922    | 837          | 564            |  |
| White  | 536   | 1,193 | 549    | 466           | 400   | 241   | 936           | 1,011  | 1,385 | 709   | 577   | 463    | 228    | 697          | 825    | 817          | 560            |  |
| Negro  | 7     | 183   | 1      | ...           | 1     | ...   | 4             | 34     | 7     | ...   | 12    | 32     | ...    | 8            | 57     | 20           | 1              |  |
| Other races  | 14    | 20    | 14     | 87            | 6     | ...   | ...           | 3      | 4     | ...   | 1     | ...    | ...    | 23           | 40     | ...          | 3              |  |
| Nonresident dwelling units                           | 38    | 3     | 2      | 42            | 5     | 1     | 2             | 3      | 16    | 2     | 4     | 4      | 5      | 7            | 3      | 3            | 1              |  |
| Vacant dwelling units                                | 183   | 438   | 199    | 301           | 288   | 128   | 301           | 124    | 314   | 323   | 251   | 185    | 120    | 89           | 237    | 366          | 161            |  |
| Nonsensational not dilapidated, for rent or sale     | 18    | 39    | 20     | 44            | 26    | 8     | 25            | 16     | 33    | 11    | 4     | 3      | 7      | 20           | 28     | 5            | 21             |  |
| Percent of total dwelling units                      | 0.8   | 1.2   | 1.0    | 1.3           | 1.6   | 0.7   | 1.0           | 0.7    | 1.0   | 0.5   | 0.3   | 0.2    | 0.9    | 1.1          | 1.3    | 0.2          | 1.6            |  |
| For rent only  | 10    | 34    | 19     | 29            | 24    | 5     | 17            | 11     | 26    | 8     | 1     | 2      | 4      | 15           | 17     | 3            | 9              |  |
| For sale only  | 8     | 5     | 1      | 15            | 2     | 3     | 8             | 5      | 7     | 3     | 3     | 1      | 3      | 5            | 11     | 2            | 12             |  |
| Nonsensational not dilapidated, not for rent or sale | 64    | 152   | 66     | 89            | 101   | 40    | 103           | 33     | 102   | 141   | 43    | 42     | 48     | 25           | 29     | 82           | 21             |  |
| Nonsensational dilapidated                           | 82    | 228   | 70     | 108           | 158   | 44    | 130           | 55     | 170   | 149   | 69    | 63     | 49     | 37           | 129    | 133          | 84             |  |
| Seasonal   | 19    | 19    | 43     | 60            | 3     | 36    | 43            | 20     | 9     | 22    | 137   | 77     | 16     | 7            | 51     | 146          | 35             |  |
| NUMBER OF ROOMS                                      |       |       |        |               |       |       |               |        |       |       |       |        |        |              |        |              |                |  |
| 1 room   | 64    | 53    | 15     | 107           | 25    | 8     | 13            | 30     | 28    | 11    | 21    | 25     | 11     | 11           | 13     | 21           | 11             |  |
| 2 rooms  | 170   | 279   | 104    | 429           | 142   | 62    | 40            | 184    | 260   | 44    | 120   | 101    | 62     | 164          | 140    | 150          | 85             |  |
| 3 rooms  | 327   | 575   | 209    | 569           | 192   | 113   | 136           | 429    | 547   | 93    | 235   | 178    | 64     | 397          | 420    | 254          | 199            |  |
| 4 rooms  | 686   | 951   | 540    | 852           | 427   | 328   | 447           | 892    | 1,084 | 390   | 482   | 361    | 187    | 770          | 825    | 617          | 460            |  |
| 5 rooms  | 440   | 667   | 456    | 475           | 348   | 258   | 632           | 491    | 741   | 483   | 323   | 237    | 192    | 229          | 421    | 440          | 275            |  |
| 6 rooms  | 243   | 360   | 329    | 265           | 242   | 193   | 563           | 241    | 437   | 460   | 242   | 151    | 138    | 154          | 247    | 367          | 141            |  |
| 7 rooms  | 83    | 73    | 120    | 60            | 80    | 80    | 258           | 56     | 107   | 230   | 79    | 46     | 60     | 30           | 49     | 111          | 43             |  |
| 8 rooms  | 45    | 42    | 77     | 37            | 39    | 49    | 173           | 23     | 61    | 154   | 23    | 16     | 32     | 5            | 18     | 29           | 14             |  |
| 9 rooms or more                                      | 37    | 25    | 60     | 20            | 30    | 24    | 94            | 13     | 32    | 116   | 26    | 18     | 38     | 6            | 12     | 14           | 10             |  |
| Not reported   | 72    | 101   | 44     | 96            | 101   | 28    | 134           | 72     | 105   | 75    | 46    | 169    | 36     | 85           | 80     | 150          | 67             |  |
| CONDITION AND PLUMBING FACILITIES                    |       |       |        |               |       |       |               |        |       |       |       |        |        |              |        |              |                |  |
| Total dwelling units                                 | 2,167 | 3,126 | 1,954  | 2,910         | 1,626 | 1,143 | 2,490         | 2,431  | 3,402 | 2,056 | 1,597 | 1,302  | 820    | 1,851        | 2,225  | 2,153        | 1,305          |  |
| Not dilapidated:                                     |       |       |        |               |       |       |               |        |       |       |       |        |        |              |        |              |                |  |
| With priv. toilet and bath, and hot running water    | 223   | 405   | 310    | 290           | 229   | 328   | 670           | 325    | 573   | 502   | 219   | 174    | 246    | 87           | 180    | 350          | 165            |  |
| With private toilet and bath, and only cold water    | 16    | 23    | 42     | 33            | 31    | 38    | 63            | 16     | 37    | 33    | 23    | 19     | 13     | 6            | 7      | 35           | 27             |  |
| With running water, lacking private toilet or bath   | 200   | 293   | 296    | 236           | 203   | 210   | 502           | 244    | 389   | 389   | 235   | 218    | 96     | 43           | 138    | 322          | 238            |  |
| No running water                                     | 1,245 | 1,582 | 990    | 1,461         | 674   | 421   | 908           | 1,060  | 1,334 | 811   | 742   | 568    | 274    | 1,173        | 885    | 869          | 444            |  |
| Dilapidated:   |       |       |        |               |       |       |               |        |       |       |       |        |        |              |        |              |                |  |
| With priv. toilet and bath, and hot running water    | 3     | 10    | 2      | 3             | 6     | 1     | 6             | 8      | 7     | 3     | 6     | 3      | 8      | 2            | 4      | 3            | 3              |  |
| Lacking hot water, private toilet or bath            | 421   | 653   | 255    | 737           | 437   | 115   | 234           | 639    | 897   | 221   | 321   | 142    | 141    | 487          | 924    | 427          | 368            |  |
| Condition or plumbing facilities not reported        | 59    | 160   | 59     | 150           | 46    | 30    | 107           | 139    | 165   | 97    | 51    | 178    | 42     | 53           | 87     | 147          | 60             |  |
| Renter-occupied dwelling units                       | 557   | 1,396 | 564    | 553           | 407   | 241   | 940           | 1,048  | 1,396 | 709   | 590   | 495    | 228    | 728          | 922    | 837          | 564            |  |
| Not dilapidated:                                     |       |       |        |               |       |       |               |        |       |       |       |        |        |              |        |              |                |  |
| With priv. toilet and bath, and hot running water    | 19    | 175   | 56     | 37            | 32    | 41    | 186           | 57     | 115   | 130   | 35    | 22     | 53     | 8            | 30     | 47           | 32             |  |
| With private toilet and bath, and only cold water    | 4     | 7     | 10     | 6             | 6     | 7     | 20            | 4      | 13    | 11    | 5     | 3      | 4      | 2            | 3      | 8            | 9              |  |
| With running water, lacking private toilet or bath   | 39    | 122   | 76     | 32            | 43    | 59    | 233           | 84     | 118   | 141   | 79    | 96     | 29     | 13           | 30     | 130          | 90             |  |
| No running water                                     | 342   | 742   | 327    | 265           | 183   | 103   | 413           | 489    | 611   | 347   | 341   | 253    | 91     | 431          | 366    | 446          | 220            |  |
| Dilapidated:   |       |       |        |               |       |       |               |        |       |       |       |        |        |              |        |              |                |  |
| With priv. toilet and bath, and hot running water    | 2     | 5     | 1      | 1             | ...   | ...   | 2             | 1      | 1     | ...   | 1     | 2      | 2      | ...          | 1      | 1            | 1              |  |
| Lacking hot water, private toilet or bath            | 133   | 278   | 86     | 186           | 124   | 26    | 59            | 349    | 461   | 37    | 111   | 76     | 32     | 252          | 465    | 184          | 190            |  |
| Condition or plumbing facilities not reported        | 18    | 67    | 8      | 26            | 19    | 5     | 27            | 64     | 77    | 43    | 18    | 43     | 17     | 22           | 27     | 21           | 22             |  |
| NUMBER OF PERSONS                                    |       |       |        |               |       |       |               |        |       |       |       |        |        |              |        |              |                |  |
| Total occupied dwelling units                        | 1,946 | 2,685 | 1,753  | 2,567         | 1,333 | 1,014 | 2,187         | 2,304  | 3,072 | 1,731 | 1,342 | 1,113  | 695    | 1,755        | 1,985  | 1,784        | 1,143          |  |
| 1 person   | 106   | 163   | 66     | 148           | 62    | 51    | 113           | 102    | 138   | 103   | 64    | 39     | 43     | 68           | 63     | 75           | 47             |  |
| 2 persons  | 544   | 691   | 484    | 747           | 322   | 268   | 661           | 552    | 826   | 571   | 364   | 286    | 179    | 321          | 450    | 513          | 293            |  |
| 3 persons  | 430   | 502   | 407    | 521           | 294   | 199   | 517           | 474    | 664   | 385   | 304   | 268    | 156    | 366          | 360    | 412          | 265            |  |
| 4 persons  | 350   | 459   | 361    | 399           | 274   | 218   | 452           | 447    | 585   | 320   | 295   | 211    | 122    | 315          | 391    | 370          | 220            |  |
| 5 persons  | 244   | 295   | 216    | 265           | 187   | 137   | 239           | 304    | 366   | 180   | 153   | 135    | 98     | 262          | 251    | 199          | 134            |  |
| 6 persons  | 124   | 211   | 109    | 200           | 103   | 78    | 107           | 180    | 214   | 99    | 71    | 88     | 49     | 164          | 194    | 101          | 80             |  |
| 7 persons  | 73    | 138   | 57     | 127           | 43    | 42    | 65            | 112    | 138   | 39    | 45    | 31     | 21     | 106          | 100    | 53           | 44             |  |
| 8 persons  | 33    | 94    | 29     | 79            | 26    | 12    | 17            | 52     | 61    | 21    | 24    | 28     | 13     | 68           | 79     | 32           | 31             |  |
| 9 persons  | 19    | 61    | 15     | 36            | 9     | 5     | 8             | 41     | 40    | 9     | 13    | 14     | 8      | 38           | 44     | 12           | 15             |  |
| 10 persons or more                                   | 23    | 71    | 9      | 45            | 13    | 4     | 8             | 40     | 40    | 4     | 9     | 13     | 6      | 47           | 53     | 17           | 14             |  |
| Median number of persons:                            |       |       |        |               |       |       |               |        |       |       |       |        |        |              |        |              |                |  |
| Total occupied dwelling units                        | 3.3   | 3.5   | 3.3    | 3.2           | 3.5   | 3.4   | 3.1           | 3.6    | 3.4   | 3.0   | 3.3   | 3.4    | 3.3    | 3.9          | 3.8    | 3.2          | 3.4            |  |
| Owner-occupied dwelling units                        | 3.2   | 3.2   | 3.2    | 3.2           | 3.3   | 3.3   | 2.9           | 3.3    | 3.0   | 2.7   | 3.0   | 3.1    | 3.1    | 3.7          | 3.4    | 2.9          | 3.0            |  |
| Renter-occupied dwelling units                       | 3.4   | 3.7   | 3.5    | 3.6           | 3.8   | 3.9   | 3.4           | 3.9    | 3.8   | 3.4   | 3.7   | 3.7    | 3.6    | 4.2          | 4.2    | 3.7          | 3.8            |  |
| PERSONS PER ROOM                                     |       |       |        |               |       |       |               |        |       |       |       |        |        |              |        |              |                |  |
| Total occupied dwelling units                        | 1,946 | 2,685 | 1,753  | 2,567         | 1,333 | 1,014 | 2,187         | 2,304  | 3,072 | 1,731 | 1,342 | 1,113  | 695    | 1,755        | 1,985  | 1,784        | 1,143          |  |
| 0.75 or less   | 999   | 1,230 | 1,017  | 1,178         | 663   | 571   | 1,528         | 1,012  | 1,007 | 1,241 | 751   | 517    | 413    | 588          | 828    | 1,011        | 565            |  |
| 0.76 to 1.00   | 432   | 385   | 572    | 508           | 316   | 242   | 419           | 527    | 697   | 319   | 295   | 239    | 159    | 375          | 442    | 393          | 239            |  |
| 1.01 to 1.50   | 271   | 387   | 212    | 365           | 164   | 121   | 151           | 384    | 697   | 107   | 151   | 146    | 61     | 354          | 334    | 205          | 166            |  |
| 1.51 or more   | 192   | 425   | 108    | 465           | 105   | 59    | 49            | 323    | 603   | 34    | 112   | 123    | 41     | 367          | 324    | 136          | 115            |  |
| Not reported   | 52    | 71    | 31     | 51            | 85    | 21    | 40            | 58     | 68    | 30    | 33    | 92     | 21     | 71           | 57     | 39           | 28             |  |

Table 32.—OCCUPANCY CHARACTERISTICS, NUMBER OF ROOMS, CONDITION AND PLUMBING FACILITIES, AND NUMBER OF PERSONS IN RURAL-FARM DWELLING UNITS, FOR COUNTIES: 1950—Con.

[Percent not shown where less than 0.1; median and percent not shown where base is less than 100]

| Subject  | Johns-ton | Kay   | King-fisher | Klowa | Latimer | Le Flore | Lincoln | Logan | Love  | McClain | Mc-cur-tain | Mc-Intosh | Major | Mar-shall | Mayes | Murray | Mus-ko-gee |  |
|--|-----------|-------|-------------|-------|---------|----------|---------|-------|-------|---------|-------------|-----------|-------|-----------|-------|--------|------------|--|
| Total dwelling units                               | 1,423     | 2,357 | 2,053       | 2,471 | 1,356   | 3,065    | 3,235   | 2,238 | 1,326 | 1,978   | 3,967       | 2,579     | 1,893 | 845       | 2,618 | 880    | 3,342      |  |
| OCCUPANCY, TENURE, AND RACE                        |           |       |             |       |         |          |         |       |       |         |             |           |       |           |       |        |            |  |
| Occupied dwelling units                            | 1,217     | 2,126 | 1,885       | 2,008 | 1,244   | 2,797    | 2,805   | 1,825 | 1,204 | 1,760   | 3,696       | 2,264     | 1,718 | 774       | 2,389 | 766    | 3,057      |  |
| Owner occupied                                     | 794       | 1,220 | 1,160       | 1,146 | 852     | 1,976    | 1,751   | 1,045 | 677   | 891     | 2,481       | 1,119     | 1,112 | 483       | 1,812 | 484    | 1,806      |  |
| Percent of total occupied                          | 65.2      | 57.4  | 61.5        | 57.1  | 68.5    | 70.6     | 62.4    | 57.3  | 56.2  | 50.6    | 67.1        | 49.4      | 64.7  | 62.4      | 75.8  | 63.2   | 58.9       |  |
| White  | 729       | 1,190 | 1,060       | 1,055 | 800     | 1,860    | 1,655   | 928   | 642   | 850     | 1,984       | 851       | 1,110 | 460       | 1,678 | 463    | 1,406      |  |
| Negro  | 19        | ...   | 93          | 5     | 5       | 46       | 79      | 117   | 23    | 22      | 326         | 164       | ...   | ...       | 17    | 5      | 335        |  |
| Other races  | 46        | 30    | 7           | 76    | 47      | 70       | 17      | ...   | 12    | 19      | 171         | 104       | ...   | 23        | 120   | 16     | 65         |  |
| Renter occupied                                    | 423       | 906   | 725         | 852   | 392     | 821      | 1,054   | 780   | 527   | 869     | 1,215       | 1,145     | 606   | 291       | 577   | 282    | 1,261      |  |
| White  | 398       | 867   | 674         | 823   | 358     | 792      | 952     | 650   | 491   | 855     | 842         | 911       | 602   | 279       | 512   | 277    | 953        |  |
| Negro  | 5         | ...   | 50          | 11    | 2       | 8        | 94      | 129   | 31    | 12      | 304         | 168       | 4     | ...       | 10    | 2      | 278        |  |
| Other races  | 20        | 39    | 1           | 28    | 32      | 21       | 8       | 1     | 5     | 2       | 69          | 66        | ...   | 12        | 55    | 3      | 30         |  |
| Nonresident dwelling units                         | 5         | 2     | 2           | 1     | 11      | 4        | 18      | 18    | 11    | 5       | 7           | 3         | 2     | 1         | 1     | 7      | 6          |  |
| Vacant dwelling units                              | 201       | 229   | 166         | 462   | 101     | 264      | 412     | 395   | 111   | 213     | 264         | 312       | 173   | 70        | 228   | 107    | 269        |  |
| Nonseasonal not dilapidated, for rent or sale      | 20        | 23    | 6           | 30    | 28      | 35       | 32      | 57    | 15    | 17      | 29          | 10        | 14    | 13        | 35    | 12     | 27         |  |
| Percent of total dwelling units                    | 1.4       | 1.0   | 0.3         | 1.2   | 2.1     | 1.8      | 1.0     | 2.5   | 1.1   | 0.9     | 0.7         | 0.4       | 0.7   | 1.5       | 1.3   | 1.4    | 0.8        |  |
| For rent   | 6         | 14    | 5           | 24    | 21      | 43       | 23      | 46    | 11    | 15      | 19          | 7         | 12    | 12        | 25    | 8      | 13         |  |
| For sale only                                      | 14        | 9     | 1           | 6     | 7       | 12       | 9       | 11    | 4     | 2       | 10          | 3         | 2     | 1         | 10    | 4      | 14         |  |
| Nonseasonal not dilapidated, not for rent or sale  | 39        | 64    | 47          | 83    | 19      | 45       | 120     | 99    | 44    | 46      | 70          | 62        | 62    | 25        | 71    | 33     | 76         |  |
| Nonseasonal dilapidated                            | 96        | 115   | 109         | 324   | 54      | 149      | 241     | 228   | 49    | 138     | 149         | 184       | 79    | 25        | 104   | 60     | 142        |  |
| Seasonal   | 46        | 27    | 4           | 25    | ...     | 14       | 19      | 11    | 3     | 12      | 16          | 96        | 18    | 7         | 18    | 2      | 24         |  |
| NUMBER OF ROOMS                                    |           |       |             |       |         |          |         |       |       |         |             |           |       |           |       |        |            |  |
| 1 room   | 43        | 21    | 18          | 27    | 22      | 38       | 22      | 19    | 29    | 19      | 66          | 51        | 36    | 13        | 58    | 19     | 36         |  |
| 2 rooms  | 139       | 68    | 76          | 160   | 121     | 226      | 173     | 97    | 168   | 151     | 411         | 287       | 129   | 56        | 329   | 38     | 323        |  |
| 3 rooms  | 260       | 196   | 166         | 362   | 252     | 499      | 494     | 263   | 295   | 382     | 856         | 606       | 215   | 152       | 440   | 151    | 596        |  |
| 4 rooms  | 511       | 453   | 455         | 696   | 497     | 1,198    | 920     | 501   | 463   | 698     | 1,448       | 986       | 497   | 295       | 832   | 304    | 1,153      |  |
| 5 rooms  | 257       | 597   | 463         | 563   | 250     | 559      | 708     | 494   | 205   | 354     | 629         | 337       | 376   | 191       | 424   | 144    | 586        |  |
| 6 rooms  | 113       | 471   | 434         | 375   | 116     | 308      | 493     | 383   | 76    | 217     | 345         | 182       | 304   | 73        | 312   | 83     | 365        |  |
| 7 rooms  | 36        | 200   | 209         | 184   | 31      | 62       | 163     | 161   | 19    | 50      | 51          | 33        | 153   | 17        | 67    | 28     | 85         |  |
| 8 rooms  | 13        | 131   | 135         | 49    | 9       | 21       | 82      | 101   | 9     | 13      | 22          | 21        | 95    | 9         | 37    | 3      | 42         |  |
| 9 rooms or more                                    | 5         | 105   | 73          | 31    | 5       | 15       | 46      | 60    | 4     | 14      | 11          | 9         | 67    | 3         | 18    | 4      | 32         |  |
| Not reported                                       | 46        | 106   | 24          | 84    | 53      | 139      | 134     | 159   | 58    | 80      | 128         | 67        | 36    | 101       | 56    | 124    | 174        |  |
| CONDITION AND PLUMBING FACILITIES                  |           |       |             |       |         |          |         |       |       |         |             |           |       |           |       |        |            |  |
| Total dwelling units                               | 1,423     | 2,357 | 2,053       | 2,471 | 1,356   | 3,065    | 3,235   | 2,238 | 1,326 | 1,978   | 3,967       | 2,579     | 1,893 | 845       | 2,618 | 880    | 3,342      |  |
| Not dilapidated:                                   |           |       |             |       |         |          |         |       |       |         |             |           |       |           |       |        |            |  |
| With priv. toilet and bath, and hot running water  | 114       | 586   | 625         | 508   | 61      | 136      | 291     | 331   | 116   | 259     | 127         | 72        | 390   | 154       | 292   | 103    | 303        |  |
| With private toilet and bath, and only cold water  | 14        | 38    | 56          | 31    | 3       | 10       | 44      | 27    | 19    | 12      | 9           | 5         | 39    | 4         | 32    | 25     | 26         |  |
| With running water, lacking private toilet or bath | 129       | 334   | 383         | 300   | 65      | 173      | 308     | 274   | 177   | 193     | 177         | 96        | 342   | 124       | 269   | 86     | 240        |  |
| No running water                                   | 694       | 906   | 646         | 907   | 757     | 1,650    | 1,508   | 939   | 788   | 665     | 1,884       | 1,222     | 908   | 413       | 1,443 | 443    | 1,608      |  |
| Dilapidated:                                       |           |       |             |       |         |          |         |       |       |         |             |           |       |           |       |        |            |  |
| With priv. toilet and bath, and hot running water  | 3         | 18    | 4           | 6     | 6       | 3        | 8       | 6     | ...   | 7       | 3           | ...       | 1     | 1         | 5     | 4      | 14         |  |
| Lacking hot water, private toilet or bath          | 407       | 381   | 306         | 607   | 413     | 925      | 893     | 507   | 176   | 746     | 1,638       | 1,026     | 165   | 110       | 488   | 150    | 953        |  |
| Condition or plumbing facilities not reported      | 62        | 94    | 33          | 112   | 51      | 168      | 183     | 154   | 50    | 96      | 129         | 158       | 88    | 39        | 89    | 69     | 198        |  |
| Renter-occupied dwelling units                     | 423       | 906   | 725         | 862   | 392     | 821      | 1,054   | 780   | 527   | 869     | 1,215       | 1,145     | 606   | 291       | 577   | 282    | 1,261      |  |
| Not dilapidated:                                   |           |       |             |       |         |          |         |       |       |         |             |           |       |           |       |        |            |  |
| With priv. toilet and bath, and hot running water  | 25        | 154   | 149         | 82    | 4       | 10       | 48      | 76    | 16    | 51      | 7           | 9         | 60    | 62        | 31    | 14     | 44         |  |
| With private toilet and bath, and only cold water  | 2         | 18    | 11          | ...   | 2       | 10       | 10      | 4     | 3     | ...     | 3           | 15        | 1     | 5         | 8     | 9      | 9          |  |
| With running water, lacking private toilet or bath | 39        | 136   | 145         | 110   | 9       | 22       | 85      | 90    | 61    | 66      | 34          | 31        | 108   | 36        | 46    | 31     | 68         |  |
| No running water                                   | 192       | 403   | 297         | 429   | 177     | 344      | 488     | 372   | 345   | 303     | 930         | 492       | 395   | 137       | 312   | 161    | 594        |  |
| Dilapidated:                                       |           |       |             |       |         |          |         |       |       |         |             |           |       |           |       |        |            |  |
| With priv. toilet and bath, and hot running water  | ...       | 3     | 1           | 1     | 1       | 1        | 1       | 2     | ...   | ...     | 1           | ...       | ...   | 1         | 1     | 2      | 1          |  |
| Lacking hot water, private toilet or bath          | 145       | 149   | 95          | 193   | 185     | 361      | 377     | 196   | 86    | 380     | 601         | 519       | 39    | 42        | 165   | 50     | 457        |  |
| Condition or plumbing facilities not reported      | 20        | 43    | 20          | 36    | 16      | 81       | 45      | 34    | 15    | 66      | 42          | 91        | 29    | 17        | 17    | 16     | 88         |  |
| NUMBER OF PERSONS                                  |           |       |             |       |         |          |         |       |       |         |             |           |       |           |       |        |            |  |
| Total occupied dwelling units                      | 1,217     | 2,126 | 1,885       | 2,008 | 1,244   | 2,797    | 2,805   | 1,825 | 1,204 | 1,760   | 3,696       | 2,264     | 1,718 | 774       | 2,389 | 766    | 3,057      |  |
| 1 person   | 53        | 121   | 97          | 77    | 70      | 123      | 182     | 151   | 68    | 65      | 179         | 104       | 107   | 25        | 147   | 41     | 135        |  |
| 2 persons  | 317       | 646   | 553         | 490   | 291     | 634      | 777     | 531   | 271   | 431     | 812         | 446       | 407   | 203       | 613   | 213    | 680        |  |
| 3 persons  | 228       | 438   | 404         | 491   | 254     | 552      | 587     | 373   | 232   | 334     | 704         | 406       | 404   | 174       | 473   | 152    | 609        |  |
| 4 persons  | 227       | 413   | 365         | 420   | 204     | 512      | 457     | 294   | 249   | 359     | 616         | 405       | 351   | 163       | 441   | 150    | 507        |  |
| 5 persons  | 146       | 245   | 223         | 237   | 158     | 359      | 312     | 211   | 149   | 225     | 483         | 304       | 213   | 104       | 290   | 79     | 349        |  |
| 6 persons  | 90        | 142   | 110         | 135   | 115     | 250      | 204     | 135   | 98    | 148     | 340         | 234       | 127   | 90        | 155   | 55     | 272        |  |
| 7 persons  | 61        | 62    | 64          | 79    | 62      | 171      | 119     | 58    | 56    | 83      | 205         | 146       | 88    | 33        | 15    | 71     | 138        |  |
| 8 persons  | 44        | 26    | 33          | 43    | 51      | 99       | 75      | 27    | 40    | 49      | 148         | 88        | 33    | 15        | 71    | 19     | 138        |  |
| 9 persons  | 26        | 17    | 11          | 18    | 25      | 49       | 37      | 18    | 25    | 37      | 99          | 57        | 11    | 6         | 43    | 17     | 79         |  |
| 10 persons or more                                 | 25        | 16    | 25          | 18    | 14      | 48       | 55      | 27    | 16    | 29      | 110         | 74        | 15    | 6         | 42    | 8      | 93         |  |
| Median number of persons:                          |           |       |             |       |         |          |         |       |       |         |             |           |       |           |       |        |            |  |
| Total occupied dwelling units                      | 3.5       | 3.2   | 3.2         | 3.4   | 3.5     | 3.7      | 3.3     | 3.1   | 3.6   | 3.6     | 3.7         | 3.9       | 3.4   | 3.4       | 3.4   | 3.3    | 3.7        |  |
| Owner-occupied dwelling units                      | 3.3       | 2.8   | 3.0         | 3.2   | 3.4     | 3.5      | 3.0     | 2.7   | 3.4   | 3.2     | 3.6         | 3.6       | 3.2   | 3.2       | 3.3   | 3.2    | 3.4        |  |
| Renter-occupied dwelling units                     | 4.0       | 3.6   | 3.5         | 3.7   | 3.9     | 4.1      | 3.8     | 3.6   | 3.9   | 4.1     | 4.0         | 4.2       | 3.5   | 3.8       | 3.8   | 3.7    | 4.2        |  |
| PERSONS PER ROOM                                   |           |       |             |       |         |          |         |       |       |         |             |           |       |           |       |        |            |  |
| Total occupied dwelling units                      | 1,217     | 2,126 | 1,885       | 2,008 | 1,244   | 2,797    | 2,805   | 1,825 | 1,204 | 1,760   | 3,696       | 2,264     | 1,718 | 774       | 2,389 | 766    | 3,057      |  |
| 0.75 or less                                       | 511       | 1,358 | 1,223       | 1,080 | 522     | 1,160    | 1,500   | 1,105 | 456   | 750     | 1,413       | 809       | 974   | 360       | 1,066 | 353    | 1,273      |  |
| 0.75 to 1.00                                       | 269       | 426   | 398         | 460   | 253     | 640      | 575     | 345   | 277   | 426     | 777         | 490       | 372   | 182       | 545   | 171    | 627        |  |
| 1.01 to 1.50                                       | 184       | 177   | 159         | 271   | 223     | 456      | 383     | 201   | 202   | 279     | 634         | 408       | 200   | 98        | 334   | 121    | 497        |  |
| 1.51 or more                                       | 220       | 101   | 86          | 161   | 206     | 431      | 280     | 110   | 224   | 243     | 775         | 522       | 131   | 108       | 368   | 88     | 584        |  |
| Not reported                                       | 33        | 64    | 19          | 36    | 40      | 110      | 67      | 64    | 45    | 62      | 97          | 35        | 41    | 26        | 76    | 33     | 86         |  |

## HOUSING—GENERAL CHARACTERISTICS

Table 32.—OCCUPANCY CHARACTERISTICS, NUMBER OF ROOMS, CONDITION AND PLUMBING FACILITIES, AND NUMBER OF PERSONS IN RURAL-FARM DWELLING UNITS, FOR COUNTIES: 1950—Con.

(Percent not shown where less than 0.1; median and percent not shown where base is less than 100)

| Subject   | Noble | Nowata | Oklfuskee | Oklahoma | Oklmulgee | Oonge | Ottawa | Pawnee | Payno | Pittsburg | Pontotoc | Pottawatomie | Pushmataha |
|---|-------|--------|-----------|----------|-----------|-------|--------|--------|-------|-----------|----------|--------------|------------|
| Total dwelling units.....                               | 1,568 | 1,350  | 2,090     | 2,971    | 2,335     | 2,482 | 2,017  | 1,692  | 2,350 | 2,873     | 2,105    | 3,139        | 1,802      |
| OCCUPANCY, TENURE, AND RACE                             |       |        |           |          |           |       |        |        |       |           |          |              |            |
| Occupied dwelling units.....                            | 1,340 | 1,190  | 1,785     | 2,586    | 2,158     | 2,055 | 1,811  | 1,482  | 2,033 | 2,537     | 1,973    | 2,679        | 1,635      |
| Owner occupied.....                                     | 742   | 892    | 934       | 1,616    | 1,196     | 1,006 | 1,310  | 940    | 1,307 | 1,565     | 1,317    | 1,750        | 1,162      |
| Percent of total occupied.....                          | 55.4  | 75.0   | 52.3      | 62.5     | 55.4      | 49.0  | 72.3   | 63.4   | 64.3  | 61.7      | 66.8     | 65.3         | 71.1       |
| White.....  | 709   | 829    | 605       | 1,506    | 866       | 934   | 1,259  | 902    | 1,288 | 1,475     | 1,279    | 1,642        | 1,087      |
| Negro.....  | 4     | 54     | 200       | 107      | 245       | ...   | 2      | 7      | 10    | 48        | 10       | 44           | 18         |
| Other races.....  | 29    | 9      | 129       | 3        | 85        | 72    | 49     | 31     | 9     | 42        | 28       | 64           | 57         |
| Renter occupied.....                                    | 598   | 298    | 851       | 970      | 962       | 1,049 | 501    | 542    | 726   | 972       | 656      | 929          | 473        |
| White.....  | 581   | 276    | 578       | 895      | 627       | 1,010 | 472    | 514    | 707   | 927       | 627      | 876          | 452        |
| Negro.....  | 11    | 20     | 222       | 70       | 306       | 8     | 2      | 22     | 15    | 22        | 10       | 15           | ...        |
| Other races.....  | 6     | 2      | 51        | 5        | 29        | 31    | 27     | 6      | 4     | 23        | 19       | 38           | 21         |
| Nonresident dwelling units.....                         | 2     | 7      | 7         | 50       | 2         | 13    | 2      | ...    | 3     | 4         | 1        | 10           | 4          |
| Vacant dwelling units.....                              | 226   | 153    | 298       | 335      | 175       | 414   | 204    | 210    | 314   | 332       | 131      | 450          | 163        |
| Nonseasonal not dilapidated, for rent or sale.....      | 29    | 13     | 11        | 171      | 29        | 69    | 55     | 14     | 37    | 47        | 27       | 66           | 9          |
| Percent of total dwelling units.....                    | 1.8   | 1.0    | 0.5       | 5.8      | 1.2       | 2.8   | 2.7    | 0.8    | 1.6   | 1.6       | 1.3      | 2.1          | 0.5        |
| For rent.....   | 23    | 6      | 8         | 78       | 19        | 46    | 39     | 8      | 30    | 35        | 19       | 50           | 6          |
| For sale only.....                                      | 6     | 7      | 3         | 93       | 10        | 23    | 16     | 6      | 7     | 12        | 8        | 16           | 3          |
| Nonseasonal not dilapidated, not for rent or sale.....  | 67    | 42     | 55        | 71       | 38        | 164   | 62     | 47     | 91    | 42        | 47       | 163          | 48         |
| Nonseasonal dilapidated.....                            | 97    | 70     | 185       | 75       | 102       | 160   | 72     | 134    | 148   | 211       | 45       | 199          | 84         |
| Seasonal.....   | 33    | 28     | 47        | 18       | 6         | 21    | 15     | 15     | 38    | 32        | 12       | 22           | 22         |
| NUMBER OF ROOMS   |       |        |           |          |           |       |        |        |       |           |          |              |            |
| 1 room.....   | 25    | 20     | 23        | 55       | 37        | 54    | 38     | 27     | 37    | 44        | 10       | 60           | 44         |
| 2 rooms.....  | 49    | 105    | 197       | 212      | 140       | 180   | 155    | 93     | 138   | 262       | 130      | 188          | 180        |
| 3 rooms.....  | 138   | 190    | 448       | 413      | 367       | 347   | 350    | 230    | 262   | 561       | 423      | 561          | 370        |
| 4 rooms.....  | 373   | 410    | 673       | 812      | 785       | 700   | 624    | 454    | 589   | 1,080     | 726      | 951          | 656        |
| 5 rooms.....  | 401   | 276    | 325       | 655      | 510       | 508   | 375    | 355    | 579   | 506       | 437      | 678          | 311        |
| 6 rooms.....  | 287   | 185    | 246       | 432      | 325       | 334   | 246    | 216    | 373   | 268       | 229      | 386          | 159        |
| 7 rooms.....  | 139   | 60     | 55        | 165      | 65        | 125   | 97     | 96     | 141   | 57        | 63       | 121          | 29         |
| 8 rooms.....  | 96    | 29     | 37        | 66       | 32        | 78    | 47     | 44     | 59    | 16        | 13       | 55           | 8          |
| 9 rooms or more.....                                    | 40    | 20     | 18        | 40       | 18        | 85    | 42     | 28     | 33    | 16        | 18       | 21           | 7          |
| Not reported.....                                       | 24    | 55     | 68        | 121      | 56        | 71    | 43     | 149    | 139   | 63        | 56       | 118          | 38         |
| CONDITION AND PLUMBING FACILITIES                       |       |        |           |          |           |       |        |        |       |           |          |              |            |
| Total dwelling units.....                               | 1,568 | 1,350  | 2,090     | 2,971    | 2,335     | 2,482 | 2,017  | 1,692  | 2,350 | 2,873     | 2,105    | 3,139        | 1,802      |
| Not dilapidated:  |       |        |           |          |           |       |        |        |       |           |          |              |            |
| With priv. toilet and bath, and hot running water.....  | 225   | 167    | 115       | 1,085    | 196       | 632   | 267    | 175    | 383   | 116       | 294      | 465          | 35         |
| With private toilet and bath, and only cold water.....  | 14    | 17     | 12        | 53       | 20        | 56    | 31     | 14     | 25    | 43        | 40       | 36           | 10         |
| With running water, lacking private toilet or bath..... | 200   | 113    | 128       | 341      | 178       | 278   | 249    | 192    | 276   | 183       | 285      | 333          | 97         |
| No running water.....                                   | 853   | 618    | 968       | 945      | 1,004     | 926   | 1,006  | 677    | 1,064 | 1,368     | 1,051    | 1,744        | 1,045      |
| Dilapidated:  |       |        |           |          |           |       |        |        |       |           |          |              |            |
| With priv. toilet and bath, and hot running water.....  | 8     | 9      | ...       | 27       | 3         | 16    | 7      | 5      | 20    | 6         | 5        | 7            | ...        |
| Lacking hot water, private toilet or bath.....          | 243   | 332    | 793       | 417      | 865       | 418   | 386    | 406    | 452   | 1,084     | 394      | 414          | 565        |
| Condition or plumbing facilities not reported.....      | 25    | 94     | 74        | 103      | 69        | 156   | 71     | 223    | 130   | 73        | 36       | 140          | 50         |
| Renter-occupied dwelling units.....                     | 598   | 298    | 851       | 970      | 962       | 1,049 | 501    | 542    | 726   | 972       | 656      | 929          | 473        |
| Not dilapidated:  |       |        |           |          |           |       |        |        |       |           |          |              |            |
| With priv. toilet and bath, and hot running water.....  | 43    | 33     | 9         | 200      | 30        | 165   | 40     | 18     | 58    | 11        | 42       | 91           | 3          |
| With private toilet and bath, and only cold water.....  | 6     | 4      | 5         | 19       | 3         | 27    | 5      | 2      | 5     | 9         | 7        | 8            | ...        |
| With running water, lacking private toilet or bath..... | 73    | 27     | 47        | 145      | 45        | 125   | 51     | 37     | 66    | 30        | 74       | 86           | 11         |
| No running water.....                                   | 364   | 161    | 389       | 360      | 388       | 479   | 259    | 217    | 384   | 461       | 337      | 576          | 253        |
| Dilapidated:  |       |        |           |          |           |       |        |        |       |           |          |              |            |
| With priv. toilet and bath, and hot running water.....  | 3     | 1      | ...       | 5        | 1         | 4     | 2      | 2      | 5     | 1         | 1        | 4            | ...        |
| Lacking hot water, private toilet or bath.....          | 97    | 53     | 367       | 212      | 469       | 198   | 114    | 169    | 168   | 437       | 181      | 112          | 195        |
| Condition or plumbing facilities not reported.....      | 12    | 19     | 34        | 29       | 26        | 51    | 30     | 97     | 40    | 23        | 14       | 52           | 11         |
| NUMBER OF PERSONS                                       |       |        |           |          |           |       |        |        |       |           |          |              |            |
| Total occupied dwelling units.....                      | 1,340 | 1,190  | 1,785     | 2,586    | 2,158     | 2,055 | 1,811  | 1,482  | 2,033 | 2,537     | 1,973    | 2,679        | 1,635      |
| 1 person.....   | 84    | 67     | 72        | 164      | 103       | 115   | 114    | 95     | 111   | 117       | 76       | 147          | 111        |
| 2 persons.....  | 406   | 360    | 390       | 728      | 496       | 525   | 494    | 465    | 573   | 539       | 506      | 642          | 395        |
| 3 persons.....  | 297   | 244    | 324       | 587      | 380       | 422   | 371    | 277    | 428   | 516       | 439      | 580          | 342        |
| 4 persons.....  | 249   | 196    | 310       | 439      | 370       | 368   | 335    | 239    | 348   | 451       | 390      | 486          | 258        |
| 5 persons.....  | 156   | 136    | 230       | 324      | 280       | 264   | 218    | 182    | 252   | 333       | 254      | 337          | 219        |
| 6 persons.....  | 77    | 87     | 163       | 153      | 202       | 156   | 120    | 103    | 172   | 221       | 141      | 222          | 113        |
| 7 persons.....  | 42    | 42     | 91        | 87       | 120       | 93    | 72     | 55     | 67    | 152       | 93       | 111          | 84         |
| 8 persons.....  | 13    | 23     | 84        | 49       | 72        | 49    | 43     | 33     | 41    | 97        | 38       | 75           | 54         |
| 9 persons.....  | 9     | 10     | 58        | 35       | 56        | 26    | 21     | 16     | 17    | 52        | 21       | 38           | 39         |
| 10 persons or more.....                                 | 7     | 25     | 63        | 20       | 79        | 37    | 23     | 17     | 24    | 59        | 25       | 41           | 20         |
| Median number of persons:                               |       |        |           |          |           |       |        |        |       |           |          |              |            |
| Total occupied dwelling units.....                      | 3.1   | 3.2    | 3.8       | 3.2      | 3.8       | 3.4   | 3.3    | 3.2    | 3.3   | 3.7       | 3.4      | 3.4          | 3.4        |
| Owner-occupied dwelling units.....                      | 2.8   | 3.0    | 3.4       | 2.9      | 3.3       | 3.2   | 3.2    | 2.9    | 3.0   | 3.5       | 3.2      | 3.3          | 3.3        |
| Renter-occupied dwelling units.....                     | 3.5   | 3.9    | 4.3       | 3.6      | 4.2       | 3.7   | 3.6    | 3.6    | 3.7   | 4.1       | 3.9      | 3.9          | 3.6        |
| PERSONS PER ROOM  |       |        |           |          |           |       |        |        |       |           |          |              |            |
| Total occupied dwelling units.....                      | 1,340 | 1,190  | 1,785     | 2,586    | 2,158     | 2,055 | 1,811  | 1,482  | 2,033 | 2,537     | 1,973    | 2,679        | 1,635      |
| 0.75 or less.....                                       | 884   | 644    | 707       | 1,428    | 928       | 1,084 | 954    | 791    | 1,113 | 1,017     | 933      | 1,295        | 697        |
| 0.75 to 1.00.....                                       | 229   | 246    | 371       | 539      | 466       | 431   | 383    | 298    | 449   | 572       | 443      | 580          | 373        |
| 1.01 to 1.50.....                                       | 133   | 137    | 291       | 300      | 349       | 274   | 235    | 173    | 261   | 438       | 307      | 404          | 263        |
| 1.51 or more.....                                       | 54    | 123    | 362       | 242      | 369       | 235   | 208    | 131    | 144   | 467       | 243      | 319          | 273        |
| Not reported.....                                       | 10    | 40     | 54        | 77       | 46        | 31    | 31     | 89     | 66    | 43        | 47       | 81           | 29         |

Table 32.—OCCUPANCY CHARACTERISTICS, NUMBER OF ROOMS, CONDITION AND PLUMBING FACILITIES, AND NUMBER OF PERSONS IN RURAL-FARM DWELLING UNITS, FOR COUNTIES: 1950—Con.

[Percent not shown where less than 0.1; median and percent not shown where base is less than 100]

| Subject   | Roger Mills | Rogers | Seminole | Sequoyah | Stephens | Texas | Tillman | Tulsa | Wagoner | Wash- ington | Washita | Woods | Woodward |
|---|-------------|--------|----------|----------|----------|-------|---------|-------|---------|--------------|---------|-------|----------|
| <b>Total dwelling units</b> .....                       | 1,493       | 2,308  | 2,447    | 2,364    | 2,197    | 1,259 | 2,411   | 2,955 | 1,919   | 1,259        | 3,161   | 1,471 | 1,383    |
| <b>OCCUPANCY, TENURE, AND RACE</b>                      |             |        |          |          |          |       |         |       |         |              |         |       |          |
| <b>Occupied dwelling units</b> .....                    | 1,278       | 2,119  | 2,227    | 2,213    | 2,018    | 1,073 | 1,881   | 2,669 | 1,793   | 1,133        | 2,753   | 1,321 | 1,174    |
| Owner occupied.....                                     | 901         | 1,406  | 1,452    | 1,559    | 1,173    | 679   | 873     | 1,625 | 925     | 805          | 1,593   | 919   | 857      |
| Percent of total occupied.....                          | 70.5        | 66.4   | 65.2     | 70.4     | 58.1     | 63.3  | 46.4    | 60.9  | 51.6    | 71.1         | 57.9    | 69.6  | 73.0     |
| White.....  | 899         | 1,354  | 1,074    | 1,382    | 1,161    | 678   | 861     | 1,532 | 693     | 779          | 1,583   | 919   | 856      |
| Negro.....  | 1           | 10     | 133      | 65       | ...      | 1     | 12      | 47    | 214     | 3            | 1       | ...   | 1        |
| Other races.....  | 1           | 42     | 245      | 112      | 12       | ...   | ...     | ...   | 18      | 23           | 9       | ...   | ...      |
| Renter occupied.....                                    | 377         | 713    | 775      | 654      | 845      | 394   | 1,008   | 1,044 | 868     | 328          | 1,160   | 402   | 317      |
| White.....  | 377         | 685    | 589      | 564      | 839      | 394   | 839     | 985   | 682     | 318          | 1,147   | 402   | 317      |
| Negro.....  | ...         | 7      | 108      | 37       | ...      | ...   | 163     | 45    | 177     | 1            | 5       | ...   | ...      |
| Other races.....  | ...         | 21     | 78       | 53       | 6        | ...   | 6       | 14    | 9       | 9            | 8       | ...   | ...      |
| Nonresident dwelling units.....                         | 1           | 3      | 5        | 1        | ...      | 5     | 2       | 22    | 1       | 9            | 2       | 6     | 2        |
| <b>Vacant dwelling units</b> .....                      | 214         | 186    | 215      | 150      | 179      | 181   | 528     | 264   | 125     | 117          | 406     | 144   | 207      |
| Nonseasonal not dilapidated, for rent or sale.....      | 9           | 18     | 37       | 24       | 34       | 18    | 15      | 124   | 12      | 25           | 48      | 11    | 18       |
| Percent of total dwelling units.....                    | 0.6         | 0.8    | 1.5      | 1.0      | 1.5      | 1.4   | 0.6     | 4.2   | 0.6     | 2.0          | 1.5     | 0.7   | 1.3      |
| For rent.....   | 9           | 13     | 26       | 19       | 30       | 14    | 14      | 27    | 10      | 15           | 33      | 9     | 14       |
| For sale only.....                                      | ...         | 5      | 11       | 5        | 4        | 4     | 1       | 97    | 2       | 10           | 15      | 2     | 4        |
| Nonseasonal not dilapidated, not for rent or sale.....  | 26          | 61     | 55       | 32       | 66       | 62    | 130     | 67    | 31      | 48           | 132     | 71    | 68       |
| Nonseasonal dilapidated.....                            | 151         | 89     | 116      | 90       | 75       | 62    | 158     | 64    | 78      | 39           | 177     | 55    | 105      |
| Seasonal.....   | 28          | 18     | 7        | 4        | 4        | 39    | 225     | 9     | 4       | 5            | 49      | 7     | 16       |
| <b>NUMBER OF ROOMS</b>                                  |             |        |          |          |          |       |         |       |         |              |         |       |          |
| 1 room.....   | 46          | 66     | 39       | 53       | 35       | 22    | 119     | 61    | 18      | 30           | 27      | 14    | 35       |
| 2 rooms.....  | 155         | 297    | 191      | 355      | 155      | 73    | 273     | 252   | 152     | 90           | 153     | 65    | 104      |
| 3 rooms.....  | 233         | 394    | 457      | 541      | 427      | 115   | 304     | 416   | 385     | 158          | 372     | 123   | 158      |
| 4 rooms.....  | 482         | 717    | 722      | 794      | 298      | 620   | 780     | 701   | 339     | 866          | 310     | 332   | 332      |
| 5 rooms.....  | 270         | 410    | 490      | 331      | 426      | 260   | 482     | 758   | 355     | 309          | 669     | 413   | 304      |
| 6 rooms.....  | 193         | 221    | 309      | 172      | 223      | 234   | 318     | 384   | 185     | 196          | 519     | 274   | 232      |
| 7 rooms.....  | 55          | 82     | 82       | 33       | 46       | 90    | 118     | 134   | 57      | 55           | 211     | 114   | 98       |
| 8 rooms.....  | 22          | 39     | 27       | 14       | 20       | 80    | 54      | 57    | 19      | 37           | 109     | 66    | 60       |
| 9 rooms or more.....                                    | 7           | 14     | 16       | 7        | 10       | 54    | 32      | 32    | 14      | 20           | 70      | 68    | 28       |
| Not reported.....                                       | 30          | 108    | 114      | 61       | 61       | 33    | 91      | 81    | 33      | 25           | 165     | 24    | 32       |
| <b>CONDITION AND PLUMBING FACILITIES</b>                |             |        |          |          |          |       |         |       |         |              |         |       |          |
| <b>Total dwelling units</b> .....                       | 1,493       | 2,308  | 2,447    | 2,364    | 2,197    | 1,259 | 2,411   | 2,955 | 1,919   | 1,259        | 3,161   | 1,471 | 1,383    |
| <b>Not dilapidated:</b>                                 |             |        |          |          |          |       |         |       |         |              |         |       |          |
| With priv. toilet and bath, and hot running water.....  | 223         | 207    | 368      | 65       | 309      | 520   | 577     | 1,005 | 126     | 220          | 593     | 370   | 346      |
| With private toilet and bath, and only cold water.....  | 15          | 28     | 32       | 8        | 21       | 24    | 47      | 37    | 7       | 10           | 39      | 30    | 34       |
| With running water, lacking private toilet or bath..... | 186         | 175    | 263      | 67       | 265      | 223   | 453     | 299   | 158     | 173          | 438     | 261   | 243      |
| No running water.....                                   | 460         | 1,137  | 1,074    | 1,352    | 1,023    | 267   | 750     | 795   | 849     | 635          | 1,418   | 606   | 504      |
| <b>Dilapidated:</b>                                     |             |        |          |          |          |       |         |       |         |              |         |       |          |
| With priv. toilet and bath, and hot running water.....  | 8           | 6      | 7        | ...      | 7        | 11    | 13      | 39    | 1       | 5            | 8       | 4     | 6        |
| Lacking hot water, private toilet or bath.....          | 566         | 622    | 579      | 825      | 511      | 132   | 483     | 601   | 698     | 152          | 493     | 176   | 220      |
| Condition or plumbing facilities not reported.....      | 35          | 133    | 124      | 47       | 61       | 82    | 88      | 179   | 80      | 64           | 172     | 24    | 30       |
| <b>Renter-occupied dwelling units</b> .....             | 377         | 713    | 775      | 654      | 845      | 394   | 1,008   | 1,044 | 868     | 328          | 1,160   | 402   | 317      |
| <b>Not dilapidated:</b>                                 |             |        |          |          |          |       |         |       |         |              |         |       |          |
| With priv. toilet and bath, and hot running water.....  | 18          | 41     | 61       | 4        | 53       | 138   | 160     | 203   | 34      | 40           | 105     | 64    | 45       |
| With private toilet and bath, and only cold water.....  | 1           | 8      | 8        | ...      | 4        | 7     | 23      | 8     | 2       | 3            | 14      | 10    | 7        |
| With running water, lacking private toilet or bath..... | 43          | 49     | 73       | 9        | 72       | 91    | 218     | 110   | 53      | 33           | 147     | 72    | 70       |
| No running water.....                                   | 144         | 317    | 354      | 296      | 404      | 96    | 394     | 323   | 340     | 181          | 659     | 198   | 146      |
| <b>Dilapidated:</b>                                     |             |        |          |          |          |       |         |       |         |              |         |       |          |
| With priv. toilet and bath, and hot running water.....  | 2           | 2      | ...      | ...      | 2        | 4     | 8       | 12    | ...     | ...          | ...     | ...   | 1        |
| Lacking hot water, private toilet or bath.....          | 165         | 238    | 221      | 330      | 281      | 27    | 182     | 320   | 379     | 58           | 201     | 50    | 42       |
| Condition or plumbing facilities not reported.....      | 4           | 58     | 58       | 15       | 29       | 31    | 23      | 68    | 60      | 13           | 34      | 8     | 6        |
| <b>NUMBER OF PERSONS</b>                                |             |        |          |          |          |       |         |       |         |              |         |       |          |
| <b>Total occupied dwelling units</b> .....              | 1,278       | 2,119  | 2,227    | 2,213    | 2,018    | 1,073 | 1,881   | 2,669 | 1,793   | 1,133        | 2,753   | 1,321 | 1,174    |
| 1 person.....   | 63          | 116    | 110      | 105      | 86       | 75    | 108     | 115   | 87      | 79           | 94      | 80    | 71       |
| 2 persons.....  | 339         | 602    | 508      | 433      | 522      | 262   | 512     | 757   | 303     | 332          | 707     | 377   | 322      |
| 3 persons.....  | 281         | 403    | 427      | 397      | 453      | 219   | 439     | 552   | 333     | 216          | 680     | 296   | 231      |
| 4 persons.....  | 262         | 378    | 363      | 372      | 370      | 230   | 342     | 496   | 308     | 193          | 587     | 279   | 243      |
| 5 persons.....  | 181         | 244    | 279      | 264      | 263      | 142   | 211     | 314   | 234     | 149          | 331     | 151   | 153      |
| 6 persons.....  | 81          | 156    | 194      | 241      | 148      | 85    | 117     | 197   | 166     | 89           | 193     | 67    | 84       |
| 7 persons.....  | 41          | 97     | 148      | 155      | 77       | 35    | 62      | 106   | 109     | 33           | 77      | 33    | 36       |
| 8 persons.....  | 15          | 48     | 68       | 103      | 56       | 13    | 38      | 56    | 69      | 19           | 49      | 22    | 26       |
| 9 persons.....  | 6           | 37     | 59       | 65       | 27       | 5     | 26      | 35    | 44      | 13           | 18      | 6     | 4        |
| 10 persons or more.....                                 | 9           | 28     | 71       | 78       | 16       | 7     | 26      | 41    | 50      | 10           | 17      | 10    | 4        |
| <b>Median number of persons:</b>                        |             |        |          |          |          |       |         |       |         |              |         |       |          |
| Total occupied dwelling units.....                      | 3.3         | 3.3    | 3.7      | 4.0      | 3.4      | 3.4   | 3.2     | 3.3   | 3.8     | 3.2          | 3.3     | 3.2   | 3.3      |
| Owner-occupied dwelling units.....                      | 3.2         | 3.2    | 3.5      | 3.8      | 3.1      | 3.2   | 2.8     | 3.1   | 3.4     | 3.1          | 3.1     | 3.0   | 3.2      |
| Renter-occupied dwelling units.....                     | 3.6         | 3.7    | 4.1      | 4.3      | 3.8      | 3.7   | 3.6     | 3.8   | 4.1     | 3.6          | 3.7     | 3.4   | 3.7      |
| <b>PERSONS PER ROOM</b>                                 |             |        |          |          |          |       |         |       |         |              |         |       |          |
| <b>Total occupied dwelling units</b> .....              | 1,278       | 2,119  | 2,227    | 2,213    | 2,018    | 1,073 | 1,881   | 2,669 | 1,793   | 1,133        | 2,753   | 1,321 | 1,174    |
| 0.75 or less.....                                       | 636         | 954    | 941      | 722      | 944      | 653   | 1,000   | 1,331 | 726     | 613          | 1,577   | 841   | 657      |
| 0.75 to 1.00.....                                       | 297         | 444    | 460      | 448      | 454      | 238   | 406     | 624   | 387     | 297          | 621     | 278   | 279      |
| 1.01 to 1.50.....                                       | 198         | 305    | 375      | 410      | 315      | 121   | 222     | 338   | 321     | 147          | 327     | 117   | 143      |
| 1.51 or more.....                                       | 127         | 318    | 361      | 581      | 252      | 42    | 201     | 318   | 330     | 105          | 166     | 69    | 78       |
| Not reported.....                                       | 20          | 98     | 90       | 52       | 53       | 19    | 52      | 58    | 29      | 11           | 62      | 16    | 17       |

HOUSING—GENERAL CHARACTERISTICS

Table 33.—PLUMBING FACILITIES, YEAR BUILT, AND EQUIPMENT OF RURAL-FARM DWELLING UNITS, FOR COUNTIES: 1950

[Asterisk (\*) denotes statistics based on 20-percent sample]

| Subject  | Adair | Alfalfa | Atoka | Beaver | Beckham | Blaine | Bryan | Caddo | Canna-<br>dian | Carte | Chero-<br>kee | Choctaw | Cimar-<br>ron | Cleve-<br>land | Coal  | Co-<br>manche | Cotton |  |
|--|-------|---------|-------|--------|---------|--------|-------|-------|----------------|-------|---------------|---------|---------------|----------------|-------|---------------|--------|--|
| Total dwelling units.....                              | 2,233 | 1,661   | 2,300 | 1,520  | 2,143   | 1,929  | 3,148 | 4,242 | 2,141          | 1,954 | 2,619         | 2,362   | 599           | 1,903          | 1,134 | 1,898         | 1,133  |  |
| <b>WATER SUPPLY</b>                                    |       |         |       |        |         |        |       |       |                |       |               |         |               |                |       |               |        |  |
| Hot and cold piped running water inside structure..... | 157   | 681     | 98    | 713    | 473     | 542    | 317   | 842   | 652            | 334   | 136           | 128     | 297           | 523            | 59    | 385           | 272    |  |
| Only cold piped running water inside structure.....    | 195   | 261     | 88    | 278    | 248     | 278    | 337   | 491   | 370            | 235   | 131           | 178     | 107           | 213            | 75    | 283           | 206    |  |
| Piped running water outside structure.....             | 11    | 13      | 9     | 15     | 25      | 32     | 43    | 63    | 31             | 68    | 18            | 66      | 55            | 22             | 18    | 31            | 12     |  |
| No piped running water.....                            | 1,838 | 692     | 2,083 | 514    | 1,328   | 1,067  | 2,343 | 2,813 | 1,067          | 1,291 | 2,312         | 1,952   | 1,33          | 1,129          | 967   | 1,187         | 636    |  |
| Not reported.....                                      | 32    | 14      | 22    | ...    | 69      | 10     | 108   | 33    | 21             | 26    | 22            | 38      | 7             | 16             | 15    | 12            | 7      |  |
| <b>TOILET FACILITIES</b>                               |       |         |       |        |         |        |       |       |                |       |               |         |               |                |       |               |        |  |
| Flush toilet inside structure, exclusive use.....      | 180   | 658     | 96    | 702    | 440     | 516    | 270   | 787   | 625            | 352   | 144           | 129     | 274           | 480            | 60    | 365           | 260    |  |
| Flush toilet inside structure, shared.....             | 1     | ...     | ...   | ...    | 1       | 3      | 2     | 8     | ...            | 3     | 2             | ...     | 2             | 41             | 1     | 2             | 2      |  |
| Other toilet facilities (including privy).....         | 1,660 | 943     | 2,004 | 739    | 1,497   | 1,329  | 2,425 | 3,190 | 1,399          | 1,486 | 2,064         | 2,032   | 295           | 1,226          | 986   | 1,396         | 760    |  |
| No toilet.....   | 365   | 48      | 174   | 79     | 120     | 73     | 334   | 227   | 96             | 88    | 395           | 166     | 21            | 141            | 73    | 128           | 104    |  |
| Not reported.....                                      | 27    | 12      | 26    | ...    | 85      | 8      | 117   | 30    | 21             | 25    | 14            | 35      | 7             | 15             | 14    | 7             | 7      |  |
| <b>BATHING FACILITIES</b>                              |       |         |       |        |         |        |       |       |                |       |               |         |               |                |       |               |        |  |
| Installed bathtub or shower, exclusive use.....        | 200   | 762     | 113   | 736    | 501     | 608    | 374   | 943   | 778            | 406   | 199           | 241     | 294           | 543            | 83    | 422           | 316    |  |
| Installed bathtub or shower, shared.....               | 1     | ...     | ...   | ...    | 1       | 2      | 2     | 7     | ...            | 2     | 2             | ...     | 2             | 41             | 1     | 2             | 3      |  |
| No bathtub or shower.....                              | 1,990 | 873     | 2,153 | 701    | 1,534   | 1,302  | 2,583 | 3,179 | 1,326          | 1,507 | 2,374         | 2,064   | 293           | 1,299          | 1,028 | 1,461         | 801    |  |
| Not reported.....                                      | 42    | 26      | 34    | 3      | 107     | 17     | 189   | 113   | 37             | 39    | 44            | 57      | 10            | 20             | 22    | 13            | 11     |  |
| <b>*YEAR BUILT</b>                                     |       |         |       |        |         |        |       |       |                |       |               |         |               |                |       |               |        |  |
| Number reporting.....                                  | 2,160 | 1,340   | 2,285 | 1,510  | 1,990   | 1,895  | 3,015 | 3,930 | 2,185          | 1,850 | 2,570         | 2,305   | 535           | 1,750          | 1,000 | 1,810         | 1,025  |  |
| 1946 or later.....                                     | 345   | 75      | 545   | 150    | 165     | 150    | 365   | 225   | 175            | 205   | 525           | 540     | 100           | 205            | 100   | 155           | 135    |  |
| 1940 to 1944.....                                      | 185   | 70      | 200   | 100    | 75      | 110    | 265   | 240   | 55             | 80    | 340           | 265     | 25            | 240            | 95    | 95            | 33     |  |
| 1930 to 1939.....                                      | 640   | 165     | 470   | 140    | 260     | 225    | 625   | 700   | 300            | 410   | 600           | 460     | 50            | 330            | 235   | 200           | 185    |  |
| 1920 to 1929.....                                      | 420   | 225     | 345   | 370    | 595     | 420    | 750   | 970   | 510            | 565   | 490           | 575     | 160           | 340            | 205   | 385           | 220    |  |
| 1919 or earlier.....                                   | 570   | 1,105   | 725   | 750    | 895     | 990    | 1,010 | 1,795 | 1,145          | 590   | 615           | 465     | 200           | 635            | 365   | 975           | 455    |  |
| <b>*ELECTRIC LIGHTING</b>                              |       |         |       |        |         |        |       |       |                |       |               |         |               |                |       |               |        |  |
| Number reporting.....                                  | 2,255 | 1,655   | 2,350 | 1,550  | 2,070   | 1,965  | 2,930 | 4,205 | 2,110          | 1,955 | 2,515         | 2,240   | 610           | 1,890          | 1,095 | 1,960         | 1,075  |  |
| With electric lights.....                              | 1,370 | 1,470   | 1,005 | 1,100  | 1,775   | 1,500  | 2,030 | 2,990 | 1,770          | 1,125 | 850           | 1,085   | 360           | 1,505          | 580   | 1,480         | 955    |  |
| Total occupied dwelling units.....                     | 2,163 | 1,472   | 2,102 | 1,305  | 1,902   | 1,751  | 2,825 | 3,846 | 2,011          | 1,794 | 2,498         | 2,207   | 507           | 1,600          | 1,044 | 1,631         | 1,069  |  |
| <b>*HEATING EQUIPMENT</b>                              |       |         |       |        |         |        |       |       |                |       |               |         |               |                |       |               |        |  |
| Number reporting heating equipment.....                | 2,075 | 1,470   | 2,050 | 1,310  | 1,755   | 1,755  | 2,500 | 3,705 | 1,935          | 1,635 | 2,380         | 2,180   | 485           | 1,620          | 855   | 1,505         | 1,050  |  |
| Central heating, piped steam or hot water.....         | 10    | ...     | 5     | ...    | ...     | 5      | ...   | 80    | 15             | 20    | 5             | ...     | ...           | 25             | 5     | ...           | 5      |  |
| Central heating, warm air furnace.....                 | 5     | 290     | 5     | 90     | 55      | 160    | 20    | 130   | 105            | 30    | 20            | 30      | 85            | 35             | 5     | 25            | 40     |  |
| Noncentral heating, with flue.....                     | 1,715 | 1,085   | 1,560 | 1,165  | 850     | 1,245  | 1,500 | 2,210 | 1,515          | 950   | 1,490         | 1,560   | 385           | 1,060          | 640   | 945           | 340    |  |
| Noncentral heating, without flue.....                  | 340   | 95      | 415   | 55     | 850     | 345    | 930   | 1,170 | 280            | 595   | 420           | 370     | 15            | 500            | 195   | 530           | 665    |  |
| Not heated.....  | 5     | ...     | 65    | ...    | ...     | ...    | 50    | 115   | 20             | 40    | 445           | 215     | ...           | ...            | 10    | 5             | ...    |  |
| <b>*HEATING FUEL</b>                                   |       |         |       |        |         |        |       |       |                |       |               |         |               |                |       |               |        |  |
| Number reporting heating equipment.....                | 2,075 | 1,470   | 2,050 | 1,310  | 1,755   | 1,755  | 2,500 | 3,705 | 1,935          | 1,635 | 2,380         | 2,180   | 485           | 1,620          | 855   | 1,505         | 1,050  |  |
| Central heating.....                                   | 15    | 290     | 10    | 90     | 55      | 165    | 20    | 210   | 120            | 50    | 25            | 35      | 85            | 60             | 10    | 25            | 40     |  |
| Coal.....  | ...   | 45      | 5     | 15     | ...     | ...    | 10    | 25    | 15             | ...   | ...           | 10      | ...           | 10             | 5     | ...           | 5      |  |
| Wood.....  | 5     | 5       | ...   | ...    | ...     | 5      | ...   | 5     | 10             | 5     | 5             | 5       | ...           | 5              | ...   | ...           | ...    |  |
| Utility gas.....                                       | ...   | 30      | ...   | ...    | 15      | 25     | 10    | 35    | 25             | 45    | 5             | 10      | 5             | 30             | ...   | 10            | 5      |  |
| Bottled gas.....                                       | ...   | 155     | 5     | 65     | 30      | 110    | ...   | 125   | 65             | ...   | 15            | 5       | 75            | 15             | 5     | 5             | 30     |  |
| Liquid fuel.....                                       | 5     | 45      | ...   | 10     | 10      | ...    | ...   | 15    | ...            | ...   | ...           | 5       | ...           | ...            | ...   | 5             | 5      |  |
| Other fuel.....  | ...   | 10      | ...   | ...    | ...     | 10     | ...   | 5     | 5              | ...   | ...           | ...     | 5             | ...            | ...   | 5             | ...    |  |
| Not reported.....                                      | 5     | ...     | ...   | ...    | ...     | 5      | ...   | ...   | ...            | ...   | ...           | ...     | ...           | ...            | ...   | ...           | ...    |  |
| Noncentral heating.....                                | 2,055 | 1,180   | 1,975 | 1,220  | 1,700   | 1,590  | 2,430 | 3,380 | 1,795          | 1,545 | 1,910         | 1,930   | 400           | 1,560          | 835   | 1,475         | 1,000  |  |
| Coal.....  | 40    | 205     | 80    | 130    | 325     | 105    | 65    | 275   | 220            | ...   | 45            | 10      | 50            | 65             | 125   | 125           | 90     |  |
| Wood.....  | 1,785 | 115     | 1,530 | 45     | 65      | 460    | 1,315 | 895   | 310            | 740   | 1,600         | 1,485   | 10            | 675            | 485   | 295           | 95     |  |
| Utility gas.....                                       | 35    | 25      | 25    | 95     | 255     | 60     | 65    | 250   | 60             | 240   | 65            | 10      | 10            | 95             | 45    | 90            | 65     |  |
| Bottled gas.....                                       | 120   | 270     | 260   | 505    | 735     | 530    | 720   | 1,070 | 825            | 440   | 135           | 230     | 260           | 440            | 125   | 620           | 610    |  |
| Liquid fuel.....                                       | 45    | 505     | 75    | 420    | 300     | 340    | 195   | 785   | 340            | 115   | 50            | 145     | 60            | 275            | 55    | 385           | 145    |  |
| Electricity.....                                       | 5     | 40      | ...   | ...    | 5       | 10     | 25    | 5     | ...            | ...   | 25            | ...     | ...           | ...            | ...   | 10            | ...    |  |
| Other fuel.....  | 25    | 20      | ...   | 25     | 15      | 90     | 60    | 75    | 35             | 5     | 15            | 20      | 5             | 5              | ...   | 50            | ...    |  |
| Not reported.....                                      | ...   | ...     | 5     | ...    | ...     | ...    | ...   | 5     | ...            | 5     | ...           | 5       | 5             | 5              | ...   | ...           | ...    |  |
| Not heated.....  | 5     | ...     | 65    | ...    | ...     | ...    | 50    | 115   | 20             | 40    | 445           | 215     | ...           | ...            | 10    | 5             | ...    |  |
| <b>*COOKING FUEL</b>                                   |       |         |       |        |         |        |       |       |                |       |               |         |               |                |       |               |        |  |
| Number reporting.....                                  | 2,120 | 1,415   | 2,075 | 1,315  | 1,850   | 1,685  | 2,775 | 3,695 | 1,990          | 1,765 | 2,505         | 2,065   | 530           | 1,565          | 1,050 | 1,635         | 1,110  |  |
| Coal.....  | 25    | 45      | 30    | 35     | 40      | 25     | 60    | 95    | 35             | ...   | 35            | 10      | 10            | 20             | 75    | 35            | 15     |  |
| Wood.....  | 1,555 | 105     | 1,430 | 20     | 65      | 170    | 1,160 | 515   | 150            | 665   | 1,900         | 1,525   | 10            | 355            | 615   | 175           | 30     |  |
| Utility gas.....                                       | 25    | 55      | 50    | 180    | 295     | 110    | 65    | 350   | 120            | 390   | 110           | 25      | ...           | 135            | 65    | 85            | 95     |  |
| Bottled gas.....                                       | 155   | 505     | 250   | 685    | 855     | 835    | 840   | 1,400 | 1,240          | 445   | 255           | 190     | 385           | 515            | 205   | 750           | 745    |  |
| Liquid fuel.....                                       | 265   | 445     | 260   | 345    | 445     | 335    | 460   | 1,020 | 290            | 230   | 155           | 270     | 120           | 465            | 70    | 410           | 195    |  |
| Electricity.....                                       | 50    | 235     | 35    | 30     | 160     | 20     | 180   | 135   | 15             | 10    | 10            | 5       | 5             | 35             | 10    | 75            | 20     |  |
| Other fuel.....  | 45    | 20      | 20    | 20     | 45      | 50     | 170   | 135   | 20             | 20    | 40            | 35      | ...           | 40             | 10    | 105           | 35     |  |
| None.....  | ...   | 5       | ...   | ...    | ...     | ...    | ...   | ...   | ...            | ...   | ...           | ...     | ...           | ...            | ...   | ...           | ...    |  |
| <b>*REFRIGERATION EQUIPMENT</b>                        |       |         |       |        |         |        |       |       |                |       |               |         |               |                |       |               |        |  |
| Number reporting.....                                  | 2,185 | 1,485   | 2,130 | 1,355  | 1,910   | 1,785  | 2,695 | 3,755 | 1,965          | 1,820 | 2,335         | 2,020   | 510           | 1,615          | 990   | 1,695         | 1,035  |  |
| Mechanical.....  | 810   | 1,320   | 790   | 1,170  | 1,535   | 1,360  | 1,445 | 2,400 | 1,580          | 940   | 600           | 690     | 400           | 1,075          | 395   | 1,215         | 880    |  |
| Ice.....   | 245   | 80      | 525   | 40     | 195     | 255    | 445   | 725   | 200            | 560   | 695           | 710     | 45            | 315            | 200   | 250           | 85     |  |
| Other or none.....                                     | 1,130 | 85      | 815   | 145    | 180     | 170    | 805   | 630   | 185            | 320   | 1,040         | 620     | 65            | 225            | 395   | 230           | 65     |  |
| <b>*KITCHEN SINK</b>                                   |       |         |       |        |         |        |       |       |                |       |               |         |               |                |       |               |        |  |
| Number reporting.....                                  | 2,080 | 1,415   | 2,075 | 1,320  | 1,745   | 1,690  | 2,730 | 3,730 | 1,990          | 1,755 | 2,465         | 2,070   | 540           | 1,570          | 1,035 | 1,635         | 1,340  |  |
| With kitchen sink.....                                 | 355   | 1,115   | 270   | 965    | 920     | 1,050  | 735   | 1,705 | 1,290          | 645   | 400           | 345     | 435           | 820            | 200   | 865           | 680    |  |
| <b>*RADIO</b>  |       |         |       |        |         |        |       |       |                |       |               |         |               |                |       |               |        |  |
| Number reporting.....                                  | 2,135 | 1,445   | 2,030 | 1,195  | 1,885   | 1,815  | 2,870 | 3,720 | 1,930          | 1,765 | 2,585         | 2,200   | 510           | 1,535          | 930   | 1,590         | 1,100  |  |
| With radio.....  | 1,885 | 1,395   | 1,765 | 1,140  | 1,760   | 1,705  | 2,600 | 3,430 | 1,850          | 1,610 | 2,260         | 1,960   | 475           | 1,470          | 825   | 1,455         | 1,065  |  |
| <b>*TELEVISION</b>                                     |       |         |       |        |         |        |       |       |                |       |               |         |               |                |       |               |        |  |
| Number reporting.....                                  | 2,075 | 1,445   | 2,030 | 1,200  | 1,890   | 1,810  | 2,845 | 3,710 | 1,920          | 1,760 | 2,555         | 2,180   | 505           | 1,535          | 925   | 1,575         | 1,100  |  |
| With television.....                                   | 25    | 40      | ...   | 15     | 10      | 55     | 35    | 85    | 60             | 15    | 15            | 5       | 15            | 75             | 10    | 15            | 15     |  |



Table 33.—PLUMBING FACILITIES, YEAR BUILT, AND EQUIPMENT OF RURAL-FARM DWELLING UNITS, FOR COUNTIES: 1950—Con.

[Asterisk (\*) denotes statistics based on 20-percent sample]

| Subject   | Craig | Creek | Custer | Delaware | Dewey | Ellis | Garfield | Garvin | Grady | Grant | Greer | Harmon | Harper | Haskell | Hughes | Jackson | Jefferson |
|---|-------|-------|--------|----------|-------|-------|----------|--------|-------|-------|-------|--------|--------|---------|--------|---------|-----------|
| Total dwelling units                              | 2,167 | 3,126 | 1,954  | 2,910    | 1,626 | 1,143 | 2,490    | 2,431  | 3,402 | 2,056 | 1,597 | 1,362  | 820    | 1,851   | 2,225  | 2,153   | 1,305     |
| <b>WATER SUPPLY</b>                               |       |       |        |          |       |       |          |        |       |       |       |        |        |         |        |         |           |
| Hot and cold piped running water inside structure | 285   | 486   | 404    | 366      | 380   | 367   | 832      | 401    | 693   | 685   | 282   | 221    | 280    | 104     | 246    | 406     | 228       |
| Only cold piped running water inside structure    | 178   | 306   | 274    | 267      | 260   | 227   | 465      | 244    | 426   | 289   | 232   | 261    | 109    | 47      | 143    | 345     | 274       |
| Piped running water outside structure             | 17    | 41    | 43     | 33       | 5     | 57    | 15       | 28     | 45    | 37    | 16    | 23     | 3      | 6       | 20     | 74      | 10        |
| No piped running water                            | 1,663 | 2,212 | 1,191  | 2,175    | 1,060 | 476   | 1,110    | 1,650  | 2,145 | 997   | 1,041 | 704    | 499    | 1,663   | 1,763  | 1,213   | 773       |
| Not reported                                      | 24    | 81    | 42     | 69       | 21    | 16    | 78       | 108    | 93    | 48    | 26    | 103    | 19     | 31      | 53     | 115     | 20        |
| <b>TOILET FACILITIES</b>                          |       |       |        |          |       |       |          |        |       |       |       |        |        |         |        |         |           |
| Flush toilet inside structure, exclusive use      | 275   | 489   | 408    | 371      | 295   | 380   | 789      | 378    | 670   | 565   | 290   | 226    | 286    | 106     | 214    | 433     | 224       |
| Flush toilet inside structure, shared             | ...   | 1     | 3      | 1        | ...   | ...   | 2        | ...    | 7     | 2     | ...   | ...    | ...    | ...     | ...    | 1       | 1         |
| Other toilet facilities (including privy)         | 1,781 | 2,327 | 1,382  | 2,298    | 1,174 | 716   | 1,501    | 1,724  | 2,485 | 1,319 | 1,133 | 785    | 454    | 1,628   | 1,728  | 1,471   | 930       |
| No toilet   | 90    | 225   | 118    | 171      | 138   | 35    | 114      | 229    | 192   | 116   | 155   | 91     | 57     | 68      | 240    | 133     | 136       |
| Not reported                                      | 21    | 84    | 43     | 69       | 19    | 12    | 84       | 100    | 48    | 54    | 19    | 200    | 23     | 29      | 43     | 115     | 14        |
| <b>BATHING FACILITIES</b>                         |       |       |        |          |       |       |          |        |       |       |       |        |        |         |        |         |           |
| Installed bathtub or shower, exclusive use        | 320   | 546   | 459    | 435      | 410   | 446   | 1,044    | 463    | 820   | 741   | 313   | 339    | 324    | 127     | 253    | 463     | 339       |
| Installed bathtub or shower, shared               | ...   | 1     | 2      | 2        | ...   | 1     | 2        | ...    | 8     | 2     | ...   | ...    | ...    | ...     | ...    | 1       | 2         |
| No bathtub or shower                              | 1,799 | 2,421 | 1,441  | 2,343    | 1,183 | 672   | 1,343    | 1,829  | 2,424 | 1,249 | 1,235 | 564    | 469    | 1,673   | 1,903  | 1,547   | 939       |
| Not reported                                      | 48    | 158   | 52     | 130      | 33    | 24    | 101      | 139    | 150   | 64    | 49    | 399    | 27     | 51      | 69     | 142     | 25        |
| <b>*YEAR BUILT</b>                                |       |       |        |          |       |       |          |        |       |       |       |        |        |         |        |         |           |
| Number reporting                                  | 2,165 | 3,070 | 1,875  | 2,795    | 1,585 | 1,115 | 2,350    | 2,215  | 3,330 | 1,930 | 1,545 | 1,215  | 815    | 1,725   | 2,235  | 2,020   | 1,305     |
| 1945 or later                                     | 235   | 170   | 170    | 445      | 95    | 100   | 100      | 385    | 260   | 95    | 140   | 85     | 75     | 295     | 145    | 135     | 110       |
| 1940 to 1944                                      | 145   | 135   | 130    | 405      | 80    | 50    | 70       | 175    | 225   | 20    | 40    | 45     | 30     | 175     | 125    | 55      | 85        |
| 1930 to 1939                                      | 305   | 495   | 230    | 775      | 215   | 220   | 320      | 410    | 620   | 100   | 190   | 120    | 30     | 300     | 435    | 230     | 170       |
| 1920 to 1929                                      | 435   | 1,050 | 415    | 580      | 270   | 135   | 440      | 570    | 980   | 280   | 445   | 230    | 165    | 445     | 660    | 750     | 345       |
| 1919 or earlier                                   | 1,045 | 1,220 | 950    | 590      | 925   | 610   | 1,520    | 675    | 1,245 | 1,435 | 730   | 735    | 515    | 510     | 860    | 850     | 495       |
| <b>*ELECTRIC LIGHTING</b>                         |       |       |        |          |       |       |          |        |       |       |       |        |        |         |        |         |           |
| Number reporting                                  | 2,120 | 3,060 | 1,910  | 2,790    | 1,535 | 1,115 | 2,390    | 2,335  | 3,205 | 1,955 | 1,545 | 1,180  | 795    | 1,815   | 2,190  | 2,035   | 1,270     |
| With electric lights                              | 1,350 | 1,310 | 1,635  | 1,335    | 1,125 | 780   | 2,025    | 1,605  | 2,430 | 1,695 | 1,220 | 1,010  | 495    | 745     | 1,205  | 1,640   | 855       |
| Total occupied dwelling units                     | 1,946 | 2,685 | 1,753  | 2,567    | 1,333 | 1,014 | 2,187    | 2,304  | 3,072 | 1,731 | 1,343 | 1,113  | 695    | 1,755   | 1,985  | 1,784   | 1,143     |
| <b>*HEATING EQUIPMENT</b>                         |       |       |        |          |       |       |          |        |       |       |       |        |        |         |        |         |           |
| Number reporting heating equipment                | 1,910 | 2,525 | 1,655  | 2,280    | 1,330 | 845   | 2,185    | 2,145  | 2,540 | 1,695 | 1,270 | 1,110  | 610    | 1,640   | 1,770  | 1,770   | 1,020     |
| Central heating, piped steam or hot water         | ...   | 25    | ...    | 10       | ...   | 5     | 5        | 40     | 50    | 5     | 5     | 25     | 5      | 5       | 25     | ...     | 60        |
| Central heating, warm air furnace                 | 30    | 45    | 105    | 30       | 115   | 50    | 305      | 40     | 80    | 170   | 5     | 20     | 110    | ...     | 10     | 45      | 5         |
| Noncentral heating, with flue                     | 1,675 | 1,455 | 1,190  | 1,910    | 1,075 | 755   | 1,605    | 1,210  | 1,545 | 1,325 | 630   | 460    | 440    | 1,285   | 1,065  | 1,045   | 455       |
| Noncentral heating, without flue                  | 205   | 910   | 360    | 315      | 135   | 30    | 265      | 820    | 820   | 190   | 630   | 605    | 55     | 350     | 670    | 675     | 495       |
| Not heated  | ...   | 90    | ...    | 15       | 5     | 5     | 5        | 35     | 45    | 5     | ...   | ...    | ...    | ...     | ...    | 5       | 5         |
| <b>*HEATING FUEL</b>                              |       |       |        |          |       |       |          |        |       |       |       |        |        |         |        |         |           |
| Number reporting heating equipment                | 1,910 | 2,525 | 1,655  | 2,280    | 1,330 | 845   | 2,185    | 2,145  | 2,540 | 1,695 | 1,270 | 1,110  | 610    | 1,640   | 1,770  | 1,770   | 1,020     |
| Central heating                                   | 30    | 70    | 105    | 40       | 115   | 55    | 310      | 80     | 130   | 175   | 10    | 45     | 115    | 5       | 35     | 45      | 65        |
| Coal  | 10    | 10    | ...    | ...      | ...   | ...   | 45       | 5      | 25    | 5     | 10    | 15     | 5      | ...     | ...    | ...     | 5         |
| Wood  | ...   | 15    | ...    | 20       | 5     | ...   | 5        | 5      | 20    | 5     | ...   | ...    | ...    | ...     | ...    | ...     | 10        |
| Utility gas                                       | 10    | 45    | 55     | ...      | ...   | 5     | 110      | 45     | 40    | 45    | ...   | 5      | 25     | ...     | ...    | ...     | ...       |
| Bottled gas                                       | ...   | ...   | 50     | 10       | 70    | 35    | 105      | 20     | 30    | 100   | ...   | 25     | 45     | 5       | 5      | 35      | 45        |
| Liquid fuel                                       | 10    | ...   | ...    | 10       | 40    | 15    | 45       | 5      | 15    | 15    | ...   | ...    | 35     | ...     | 10     | ...     | 5         |
| Other fuel  | ...   | ...   | ...    | ...      | ...   | ...   | ...      | ...    | ...   | ...   | ...   | ...    | ...    | ...     | ...    | ...     | ...       |
| Not reported                                      | ...   | ...   | ...    | ...      | ...   | ...   | ...      | ...    | ...   | ...   | ...   | ...    | ...    | ...     | ...    | ...     | ...       |
| Noncentral heating                                | 1,880 | 2,365 | 1,550  | 2,225    | 1,210 | 785   | 1,870    | 2,030  | 2,365 | 1,515 | 1,260 | 1,065  | 495    | 1,635   | 1,735  | 1,730   | 950       |
| Coal  | 945   | 85    | 260    | 140      | 155   | 210   | 265      | 100    | 295   | 160   | 200   | 115    | 35     | 810     | 55     | 200     | 140       |
| Wood  | 470   | 1,150 | 155    | 1,835    | 420   | 50    | 125      | 765    | 595   | 70    | 80    | 25     | 45     | 475     | 880    | 55      | 170       |
| Utility gas                                       | 95    | 830   | 35     | 45       | 35    | 25    | 175      | 230    | 300   | 85    | 120   | 80     | 20     | 85      | 215    | 125     | 35        |
| Bottled gas                                       | 180   | 110   | 785    | 85       | 295   | 285   | 505      | 525    | 525   | 600   | 480   | 595    | 245    | 240     | 360    | 630     | 305       |
| Liquid fuel                                       | 165   | 175   | 275    | 110      | 275   | 200   | 725      | 365    | 425   | 480   | 340   | 290    | 130    | 25      | 195    | 655     | 200       |
| Electricity                                       | 10    | ...   | 10     | ...      | 15    | 10    | 20       | ...    | ...   | 55    | 15    | 5      | 5      | ...     | ...    | 5       | 5         |
| Other fuel  | 10    | 15    | 25     | 10       | 10    | ...   | 60       | 35     | 225   | 65    | 25    | 30     | 15     | ...     | 20     | 45      | 70        |
| Not reported                                      | 5     | ...   | 5      | ...      | 5     | 5     | ...      | 10     | ...   | ...   | ...   | 5      | ...    | ...     | 10     | 5       | 25        |
| Not heated  | ...   | 90    | ...    | 15       | 5     | 5     | 5        | 35     | 45    | 5     | ...   | ...    | ...    | ...     | ...    | 5       | 5         |
| <b>*COOKING FUEL</b>                              |       |       |        |          |       |       |          |        |       |       |       |        |        |         |        |         |           |
| Number reporting                                  | 1,960 | 2,590 | 1,720  | 2,525    | 1,300 | 1,010 | 2,125    | 2,255  | 3,015 | 1,745 | 1,280 | 1,065  | 660    | 1,670   | 2,030  | 1,725   | 1,065     |
| Coal  | 350   | 90    | 75     | 20       | 20    | 115   | 75       | 60     | 245   | 55    | 20    | 50     | 50     | 235     | 45     | 45      | 45        |
| Wood  | 380   | 1,150 | 130    | 1,695    | 175   | 70    | 55       | 575    | 470   | 35    | 25    | 30     | 35     | 645     | 895    | 25      | 175       |
| Utility gas                                       | 150   | 925   | 55     | 155      | 45    | 35    | 375      | 335    | 480   | 175   | 150   | 65     | 40     | 45      | 340    | 160     | 75        |
| Bottled gas                                       | 315   | 150   | 990    | 215      | 595   | 395   | 785      | 595    | 750   | 985   | 590   | 595    | 295    | 460     | 480    | 770     | 310       |
| Liquid fuel                                       | 575   | 225   | 375    | 335      | 370   | 300   | 595      | 645    | 770   | 290   | 405   | 275    | 190    | 270     | 250    | 600     | 310       |
| Electricity                                       | 80    | 35    | 60     | 55       | 120   | 85    | 250      | 30     | 40    | 165   | 20    | 25     | 35     | ...     | ...    | 85      | 30        |
| Other fuel  | 105   | 15    | 35     | 60       | 10    | 10    | 90       | 55     | 260   | 40    | 70    | 25     | 15     | 15      | 20     | 40      | 120       |
| None  | 5     | ...   | ...    | ...      | 5     | ...   | ...      | ...    | ...   | ...   | ...   | ...    | ...    | ...     | ...    | ...     | ...       |
| <b>*REFRIGERATION EQUIPMENT</b>                   |       |       |        |          |       |       |          |        |       |       |       |        |        |         |        |         |           |
| Number reporting                                  | 1,875 | 2,640 | 1,740  | 2,450    | 1,210 | 1,000 | 2,140    | 2,195  | 2,880 | 1,680 | 1,340 | 1,090  | 670    | 1,735   | 1,960  | 1,745   | 1,115     |
| Mechanical  | 985   | 1,245 | 1,405  | 865      | 870   | 630   | 1,835    | 1,260  | 1,865 | 1,515 | 1,100 | 885    | 530    | 620     | 1,015  | 1,375   | 730       |
| Ice   | 310   | 895   | 165    | 590      | 140   | 160   | 125      | 525    | 640   | 75    | 70    | 110    | 75     | 575     | 400    | 260     | 190       |
| Other or none                                     | 580   | 500   | 170    | 995      | 200   | 210   | 180      | 410    | 375   | 90    | 170   | 95     | 65     | 540     | 545    | 110     | 195       |
| <b>*KITCHEN SINK</b>                              |       |       |        |          |       |       |          |        |       |       |       |        |        |         |        |         |           |
| Number reporting                                  | 1,965 | 2,555 | 1,710  | 2,425    | 1,300 | 1,025 | 2,125    | 2,210  | 2,925 | 1,740 | 1,285 | 1,080  | 660    | 1,670   | 2,040  | 1,715   | 1,075     |
| With kitchen sink                                 | 715   | 865   | 955    | 785      | 790   | 720   | 1,580    | 875    | 1,215 | 1,320 | 595   | 515    | 490    | 275     | 645    | 975     | 495       |
| <b>*RADIO</b>                                     |       |       |        |          |       |       |          |        |       |       |       |        |        |         |        |         |           |
| Number reporting                                  | 1,900 | 2,580 | 1,795  | 2,580    | 1,375 | 1,000 | 2,270    | 2,245  | 3,035 | 1,795 | 1,320 | 1,050  | 710    | 1,685   | 1,900  | 1,775   | 1,165     |
| With radio  | 1,770 | 2,310 | 1,715  | 2,235    | 1,330 | 980   | 2,210    | 2,085  | 2,835 | 1,730 | 1,240 | 1,000  | 675    | 1,455   | 1,645  | 1,685   | 1,140     |
| <b>*TELEVISION</b>                                |       |       |        |          |       |       |          |        |       |       |       |        |        |         |        |         |           |
| Number reporting                                  | 1,890 | 2,575 | 1,785  | 2,585    | 1,380 | 990   | 2,255    | 2,170  | 2,950 | 1,785 | 1,320 | 1,025  | 715    | 1,680   | 1,890  | 1,775   | 1,165     |
| With television                                   | 5     | 20    | 20     | 10       | 25    | 10    | 50       | 35     | 90    | 50    | 10    | 10     | ...    | 10      | 25     | 25      | 15        |

HOUSING—GENERAL CHARACTERISTICS

Table 33.—PLUMBING FACILITIES, YEAR BUILT, AND EQUIPMENT OF RURAL-FARM DWELLING UNITS, FOR COUNTIES: 1950—Con.

[Asterisk (\*) denotes statistics based on 20-percent sample]

| Subject  | Johnston | Kay   | Kingfisher | Kiowa | Latimer | LeFlore | Lincoln | Logan | Love  | McClain | McCurtain | McIntosh | Major | Marshall | Mayes | Murray | Muskogee |  |
|--|----------|-------|------------|-------|---------|---------|---------|-------|-------|---------|-----------|----------|-------|----------|-------|--------|----------|--|
| Total dwelling units.....                              | 1,423    | 2,357 | 2,053      | 2,471 | 1,356   | 3,065   | 3,235   | 2,238 | 1,326 | 1,978   | 3,967     | 2,579    | 1,893 | 845      | 2,618 | 880    | 3,342    |  |
| <b>WATER SUPPLY</b>                                    |          |       |            |       |         |         |         |       |       |         |           |          |       |          |       |        |          |  |
| Hot and cold piped running water inside structure..... | 144      | 712   | 769        | 616   | 85      | 189     | 385     | 409   | 138   | 323     | 156       | 109      | 448   | 183      | 363   | 141    | 401      |  |
| Only cold piped running water inside structure.....    | 150      | 334   | 342        | 291   | 67      | 182     | 326     | 281   | 189   | 285     | 224       | 95       | 331   | 114      | 264   | 103    | 254      |  |
| Piped running water outside structure.....             | 11       | 27    | 9          | 61    | 12      | 30      | 31      | 50    | 30    | 17      | 43        | 9        | 18    | 14       | 26    | 8      | 34       |  |
| No piped running water.....                            | 1,087    | 1,248 | 929        | 1,450 | 1,164   | 2,585   | 2,387   | 1,392 | 937   | 1,337   | 3,488     | 2,301    | 1,069 | 511      | 1,912 | 596    | 2,579    |  |
| Not reported.....                                      | 31       | 36    | 4          | 53    | 28      | 79      | 106     | 106   | 32    | 16      | 56        | 65       | 27    | 23       | 53    | 32     | 74       |  |
| <b>TOILET FACILITIES</b>                               |          |       |            |       |         |         |         |       |       |         |           |          |       |          |       |        |          |  |
| Flush toilet inside structure, exclusive use.....      | 148      | 671   | 709        | 602   | 79      | 181     | 387     | 390   | 143   | 317     | 154       | 98       | 424   | 177      | 374   | 157    | 394      |  |
| Flush toilet inside structure, shared.....             | 1        | 3     | 1          | 7     | 10      | 1       | ...     | 2     | ...   | 1       | 1         | ...      | 3     | ...      | 6     | 2      | 1        |  |
| Other toilet facilities (including privy).....         | 1,136    | 1,259 | 1,265      | 1,608 | 1,206   | 2,615   | 2,517   | 1,609 | 1,004 | 1,523   | 3,466     | 2,151    | 1,336 | 607      | 2,093 | 560    | 2,725    |  |
| No toilet.....   | 113      | 392   | 74         | 204   | 37      | 205     | 233     | 134   | 156   | 121     | 286       | 280      | 102   | 35       | 96    | 125    | 164      |  |
| Not reported.....                                      | 25       | 32    | 4          | 50    | 24      | 63      | 98      | 103   | 23    | 16      | 60        | 50       | 28    | 26       | 49    | 36     | 58       |  |
| <b>BATHING FACILITIES</b>                              |          |       |            |       |         |         |         |       |       |         |           |          |       |          |       |        |          |  |
| Installed bathtub or shower, exclusive use.....        | 194      | 838   | 858        | 654   | 107     | 242     | 505     | 525   | 195   | 430     | 279       | 135      | 538   | 192      | 438   | 156    | 488      |  |
| Installed bathtub or shower, shared.....               | 2        | 2     | ...        | ...   | 10      | 1       | ...     | ...   | ...   | 1       | 1         | ...      | 3     | ...      | 6     | 2      | 1        |  |
| No bathtub or shower.....                              | 1,185    | 1,473 | 1,177      | 1,719 | 1,196   | 2,623   | 2,592   | 1,583 | 1,066 | 1,501   | 3,570     | 2,339    | 1,285 | 620      | 2,113 | 672    | 2,750    |  |
| Not reported.....                                      | 42       | 44    | 18         | 98    | 43      | 199     | 138     | 130   | 65    | 46      | 117       | 105      | 67    | 33       | 61    | 50     | 103      |  |
| <b>*YEAR BUILT</b>                                     |          |       |            |       |         |         |         |       |       |         |           |          |       |          |       |        |          |  |
| Number reporting.....                                  | 1,345    | 2,350 | 2,030      | 2,445 | 1,360   | 2,875   | 3,100   | 2,035 | 1,245 | 1,990   | 3,880     | 2,515    | 1,765 | 785      | 2,550 | 765    | 3,195    |  |
| 1945 or later.....                                     | 100      | 75    | 150        | 200   | 305     | 465     | 170     | 120   | 190   | 155     | 820       | 210      | 110   | 95       | 300   | 160    | 365      |  |
| 1940 to 1944.....                                      | 130      | 25    | 40         | 75    | 140     | 245     | 80      | 65    | 125   | 125     | 510       | 145      | 125   | 105      | 300   | 70     | 230      |  |
| 1930 to 1939.....                                      | 410      | 235   | 225        | 270   | 380     | 740     | 310     | 230   | 280   | 440     | 1,150     | 400      | 240   | 155      | 455   | 215    | 570      |  |
| 1920 to 1929.....                                      | 330      | 510   | 375        | 635   | 210     | 860     | 645     | 285   | 235   | 615     | 820       | 800      | 260   | 180      | 620   | 145    | 835      |  |
| 1910 or earlier.....                                   | 375      | 1,505 | 1,240      | 1,265 | 325     | 565     | 1,895   | 1,335 | 415   | 655     | 580       | 960      | 1,030 | 250      | 875   | 175    | 1,195    |  |
| <b>*ELECTRIC LIGHTING</b>                              |          |       |            |       |         |         |         |       |       |         |           |          |       |          |       |        |          |  |
| Number reporting.....                                  | 1,425    | 2,275 | 2,010      | 2,405 | 1,375   | 3,070   | 3,045   | 2,125 | 1,260 | 1,835   | 3,940     | 2,535    | 1,810 | 830      | 2,500 | 775    | 3,275    |  |
| With electric lights.....                              | 820      | 1,955 | 1,685      | 1,860 | 795     | 1,680   | 1,460   | 1,335 | 935   | 1,295   | 1,615     | 805      | 1,490 | 580      | 1,585 | 535    | 1,515    |  |
| Total occupied dwelling units.....                     | 1,217    | 2,126 | 1,885      | 2,008 | 1,244   | 2,797   | 2,805   | 1,825 | 1,204 | 1,760   | 3,696     | 2,264    | 1,718 | 774      | 2,389 | 766    | 3,067    |  |
| <b>*HEATING EQUIPMENT</b>                              |          |       |            |       |         |         |         |       |       |         |           |          |       |          |       |        |          |  |
| Number reporting heating equipment.....                | 1,150    | 2,115 | 1,920      | 2,000 | 1,155   | 2,750   | 2,820   | 1,780 | 1,095 | 1,735   | 3,650     | 2,095    | 1,655 | 780      | 2,260 | 720    | 2,770    |  |
| Central heating, piped steam or hot water.....         | 5        | 10    | 30         | 10    | 10      | 25      | 40      | 10    | 5     | 135     | 25        | 15       | 15    | ...      | 5     | 5      | 15       |  |
| Central heating, warm air furnace.....                 | 5        | 110   | 385        | 145   | 15      | 10      | 50      | 15    | 10    | 25      | 5         | 15       | 50    | 25       | 55    | ...    | 35       |  |
| Noncentral heating, with flue.....                     | 790      | 1,710 | 1,325      | 1,305 | 680     | 1,775   | 2,060   | 1,510 | 590   | 980     | 2,865     | 1,650    | 1,450 | 295      | 1,900 | 390    | 1,860    |  |
| Noncentral heating, without flue.....                  | 335      | 285   | 180        | 530   | 310     | 935     | 665     | 245   | 455   | 590     | 750       | 360      | 135   | 450      | 295   | 300    | 770      |  |
| Not heated.....  | 15       | ...   | ...        | 10    | 140     | 5       | ...     | ...   | 35    | 5       | 5         | 5        | 5     | 10       | 5     | 25     | 90       |  |
| <b>*HEATING FUEL</b>                                   |          |       |            |       |         |         |         |       |       |         |           |          |       |          |       |        |          |  |
| Number reporting heating equipment.....                | 1,150    | 2,115 | 1,920      | 2,000 | 1,155   | 2,750   | 2,820   | 1,780 | 1,095 | 1,735   | 3,650     | 2,095    | 1,655 | 780      | 2,260 | 720    | 2,770    |  |
| Central heating.....                                   | 10       | 120   | 415        | 155   | 25      | 35      | 90      | 25    | 15    | 160     | 30        | 30       | 69    | 25       | 60    | 5      | 50       |  |
| Coal.....  | 5        | 5     | 5          | ...   | ...     | ...     | 5       | ...   | 5     | ...     | ...       | 10       | 5     | ...      | 15    | 5      | 5        |  |
| Wood.....  | 5        | ...   | 40         | 5     | ...     | ...     | 10      | 5     | ...   | 10      | 10        | 10       | 5     | ...      | 25    | ...    | 5        |  |
| Utility gas.....                                       | ...      | 55    | 65         | 40    | 10      | 20      | 40      | 15    | ...   | 30      | ...       | ...      | 15    | 25       | 15    | ...    | 35       |  |
| Bottled gas.....                                       | ...      | 45    | 225        | 105   | 10      | 10      | 20      | ...   | 5     | 115     | 20        | ...      | 35    | ...      | 5     | ...    | 5        |  |
| Liquid fuel.....                                       | ...      | 15    | 80         | ...   | 5       | ...     | 15      | ...   | ...   | 5       | ...       | ...      | 5     | ...      | ...   | ...    | ...      |  |
| Other fuel.....  | ...      | ...   | ...        | 5     | ...     | ...     | ...     | ...   | 5     | ...     | ...       | ...      | ...   | ...      | ...   | ...    | ...      |  |
| Not reported.....                                      | ...      | ...   | ...        | ...   | ...     | 5       | ...     | ...   | 5     | ...     | ...       | ...      | 5     | ...      | ...   | ...    | ...      |  |
| Noncentral heating.....                                | 1,125    | 1,995 | 1,505      | 1,835 | 990     | 2,710   | 2,725   | 1,755 | 1,045 | 1,570   | 3,615     | 2,010    | 1,585 | 745      | 2,195 | 690    | 2,630    |  |
| Coal.....  | 15       | 345   | 110        | 245   | 305     | 610     | 150     | 80    | 5     | 180     | 20        | 405      | 80    | 5        | 725   | 25     | 845      |  |
| Wood.....  | 755      | 260   | 310        | 140   | 430     | 1,120   | 1,565   | 850   | 520   | 385     | 2,850     | 1,110    | 465   | 270      | 1,025 | 245    | 685      |  |
| Utility gas.....                                       | 10       | 575   | 60         | 120   | 495     | 335     | 275     | 95    | 50    | 65      | 135       | 80       | 90    | 70       | 25    | 475    |          |  |
| Bottled gas.....                                       | 285      | 380   | 520        | 1,015 | 65      | 295     | 350     | 355   | 280   | 495     | 510       | 265      | 460   | 320      | 260   | 770    | 415      |  |
| Liquid fuel.....                                       | 60       | 375   | 475        | 320   | 60      | 155     | 300     | 185   | 90    | 405     | 145       | 70       | 440   | 30       | 110   | 120    | 195      |  |
| Electricity.....                                       | ...      | 15    | ...        | ...   | ...     | 5       | 5       | 5     | ...   | 10      | ...       | ...      | 20    | ...      | ...   | ...    | ...      |  |
| Other fuel.....  | ...      | 40    | 30         | 55    | 5       | 25      | 10      | ...   | 50    | 40      | 20        | 15       | 40    | 25       | 5     | ...    | 5        |  |
| Not reported.....                                      | ...      | 5     | ...        | ...   | 5       | 5       | 10      | 5     | 5     | 5       | 5         | 10       | ...   | 5        | ...   | 5      | 10       |  |
| Not heated.....  | 15       | ...   | ...        | 10    | 140     | 5       | 5       | ...   | 35    | 5       | 5         | 55       | 5     | 10       | 5     | 25     | 90       |  |
| <b>*COOKING FUEL</b>                                   |          |       |            |       |         |         |         |       |       |         |           |          |       |          |       |        |          |  |
| Number reporting.....                                  | 1,280    | 2,065 | 1,925      | 2,010 | 1,240   | 2,730   | 2,755   | 1,760 | 1,210 | 1,795   | 3,620     | 2,200    | 1,645 | 720      | 2,405 | 735    | 2,940    |  |
| Coal.....  | 10       | 50    | 35         | 60    | 190     | 265     | 45      | 15    | 5     | 70      | 20        | 115      | 20    | 5        | 190   | ...    | 335      |  |
| Wood.....  | 765      | 120   | 195        | 115   | 700     | 1,250   | 1,115   | 410   | 610   | 325     | 2,570     | 970      | 315   | 275      | 950   | 195    | 885      |  |
| Utility gas.....                                       | 20       | 635   | 175        | 135   | 90      | 435     | 370     | 235   | 55    | 45      | 30        | 170      | 65    | 90       | 125   | 40     | 430      |  |
| Bottled gas.....                                       | 320      | 580   | 950        | 1,240 | 80      | 360     | 545     | 480   | 285   | 660     | 545       | 370      | 490   | 235      | 480   | 290    | 605      |  |
| Liquid fuel.....                                       | 130      | 420   | 395        | 315   | 120     | 270     | 550     | 515   | 145   | 560     | 310       | 475      | 555   | 90       | 540   | 155    | 625      |  |
| Electricity.....                                       | 25       | 245   | 140        | 115   | 30      | 30      | 25      | 95    | 30    | 25      | 55        | 25       | 160   | ...      | 110   | 45     | 30       |  |
| Other fuel.....  | ...      | 15    | 40         | 30    | 30      | 120     | 100     | 10    | 75    | 110     | 85        | 75       | 40    | 25       | 10    | 10     | 30       |  |
| None.....  | 10       | ...   | 5          | ...   | ...     | ...     | 5       | ...   | 5     | ...     | 5         | ...      | ...   | ...      | ...   | ...    | ...      |  |
| <b>*REFRIGERATION EQUIPMENT</b>                        |          |       |            |       |         |         |         |       |       |         |           |          |       |          |       |        |          |  |
| Number reporting.....                                  | 1,185    | 2,035 | 1,835      | 1,980 | 1,225   | 2,855   | 2,690   | 1,800 | 1,135 | 1,630   | 3,710     | 2,265    | 1,655 | 745      | 2,355 | 725    | 3,065    |  |
| Mechanical.....  | 585      | 1,685 | 1,550      | 1,565 | 495     | 1,190   | 1,190   | 1,110 | 765   | 1,045   | 1,410     | 625      | 1,255 | 475      | 1,185 | 375    | 1,170    |  |
| Ice.....   | 345      | 220   | 130        | 285   | 310     | 955     | 790     | 445   | 170   | 265     | 805       | 735      | 210   | 105      | 545   | 175    | 1,110    |  |
| Other or none.....                                     | 255      | 130   | 155        | 130   | 420     | 710     | 710     | 245   | 200   | 320     | 1,495     | 905      | 190   | 165      | 625   | 175    | 785      |  |
| <b>*KITCHEN SINK</b>                                   |          |       |            |       |         |         |         |       |       |         |           |          |       |          |       |        |          |  |
| Number reporting.....                                  | 1,270    | 2,065 | 1,925      | 2,005 | 1,250   | 2,705   | 2,760   | 1,745 | 1,195 | 1,800   | 3,610     | 2,195    | 1,620 | 725      | 2,405 | 720    | 2,925    |  |
| With kitchen sink.....                                 | 335      | 1,360 | 1,295      | 1,180 | 160     | 560     | 1,110   | 860   | 385   | 730     | 465       | 270      | 950   | 245      | 835   | 320    | 810      |  |
| <b>*RADIO</b>  |          |       |            |       |         |         |         |       |       |         |           |          |       |          |       |        |          |  |
| Number reporting.....                                  | 1,205    | 2,115 | 1,805      | 1,980 | 1,165   | 2,835   | 2,765   | 1,920 | 1,210 | 1,755   | 3,625     | 2,195    | 1,680 | 795      | 2,415 | 815    | 3,135    |  |
| With radio.....  | 1,115    | 2,005 | 1,755      | 1,920 | 1,020   | 2,630   | 2,445   | 1,790 | 1,130 | 1,680   | 3,085     | 1,900    | 1,545 | 750      | 2,150 | 750    | 2,785    |  |
| <b>*TELEVISION</b>                                     |          |       |            |       |         |         |         |       |       |         |           |          |       |          |       |        |          |  |
| Number reporting.....                                  | 1,205    | 2,120 | 1,790      | 1,975 | 1,175   | 2,825   | 2,770   | 1,880 | 1,195 | 1,755   | 3,625     | 2,180    | 1,645 | 785      | 2,400 | 800    | 3,100    |  |
| With television.....                                   | ...      | 35    | 70         | 20    | 5       | 25      | 60      | 35    | 10    | 80      | 15        | 15       | 20    | 10       | 25    | 25     | 15       |  |

Table 33.—PLUMBING FACILITIES, YEAR BUILT, AND EQUIPMENT OF RURAL-FARM DWELLING UNITS, FOR COUNTIES: 1950—Con.

[Asterisk (\*) denotes statistics based on 20-percent sample]

| Subject  | Noble | Nowata | Okfuskee | Oklahoma | Oklmulgee | Owage | Ottawa | Pawnee | Payne | Pittsburg | Pontotoc | Pottawatomie | Pushmataha |
|--|-------|--------|----------|----------|-----------|-------|--------|--------|-------|-----------|----------|--------------|------------|
| Total dwelling units.....                              | 1,568 | 1,350  | 2,090    | 2,971    | 2,335     | 2,482 | 2,017  | 1,692  | 2,350 | 2,873     | 2,105    | 3,139        | 1,802      |
| <b>WATER SUPPLY</b>                                    |       |        |          |          |           |       |        |        |       |           |          |              |            |
| Hot and cold piped running water inside structure..... | 280   | 204    | 154      | 1,208    | 249       | 737   | 344    | 238    | 488   | 161       | 363      | 571          | 69         |
| Only cold piped running water inside structure.....    | 185   | 132    | 140      | 375      | 181       | 330   | 262    | 206    | 280   | 257       | 317      | 313          | 93         |
| Piped running water outside structure.....             | 24    | 11     | 12       | 26       | 20        | 62    | 33     | 43     | 30    | 23        | 29       | 46           | 18         |
| No piped running water.....                            | 1,079 | 938    | 1,759    | 1,315    | 1,862     | 1,277 | 1,352  | 1,022  | 1,489 | 2,393     | 1,379    | 2,152        | 1,611      |
| Not reported.....                                      | ...   | 65     | 25       | 47       | 23        | 56    | 26     | 113    | 64    | 39        | 17       | 57           | 11         |
| <b>TOILET FACILITIES</b>                               |       |        |          |          |           |       |        |        |       |           |          |              |            |
| Flush toilet inside structure, exclusive use.....      | 271   | 207    | 157      | 1,220    | 256       | 751   | 363    | 222    | 476   | 190       | 394      | 547          | 69         |
| Flush toilet inside structure, shared.....             | ...   | ...    | ...      | 5        | ...       | 3     | 6      | 1      | ...   | ...       | 1        | 3            | ...        |
| Other toilet facilities (including privy).....         | 1,230 | 1,066  | 1,687    | 1,649    | 1,968     | 1,576 | 1,582  | 1,272  | 1,634 | 2,356     | 1,632    | 2,328        | 1,564      |
| No toilet.....   | 71    | 58     | 224      | 55       | 92        | 108   | 40     | 49     | 111   | 293       | 63       | 297          | 159        |
| Not reported.....                                      | 6     | 19     | 22       | 42       | 19        | 44    | 26     | 148    | 69    | 34        | 15       | 54           | 10         |
| <b>BATHING FACILITIES</b>                              |       |        |          |          |           |       |        |        |       |           |          |              |            |
| Installed bathtub or shower, exclusive use.....        | 361   | 259    | 201      | 1,314    | 300       | 845   | 399    | 332    | 583   | 271       | 447      | 668          | 86         |
| Installed bathtub or shower, shared.....               | ...   | ...    | ...      | 6        | ...       | 5     | 5      | 1      | ...   | ...       | 1        | 3            | ...        |
| No bathtub or shower.....                              | 1,191 | 1,055  | 1,847    | 1,576    | 2,001     | 1,560 | 1,562  | 1,167  | 1,677 | 2,545     | 1,622    | 2,355        | 1,685      |
| Not reported.....                                      | 16    | 36     | 42       | 75       | 34        | 72    | 51     | 192    | 90    | 57        | 35       | 113          | 31         |
| <b>*YEAR BUILT</b>                                     |       |        |          |          |           |       |        |        |       |           |          |              |            |
| Number reporting.....                                  | 1,580 | 1,255  | 2,035    | 2,680    | 2,215     | 2,410 | 1,985  | 1,970  | 2,205 | 2,795     | 2,030    | 2,955        | 1,770      |
| 1945 or later.....                                     | 85    | 70     | 205      | 390      | 140       | 109   | 200    | 55     | 209   | 375       | 265      | 220          | 390        |
| 1940 to 1944.....                                      | 35    | 65     | 90       | 265      | 60        | 100   | 140    | 45     | 85    | 225       | 165      | 115          | 200        |
| 1930 to 1939.....                                      | 210   | 165    | 365      | 645      | 410       | 525   | 235    | 180    | 315   | 545       | 680      | 530          | 530        |
| 1920 to 1929.....                                      | 255   | 315    | 760      | 480      | 825       | 1,035 | 495    | 360    | 500   | 760       | 510      | 795          | 365        |
| 1919 or earlier.....                                   | 995   | 640    | 615      | 900      | 780       | 645   | 915    | 930    | 1,100 | 890       | 410      | 1,275        | 385        |
| <b>*ELECTRIC LIGHTING</b>                              |       |        |          |          |           |       |        |        |       |           |          |              |            |
| Number reporting.....                                  | 1,520 | 1,275  | 2,040    | 2,755    | 2,365     | 2,355 | 1,950  | 1,575  | 2,320 | 2,930     | 1,975    | 2,890        | 1,755      |
| With electric lights.....                              | 1,035 | 565    | 695      | 2,245    | 1,215     | 1,535 | 1,290  | 1,045  | 1,440 | 1,545     | 1,435    | 1,840        | 740        |
| Total occupied dwelling units.....                     | 1,340 | 1,190  | 1,785    | 2,586    | 2,158     | 2,055 | 1,811  | 1,482  | 2,033 | 2,537     | 1,973    | 2,679        | 1,635      |
| <b>*HEATING EQUIPMENT</b>                              |       |        |          |          |           |       |        |        |       |           |          |              |            |
| Number reporting heating equipment.....                | 1,195 | 1,070  | 1,830    | 2,185    | 2,050     | 1,975 | 1,775  | 1,235  | 1,820 | 2,535     | 1,865    | 2,430        | 1,575      |
| Central heating, piped steam or hot water.....         | 10    | 10     | 10       | 20       | 5         | 80    | 5      | 30     | 5     | 10        | 5        | 5            | 35         |
| Central heating, warm air furnace.....                 | 65    | 13     | 80       | 220      | 130       | 40    | 135    | 15     | 60    | 15        | 55       | 25           | 5          |
| Noncentral heating, with flue.....                     | 965   | 885    | 995      | 925      | 1,325     | 1,200 | 1,525  | 965    | 1,495 | 1,670     | 1,005    | 1,325        | 1,300      |
| Noncentral heating, without flue.....                  | 155   | 165    | 745      | 920      | 535       | 650   | 200    | 220    | 260   | 690       | 795      | 950          | 225        |
| Not heated.....  | ...   | ...    | ...      | 30       | 55        | 5     | 10     | 5      | ...   | 150       | ...      | 115          | 10         |
| <b>*HEATING FUEL</b>                                   |       |        |          |          |           |       |        |        |       |           |          |              |            |
| Number reporting heating equipment.....                | 1,195 | 1,070  | 1,830    | 2,185    | 2,050     | 1,975 | 1,775  | 1,235  | 1,820 | 2,535     | 1,865    | 2,430        | 1,575      |
| Central heating.....                                   | 75    | 20     | 90       | 240      | 135       | 120   | 140    | 45     | 65    | 25        | 65       | 30           | 40         |
| Coal.....  | 5     | ...    | ...      | ...      | 5         | ...   | 60     | 10     | 5     | ...       | ...      | 10           | ...        |
| Wood.....  | 5     | ...    | 15       | ...      | 10        | 5     | 30     | ...    | ...   | ...       | 10       | 15           | 5          |
| Utility gas.....                                       | 10    | 10     | 55       | 160      | 95        | 85    | 5      | 20     | 90    | 15        | 35       | ...          | 20         |
| Bottled gas.....                                       | 45    | 10     | 20       | 65       | 25        | 30    | 45     | 15     | 10    | 5         | 15       | 5            | 15         |
| Liquid fuel.....                                       | 10    | ...    | ...      | 10       | ...       | ...   | ...    | ...    | ...   | 5         | 5        | ...          | ...        |
| Other fuel.....  | ...   | ...    | ...      | 5        | ...       | ...   | ...    | ...    | ...   | ...       | ...      | ...          | ...        |
| Not reported.....                                      | ...   | ...    | ...      | ...      | ...       | ...   | ...    | ...    | ...   | ...       | ...      | ...          | ...        |
| Noncentral heating.....                                | 1,120 | 1,050  | 1,740    | 1,915    | 1,860     | 1,850 | 1,625  | 1,185  | 1,755 | 2,360     | 1,800    | 2,285        | 1,525      |
| Coal.....  | 245   | 250    | 145      | 85       | 320       | 175   | 565    | 190    | 135   | 490       | 55       | 55           | 20         |
| Wood.....  | 275   | 265    | 885      | 525      | 740       | 655   | 750    | 560    | 840   | 1,175     | 730      | 970          | 1,265      |
| Utility gas.....                                       | 80    | 285    | 285      | 520      | 485       | 510   | 65     | 145    | 360   | 225       | 410      | 410          | 20         |
| Bottled gas.....                                       | 295   | 210    | 295      | 470      | 210       | 255   | 120    | 115    | 240   | 355       | 425      | 595          | 110        |
| Liquid fuel.....                                       | 185   | 25     | 100      | 235      | 85        | 180   | 110    | 155    | 155   | 100       | 145      | 240          | 100        |
| Electricity.....                                       | 10    | ...    | ...      | 5        | ...       | 20    | ...    | 5      | ...   | 5         | ...      | ...          | 10         |
| Other fuel.....  | 30    | 10     | 25       | 65       | 10        | 50    | ...    | 10     | 25    | 10        | 20       | 10           | ...        |
| Not reported.....                                      | ...   | 5      | 5        | 10       | 10        | 5     | 15     | 5      | ...   | ...       | 15       | 5            | ...        |
| Not heated.....  | ...   | ...    | ...      | 30       | 55        | 5     | 10     | 5      | ...   | 150       | ...      | 115          | 10         |
| <b>*COOKING FUEL</b>                                   |       |        |          |          |           |       |        |        |       |           |          |              |            |
| Number reporting.....                                  | 1,340 | 1,235  | 1,690    | 2,670    | 2,165     | 2,080 | 1,725  | 1,490  | 1,960 | 2,420     | 2,100    | 2,645        | 1,645      |
| Coal.....  | 55    | 125    | 75       | 30       | 170       | 70    | 120    | 90     | 60    | 245       | 25       | 45           | 10         |
| Wood.....  | 160   | 220    | 830      | 460      | 720       | 475   | 680    | 520    | 450   | 1,215     | 575      | 795          | 1,230      |
| Utility gas.....                                       | 105   | 415    | 285      | 865      | 615       | 685   | 50     | 210    | 545   | 230       | 510      | 505          | 15         |
| Bottled gas.....                                       | 455   | 265    | 270      | 815      | 365       | 325   | 375    | 225    | 410   | 270       | 640      | 675          | 220        |
| Liquid fuel.....                                       | 395   | 190    | 165      | 345      | 240       | 335   | 380    | 350    | 395   | 365       | 280      | 505          | 150        |
| Electricity.....                                       | 85    | 20     | 10       | 50       | 20        | 115   | 60     | 65     | 60    | 20        | 30       | 50           | 15         |
| Other fuel.....  | 85    | ...    | 55       | 105      | 35        | 75    | 60     | 30     | 40    | 75        | 40       | 70           | 5          |
| None.....  | ...   | ...    | ...      | ...      | ...       | ...   | ...    | ...    | ...   | ...       | ...      | ...          | ...        |
| <b>*REFRIGERATION EQUIPMENT</b>                        |       |        |          |          |           |       |        |        |       |           |          |              |            |
| Number reporting.....                                  | 1,255 | 1,195  | 1,810    | 2,410    | 2,175     | 1,995 | 1,770  | 1,430  | 2,035 | 2,585     | 1,855    | 2,580        | 1,600      |
| Mechanical.....  | 830   | 595    | 655      | 1,710    | 985       | 1,260 | 830    | 890    | 1,220 | 1,060     | 1,095    | 1,375        | 520        |
| Ice.....   | 310   | 365    | 695      | 485      | 685       | 435   | 665    | 255    | 515   | 775       | 495      | 700          | 395        |
| Other or none.....                                     | 115   | 235    | 460      | 215      | 505       | 300   | 275    | 285    | 300   | 750       | 265      | 505          | 685        |
| <b>*KITCHEN SINK</b>                                   |       |        |          |          |           |       |        |        |       |           |          |              |            |
| Number reporting.....                                  | 1,340 | 1,225  | 1,695    | 2,695    | 2,145     | 2,085 | 1,715  | 1,400  | 1,945 | 2,425     | 2,095    | 2,650        | 1,650      |
| With kitchen sink.....                                 | 785   | 555    | 430      | 1,610    | 645       | 1,160 | 655    | 600    | 1,045 | 495       | 810      | 1,165        | 260        |
| <b>*RADIO</b>  |       |        |          |          |           |       |        |        |       |           |          |              |            |
| Number reporting.....                                  | 1,350 | 1,205  | 1,725    | 2,565    | 2,205     | 2,070 | 1,820  | 1,425  | 2,055 | 2,410     | 2,020    | 2,445        | 1,635      |
| With radio.....  | 1,295 | 1,075  | 1,480    | 2,435    | 1,930     | 1,905 | 1,680  | 1,345  | 1,920 | 2,140     | 1,895    | 2,175        | 1,450      |
| <b>*TELEVISION</b>                                     |       |        |          |          |           |       |        |        |       |           |          |              |            |
| Number reporting.....                                  | 1,360 | 1,210  | 1,715    | 2,555    | 2,195     | 2,070 | 1,800  | 1,365  | 2,040 | 2,415     | 2,005    | 2,510        | 1,625      |
| With television.....                                   | 40    | 20     | 5        | 130      | 50        | 25    | 20     | 45     | 30    | 30        | 40       | 45           | 30         |

## HOUSING—GENERAL CHARACTERISTICS

Table 33.—PLUMBING FACILITIES, YEAR BUILT, AND EQUIPMENT OF RURAL-FARM DWELLING UNITS, FOR COUNTIES: 1950—Con.

[Asterisk (\*) denotes statistics based on 20-percent sample]

| Subject  | Roger<br>Mills | Rogers | Seminole | Sequoyah | Stephens | Texas | Tillman | Tulsa | Wagoner | Wash-<br>ington | Washita | Woods | Woodward |
|--|----------------|--------|----------|----------|----------|-------|---------|-------|---------|-----------------|---------|-------|----------|
| Total dwelling units.....                              | 1,493          | 2,308  | 2,447    | 2,364    | 2,197    | 1,259 | 2,411   | 2,955 | 1,919   | 1,259           | 3,161   | 1,471 | 1,383    |
| <b>WATER SUPPLY</b>                                    |                |        |          |          |          |       |         |       |         |                 |         |       |          |
| Hot and cold piped running water inside structure..... | 259            | 267    | 464      | 89       | 379      | 603   | 711     | 1,159 | 161     | 280             | 708     | 435   | 405      |
| Only cold piped running water inside structure.....    | 275            | 193    | 283      | 81       | 264      | 240   | 443     | 344   | 171     | 152             | 425     | 258   | 244      |
| Piped running water outside structure.....             | 20             | 22     | 46       | 16       | 13       | 12    | 43      | 88    | 17      | 11              | 112     | 80    | 19       |
| No piped running water.....                            | 924            | 1,750  | 1,601    | 2,155    | 1,527    | 380   | 1,154   | 1,274 | 1,562   | 790             | 1,783   | 685   | 699      |
| Not reported.....                                      | 15             | 76     | 53       | 23       | 14       | 24    | 60      | 90    | 8       | 26              | 133     | 13    | 16       |
| <b>TOILET FACILITIES</b>                               |                |        |          |          |          |       |         |       |         |                 |         |       |          |
| Flush toilet inside structure, exclusive use.....      | 267            | 290    | 457      | 92       | 374      | 585   | 680     | 1,139 | 163     | 280             | 665     | 418   | 409      |
| Flush toilet inside structure, shared.....             | ...            | ...    | 2        | 4        | 1        | 7     | 1       | 3     | ...     | 2               | 3       | 3     | ...      |
| Other toilet facilities (including privy).....         | 1,096          | 1,623  | 1,757    | 1,869    | 1,690    | 585   | 1,519   | 1,660 | 1,658   | 920             | 2,206   | 994   | 816      |
| No toilet.....   | 112            | 124    | 179      | 371      | 117      | 58    | 153     | 87    | 87      | 26              | 151     | 43    | 143      |
| Not reported.....                                      | 18             | 71     | 52       | 28       | 15       | 24    | 58      | 66    | 11      | 31              | 136     | 13    | 15       |
| <b>BATHING FACILITIES</b>                              |                |        |          |          |          |       |         |       |         |                 |         |       |          |
| Installed bathtub or shower, exclusive use.....        | 309            | 315    | 527      | 121      | 442      | 615   | 857     | 1,177 | 247     | 324             | 818     | 522   | 461      |
| Installed bathtub or shower, shared.....               | ...            | 1      | 2        | 4        | 1        | 8     | 1       | 4     | ...     | ...             | 2       | 3     | ...      |
| No bathtub or shower.....                              | 1,018          | 1,881  | 1,810    | 2,189    | 1,727    | 587   | 1,475   | 1,661 | 1,653   | 901             | 2,199   | 929   | 901      |
| Not reported.....                                      | 166            | 111    | 108      | 50       | 27       | 49    | 78      | 113   | 19      | 34              | 142     | 17    | 21       |
| <b>*YEAR BUILT</b>                                     |                |        |          |          |          |       |         |       |         |                 |         |       |          |
| Number reporting.....                                  | 1,445          | 1,100  | 2,445    | 2,330    | 2,130    | 1,210 | 2,110   | 2,845 | 1,905   | 1,205           | 3,100   | 1,450 | 1,385    |
| 1945 or later.....                                     | 345            | 75     | 125      | 485      | 205      | 160   | 135     | 495   | 230     | 150             | 235     | 145   | 180      |
| 1940 to 1944.....                                      | 50             | 30     | 80       | 360      | 95       | 30    | 85      | 195   | 130     | 75              | 160     | 105   | 55       |
| 1930 to 1939.....                                      | 210            | 370    | 910      | 445      | 370      | 100   | 390     | 675   | 365     | 385             | 540     | 115   | 135      |
| 1920 to 1929.....                                      | 485            | 280    | 930      | 450      | 585      | 390   | 485     | 810   | 505     | 310             | 850     | 345   | 205      |
| 1919 or earlier.....                                   | 555            | 345    | 400      | 590      | 875      | 530   | 1,015   | 670   | 685     | 85              | 1,315   | 840   | 810      |
| <b>*ELECTRIC LIGHTING</b>                              |                |        |          |          |          |       |         |       |         |                 |         |       |          |
| Number reporting.....                                  | 1,465          | 1,430  | 2,290    | 2,210    | 2,215    | 1,230 | 2,105   | 2,885 | 1,940   | 1,380           | 2,945   | 1,375 | 1,330    |
| With electric lights.....                              | 1,305          | 915    | 1,265    | 700      | 1,500    | 735   | 1,555   | 2,380 | 770     | 880             | 2,605   | 1,060 | 935      |
| Total occupied dwelling units.....                     | 1,278          | 2,119  | 2,227    | 2,213    | 2,018    | 1,073 | 1,881   | 2,669 | 1,793   | 1,133           | 2,753   | 1,321 | 1,174    |
| <b>*HEATING EQUIPMENT</b>                              |                |        |          |          |          |       |         |       |         |                 |         |       |          |
| Number reporting heating equipment.....                | 1,260          | 1,020  | 2,090    | 1,885    | 2,105    | 965   | 1,740   | 2,510 | 1,695   | 1,125           | 2,645   | 1,290 | 1,145    |
| Central heating, piped steam or hot water.....         | 10             | ...    | 40       | 20       | 10       | 5     | ...     | 35    | 55      | 5               | 15      | 5     | ...      |
| Central heating, warm air furnace.....                 | 25             | 60     | 15       | 15       | 35       | 195   | 85      | 115   | 20      | 45              | 220     | 230   | 65       |
| Noncentral heating, with flue.....                     | 755            | 795    | 1,095    | 1,030    | 970      | 655   | 930     | 1,200 | 1,245   | 700             | 1,935   | 945   | 1,005    |
| Noncentral heating, without flue.....                  | 465            | 145    | 895      | 565      | 1,090    | 110   | 725     | 1,140 | 375     | 375             | 475     | 60    | 75       |
| Not heated.....  | 5              | 20     | 45       | 255      | ...      | ...   | ...     | 30    | ...     | ...             | ...     | ...   | ...      |
| <b>*HEATING FUEL</b>                                   |                |        |          |          |          |       |         |       |         |                 |         |       |          |
| Number reporting heating equipment.....                | 1,260          | 1,020  | 2,090    | 1,885    | 2,105    | 965   | 1,740   | 2,510 | 1,695   | 1,125           | 2,645   | 1,290 | 1,145    |
| Central heating.....                                   | 35             | 60     | 55       | 35       | 45       | 200   | 85      | 150   | 75      | 50              | 235     | 235   | 65       |
| Coal.....  | 10             | 25     | 5        | ...      | 10       | 15    | ...     | 10    | ...     | 5               | 10      | 25    | ...      |
| Wood.....  | ...            | 10     | ...      | 10       | 15       | ...   | ...     | ...   | 10      | 5               | 10      | ...   | ...      |
| Utility gas.....                                       | 10             | 10     | 40       | 5        | 20       | 75    | 20      | 105   | 35      | 30              | 55      | 20    | 10       |
| Bottled gas.....                                       | 15             | 10     | 5        | 15       | ...      | 35    | 25      | 30    | 30      | 10              | 135     | 175   | 55       |
| Liquid fuel.....                                       | ...            | 5      | ...      | 5        | ...      | 75    | 40      | 5     | ...     | ...             | 20      | 15    | ...      |
| Other fuel.....  | ...            | ...    | 5        | ...      | ...      | ...   | ...     | ...   | ...     | ...             | 5       | ...   | ...      |
| Not reported.....                                      | ...            | ...    | ...      | ...      | ...      | ...   | ...     | ...   | ...     | ...             | ...     | ...   | ...      |
| Noncentral heating.....                                | 1,220          | 940    | 1,990    | 1,595    | 2,060    | 765   | 1,655   | 2,340 | 1,620   | 1,075           | 2,440   | 1,095 | 1,080    |
| Coal.....  | 310            | 390    | 45       | 195      | 50       | 60    | 200     | 450   | 995     | 105             | 355     | 200   | 210      |
| Wood.....  | 115            | 340    | 955      | 945      | 625      | 15    | 95      | 305   | 495     | 130             | 100     | 180   | 245      |
| Utility gas.....                                       | 70             | 70     | 590      | 260      | 290      | 250   | 75      | 960   | 215     | 345             | 165     | 35    | 50       |
| Bottled gas.....                                       | 375            | 85     | 230      | 115      | 655      | 260   | 640     | 265   | 225     | 220             | 935     | 315   | 245      |
| Liquid fuel.....                                       | 320            | 40     | 50       | 55       | 420      | 125   | 555     | 200   | 85      | 45              | 780     | 300   | 275      |
| Electricity.....                                       | 10             | ...    | ...      | 5        | ...      | ...   | ...     | 35    | ...     | ...             | 15      | 10    | 20       |
| Other fuel.....  | 20             | 10     | 110      | 20       | 15       | 55    | 90      | 125   | ...     | 10              | 60      | 15    | 35       |
| Not reported.....                                      | ...            | 5      | 10       | ...      | 5        | ...   | ...     | 5     | 5       | 15              | ...     | ...   | ...      |
| Not heated.....  | 5              | 20     | 45       | 255      | ...      | ...   | ...     | 20    | ...     | ...             | ...     | ...   | ...      |
| <b>*COOKING FUEL</b>                                   |                |        |          |          |          |       |         |       |         |                 |         |       |          |
| Number reporting.....                                  | 1,275          | 1,390  | 2,315    | 2,175    | 1,880    | 1,020 | 1,820   | 2,580 | 1,740   | 1,040           | 2,705   | 1,415 | 1,100    |
| Coal.....  | 160            | 165    | 45       | 120      | 20       | 10    | 40      | 220   | 205     | 10              | 55      | 50    | 40       |
| Wood.....  | 85             | 445    | 845      | 1,345    | 395      | 5     | 65      | 240   | 500     | 165             | 110     | 100   | 80       |
| Utility gas.....                                       | 75             | 190    | 820      | 300      | 325      | 405   | 65      | 1,140 | 205     | 420             | 245     | 80    | 65       |
| Bottled gas.....                                       | 520            | 240    | 310      | 210      | 695      | 355   | 750     | 420   | 405     | 250             | 1,400   | 695   | 460      |
| Liquid fuel.....                                       | 370            | 265    | 155      | 135      | 370      | 200   | 730     | 350   | 325     | 145             | 615     | 405   | 305      |
| Electricity.....                                       | 35             | 35     | 15       | 15       | 30       | ...   | 35      | 100   | 35      | 40              | 220     | 85    | 105      |
| Other fuel.....  | 30             | 40     | 125      | 50       | 45       | 45    | 135     | 105   | 65      | 10              | 60      | ...   | 45       |
| None.....  | ...            | 10     | ...      | ...      | ...      | ...   | ...     | 5     | ...     | ...             | ...     | ...   | ...      |
| <b>*REFRIGERATION EQUIPMENT</b>                        |                |        |          |          |          |       |         |       |         |                 |         |       |          |
| Number reporting.....                                  | 1,250          | 1,365  | 2,065    | 2,080    | 2,025    | 1,085 | 1,635   | 2,570 | 1,795   | 1,175           | 2,665   | 1,220 | 1,145    |
| Mechanical.....  | 875            | 610    | 1,045    | 490      | 1,290    | 920   | 1,245   | 1,835 | 970     | 700             | 2,165   | 990   | 875      |
| Ice.....   | 175            | 495    | 525      | 470      | 470      | 85    | 220     | 520   | 845     | 345             | 305     | 125   | 135      |
| Other or none.....                                     | 200            | 260    | 495      | 725      | 265      | 80    | 170     | 215   | 390     | 130             | 195     | 105   | 135      |
| <b>*KITCHEN SINK</b>                                   |                |        |          |          |          |       |         |       |         |                 |         |       |          |
| Number reporting.....                                  | 1,270          | 1,205  | 2,240    | 2,155    | 1,880    | 1,025 | 1,805   | 2,565 | 1,745   | 1,040           | 2,700   | 1,410 | 1,105    |
| With kitchen sink.....                                 | 730            | 390    | 925      | 275      | 765      | 830   | 1,080   | 1,345 | 420     | 520             | 1,630   | 965   | 730      |
| <b>*RADIO</b>  |                |        |          |          |          |       |         |       |         |                 |         |       |          |
| Number reporting.....                                  | 1,300          | 1,065  | 2,125    | 2,325    | 1,990    | 1,120 | 1,700   | 2,685 | 1,785   | 1,185           | 2,685   | 1,275 | 1,205    |
| With radio.....  | 1,220          | 970    | 1,780    | 2,025    | 1,865    | 1,085 | 1,595   | 2,465 | 1,605   | 1,115           | 2,560   | 1,230 | 1,180    |
| <b>*TELEVISION</b>                                     |                |        |          |          |          |       |         |       |         |                 |         |       |          |
| Number reporting.....                                  | 1,285          | 1,270  | 2,095    | 2,325    | 1,995    | 1,100 | 1,690   | 2,670 | 1,760   | 1,185           | 2,695   | 1,275 | 1,205    |
| With television.....                                   | ...            | 30     | 25       | 55       | 5        | 15    | 15      | 80    | 15      | 40              | 50      | 15    | 20       |

Table 33a.—CHARACTERISTICS OF RURAL-FARM DWELLING UNITS OCCUPIED BY NONWHITE PERSONS, FOR SELECTED COUNTIES: 1950

[Counties shown are those with 250 or more nonwhite households. Asterisk (\*) denotes statistics based on 20-percent sample]

| Subject   | Adair | Atoka | Blaine | Bryan | Caddo | Canadian | Carter | Cherokee | Choctaw | Comanche | Creek | Custer | Delaware | Garfield | Garvin | Grady | Hughes |  |
|---|-------|-------|--------|-------|-------|----------|--------|----------|---------|----------|-------|--------|----------|----------|--------|-------|--------|--|
| Total dwelling units.....                               | 315   | 128   | 136    | 145   | 262   | 42       | 235    | 290      | 516     | 73       | 440   | 35     | 277      | 10       | 101    | 28    | 244    |  |
| <b>WATER SUPPLY</b>                                     |       |       |        |       |       |          |        |          |         |          |       |        |          |          |        |       |        |  |
| Hot and cold piped running water inside structure.....  | 1     | ...   | 5      | 2     | 10    | 2        | 11     | 4        | 2       | 5        | 11    | ...    | 11       | 2        | 1      | 2     | 17     |  |
| Only cold piped running water inside structure.....     | 4     | 3     | 5      | 6     | 22    | 5        | 10     | 9        | 16      | 7        | 18    | 1      | 14       | 2        | 4      | ...   | 5      |  |
| Piped running water outside structure.....              | 1     | ...   | 1      | ...   | 2     | ...      | 3      | ...      | 13      | 3        | 4     | ...    | 2        | ...      | 1      | 1     | 3      |  |
| No piped running water.....                             | 308   | 125   | 124    | 135   | 226   | 32       | 209    | 273      | 473     | 56       | 401   | 32     | 247      | 6        | 94     | 25    | 216    |  |
| Not reported.....                                       | 1     | ...   | 1      | 2     | 2     | 3        | 2      | 4        | 12      | 2        | 6     | 2      | 3        | ...      | 1      | ...   | 3      |  |
| <b>TOILET FACILITIES</b>                                |       |       |        |       |       |          |        |          |         |          |       |        |          |          |        |       |        |  |
| Flush toilet inside structure, exclusive use.....       | 2     | 1     | 5      | 3     | 14    | 3        | 13     | 3        | 3       | 4        | 15    | ...    | 8        | 2        | 1      | 2     | 15     |  |
| Flush toilet inside structure, shared.....              | ...   | ...   | ...    | ...   | ...   | ...      | 1      | ...      | ...     | ...      | ...   | ...    | ...      | ...      | ...    | ...   | ...    |  |
| Other toilet facilities (including privy).....          | 188   | 114   | 126    | 115   | 238   | 33       | 212    | 198      | 454     | 64       | 393   | 33     | 218      | 8        | 75     | 25    | 197    |  |
| No toilet.....  | 124   | 13    | 4      | 24    | 9     | 3        | 7      | 86       | 46      | 4        | 26    | ...    | 48       | ...      | 25     | 1     | 30     |  |
| Not reported.....                                       | 1     | ...   | 1      | 3     | 1     | 3        | 2      | 3        | 13      | 1        | 6     | 2      | 3        | ...      | ...    | ...   | 2      |  |
| <b>CONDITION AND PLUMBING FACILITIES</b>                |       |       |        |       |       |          |        |          |         |          |       |        |          |          |        |       |        |  |
| Not dilapidated:  |       |       |        |       |       |          |        |          |         |          |       |        |          |          |        |       |        |  |
| With priv. toilet and bath, and hot running water.....  | 1     | ...   | 4      | 1     | 9     | 1        | 9      | 2        | 1       | 3        | 9     | ...    | 6        | 1        | 1      | 2     | 12     |  |
| With private toilet and bath, and only cold water.....  | 1     | ...   | ...    | 2     | 3     | ...      | 1      | ...      | ...     | ...      | 3     | ...    | 1        | ...      | ...    | ...   | ...    |  |
| With running water, lacking private toilet or bath..... | 1     | 3     | 5      | 3     | 17    | 6        | 6      | 7        | 13      | 9        | 13    | 1      | 9        | 3        | 3      | ...   | 7      |  |
| No running water.....                                   | 128   | 66    | 73     | 63    | 151   | 20       | 100    | 140      | 210     | 40       | 270   | 19     | 133      | 4        | 52     | 19    | 75     |  |
| Dilapidated:  |       |       |        |       |       |          |        |          |         |          |       |        |          |          |        |       |        |  |
| With priv. toilet and bath, and hot running water.....  | ...   | ...   | ...    | ...   | ...   | ...      | 2      | ...      | ...     | ...      | ...   | ...    | ...      | ...      | ...    | ...   | ...    |  |
| Lacking hot water, private toilet or bath.....          | 164   | 57    | 44     | 67    | 72    | 10       | 113    | 136      | 276     | 19       | 132   | 11     | 116      | 2        | 43     | 16    | 145    |  |
| Condition or plumbing facilities not reported.....      | 20    | 2     | 10     | 9     | 10    | 5        | 4      | 5        | 17      | 2        | 13    | 4      | 12       | ...      | 2      | ...   | 5      |  |
| <b>NUMBER OF PERSONS</b>                                |       |       |        |       |       |          |        |          |         |          |       |        |          |          |        |       |        |  |
| 1 person.....   | 11    | 9     | 9      | 14    | 9     | 3        | 17     | 30       | 34      | 6        | 44    | 2      | 18       | ...      | 12     | 5     | 6      |  |
| 2 persons.....  | 42    | 32    | 23     | 39    | 41    | 10       | 96     | 34       | 118     | 11       | 98    | 1      | 54       | 3        | 21     | 8     | 38     |  |
| 3 persons.....  | 48    | 31    | 18     | 21    | 24    | 7        | 42     | 62       | 79      | 13       | 71    | 5      | 54       | 2        | 15     | 3     | 39     |  |
| 4 persons.....  | 57    | 16    | 18     | 20    | 40    | 3        | 34     | 32       | 63      | 11       | 53    | 6      | 33       | 2        | 11     | 2     | 41     |  |
| 5 persons.....  | 46    | 12    | 14     | 13    | 28    | 4        | 18     | 51       | 62      | 9        | 39    | 5      | 27       | 1        | 7      | 2     | 30     |  |
| 6 persons.....  | 45    | 7     | 16     | 15    | 32    | 4        | 18     | 25       | 42      | 3        | 38    | 2      | 31       | 2        | 10     | ...   | 25     |  |
| 7 persons or more.....                                  | 66    | 21    | 38     | 23    | 88    | 11       | 50     | 56       | 118     | 20       | 107   | 14     | 60       | ...      | 25     | 8     | 65     |  |
| Median number of persons.....                           | 4.5   | 3.2   | 4.5    | 3.4   | 5.1   | ...      | 3.6    | 4.1      | 3.9     | ...      | 3.6   | ...    | 3.9      | ...      | 3.7    | ...   | 4.5    |  |
| <b>PERSONS PER ROOM</b>                                 |       |       |        |       |       |          |        |          |         |          |       |        |          |          |        |       |        |  |
| 1.00 or less.....                                       | 101   | 69    | 48     | 82    | 109   | 18       | 128    | 118      | 262     | 35       | 245   | 7      | 119      | 6        | 46     | 15    | 113    |  |
| 1.01 to 1.50.....                                       | 67    | 15    | 29     | 18    | 45    | 9        | 29     | 52       | 73      | 15       | 67    | 4      | 36       | 1        | 13     | 2     | 42     |  |
| 1.51 or more.....                                       | 140   | 44    | 53     | 34    | 100   | 14       | 71     | 105      | 164     | 19       | 117   | 21     | 116      | 3        | 37     | 10    | 80     |  |
| Not reported.....                                       | 7     | ...   | 8      | 11    | 8     | 1        | 7      | 15       | 17      | 4        | 11    | 3      | 6        | ...      | 5      | 1     | 9      |  |
| <b>*ELECTRIC LIGHTING</b>                               |       |       |        |       |       |          |        |          |         |          |       |        |          |          |        |       |        |  |
| Number reporting.....                                   | 340   | 125   | 140    | 155   | 295   | 55       | 255    | 290      | 510     | 90       | 460   | 30     | 250      | 10       | 90     | 15    | 250    |  |
| With electric lights.....                               | 100   | 30    | 30     | 75    | 135   | 20       | 90     | 65       | 170     | 35       | 95    | ...    | 35       | ...      | 40     | 15    | 90     |  |
| <b>*REFRIGERATION EQUIPMENT</b>                         |       |       |        |       |       |          |        |          |         |          |       |        |          |          |        |       |        |  |
| Number reporting.....                                   | 340   | 125   | 135    | 155   | 290   | 55       | 250    | 290      | 465     | 90       | 445   | 30     | 235      | 10       | 90     | 15    | 250    |  |
| Mechanical.....   | 40    | 25    | 15     | 50    | 55    | 10       | 30     | 35       | 60      | 30       | 55    | 5      | 20       | ...      | 20     | 15    | 45     |  |
| Ice.....  | 40    | 15    | 65     | 15    | 115   | 20       | 135    | 85       | 150     | 30       | 255   | 5      | 60       | 10       | 35     | ...   | 60     |  |
| Other or none.....                                      | 260   | 85    | 55     | 90    | 120   | 25       | 85     | 170      | 255     | 30       | 135   | 20     | 155      | ...      | 35     | ...   | 145    |  |
| <b>*KITCHEN SINK</b>                                    |       |       |        |       |       |          |        |          |         |          |       |        |          |          |        |       |        |  |
| Number reporting.....                                   | 260   | 110   | 145    | 115   | 280   | 55       | 300    | 255      | 430     | 60       | 385   | 40     | 285      | 5        | 90     | 20    | 240    |  |
| With kitchen sink.....                                  | 10    | 5     | 25     | 10    | 45    | 5        | 25     | 25       | 15      | 10       | 35    | 5      | 30       | 5        | ...    | ...   | 30     |  |

## HOUSING—GENERAL CHARACTERISTICS

Table 33a.—CHARACTERISTICS OF RURAL-FARM DWELLING UNITS OCCUPIED BY NONWHITE PERSONS, FOR SELECTED COUNTIES: 1950—Con.

(Counties shown are those with 250 or more nonwhite households. Asterisk (\*) denotes statistics based on 20-percent sample)

| Subject   | Jackson | Kay | King-fisher | Kiowa | Le Flore | Lincoln | Logan | Mc-Curtain | Mc-Intosh | Mayes | Mus-kogee | Nowata | Ok-fuskee | Okla-homa | Ok-mulgee | Osage | Ottava |  |
|---|---------|-----|-------------|-------|----------|---------|-------|------------|-----------|-------|-----------|--------|-----------|-----------|-----------|-------|--------|--|
| Total dwelling units.....                               | 22      | 69  | 151         | 120   | 145      | 198     | 247   | 870        | 502       | 202   | 708       | 85     | 602       | 185       | 665       | 111   | 80     |  |
| WATER SUPPLY  |         |     |             |       |          |         |       |            |           |       |           |        |           |           |           |       |        |  |
| Hot and cold piped running water inside structure.....  | ...     | 5   | 5           | 7     | 6        | 3       | 5     | 3          | 7         | 5     | 19        | 2      | 14        | 15        | 12        | 66    | 9      |  |
| Only cold piped running water inside structure.....     | ...     | 4   | 9           | 6     | 13       | ...     | 9     | 24         | 6         | 7     | 29        | 3      | 19        | 17        | 21        | 13    | 8      |  |
| Piped running water outside structure.....              | ...     | ... | ...         | 15    | 1        | ...     | 9     | 2          | ...       | 4     | 2         | 1      | 1         | ...       | 1         | 1     | 1      |  |
| No piped running water.....                             | 22      | 59  | 137         | 92    | 124      | 194     | 222   | 834        | 481       | 184   | 645       | 78     | 563       | 152       | 626       | 29    | 61     |  |
| Not reported.....                                       | ...     | 1   | ...         | ...   | 1        | 1       | 2     | 7          | 8         | 2     | 13        | 1      | 5         | 1         | 5         | 2     | 1      |  |
| TOILET FACILITIES                                       |         |     |             |       |          |         |       |            |           |       |           |        |           |           |           |       |        |  |
| Flush toilet inside structure, exclusive use.....       | ...     | 4   | 8           | 10    | 5        | 3       | 5     | 3          | 9         | 5     | 23        | 2      | 20        | 18        | 16        | 71    | 12     |  |
| Flush toilet inside structure, shared.....              | ...     | ... | ...         | ...   | 1        | ...     | ...   | ...        | ...       | ...   | ...       | ...    | ...       | ...       | ...       | ...   | ...    |  |
| Other toilet facilities (including privy).....          | 22      | 64  | 141         | 107   | 127      | 178     | 227   | 764        | 453       | 188   | 652       | 79     | 533       | 161       | 617       | 36    | 67     |  |
| No toilet.....  | ...     | ... | 2           | 1     | 11       | 17      | 14    | 96         | 35        | 8     | 29        | 4      | 45        | 5         | 27        | 4     | ...    |  |
| Not reported.....                                       | ...     | 1   | ...         | 2     | 1        | ...     | 1     | 7          | 5         | 1     | 4         | ...    | 4         | 1         | 5         | ...   | 1      |  |
| CONDITION AND PLUMBING FACILITIES                       |         |     |             |       |          |         |       |            |           |       |           |        |           |           |           |       |        |  |
| Not dilapidated:  |         |     |             |       |          |         |       |            |           |       |           |        |           |           |           |       |        |  |
| With priv. toilet and bath, and hot running water.....  | ...     | 3   | 5           | 7     | 3        | 3       | 3     | 3          | 5         | 4     | 13        | 2      | 10        | 13        | 9         | 62    | 6      |  |
| With private toilet and bath, and only cold water.....  | ...     | ... | ...         | 3     | 1        | ...     | ...   | ...        | 2         | 1     | 2         | ...    | 3         | 3         | 1         | 4     | 2      |  |
| With running water, lacking private toilet or bath..... | ...     | 5   | 5           | 3     | 12       | ...     | 8     | 9          | 4         | 7     | 22        | 3      | 10        | 12        | 13        | 10    | 9      |  |
| No running water.....                                   | 12      | 28  | 71          | 73    | 68       | 96      | 97    | 342        | 199       | 112   | 345       | 29     | 273       | 98        | 244       | 22    | 44     |  |
| Dilapidated:  |         |     |             |       |          |         |       |            |           |       |           |        |           |           |           |       |        |  |
| With priv. toilet and bath, and hot running water.....  | ...     | 1   | ...         | ...   | ...      | ...     | 1     | ...        | ...       | ...   | 2         | ...    | ...       | 1         | 1         | 1     | ...    |  |
| Lacking hot water, private toilet or bath.....          | 10      | 27  | 67          | 31    | 56       | 95      | 131   | 496        | 264       | 73    | 281       | 48     | 285       | 54        | 374       | 6     | 17     |  |
| Condition or plumbing facilities not reported.....      | ...     | 5   | 3           | 3     | 5        | 4       | 7     | 20         | 28        | 5     | 43        | 3      | 21        | 4         | 23        | 6     | 2      |  |
| NUMBER OF PERSONS                                       |         |     |             |       |          |         |       |            |           |       |           |        |           |           |           |       |        |  |
| 1 person.....   | 3       | ... | 13          | 6     | 9        | 18      | 24    | 56         | 38        | 14    | 50        | 9      | 38        | 15        | 39        | 6     | 8      |  |
| 2 persons.....  | 4       | 12  | 48          | 16    | 38       | 46      | 76    | 175        | 106       | 41    | 170       | 26     | 118       | 61        | 132       | 36    | 19     |  |
| 3 persons.....  | 1       | 11  | 23          | 11    | 29       | 30      | 36    | 151        | 81        | 30    | 128       | 11     | 82        | 35        | 92        | 16    | 13     |  |
| 4 persons.....  | 4       | 14  | 18          | 18    | 20       | 19      | 23    | 119        | 65        | 29    | 87        | 15     | 95        | 18        | 98        | 16    | 13     |  |
| 5 persons.....  | 2       | 5   | 14          | 19    | 15       | 13      | 22    | 93         | 51        | 22    | 71        | 6      | 73        | 24        | 85        | 14    | 6      |  |
| 6 persons.....  | 1       | 7   | 11          | 16    | 10       | 21      | 13    | 78         | 45        | 20    | 54        | 4      | 55        | 8         | 56        | 10    | 6      |  |
| 7 persons or more.....                                  | 7       | 20  | 24          | 34    | 24       | 51      | 53    | 198        | 116       | 46    | 148       | 14     | 141       | 24        | 163       | 13    | 15     |  |
| Median number of persons.....                           | ...     | ... | 3.1         | 5.0   | 3.4      | 3.8     | 3.2   | 3.9        | 3.9       | 4.1   | 3.6       | ...    | 4.2       | 3.0       | 4.2       | 3.3   | ...    |  |
| PERSONS PER ROOM  |         |     |             |       |          |         |       |            |           |       |           |        |           |           |           |       |        |  |
| 1.00 or less.....                                       | 10      | 30  | 96          | 50    | 89       | 110     | 151   | 439        | 265       | 83    | 416       | 56     | 316       | 132       | 346       | 92    | 56     |  |
| 1.01 to 1.50.....                                       | 5       | 11  | 27          | 33    | 21       | 30      | 32    | 129        | 56        | 33    | 109       | 13     | 93        | 23        | 117       | 10    | 11     |  |
| 1.51 or more.....                                       | 7       | 27  | 26          | 34    | 28       | 53      | 47    | 272        | 171       | 84    | 167       | 14     | 174       | 24        | 191       | 8     | 12     |  |
| Not reported.....                                       | ...     | 1   | 2           | 3     | 7        | 5       | 17    | 30         | 10        | 2     | 16        | 2      | 19        | 6         | 11        | 1     | 1      |  |
| *ELECTRIC LIGHTING                                      |         |     |             |       |          |         |       |            |           |       |           |        |           |           |           |       |        |  |
| Number reporting.....                                   | 25      | 65  | 140         | 145   | 155      | 235     | 235   | 825        | 525       | 205   | 750       | 90     | 610       | 170       | 680       | 105   | 80     |  |
| With electric lights.....                               | 10      | 25  | 65          | 75    | 40       | 35      | 45    | 175        | 110       | 30    | 180       | 10     | 155       | 85        | 155       | 90    | 50     |  |
| *REFRIGERATION EQUIPMENT                                |         |     |             |       |          |         |       |            |           |       |           |        |           |           |           |       |        |  |
| Number reporting.....                                   | 25      | 65  | 135         | 145   | 155      | 225     | 235   | 825        | 515       | 205   | 655       | 90     | 605       | 170       | 675       | 105   | 80     |  |
| Mechanical.....   | ...     | 15  | 30          | 30    | 20       | 15      | 20    | 100        | 70        | 25    | 85        | ...    | 70        | 55        | 70        | 75    | 45     |  |
| Ice.....  | 20      | 35  | 55          | 75    | 90       | 100     | 135   | 210        | 225       | 65    | 350       | 35     | 330       | 80        | 340       | 20    | 25     |  |
| Other or none.....                                      | 5       | 15  | 50          | 40    | 45       | 110     | 80    | 515        | 220       | 115   | 220       | 55     | 205       | 35        | 265       | 10    | 10     |  |
| *KITCHEN SINK   |         |     |             |       |          |         |       |            |           |       |           |        |           |           |           |       |        |  |
| Number reporting.....                                   | 10      | 40  | 175         | 110   | 150      | 210     | 250   | 875        | 520       | 200   | 695       | 85     | 535       | 185       | 660       | 130   | 60     |  |
| With kitchen sink.....                                  | ...     | 5   | 35          | 15    | 20       | 25      | 10    | 25         | 25        | 20    | 80        | 10     | 50        | 20        | 45        | 95    | 5      |  |

Table 33a.—CHARACTERISTICS OF RURAL-FARM DWELLING UNITS OCCUPIED BY NONWHITE PERSONS, FOR SELECTED COUNTIES: 1950—Con.

[Counties shown are those with 250 or more nonwhite households. Asterisk (\*) denotes statistics based on 20-percent sample]

| Subject   | Payne | Pittsburg | Pontotoc | Pottawatomie | Rogers | Seminole | Sequoyah | Tillman | Tulsa | Wagoner | Washington |
|---|-------|-----------|----------|--------------|--------|----------|----------|---------|-------|---------|------------|
| Total dwelling units.....                               | 38    | 135       | 67       | 161          | 80     | 564      | 267      | 181     | 152   | 418     | 36         |
| <b>WATER SUPPLY</b>                                     |       |           |          |              |        |          |          |         |       |         |            |
| Hot and cold piped running water inside structure.....  | 2     | 5         | 4        | 6            | 3      | 36       | 3        | 7       | 22    | 3       | 7          |
| Only cold piped running water inside structure.....     | 3     | 6         | 4        | 15           | 3      | 43       | 8        | 11      | 4     | 4       | 14         |
| Piped running water outside structure.....              | ...   | ...       | 3        | 1            | ...    | 6        | ...      | 4       | 6     | 1       | 2          |
| No piped running water.....                             | 33    | 122       | 55       | 134          | 71     | 465      | 254      | 158     | 112   | 400     | 24         |
| Not reported.....                                       | ...   | 2         | 1        | 5            | 3      | 14       | 2        | 1       | 8     | ...     | 2          |
| <b>TOILET FACILITIES</b>                                |       |           |          |              |        |          |          |         |       |         |            |
| Flush toilet inside structure, exclusive use.....       | 2     | 5         | 6        | 8            | 3      | 38       | 3        | 8       | 19    | 5       | 7          |
| Flush toilet inside structure, shared.....              | ...   | ...       | ...      | ...          | ...    | 1        | ...      | ...     | ...   | ...     | ...        |
| Other toilet facilities (including privy).....          | 35    | 124       | 54       | 142          | 69     | 465      | 181      | 169     | 129   | 393     | 27         |
| No toilet.....  | 1     | 5         | 7        | 6            | 5      | 48       | 81       | 4       | ...   | 20      | ...        |
| Not reported.....                                       | ...   | 1         | ...      | 5            | 3      | 12       | 2        | ...     | 4     | ...     | 2          |
| <b>CONDITION AND PLUMBING FACILITIES</b>                |       |           |          |              |        |          |          |         |       |         |            |
| Not dilapidated:  |       |           |          |              |        |          |          |         |       |         |            |
| With priv. toilet and bath, and hot running water.....  | 2     | 4         | 4        | 5            | 2      | 27       | 2        | 7       | 19    | 2       | 5          |
| With private toilet and bath, and only cold water.....  | ...   | ...       | 1        | 2            | ...    | 7        | ...      | ...     | ...   | ...     | ...        |
| With running water, lacking private toilet or bath..... | 2     | 2         | 2        | 14           | 4      | 27       | 6        | 9       | 4     | 11      | 3          |
| No running water.....                                   | 10    | 42        | 28       | 106          | 33     | 259      | 131      | 113     | 68    | 163     | 16         |
| Dilapidated:  |       |           |          |              |        |          |          |         |       |         |            |
| With priv. toilet and bath, and hot running water.....  | ...   | 1         | ...      | ...          | ...    | ...      | ...      | ...     | ...   | ...     | ...        |
| Lacking hot water, private toilet or bath.....          | 22    | 81        | 30       | 23           | 35     | 215      | 124      | 50      | 48    | 229     | 8          |
| Condition or plumbing facilities not reported.....      | 2     | 5         | 2        | 11           | 6      | 29       | 4        | 2       | 13    | 13      | 4          |
| <b>NUMBER OF PERSONS</b>                                |       |           |          |              |        |          |          |         |       |         |            |
| 1 person.....   | 2     | 15        | 4        | 15           | 9      | 35       | 21       | 17      | 12    | 38      | 4          |
| 2 persons.....  | 15    | 27        | 6        | 30           | 20     | 94       | 66       | 52      | 47    | 101     | 14         |
| 3 persons.....  | 4     | 23        | 12       | 17           | 14     | 80       | 31       | 28      | 26    | 64      | 6          |
| 4 persons.....  | 3     | 18        | 14       | 24           | 17     | 85       | 35       | 18      | 13    | 54      | 6          |
| 5 persons.....  | 5     | 14        | 13       | 22           | 7      | 78       | 27       | 14      | 10    | 39      | 4          |
| 6 persons.....  | 3     | 12        | 5        | 17           | 3      | 47       | 39       | 17      | 11    | 31      | 2          |
| 7 persons or more.....                                  | 6     | 26        | 13       | 36           | 10     | 145      | 48       | 35      | 33    | 91      | ...        |
| Median number of persons.....                           | ...   | 3.6       | ...      | 4.3          | ...    | 4.4      | 3.9      | 3.3     | 3.2   | 3.6     | ...        |
| <b>PERSONS PER ROOM</b>                                 |       |           |          |              |        |          |          |         |       |         |            |
| 1.00 or less.....                                       | 27    | 77        | 25       | 73           | 49     | 273      | 125      | 93      | 91    | 235     | 28         |
| 1.01 to 1.50.....                                       | 3     | 20        | 12       | 30           | 11     | 101      | 38       | 25      | 15    | 66      | 3          |
| 1.51 or more.....                                       | 8     | 35        | 27       | 52           | 16     | 163      | 91       | 60      | 38    | 113     | 4          |
| Not reported.....                                       | ...   | 3         | 3        | 6            | 4      | 27       | 13       | 3       | 8     | 4       | 1          |
| <b>*ELECTRIC LIGHTING</b>                               |       |           |          |              |        |          |          |         |       |         |            |
| Number reporting.....                                   | 50    | 150       | 65       | 185          | 60     | 600      | 235      | 155     | 70    | 405     | 70         |
| With electric lights.....                               | 10    | 55        | 30       | 40           | 20     | 175      | 30       | 80      | 70    | 65      | 35         |
| <b>*REFRIGERATION EQUIPMENT</b>                         |       |           |          |              |        |          |          |         |       |         |            |
| Number reporting.....                                   | 50    | 145       | 65       | 185          | 75     | 590      | 240      | 155     | 155   | 405     | 70         |
| Mechanical.....   | 5     | 35        | 20       | 20           | 15     | 125      | 15       | 35      | 55    | 25      | 20         |
| Ice.....  | 20    | 55        | 25       | 80           | 50     | 175      | 90       | 80      | 50    | 250     | 35         |
| Other or none.....                                      | 25    | 55        | 20       | 85           | 10     | 290      | 135      | 40      | 50    | 130     | 15         |
| <b>*KITCHEN SINK</b>                                    |       |           |          |              |        |          |          |         |       |         |            |
| Number reporting.....                                   | 45    | 130       | 85       | 150          | 35     | 500      | 255      | 235     | 115   | 335     | 20         |
| With kitchen sink.....                                  | 10    | 5         | 15       | 15           | 5      | 100      | 20       | 10      | 25    | 20      | 5          |

## URBANIZED AREA MAPS

The Oklahoma City and Tulsa Urbanized Areas, for which statistics are shown in tables, are depicted in the following maps. The shaded areas, in combination, comprise the urbanized area. To assist in locating the exact external boundaries of the area,

each boundary feature (street segment, political boundary, or other) has been assigned a number. The boundary segments thus numbered are shown on the map and the features to which they apply are presented in the following key.

## KEY TO NUMBERED BOUNDARY SEGMENTS

## Oklahoma City Urbanized Area

**Main urbanized part:** (1) May Ave., (2) Britton-Spring Creek township line, (3) Britton Ave., (4) property line of Wiley Post Airport, (5) Britton-Spring Creek township line, (6) Britton Ave., (7) power line, (8) power line, (9) corporate limits of Nichols Hills, (10) corporate limits of Oklahoma City, (11) property line of Champlin Oil Co., (12) corporate limits of Oklahoma City, (13) C. R. I. & P. R. R. spur, (14) C. R. I. & P. R. R., (15) unnamed levee, (16) Greeley-Oklahoma township line, (17) corporate limits of Oklahoma City, (18) South 22d St. (Slomp St.), (19) Middleton Ave., (20) Ash St. (Southeast 15th St.),

(21) Middleton St. and Middleton St. extension, (22) S. L. & S. F. R. R., (23) Southeast 8th St. (Highland St.), (24) Grand Blvd., (25) Ash St. (Southeast 15th St.), (26) Genesec Ave., (27) Southeast 18th St., (28) East Ave., (29) corporate limits of Oklahoma City, (30) Boone-Greeley township line, (31) Ash St. (Southeast 15th St.), (32) State St. (Grant St.), (33) corporate limits of Del City, (34) Wilkinson Ave., (35) Southeast 30th St., (36) Picard St., (37) Southeast 32d St., (38) State St. (Grant St.), (39) property line of Sunnyside Cemetery, (40) Southeast 29th St.,

(41) Corporate limits of Oklahoma City, (42) North Canadian River, (43) Greeley-Mustang township line, (44) corporate limits of Oklahoma City.

**Outlying urbanized parts:** (45) Corporate limits of Midwest City, (46) property line of 9th Air Service Command, (47) North Vermont Ave., (48) C. R. I. & P. R. R., (49) Meridian Ave., (50) 10th St.,

(51) Northwest 36th St., (52) Geraldine Ave., (53) Northwest 38th St., (54) Amelia Blvd., (55) Northwest 36th St., (56) corporate limits of Warr Acres, (57) corporate limits of Bethany, (58) Northwest 36th St., (59) Glade Ave., (60) El Reno Blvd. (U. S. Hwy. 66), (61) corporate limits of Bethany, (62) property line of Municipal Airport, (63) corporate limits of Bethany, (64) corporate limits of Warr Acres, (65) El Reno Blvd. (U. S. Hwy. 66), (66) Maney Ave.

## Tulsa Urbanized Area

**Main urbanized part:** (1) Corporate limits of Tulsa, (2) Frankfort Ave., (3) 31st St. North and 31st St. North extension, (4) M. V. R. R., (5) corporate limits of Tulsa, (6) power line, (7) 31st St. North, (8) branch of Flat Rock Creek, (9) Apache St., (10) corporate limits of Tulsa, (11) property line of Allied Paint Co., (12) corporate limits of Tulsa, (13) Sheridan Rd., (14) 36th St. North, (15) Mingo Rd., (16) S. L. & S. F. R. R., (17) Memorial Blvd., (18) Apache St., (19) 77th East Ave., (20) Young St.,

(21) 73d East Ave., (22) S. L. & S. F. R. R., (23) Sheridan Rd., (24) corporate limits of Tulsa, (25) Miller Ave. and Miller Ave. extension, (26) branch of Coal Creek, (27) corporate limits of Tulsa, (28) Dawson-Lynn Lane township line, (29) Hudson Ave., (30) Haskell Pl., (31) Joplin Ave., (32) Independence St., (33) Sheridan Rd., (34) Dawson-Lynn Lane township line, (35) Stewart St., (36) Admiral Pl., (37) Memorial Blvd., (38) property line of McFarland Golf Course, (39) 73d East Ave., (40) 7th Blvd.,

(41) 67th East Ave., (42) 11th St., (43) Frisco R. R. spur, (44) 15th St., (45) property line of Highland Golf Course, (46) 21st St., (47) corporate limits of Tulsa, (48) Riverside Dr., (49) corporate limits of Tulsa, (50) Riverside Dr., (51) corporate limits of Tulsa, (52) M. V. R. R., (53) corporate limits of Garden City, (54) corporate limits of Tulsa, (55) 33d West Ave., (56) Mooser Creek, (57) 56th St., (58) 49th West Ave., (59) Sapulpa Rd. (U. S. Hwys. 66 and 75), (60) 51st St.,







(61) Corporate limits of Tulsa, (62) property line of Creamer & Dunlap Co., (63) property line of Rogers Galvanizing Co., (64) 21st St., (65) 49th West Ave. and 49th West Ave. extension, (66) levee of the Arkansas River, (67) 53d West Ave., (68) corporate limits of Tulsa, (69) U. S. Hwy. 64, (70) Blackboy Creek, (71) 7th St., (72) 73d West Ave., (73) 3d St., (74) 72d West Ave., (75) 3d St., (76) 71st West Ave., (77) 1st St., (78) Blackboy Creek, (79) Brady St., (80) 72d West Ave.,

(81) Easton St., (82) 70th West Ave., (83) Brady St., (84) 69th West Ave., (85) Brady St., (86) 65th West Ave., (87) Admiral Blvd. and Admiral Blvd. extension, (88) branch of Blackboy Creek, (89) unnamed levee, (90) extension of 53d West Ave., 53d West Ave. and extension of 53d West Ave., (91) Osage-Tulsa county line, (92) property line of Kennedy Golf Course, (93) property line of Country Club, (94) extension of Quannah Ave., (95) Newton St., (96) Union Ave., (97) high-tension power line.

**Outlying urbanized parts:** (98) Corporate limits of Highland Park, (99) 57th West Ave., (100) 60th St., (101) 58th Ave., (102) Creek-Tulsa county line, (103) 59th West Ave., (104) 62d St., (105) 61st West Ave., (106) 63d St., (107) 67th West Ave., (108) 60th St., (109) unnamed stream, (110) Sapulpa Rd. (U. S. Hwys. 66 and 75),

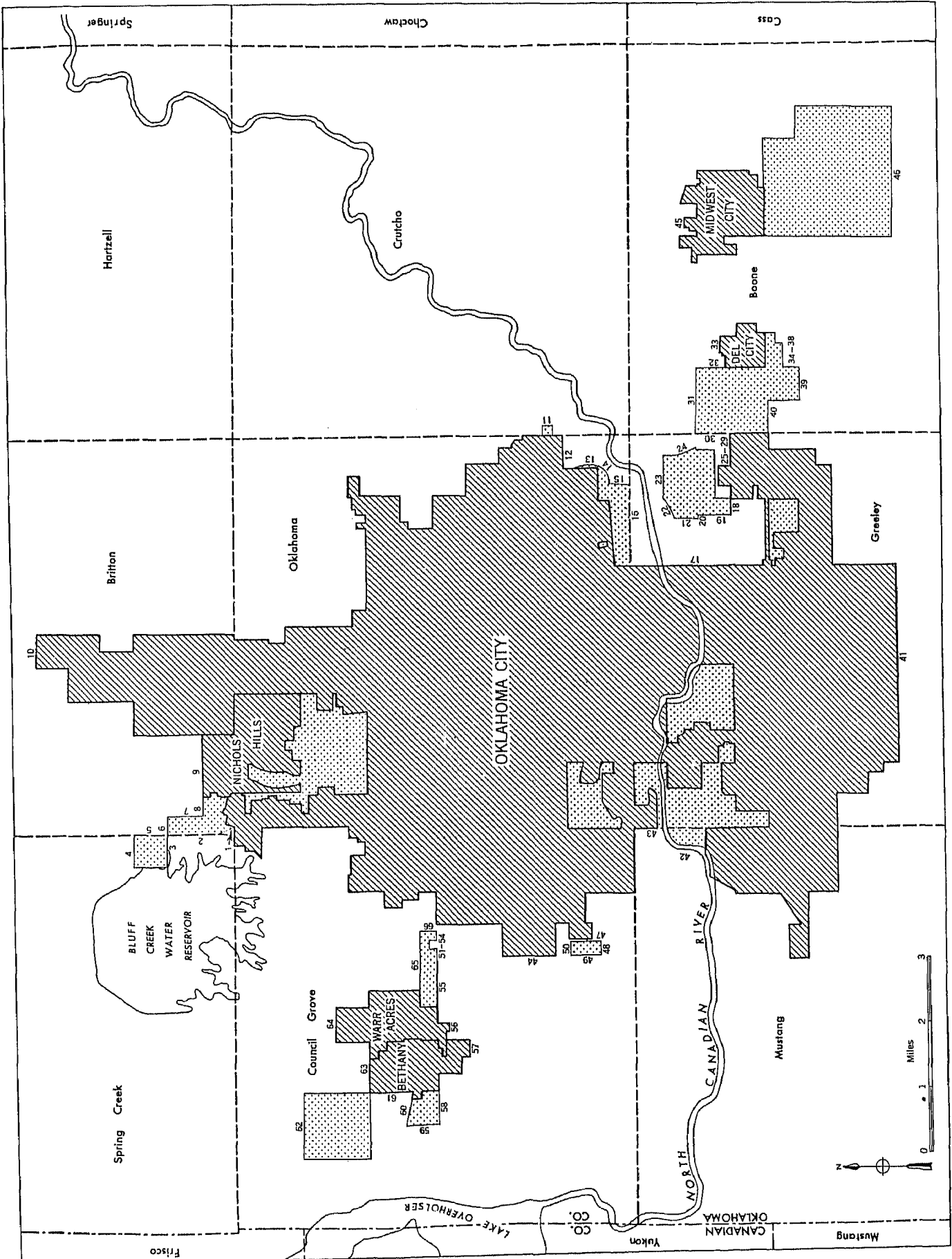
(111) Morris Ave., (112) unnamed stream, (113) Red Fork-Wekiwa township line, (114) Hodges Creek, (115) unnamed road, (116) Terrace Dr., (117) 6th St., (118) Wallet St., (119) 11th St., (120) corporate limits of Sand Springs, (121) 2d St., (122) U. S. Hwy. 64 (State Hwys. 33 and 51), (123) River Rd., (124) U. S. Hwy. 64.

## KEY TO SYMBOLS

|   |                            |
|---|----------------------------|
|  | Incorporated parts         |
|  | Unincorporated parts       |
|  | Numbered boundary segments |
|  | State line                 |
|  | County line                |
|  | Minor civil division line  |



OKLAHOMA CITY URBANIZED AREA



HOUSING—GENERAL CHARACTERISTICS

TULSA URBANIZED AREA

