

# Pennsylvania

## LIST OF TABLES

[Page numbers listed here omit the State prefix number which appears as part of the page number for each page.  
The prefix for this State is 38]

| Table   | THE STATE  | Page | Table  | URBAN PLACES OF 10,000 OR MORE—Con.  | Page |
|---|--|------|--|--|------|
| 1.—   | Summary of selected housing characteristics, for the State (urban and rural), urban places of 10,000 or more, and counties: 1950.....                      | 3    | 19.—   | Dwelling units by number of rooms, number of persons, and persons per room, for urban places of 10,000 or more: 1950..   | 31   |
| 2.—   | Occupancy, tenure, and race of occupants, for the State, urban and rural: 1950.....  | 6    | 20.—   | Year built and equipment, for urban places of 10,000 or more: 1950.....  | 41   |
| 3.—   | Occupied dwelling units by tenure and color of occupants, for the State, urban and rural: 1950 and 1940.....   | 6    | 21.—   | Financial characteristics of urban and rural-nonfarm dwelling units, for urban places of 10,000 or more: 1950.....   | 51   |
| 4.—   | Population per occupied dwelling unit by color of occupants, for the State, urban and rural: 1950 and 1940.....  | 6    | PLACES OF LESS THAN 10,000 INHABITANTS<br>AND COUNTIES |  |      |
| 5.—   | Dwelling units by type of structure and occupancy, for the State, urban and rural: 1950.....   | 7    | 22.—   | Occupancy characteristics, type of structure, number of rooms, condition and plumbing facilities, and number of persons, for urban places of 2,500 to 10,000: 1950.....          | 61   |
| 6.—   | Dwelling units by year built, for the State, urban and rural: 1950.....  | 7    | 23.—   | Plumbing facilities, year built, and equipment, for urban places of 2,500 to 10,000: 1950.....   | 78   |
| 7.—   | Condition and plumbing facilities by occupancy and color of occupants, for the State, urban and rural: 1950.....   | 8    | 24.—   | Financial characteristics of dwelling units, for urban places of 2,500 to 10,000: 1950.....  | 95   |
| 8.—   | Plumbing facilities for all dwelling units and dwelling units occupied by nonwhite persons, for the State, urban and rural: 1950.....                      | 10   | 25.—   | Characteristics of dwelling units, for places of 1,000 to 2,500: 1950.....   | 104  |
| 9.—   | Dwelling units by number of rooms and occupancy, for the State, urban and rural: 1950.....   | 11   | 26.—   | Occupancy characteristics, type of structure, number of rooms, condition and plumbing facilities, and number of persons, for counties: 1950.....                                 | 109  |
| 10.—  | Dwelling units by number of persons and tenure, for the State, urban and rural: 1950.....  | 12   | 27.—   | Plumbing facilities, year built, and equipment, for counties: 1950.....  | 113  |
| 11.—  | Dwelling units by persons per room and tenure, for the State, urban and rural: 1950.....   | 12   | 28.—   | Financial characteristics of urban and rural-nonfarm dwelling units, for counties: 1950.....   | 117  |
| 12.—  | Heating equipment and type of heating and cooking fuel, for the State, urban and rural: 1950.....  | 13   | 29.—   | Occupancy characteristics, type of structure, number of rooms, condition and plumbing facilities, and number of persons in rural-nonfarm dwelling units, for counties: 1950..... | 121  |
| 13.—  | Electric lighting, kitchen sink, refrigeration equipment, radio and television, for the State, urban and rural: 1950.....                                  | 13   | 30.—   | Plumbing facilities, year built, and equipment of rural-nonfarm dwelling units, for counties: 1950.....  | 125  |
| 14.—  | Contract monthly rent of nonfarm renter-occupied and selected vacant dwelling units, for the State, urban and rural: 1950..                                | 14   | 31.—   | Financial characteristics of rural-nonfarm dwelling units, for counties: 1950.....   | 129  |
| 15.—  | Gross monthly rent of nonfarm renter-occupied dwelling units, for the State, urban and rural: 1950.....  | 15   | 32.—   | Occupancy characteristics, number of rooms, condition and plumbing facilities, and number of persons in rural-farm dwelling units, for counties: 1950.....                       | 131  |
| 16.—  | Value and mortgage status of nonfarm owner-occupied dwelling units, and value of selected vacant dwelling units, for the State, urban and rural: 1950..... | 15   | 33.—   | Plumbing facilities, year built, and equipment of rural-farm dwelling units, for counties: 1950.....   | 135  |
| URBAN PLACES OF 10,000 INHABITANTS<br>OR MORE |  |      |  |  |      |
| 17.—  | Occupancy characteristics, type of structure, and plumbing facilities, for urban places of 10,000 or more: 1950.....                                       | 16   |  |  |      |
| 18.—  | Condition and plumbing facilities, for urban places of 10,000 or more: 1950.....   | 26   |  |  |      |



PENNSYLVANIA

Table 1.—SUMMARY OF SELECTED HOUSING CHARACTERISTICS, FOR THE STATE (URBAN AND RURAL), STANDARD METROPOLITAN AREAS, URBAN PLACES OF 10,000 OR MORE, AND COUNTIES: 1950

[Asterisk (\*) denotes statistics based on 20-percent sample. Percent not shown where less than 0.1. For complete-count items, percent and median not shown where base is less than 100; for sample items, percent not shown where base is less than 500]

| Area                        | All dwelling units |                        |   |                                       |   |   | Occupied dwelling units |                              |                          |                                    |                       |                |                       |                               | Owner-occupied nonfarm         |   | Renter-occupied nonfarm                |                                     |
|-----------------------------|--------------------|------------------------|---|---------------------------------------|---|---|-------------------------|------------------------------|--------------------------|------------------------------------|-----------------------|----------------|-----------------------|-------------------------------|--------------------------------|---|--|-------------------------------------|
|                             | Total number       | Median number of rooms | Percent of dwelling units—                            |                                       |   |   | Total number            | Population in dwelling units | Median number of persons | Percent of dwelling units—         |                       |                |                       |                               | Percent mortgaged <sup>1</sup> | Median value of one-dwelling-unit structures <sup>2</sup> (dollars) | Median contract monthly rent (dollars) | Median gross monthly rent (dollars) |
|                             |                    |                        | In one-dwelling-unit detached structures <sup>1</sup> | In structures built in 1940 or later* | With hot running water, with private toilet and bath, and not dilapidated | Vacant non-seasonal not dilapidated, for rent or sale |                         |                              |                          | With 1.01 or more persons per room | Occupied by non-white | Owner occupied | With central heating* | With mechanical refrigerator* |                                |   |  |                                     |
| The State                   | 3,036,494          | 5.5                    | 45.0  | 11.6                                  | 71.6  | 0.9   | 2,915,879               | 10,175,785                   | 3.2                      | 10.7                               | 5.5                   | 59.7           | 75.0                  | 88.7                          | 40.7                           | 6,992   | 31.28                                  | 39.76                               |
| Urban and rural nonfarm     | 2,850,528          | 5.5                    | 42.3  | 12.0                                  | 73.6  | 0.9   | 2,743,944               | 9,473,945                    | 3.2                      | 10.7                               | 5.9                   | 58.6           | 76.9                  | 89.5                          | 40.7                           | 6,992   | 31.28                                  | 39.76                               |
| Urban                       | 2,145,968          | 5.5                    | 31.0  | 9.7                                   | 80.6  | 0.9   | 2,102,705               | 7,178,900                    | 3.1                      | 10.0                               | 7.3                   | 56.2           | 82.2                  | 91.5                          | 43.9                           | 7,440   | 33.62                                  | 41.80                               |
| Rural nonfarm               | 704,560            | 5.4                    | 76.5  | 18.9                                  | 52.0  | 0.6   | 641,239                 | 2,295,045                    | 3.3                      | 13.0                               | 1.2                   | 66.4           | 59.5                  | 83.0                          | 31.3                           | 5,393   | 19.05                                  | 29.20                               |
| Rural farm                  | 185,966            | 6.7                    | 87.8  | 6.6                                   | 39.5  | 1.9   | 171,935                 | 701,840                      | 3.7                      | 10.3                               | 0.4                   | 77.0           | 44.8                  | 77.0                          | ...                            | ...   | ...                                    | ...                                 |
| STANDARD METROPOLITAN AREAS |                    |                        |   |                                       |   |   |                         |                              |                          |                                    |                       |                |                       |                               |                                |   |  |                                     |
| Allentown-Bethlehem-Easton  | 127,182            | 5.7                    | 41.3  | 11.1                                  | 72.4  | 0.9   | 122,287                 | 424,207                      | 3.2                      | 11.7                               | 0.5                   | 61.6           | 78.3                  | 90.0                          | 41.9                           | 7,472   | 31.68                                  | 40.47                               |
| Allentown                   | 40,941             | 5.7                    | 69.4  | 6.5                                   | 70.1  | 0.7   | 39,558                  | 137,169                      | 3.1                      | 9.4                                | 0.8                   | 64.0           | 82.7                  | 84.4                          | 37.5                           | 5,108   | 26.16                                  | 33.53                               |
| Allentown                   | 64,813             | 5.4                    | 60.2  | 16.0                                  | 77.9  | 0.8   | 61,880                  | 212,510                      | 3.2                      | 9.1                                | 1.1                   | 61.8           | 69.0                  | 88.9                          | 39.8                           | 7,630   | 32.10                                  | 41.67                               |
| Reading                     | 87,356             | 5.7                    | 40.7  | 15.1                                  | 70.8  | 1.0   | 83,970                  | 278,919                      | 3.0                      | 7.7                                | 4.5                   | 57.9           | 74.2                  | 88.2                          | 40.0                           | 7,497   | 35.10                                  | 42.77                               |
| Johnstown                   | 78,749             | 5.2                    | 61.8  | 10.6                                  | 54.2  | 0.6   | 76,209                  | 286,307                      | 3.4                      | 15.6                               | 1.0                   | 58.5           | 69.8                  | 79.7                          | 5,205                          | 22.51   | 30.99                                  |                                     |
| Lancaster                   | 67,376             | 6.0                    | 46.4  | 11.4                                  | 67.0  | 0.8   | 65,128                  | 228,288                      | 3.1                      | 7.0                                | 1.1                   | 59.4           | 69.8                  | 86.7                          | 37.4                           | 7,821   | 26.95                                  | 38.28                               |
| Philadelphia                | 1,052,537          | 5.7                    | 24.3  | 13.4                                  | 85.6  | 1.2   | 1,017,729               | 3,519,443                    | 3.2                      | 8.9                                | 12.1                  | 61.9           | 90.2                  | 89.4                          | 51.2                           | 7,818   | 37.20                                  | 44.50                               |
| Pittsburgh                  | 628,470            | 4.6                    | 51.6  | 14.5                                  | 67.9  | 0.9   | 614,557                 | 2,151,594                    | 3.2                      | 15.6                               | 5.4                   | 54.8           | 73.4                  | 91.6                          | 42.3                           | 7,740   | 33.34                                  | 40.10                               |
| Reading                     | 75,843             | 5.8                    | 36.1  | 8.9                                   | 72.5  | 0.8   | 73,230                  | 246,727                      | 3.0                      | 7.4                                | 0.9                   | 64.3           | 80.3                  | 89.6                          | 35.8                           | 7,016   | 29.79                                  | 38.57                               |
| Seranton                    | 74,060             | 5.5                    | 45.5  | 1.5                                   | 73.5  | 0.6   | 71,769                  | 251,491                      | 3.2                      | 8.5                                | 0.3                   | 52.6           | 75.7                  | 83.4                          | 27.4                           | 5,719   | 25.78                                  | 37.50                               |
| Wilkes-Barre-Hazleton       | 110,981            | 5.7                    | 49.7  | 4.1                                   | 72.4  | 0.6   | 106,663                 | 386,578                      | 3.4                      | 9.9                                | 0.2                   | 53.7           | 68.9                  | 80.1                          | 27.1                           | 5,649   | 25.63                                  | 39.05                               |
| York                        | 61,054             | 5.8                    | 51.1  | 13.5                                  | 62.1  | 0.9   | 58,912                  | 198,503                      | 3.0                      | 7.7                                | 1.3                   | 64.4           | 68.8                  | 90.9                          | 37.0                           | 7,128   | 26.98                                  | 36.11                               |
| URBAN PLACES                |                    |                        |   |                                       |   |   |                         |                              |                          |                                    |                       |                |                       |                               |                                |   |  |                                     |
| Aliquippa                   | 6,683              | 4.4                    | 50.5  | 14.1                                  | 77.4  | 0.3   | 6,634                   | 25,638                       | 3.6                      | 21.6                               | 14.3                  | 52.8           | 73.3                  | 92.0                          | 38.0                           | 7,586   | 30.64                                  | 39.99                               |
| Allentown                   | 30,978             | 5.7                    | 13.6  | 9.2                                   | 80.7  | 0.9   | 30,427                  | 101,491                      | 3.0                      | 7.1                                | 0.3                   | 57.8           | 88.1                  | 90.8                          | 47.1                           | 8,384   | 36.77                                  | 43.79                               |
| Allentown                   | 23,126             | 5.7                    | 62.2  | 2.5                                   | 80.4  | 0.9   | 22,703                  | 76,106                       | 3.0                      | 7.5                                | 0.9                   | 62.5           | 91.0                  | 87.6                          | 42.1                           | 5,285   | 26.17                                  | 35.28                               |
| Ambridge                    | 4,693              | 4.1                    | 33.9  | 4.2                                   | 68.4  | 0.6   | 4,649                   | 16,246                       | 3.3                      | 19.9                               | 1.2                   | 45.0           | 82.5                  | 91.8                          | 40.4                           | 8,185   | 29.98                                  | 37.60                               |
| Arnold                      | 3,020              | 4.3                    | 47.7  | 10.4                                  | 78.6  | 0.5   | 2,985                   | 10,203                       | 3.2                      | 14.4                               | 0.5                   | 53.7           | 91.1                  | 93.9                          | 40.4                           | 7,422   | 32.56                                  | 40.52                               |
| Beaver Falls                | 5,116              | 5.0                    | 60.3  | 7.1                                   | 80.1  | 0.3   | 5,039                   | 16,904                       | 3.1                      | 9.7                                | 6.0                   | 56.6           | 82.9                  | 92.9                          | 42.4                           | 6,303   | 34.16                                  | 41.78                               |
| Bellevue                    | 3,753              | 5.1                    | 36.0  | 9.0                                   | 82.7  | 1.3   | 3,682                   | 11,510                       | 2.8                      | 5.7                                | 1.4                   | 49.8           | 89.0                  | 98.6                          | 53.1                           | 11,108  | 54.05                                  | 62.03                               |
| Berwick                     | 4,271              | 5.6                    | 52.8  | 14.5                                  | 79.4  | 1.1   | 4,165                   | 13,953                       | 3.1                      | 9.1                                | 0.1                   | 61.1           | 71.3                  | 82.9                          | 29.4                           | 5,930   | 27.17                                  | 39.24                               |
| Bethel                      | 3,156              | 5.2                    | 86.7  | 54.4                                  | 81.9  | 0.8   | 3,097                   | 11,299                       | 3.5                      | 10.1                               | 1.5                   | 82.2           | 89.9                  | 95.0                          | 66.6                           | 12,319  | 35.05                                  | 43.57                               |
| Bethlehem                   | 18,212             | 5.7                    | 28.7  | 14.0                                  | 82.9  | 0.6   | 17,961                  | 63,505                       | 3.3                      | 8.8                                | 0.9                   | 58.0           | 84.7                  | 90.6                          | 45.7                           | 8,398   | 34.65                                  | 43.79                               |
| Bloomsburg                  | 3,410              | 5.8                    | 41.6  | 7.5                                   | 89.8  | 0.7   | 3,343                   | 10,197                       | 2.7                      | 5.1                                | 0.3                   | 48.3           | 81.3                  | 89.1                          | 28.0                           | 6,892   | 27.61                                  | 41.21                               |
| Bradford                    | 4,387              | 4.0                    | 28.5  | 0.5                                   | 54.3  | 0.4   | 4,337                   | 16,128                       | 3.4                      | 26.8                               | 1.8                   | 27.9           | 46.1                  | 83.0                          | 29.7                           | 6,253   | 25.84                                  | 35.53                               |
| Bradford                    | 5,606              | 5.8                    | 62.8  | 2.8                                   | 88.1  | 2.3   | 5,400                   | 16,865                       | 2.8                      | 4.3                                | 0.3                   | 53.8           | 36.5                  | 89.8                          | 40.7                           | 7,614   | 39.67                                  | 48.00                               |
| Brentwood                   | 3,934              | 5.2                    | 57.9  | 44.3                                  | 94.8  | 1.8   | 3,835                   | 12,511                       | 3.0                      | 4.6                                | ...                   | 64.3           | 98.2                  | 99.3                          | 64.2                           | 12,732  | 62.61                                  | 66.63                               |
| Bristol                     | 3,469              | 5.8                    | 18.2  | 7.7                                   | 90.0  | 0.6   | 3,413                   | 12,573                       | 3.4                      | 7.7                                | 2.2                   | 67.7           | 88.2                  | 89.4                          | 41.0                           | 7,061   | 38.11                                  | 45.13                               |
| Butler                      | 7,250              | 5.2                    | 51.0  | 3.0                                   | 81.1  | 1.1   | 7,097                   | 23,167                       | 3.0                      | 9.5                                | 0.5                   | 50.9           | 66.5                  | 93.8                          | 33.9                           | 7,015   | 34.75                                  | 42.38                               |
| Canonsburg                  | 3,517              | 4.5                    | 50.1  | 4.4                                   | 73.8  | 0.7   | 3,461                   | 11,996                       | 3.2                      | 15.9                               | 3.5                   | 52.0           | 82.1                  | 92.8                          | 37.3                           | 6,955   | 30.84                                  | 40.02                               |
| Canonsburg                  | 4,596              | 6.0                    | 57.2  | 0.4                                   | 87.8  | 0.8   | 4,487                   | 15,079                       | 3.3                      | 6.3                                | ...                   | 54.8           | 83.5                  | 83.1                          | 19.5                           | 5,090   | 25.90                                  | 39.82                               |
| Carlisle                    | 5,007              | 5.5                    | 26.8  | 9.7                                   | 75.6  | 1.0   | 4,881                   | 15,770                       | 2.8                      | 7.3                                | 4.8                   | 64.3           | 73.3                  | 81.5                          | 41.7                           | 7,913   | 35.66                                  | 40.25                               |
| Carnegie                    | 3,452              | 4.8                    | 53.2  | 6.1                                   | 75.0  | 0.5   | 3,409                   | 12,054                       | 3.3                      | 14.4                               | 3.1                   | 52.6           | 78.0                  | 93.2                          | 40.9                           | 7,923   | 33.33                                  | 41.04                               |
| Chambersburg                | 5,327              | 5.6                    | 41.8  | 14.7                                  | 79.9  | 1.4   | 5,191                   | 16,225                       | 2.9                      | 7.8                                | 3.1                   | 45.1           | 74.5                  | 86.8                          | 28.1                           | 8,383   | 26.83                                  | 38.54                               |
| Chester                     | 18,208             | 5.6                    | 6.7   | 15.0                                  | 79.6  | 0.9   | 17,803                  | 64,356                       | 3.3                      | 11.7                               | 19.3                  | 62.4           | 83.6                  | 94.0                          | 43.1                           | 7,177   | 37.59                                  | 47.13                               |
| Clairton                    | 5,099              | 4.5                    | 41.3  | 20.0                                  | 78.6  | 0.4   | 5,054                   | 19,246                       | 3.5                      | 21.0                               | 15.0                  | 52.3           | 86.9                  | 94.1                          | 47.0                           | 7,399   | 34.97                                  | 37.58                               |
| Coatesville                 | 3,869              | 5.9                    | 14.4  | 6.0                                   | 78.3  | 0.8   | 3,824                   | 13,527                       | 3.2                      | 7.8                                | 12.9                  | 53.5           | 75.3                  | 92.3                          | 37.2                           | 7,377   | 28.83                                  | 42.25                               |
| Columbia                    | 3,437              | 6.0                    | 19.9  | 5.2                                   | 67.9  | 1.0   | 3,352                   | 11,843                       | 3.2                      | 8.8                                | 2.7                   | 67.2           | 68.5                  | 82.5                          | 31.7                           | 5,503   | 23.16                                  | 35.14                               |
| Connellsville               | 3,978              | 5.2                    | 51.4  | 7.3                                   | 77.4  | 0.7   | 3,916                   | 13,081                       | 3.1                      | 10.2                               | 2.4                   | 49.2           | 78.7                  | 91.5                          | 22.3                           | 5,680   | 29.87                                  | 37.04                               |
| Conshohocken                | 2,717              | 6.0                    | 20.2  | 5.7                                   | 80.5  | 0.6   | 2,686                   | 10,804                       | 3.7                      | 10.8                               | 3.4                   | 73.0           | 86.7                  | 94.0                          | 39.8                           | 7,927   | 37.27                                  | 43.29                               |
| Coraopolis                  | 3,033              | 4.8                    | 60.9  | 3.8                                   | 78.8  | 0.6   | 2,997                   | 10,375                       | 3.2                      | 13.2                               | 7.7                   | 56.3           | 83.4                  | 94.9                          | 39.8                           | 7,927   | 37.27                                  | 43.29                               |
| Darby                       | 3,607              | 5.9                    | 6.1   | 25.1                                  | 94.6  | 0.4   | 3,563                   | 12,927                       | 3.4                      | 6.7                                | 14.3                  | 74.9           | 91.4                  | 93.0                          | 65.1                           | 7,760   | 37.35                                  | 38.36                               |
| Donacona                    | 3,391              | 4.3                    | 46.2  | 3.1                                   | 66.5  | 0.7   | 3,358                   | 12,095                       | 3.3                      | 19.0                               | 7.6                   | 48.5           | 80.1                  | 92.3                          | 20.8                           | 6,620   | 25.40                                  | 33.41                               |
| Dormont                     | 4,334              | 5.6                    | 48.6  | 1.5                                   | 95.2  | 0.5   | 4,292                   | 13,376                       | 2.9                      | 2.9                                | 0.1                   | 55.7           | 97.9                  | 99.3                          | 52.3                           | 12,183  | 59.74                                  | 66.58                               |
| Du Bois                     | 3,513              | 5.9                    | 66.5  | 4.5                                   | 86.7  | 0.4   | 3,453                   | 11,098                       | 3.0                      | 4.5                                | 0.1                   | 56.7           | 79.6                  | 89.0                          | 30.7                           | 6,257   | 36.27                                  | 43.49                               |
| Dunmore                     | 5,517              | 5.5                    | 44.0  | 1.5                                   | 80.1  | 0.8   | 5,411                   | 19,477                       | 3.3                      | 9.9                                | ...                   | 57.3           | 83.2                  | 87.6                          | 32.6                           | 6,897   | 28.15                                  | 39.53                               |
| Duquesne                    | 4,839              | 4.3                    | 39.5  | 12.1                                  | 69.1  | 0.3   | 4,809                   | 17,437                       | 3.4                      | 21.6                               | 8.1                   | 50.7           | 80.3                  | 92.3                          | 32.1                           | 7,556   | 32.40                                  | 38.06                               |
| Easton                      | 10,479             | 5.6                    | 24.6  | 2.8                                   | 80.6  | 1.5   | 10,183                  | 33,502                       | 3.0                      | 7.6                                | 1.9                   | 54.6           | 86.4                  | 90.0                          | 45.9                           | 6,228   | 35.44                                  | 39.58                               |
| Ellwood city                | 3,767              | 5.1                    | 62.2  | 13.0                                  | 83.5  | 0.8   | 3,708                   | 12,893                       | 3.3                      | 10.0                               | 0.4                   | 63.5           | 89.0                  | 95.1                          | 39.1                           | 7,953   | 32.64                                  | 42.17                               |
| Erie                        | 37,955             | 5.3                    | 45.4  | 10.4                                  | 84.5  | 0.7   | 37,267                  | 125,973                      | 3.1                      | 8.5                                | 1.7                   | 52.4           | 76.2                  | 90.6                          | 39.5                           | 8,333   | 33.09                                  | 43.28                               |
| Farrell                     | 3,621              | 4.9                    | 61.4  | 7.8                                   | 72.5  | 0.2   | 3,598                   | 13,358                       | 3.5                      | 16.4                               | 15.2                  | 58.7           | 71.6                  | 87.0                          | 26.3                           | 6,093   | 25.92                                  | 36.23                               |
| Franklin                    | 3,268              | 5.7                    | 59.2  | 2.4                                   | 81.4  | 1.6   | 3,175                   | 9,793                        | 2.8                      | 6.3                                | 1.5                   | 55.7           | 44.8                  | 86.7                          | 30.6                           | 6,058   | 29.95                                  | 37.71                               |
| Greensburg                  | 5,218              | 4.9                    | 52.4  | 9.7                                   | 83.8  | 2.6   | 5,035                   | 16,412                       | 3.0                      | 10.0                               | 1.2                   | 50.1           | 89.9                  | 95.0                          | 35.4                           | 8,291   | 41.12                                  | 48.05                               |
| Hanover                     | 4,468              | 5.8                    | 46.7  | 12.1                                  | 82.8  | 0.7   | 4,366                   | 13,861                       | 2.9                      | 5.4                                | ...                   | 52.1           | 86.3                  | 92.4                          | 31.0                           | 8,174   | 25.64                                  | 37.00                               |
| Harrisburg                  | 28,209             | 5.7                    | 6.9   | 7.5                                   | 80.0  | 1.3   | 27,570                  | 86,565                       | 2.8                      | 6.7                                | 8.8</                 |                |                       |                               |                                |   |  |                                     |

HOUSING—GENERAL CHARACTERISTICS

Table 1.—SUMMARY OF SELECTED HOUSING CHARACTERISTICS, FOR THE STATE (URBAN AND RURAL), STANDARD METROPOLITAN AREAS, URBAN PLACES OF 10,000 OR MORE, AND COUNTIES: 1950—Con.

[Asterisk (\*) denotes statistics based on 20-percent sample. Percent not shown where less than 0.1. For complete-count items, percent and median not shown where base is less than 100; for sample items, percent not shown where base is less than 500]

| Area                     | All dwelling units |                        |   |                                       |   |   | Occupied dwelling units |                              |                          |                                    |                       |                |                       |                               | Owner-occupied nonfarm         |   | Renter-occupied nonfarm                |                                     |
|--------------------------|--------------------|------------------------|---|---------------------------------------|---|---|-------------------------|------------------------------|--------------------------|------------------------------------|-----------------------|----------------|-----------------------|-------------------------------|--------------------------------|---|--|-------------------------------------|
|                          | Total number       | Median number of rooms | Percent of dwelling units—                            |                                       |   |   | Total number            | Population in dwelling units | Median number of persons | Percent of dwelling units—         |                       |                |                       |                               | Percent mortgaged <sup>2</sup> | Median value of one-dwelling-unit structures* (dollars) | Median contract monthly rent (dollars) | Median gross monthly rent (dollars) |
|                          |                    |                        | In one-dwelling-unit detached structures <sup>1</sup> | In structures built in 1940 or later* | With hot running water, with private toilet and bath, and not dilapidated | Vacant non-seasonal not dilapidated, for rent or sale |                         |                              |                          | With 1.01 or more persons per room | Occupied by non-white | Owner occupied | With central heating* | With mechanical refrigerator* |                                |   |  |                                     |
| <b>URBAN PLACES—Con.</b> |                    |                        |   |                                       |   |   |                         |                              |                          |                                    |                       |                |                       |                               |                                |   |  |                                     |
| McKeesport.....          | 15,039             | 4.3                    | 46.4  | 6.7                                   | 66.1  | 0.6   | 14,851                  | 50,762                       | 3.1                      | 16.8                               | 4.6                   | 48.2           | 72.1                  | 88.3                          | 38.4                           | 7,274   | 33.07                                  | 40.05                               |
| McKees Rocks.....        | 4,679              | 3.9                    | 28.8  | 4.9                                   | 60.4  | 0.5   | 4,637                   | 15,919                       | 3.2                      | 22.4                               | 3.2                   | 37.3           | 62.1                  | 85.9                          | 36.0                           | 6,643   | 27.28                                  | 34.40                               |
| Mahony City.....         | 3,236              | 6.0                    | 2.6   | 0.5                                   | 66.5  | 0.7   | 3,144                   | 10,856                       | 3.2                      | 4.5                                | ...                   | 58.0           | 50.7                  | 77.3                          | 23.2                           | 4,853   | 21.00                                  | 35.59                               |
| Meadville.....           | 6,204              | 5.1                    | 41.7  | 3.7                                   | 87.1  | 1.5   | 5,985                   | 17,945                       | 2.7                      | 4.9                                | 2.7                   | 41.9           | 57.5                  | 90.0                          | 29.3                           | 9,629   | 35.71                                  | 43.87                               |
| Monessen.....            | 5,174              | 4.1                    | 42.0  | 7.0                                   | 66.6  | 0.6   | 5,089                   | 17,581                       | 3.3                      | 21.9                               | 5.8                   | 50.8           | 66.5                  | 92.2                          | 35.4                           | 7,420   | 23.96                                  | 31.73                               |
| Mount Carmel.....        | 4,039              | 6.1                    | 18.4  | 0.6                                   | 63.6  | 0.6   | 3,968                   | 14,074                       | 3.3                      | 6.2                                | ...                   | 63.5           | 62.1                  | 78.2                          | 35.4                           | 4,886   | 22.86                                  | 38.05                               |
| Munhall.....             | 4,688              | 4.9                    | 52.7  | 22.4                                  | 80.5  | 0.5   | 4,635                   | 16,404                       | 3.3                      | 14.0                               | 0.3                   | 62.5           | 77.8                  | 96.9                          | 38.6                           | 9,389   | 37.87                                  | 41.00                               |
| Nanticoke.....           | 6,008              | 5.3                    | 37.0  | 0.6                                   | 77.7  | 0.4   | 5,944                   | 20,056                       | 3.2                      | 10.1                               | ...                   | 44.8           | 61.6                  | 74.4                          | 20.2                           | 5,220   | 23.04                                  | 35.28                               |
| New Castle.....          | 14,282             | 5.1                    | 57.5  | 3.6                                   | 76.6  | 0.7   | 14,093                  | 48,102                       | 3.1                      | 11.3                               | 3.2                   | 59.5           | 86.0                  | 91.7                          | 41.5                           | 6,996   | 32.49                                  | 39.37                               |
| New Kensington.....      | 7,426              | 4.6                    | 52.9  | 14.6                                  | 76.4  | 1.0   | 7,307                   | 24,895                       | 3.2                      | 13.9                               | 4.1                   | 54.2           | 83.3                  | 91.0                          | 41.6                           | 8,526   | 33.69                                  | 40.92                               |
| Norristown.....          | 9,180              | 5.9                    | 9.0   | 3.9                                   | 79.9  | 0.5   | 9,083                   | 34,357                       | 3.3                      | 10.7                               | 5.7                   | 62.2           | 93.5                  | 96.0                          | 46.9                           | 8,646   | 37.61                                  | 46.15                               |
| North Braddock.....      | 4,007              | 4.4                    | 44.5  | 6.0                                   | 71.4  | 0.2   | 3,979                   | 14,710                       | 3.4                      | 21.3                               | 4.2                   | 50.0           | 76.2                  | 92.8                          | 31.6                           | 6,100   | 31.18                                  | 37.17                               |
| Oil City.....            | 5,930              | 5.8                    | 58.8  | 0.6                                   | 86.0  | 0.7   | 5,814                   | 19,260                       | 3.0                      | 6.0                                | 0.4                   | 57.4           | 43.4                  | 90.4                          | 33.9                           | 5,703   | 27.46                                  | 35.79                               |
| Philadelphia.....        | 599,493            | 5.6                    | 3.8   | 7.9                                   | 88.5  | 1.3   | 584,698                 | 1,989,903                    | 3.1                      | 9.8                                | 17.2                  | 56.1           | 92.4                  | 86.9                          | 50.3                           | 7,009   | 36.18                                  | 42.71                               |
| Phoenixville.....        | 3,487              | 6.2                    | 31.3  | 9.4                                   | 89.3  | 1.0   | 3,405                   | 12,823                       | 3.5                      | 8.3                                | 2.0                   | 70.3           | 88.1                  | 95.1                          | 36.3                           | 7,382   | 35.64                                  | 44.22                               |
| Pittsburgh.....          | 193,889            | 4.3                    | 30.5  | 6.4                                   | 66.2  | 0.8   | 190,892                 | 647,993                      | 3.1                      | 17.2                               | 10.8                  | 42.4           | 64.4                  | 90.0                          | 45.5                           | 8,277   | 35.74                                  | 42.11                               |
| Pittston.....            | 3,946              | 5.8                    | 43.3  | 0.4                                   | 79.1  | 0.7   | 3,861                   | 14,868                       | 3.6                      | 10.3                               | 0.1                   | 52.7           | 71.9                  | 85.9                          | 24.5                           | 4,662   | 24.34                                  | 38.52                               |
| Plymouth.....            | 3,791              | 5.8                    | 33.1  | 1.2                                   | 64.3  | 0.4   | 3,729                   | 12,990                       | 3.3                      | 7.2                                | ...                   | 43.7           | 53.6                  | 74.9                          | 20.8                           | 4,618   | 20.63                                  | 35.49                               |
| Pottstown.....           | 6,665              | 5.8                    | 37.0  | 12.2                                  | 88.3  | 0.4   | 6,589                   | 22,112                       | 3.1                      | 5.8                                | 2.7                   | 63.0           | 88.9                  | 94.6                          | 44.2                           | 7,963   | 36.73                                  | 45.36                               |
| Pottsville.....          | 5,827              | 6.0                    | 26.8  | 1.6                                   | 85.0  | 0.9   | 6,699                   | 22,915                       | 3.1                      | 6.2                                | 0.5                   | 55.2           | 86.4                  | 83.0                          | 33.6                           | 6,395   | 32.84                                  | 43.70                               |
| Reading.....             | 32,890             | 5.7                    | 5.5   | 2.7                                   | 80.6  | 0.9   | 32,304                  | 105,442                      | 2.9                      | 6.7                                | 1.9                   | 57.8           | 90.8                  | 89.9                          | 37.9                           | 6,525   | 32.74                                  | 39.88                               |
| Scranton.....            | 36,997             | 5.4                    | 32.4  | 0.6                                   | 79.5  | 0.6   | 36,425                  | 123,167                      | 3.1                      | 7.7                                | 0.5                   | 45.3           | 80.7                  | 85.2                          | 31.6                           | 6,208   | 28.64                                  | 39.69                               |
| Shamokin.....            | 5,088              | 6.1                    | 21.8  | 0.5                                   | 78.4  | 0.6   | 4,996                   | 16,562                       | 3.1                      | 5.2                                | 0.1                   | 60.1           | 67.0                  | 81.8                          | 41.1                           | 5,133   | 24.52                                  | 36.86                               |
| Sharon.....              | 7,666              | 5.4                    | 67.2  | 6.1                                   | 86.6  | 0.5   | 7,601                   | 26,200                       | 3.2                      | 9.0                                | 2.0                   | 68.0           | 85.3                  | 94.6                          | 39.3                           | 7,546   | 37.43                                  | 45.42                               |
| Shenandoah.....          | 4,521              | 5.7                    | 5.1   | 0.3                                   | 53.1  | 0.4   | 4,438                   | 15,549                       | 3.3                      | 7.7                                | ...                   | 45.9           | 41.6                  | 69.4                          | 15.0                           | 4,773   | 19.55                                  | 32.63                               |
| State College.....       | 3,105              | 4.8                    | 46.8  | 27.9                                  | 81.7  | 0.7   | 3,072                   | 9,933                        | 3.0                      | 11.8                               | 0.4                   | 40.6           | 89.0                  | 89.6                          | 51.8                           | 15,455  | 53.15                                  | 56.99                               |
| Steelton.....            | 3,303              | 6.0                    | 18.3  | 1.7                                   | 66.3  | 0.7   | 3,257                   | 12,417                       | 3.4                      | 9.4                                | 20.3                  | 59.9           | 59.3                  | 83.2                          | 30.1                           | 5,015   | 23.23                                  | 36.10                               |
| Sunbury.....             | 4,981              | 5.9                    | 41.7  | 2.5                                   | 88.8  | 0.3   | 4,913                   | 15,343                       | 2.8                      | 5.5                                | 0.1                   | 45.2           | 81.2                  | 87.4                          | 31.8                           | 6,266   | 25.35                                  | 39.28                               |
| Swissvale.....           | 4,644              | 5.0                    | 41.7  | 5.6                                   | 81.7  | 0.2   | 4,619                   | 16,375                       | 3.3                      | 11.8                               | 2.6                   | 55.4           | 85.6                  | 96.9                          | 48.6                           | 9,766   | 39.41                                  | 47.40                               |
| Tamaqua.....             | 3,244              | 6.0                    | 24.2  | 0.8                                   | 92.3  | 0.2   | 3,224                   | 11,406                       | 3.1                      | 5.5                                | ...                   | 59.1           | 87.7                  | 91.2                          | 35.0                           | 5,518   | 31.02                                  | 43.58                               |
| Turtle Creek.....        | 3,492              | 4.4                    | 36.7  | 19.6                                  | 79.5  | 0.7   | 3,453                   | 12,275                       | 3.3                      | 15.6                               | 0.2                   | 39.2           | 86.3                  | 95.2                          | 36.9                           | 7,948   | 35.35                                  | 38.05                               |
| Uniontown.....           | 6,179              | 5.0                    | 56.2  | 3.6                                   | 80.1  | 0.6   | 6,064                   | 19,835                       | 3.0                      | 10.7                               | 4.7                   | 47.2           | 81.8                  | 90.3                          | 29.8                           | 7,363   | 37.24                                  | 43.30                               |
| Warren.....              | 4,857              | 5.8                    | 59.0  | 1.9                                   | 91.9  | 0.9   | 4,753                   | 16,635                       | 2.8                      | 3.4                                | ...                   | 50.1           | 42.5                  | 94.6                          | 34.8                           | 6,731   | 27.97                                  | 37.26                               |
| Washington.....          | 7,762              | 4.7                    | 50.2  | 6.1                                   | 73.3  | 0.9   | 7,627                   | 25,201                       | 3.0                      | 12.1                               | 6.9                   | 45.6           | 67.1                  | 90.6                          | 39.7                           | 6,645   | 31.59                                  | 40.34                               |
| Waynesboro.....          | 3,340              | 5.6                    | 44.2  | 5.3                                   | 77.8  | 0.6   | 3,281                   | 10,206                       | 2.8                      | 6.9                                | 1.1                   | 53.0           | 85.2                  | 92.4                          | 34.0                           | 6,965   | 27.65                                  | 37.00                               |
| West Chester.....        | 3,941              | 5.9                    | 15.7  | 4.3                                   | 87.6  | 1.1   | 3,849                   | 12,988                       | 3.0                      | 6.9                                | 13.8                  | 51.5           | 81.1                  | 93.7                          | 40.8                           | 9,304   | 39.59                                  | 47.16                               |
| West Mifflin.....        | 4,849              | 4.9                    | 66.9  | 57.4                                  | 79.8  | 1.2   | 4,702                   | 17,950                       | 3.6                      | 19.2                               | 5.9                   | 66.0           | 76.8                  | 95.4                          | 55.6                           | 9,342   | 34.51                                  | 36.85                               |
| Wilkes-Barre.....        | 21,342             | 5.7                    | 44.4  | 1.2                                   | 82.6  | 0.6   | 21,056                  | 74,871                       | 3.3                      | 9.1                                | 1.0                   | 46.7           | 79.3                  | 82.9                          | 30.9                           | 5,915   | 30.87                                  | 43.79                               |
| Wilkesburg.....          | 10,033             | 4.9                    | 36.2  | 5.2                                   | 83.1  | 0.6   | 9,905                   | 30,742                       | 2.9                      | 7.1                                | 1.1                   | 46.4           | 89.9                  | 97.2                          | 55.4                           | 11,169  | 46.42                                  | 52.11                               |
| Williamsport.....        | 13,975             | 5.8                    | 41.7  | 2.5                                   | 80.4  | 0.8   | 13,750                  | 43,521                       | 2.9                      | 7.2                                | 1.9                   | 47.5           | 82.4                  | 86.3                          | 34.2                           | 6,862   | 30.21                                  | 41.74                               |
| Yeason.....              | 3,098              | 6.4                    | 14.7  | 20.8                                  | 99.5  | 0.5   | 3,057                   | 10,943                       | 3.4                      | 2.5                                | 5.8                   | 86.3           | 92.1                  | 99.2                          | 59.5                           | 12,063  | 64.37                                  | 67.85                               |
| York.....                | 18,727             | 5.4                    | 13.0  | 5.6                                   | 69.5  | 1.0   | 18,373                  | 58,477                       | 2.8                      | 7.6                                | 3.7                   | 52.0           | 83.4                  | 91.3                          | 42.0                           | 7,167   | 31.92                                  | 39.12                               |
| <b>COUNTIES</b>          |                    |                        |   |                                       |   |   |                         |                              |                          |                                    |                       |                |                       |                               |                                |   |  |                                     |
| Adams.....               | 12,854             | 6.1                    | 73.2  | 12.1                                  | 51.3  | 0.6   | 12,078                  | 43,016                       | 3.2                      | 8.4                                | 0.5                   | 62.8           | 48.4                  | 84.3                          | 28.7                           | 5,982   | 25.80                                  | 36.88                               |
| Allegheny.....           | 430,680            | 4.6                    | 45.5  | 14.4                                  | 70.9  | 0.9   | 422,694                 | 1,465,953                    | 3.2                      | 15.5                               | 6.5                   | 51.9           | 72.8                  | 92.1                          | 46.5                           | 8,922   | 35.33                                  | 41.86                               |
| Armstrong.....           | 23,531             | 5.3                    | 75.0  | 12.2                                  | 49.3  | 0.7   | 22,513                  | 80,414                       | 3.2                      | 13.2                               | 1.0                   | 61.8           | 54.6                  | 82.7                          | 24.9                           | 4,686   | 20.10                                  | 29.27                               |
| Beaver.....              | 48,845             | 4.8                    | 65.3  | 19.7                                  | 72.1  | 0.7   | 47,720                  | 172,623                      | 3.3                      | 15.3                               | 4.1                   | 63.5           | 80.9                  | 92.7                          | 43.5                           | 6,856   | 34.17                                  | 40.67                               |
| Bedford.....             | 12,130             | 5.7                    | 78.1  | 11.8                                  | 35.4  | 0.7   | 10,974                  | 40,562                       | 3.3                      | 12.8                               | 0.6                   | 65.9           | 50.5                  | 70.1                          | 20.5                           | 3,724   | 19.61                                  | 27.31                               |
| Berks.....               | 75,843             | 5.8                    | 36.1  | 8.9                                   | 72.5  | 0.8   | 73,230                  | 246,727                      | 3.0                      | 7.4                                | 0.9                   | 64.3           | 80.3                  | 89.6                          | 35.8                           | 7,016   | 29.79                                  | 38.57                               |
| Blair.....               | 40,941             | 5.7                    | 69.4  | 6.5                                   | 70.1  | 0.7   | 39,558                  | 137,169                      | 3.1                      | 9.4                                | 0.8                   | 64.0           | 82.7                  | 84.4                          | 37.5                           | 5,108   | 26.16                                  | 33.53                               |
| Bradford.....            | 16,330             | 6.6                    | 79.9  | 5.0                                   | 58.8  | 1.3   | 14,751                  | 50,795                       | 3.1                      | 5.9                                | 0.2                   | 69.8           | 56.4                  | 79.0                          | 29.0                           | 4,924   | 22.90                                  | 36.25                               |
| Bucks.....               | 44,331             | 5.6                    | 67.4  | 24.3                                  | 75.7  | 1.2   | 40,714                  | 141,389                      | 3.2                      | 8.4                                | 1.5                   | 69.5           | 82.0                  | 91.9                          | 46.5                           | 8,754   | 34.80                                  | 44.75                               |
| Butler.....              | 28,326             | 5.3                    | 77.4  | 16.0                                  | 59.0  | 0.8   | 26,625                  | 94,475                       | 3.2                      | 12.8                               | 0.3                   | 67.1           | 63.1                  | 86.9                          | 30.9                           | 5,920   | 28.21                                  | 36.33                               |
| Cambria.....             | 55,431             | 5.2                    | 58.3  | 10.6                                  | 57.9  | 0.6   | 54,164                  | 205,394                      | 3.5                      | 16.3                               | 1.3                   | 57.3           | 71.7                  | 82.8                          | 28.9                           | 5,423   | 24.30                                  | 33.00                               |
| Cameron.....             | 2,530              | 5.3                    | 77.2  | 19.8                                  | 66.7  | 1.1   | 2,035                   | 6,912                        | 3.1                      | 8.3                                | ...                   | 61.9           | 49.4                  | 89.9                          | 35.4                           | 6,760   | 30.44                                  | 40.54                               |
| Carbon.....              | 16,616             | 5.9                    | 44.6  | 6.3                                   | 71.1  | 0.6   | 15,842                  | 56,824                       | 3.3                      | 8.8                                | ...                   | 63.7           | 68.5                  | 84.3                          | 27.1                           | 5,304   | 22.32                                  | 35.60                               |
| Centre.....              | 16,959             | 5.6                    | 69.2  | 15.2                                  | 56.6  | 0.8   | 16,121                  | 57,274                       | 3.2                      | 12.9                               | 0.2                   | 57.2           | 61.8                  | 85.3                          | 29.8                           | 5,375   | 30.09                                  | 38.99                               |
| Chester.....             | 42,143             | 6.0                    | 55.0  | 14.6                                  | 75.9  | 1.0   | 40,386                  | 146,522                      | 3.3                      | 9.0                                | 7.7                   | 61.0           | 75.0                  | 90.7                          | 42.5                           | 8,363   | 30.65                                  | 42.96                               |
| Clarion.....             | 11,085             | 6.0                    | 84.0  | 11.4                                  | 49.6  | 0.9   | 10,406                  | 37,775                       | 3.2                      | 10.6                               | ...                   | 66.9           | 42.2                  | 80.5                          | 18.0                           | 4,407   | 21.92                                  | 29.11                               |
| Clearfield.....          | 24,762             | 5.8                    | 80.3  | 8.1                                   | 49.4  | 0.7   | 23,472                  | 85,140                       | 3.3                      | 11.8                               |                       |                |                       |                               |                                |   |  |                                     |



Table 1.—SUMMARY OF SELECTED HOUSING CHARACTERISTICS, FOR THE STATE (URBAN AND RURAL), STANDARD METROPOLITAN AREAS, URBAN PLACES OF 10,000 OR MORE, AND COUNTIES: 1950—Con.

[Asterisk (\*) denotes statistics based on 20-percent sample. Percent not shown where less than 0.1. For complete-count items, percent and median not shown where base is less than 100; for sample items, percent not shown where base is less than 500]

| Area                | All dwelling units |                        |   |                                       |   |   | Occupied dwelling units |                              |                          |                                    |                       |                | Owner-occupied nonfarm |                                | Renter-occupied nonfarm   |  |                                     |                               |
|---------------------|--------------------|------------------------|---|---------------------------------------|---|---|-------------------------|------------------------------|--------------------------|------------------------------------|-----------------------|----------------|------------------------|--------------------------------|---|--|-------------------------------------|-------------------------------|
|                     | Total number       | Median number of rooms | Percent of dwelling units—                            |                                       |   |   | Total number            | Population in dwelling units | Median number of persons | Percent of dwelling units—         |                       |                |                        | Percent mortgaged <sup>2</sup> | Median value of one-dwelling-unit structures <sup>3</sup> (dollars) | Median contract monthly rent (dollars) | Median gross monthly rent (dollars) |                               |
|                     |                    |                        | In one-dwelling-unit detached structures <sup>1</sup> | In structures built in 1940 or later* | With hot running water, with private toilet and bath, and not dilapidated | Vacant non-seasonal not dilapidated, for rent or sale |                         |                              |                          | With 1.01 or more persons per room | Occupied by non-white | Owner occupied | With central heating*  |                                |   |  |                                     | With mechanical refrigerator* |
| COUNTIES—Con.       |                    |                        |   |                                       |   |   |                         |                              |                          |                                    |                       |                |                        |                                |   |  |                                     |                               |
| Indiana.....        | 21,678             | 5.6                    | 76.8  | 10.7                                  | 42.2  | 0.9   | 20,744                  | 75,500                       | 3.3                      | 13.2                               | 0.6                   | 61.5           | 60.5                   | 78.6                           | 25.7  | 4,317                                  | 19.77                               | 28.20                         |
| Jefferson.....      | 14,810             | 5.9                    | 80.6  | 7.7                                   | 55.1  | 1.2   | 13,927                  | 48,876                       | 3.2                      | 9.1                                | 0.1                   | 66.5           | 57.0                   | 78.8                           | 21.4  | 4,182                                  | 25.01                               | 33.26                         |
| Juniata.....        | 4,655              | 6.2                    | 79.1  | 9.1                                   | 35.7  | 0.8   | 4,285                   | 15,227                       | 3.2                      | 9.8                                | 0.3                   | 68.5           | 36.6                   | 70.7                           | 20.5  | 4,168                                  | 16.57                               | 27.43                         |
| Lackawanna.....     | 74,060             | 5.5                    | 45.5  | 1.5                                   | 73.5  | 0.6   | 71,769                  | 251,491                      | 3.2                      | 8.5                                | 0.3                   | 52.6           | 75.7                   | 83.4                           | 27.4  | 5,719                                  | 25.78                               | 37.50                         |
| Lancaster.....      | 67,376             | 6.0                    | 46.4  | 11.4                                  | 67.0  | 0.8   | 65,128                  | 228,288                      | 3.1                      | 7.0                                | 1.1                   | 59.4           | 69.8                   | 86.7                           | 37.4  | 7,821                                  | 28.95                               | 38.28                         |
| Lawrence.....       | 29,985             | 5.2                    | 69.8  | 11.0                                  | 68.2  | 0.7   | 29,224                  | 103,221                      | 3.2                      | 12.1                               | 1.9                   | 66.7           | 80.6                   | 90.5                           | 40.0  | 6,867                                  | 30.55                               | 38.34                         |
| Lebanon.....        | 23,665             | 5.8                    | 46.2  | 12.2                                  | 66.4  | 0.9   | 22,418                  | 80,058                       | 3.1                      | 8.7                                | 0.2                   | 57.4           | 61.0                   | 86.8                           | 34.7  | 5,916                                  | 25.18                               | 35.79                         |
| Lehigh.....         | 56,898             | 5.7                    | 32.8  | 11.5                                  | 72.7  | 0.8   | 55,343                  | 191,185                      | 3.1                      | 7.9                                | 0.3                   | 62.2           | 80.4                   | 90.0                           | 44.0  | 8,063                                  | 33.95                               | 42.15                         |
| Luzerne.....        | 110,981            | 5.7                    | 49.7  | 4.1                                   | 72.4  | 0.6   | 106,663                 | 386,578                      | 3.4                      | 9.9                                | 0.2                   | 53.7           | 68.9                   | 80.1                           | 27.1  | 5,649                                  | 25.63                               | 39.05                         |
| Lycoming.....       | 31,577             | 5.8                    | 61.9  | 8.8                                   | 70.8  | 0.6   | 29,772                  | 98,922                       | 3.0                      | 7.9                                | 1.0                   | 59.2           | 72.2                   | 85.0                           | 31.3  | 6,174                                  | 28.94                               | 40.11                         |
| McKean.....         | 17,847             | 5.9                    | 77.0  | 9.6                                   | 77.9  | 1.5   | 16,735                  | 55,903                       | 3.0                      | 6.4                                | 0.2                   | 63.1           | 38.7                   | 86.9                           | 36.0  | 5,910                                  | 31.85                               | 39.93                         |
| Mercer.....         | 31,941             | 5.5                    | 73.5  | 13.0                                  | 68.3  | 0.5   | 31,062                  | 109,874                      | 3.3                      | 10.3                               | 2.7                   | 70.9           | 71.5                   | 90.3                           | 34.1  | 6,701                                  | 29.69                               | 38.91                         |
| Mifflin.....        | 13,104             | 5.6                    | 61.0  | 10.9                                  | 57.0  | 1.4   | 12,355                  | 43,380                       | 3.2                      | 10.9                               | 0.4                   | 57.7           | 62.0                   | 76.9                           | 37.1  | 4,983                                  | 25.46                               | 37.63                         |
| Monroe.....         | 14,343             | 5.4                    | 76.1  | 15.6                                  | 72.0  | 1.3   | 9,722                   | 32,288                       | 3.0                      | 8.3                                | 0.6                   | 61.6           | 74.0                   | 83.1                           | 39.2  | 7,678                                  | 34.98                               | 46.26                         |
| Montgomery.....     | 96,598             | 6.1                    | 55.1  | 19.8                                  | 87.3  | 1.0   | 93,971                  | 335,606                      | 3.3                      | 6.1                                | 2.8                   | 71.4           | 90.8                   | 95.7                           | 50.3  | 11,452                                 | 40.70                               | 49.83                         |
| Montour.....        | 3,797              | 5.9                    | 67.1  | 2.4                                   | 56.4  | 0.7   | 3,645                   | 12,779                       | 3.1                      | 8.6                                | ...                   | 59.8           | 51.7                   | 73.9                           | 24.4  | 4,807                                  | 20.89                               | 32.80                         |
| Northampton.....    | 52,645             | 5.7                    | 43.8  | 11.1                                  | 73.0  | 0.9   | 51,010                  | 179,346                      | 3.2                      | 8.8                                | 0.7                   | 61.7           | 77.9                   | 90.4                           | 41.6  | 7,129                                  | 30.99                               | 38.69                         |
| Northumberland..... | 34,106             | 6.0                    | 43.8  | 3.5                                   | 66.5  | 0.5   | 33,186                  | 115,960                      | 3.2                      | 7.6                                | 0.1                   | 61.8           | 62.2                   | 80.9                           | 36.0  | 5,012                                  | 21.65                               | 35.26                         |
| Perry.....          | 7,542              | 6.0                    | 77.3  | 8.7                                   | 41.7  | 0.9   | 6,910                   | 24,338                       | 3.1                      | 9.4                                | ...                   | 69.8           | 40.4                   | 74.4                           | 21.0  | 4,240                                  | 16.73                               | 28.53                         |
| Philadelphia.....   | 599,495            | 5.6                    | 3.8   | 7.9                                   | 86.5  | 1.3   | 584,698                 | 1,989,903                    | 3.1                      | 9.8                                | 17.2                  | 56.1           | 92.4                   | 86.9                           | 50.3  | 7,009                                  | 36.18                               | 42.71                         |
| Pike.....           | 5,960              | 5.3                    | 93.5  | 18.0                                  | 58.8  | 0.9   | 2,743                   | 8,317                        | 2.6                      | 4.9                                | 0.4                   | 75.2           | 65.2                   | 79.2                           | 30.5  | 6,392                                  | 29.28                               | 41.36                         |
| Potter.....         | 6,273              | 6.4                    | 86.5  | 8.5                                   | 58.0  | 1.1   | 4,974                   | 16,639                       | 2.9                      | 6.4                                | 0.3                   | 69.8           | 26.1                   | 71.7                           | 26.2  | 3,703                                  | 21.64                               | 31.02                         |
| Schuylkill.....     | 56,658             | 5.9                    | 37.0  | 3.2                                   | 65.9  | 0.6   | 55,103                  | 198,162                      | 3.3                      | 7.8                                | 0.1                   | 61.6           | 61.8                   | 79.5                           | 24.2  | 4,873                                  | 21.52                               | 34.44                         |
| Snyder.....         | 6,408              | 6.1                    | 75.8  | 9.1                                   | 45.7  | 0.4   | 6,059                   | 21,428                       | 3.2                      | 8.3                                | ...                   | 66.2           | 44.7                   | 76.2                           | 23.1  | 4,641                                  | 17.86                               | 29.41                         |
| Somerset.....       | 23,318             | 5.4                    | 70.2  | 10.6                                  | 45.6  | 0.7   | 22,045                  | 80,913                       | 3.3                      | 13.8                               | 0.1                   | 61.4           | 65.2                   | 72.4                           | 22.3  | 4,660                                  | 16.79                               | 24.88                         |
| Sullivan.....       | 2,417              | 6.5                    | 90.9  | 6.6                                   | 45.8  | 0.8   | 1,834                   | 6,717                        | 3.2                      | 7.9                                | 0.2                   | 75.0           | 41.5                   | 68.1                           | 14.6  | 3,065                                  | 15.52                               | 28.45                         |
| Susquehanna.....    | 10,818             | 6.4                    | 78.0  | 5.5                                   | 53.0  | 1.7   | 8,947                   | 31,701                       | 3.2                      | 5.9                                | 0.2                   | 69.2           | 48.9                   | 74.2                           | 19.0  | 3,980                                  | 20.85                               | 33.59                         |
| Tioga.....          | 11,068             | 6.6                    | 79.9  | 4.7                                   | 57.1  | 1.3   | 10,073                  | 34,605                       | 3.1                      | 5.9                                | 0.3                   | 65.9           | 48.7                   | 78.4                           | 23.5  | 4,278                                  | 21.83                               | 31.88                         |
| Union.....          | 6,120              | 5.9                    | 68.8  | 8.7                                   | 57.5  | 0.4   | 5,674                   | 19,443                       | 3.1                      | 7.4                                | 0.1                   | 58.7           | 54.7                   | 83.3                           | 23.4  | 5,392                                  | 22.46                               | 35.44                         |
| Venango.....        | 19,276             | 5.8                    | 75.2  | 8.7                                   | 68.1  | 0.9   | 17,926                  | 61,224                       | 3.1                      | 8.4                                | 0.4                   | 65.5           | 42.4                   | 83.5                           | 32.4  | 5,321                                  | 26.00                               | 34.27                         |
| Warren.....         | 13,400             | 5.9                    | 78.3  | 8.8                                   | 68.4  | 0.9   | 11,831                  | 39,060                       | 3.0                      | 5.7                                | 0.1                   | 70.3           | 33.3                   | 84.1                           | 30.1  | 5,455                                  | 25.36                               | 34.42                         |
| Washington.....     | 59,940             | 4.6                    | 62.7  | 11.0                                  | 54.6  | 0.8   | 58,545                  | 206,404                      | 3.3                      | 16.4                               | 3.8                   | 58.1           | 66.1                   | 88.9                           | 30.2  | 5,678                                  | 24.84                               | 33.35                         |
| Wayne.....          | 9,926              | 6.1                    | 80.9  | 8.3                                   | 60.2  | 1.0   | 7,953                   | 26,650                       | 3.0                      | 5.6                                | ...                   | 70.1           | 59.0                   | 78.4                           | 25.1  | 5,518                                  | 24.96                               | 36.46                         |
| Westmoreland.....   | 89,005             | 4.8                    | 66.1  | 14.6                                  | 59.9  | 1.0   | 85,598                  | 306,614                      | 3.3                      | 15.6                               | 1.6                   | 62.0           | 76.8                   | 90.4                           | 30.5  | 6,080                                  | 26.76                               | 34.83                         |
| Wyoming.....        | 6,300              | 6.0                    | 85.3  | 6.9                                   | 55.4  | 1.2   | 4,780                   | 16,280                       | 3.1                      | 6.8                                | ...                   | 67.3           | 51.5                   | 78.9                           | 23.4  | 4,780                                  | 21.94                               | 34.00                         |
| York.....           | 61,054             | 5.8                    | 51.1  | 13.5                                  | 62.1  | 0.9   | 58,912                  | 198,503                      | 3.0                      | 7.7                                | 1.3                   | 64.4           | 68.8                   | 90.9                           | 37.0  | 7,128                                  | 26.98                               | 36.11                         |

<sup>1</sup>Includes occupied trailers.  
<sup>2</sup>Restricted to units in 1- to 4-dwelling-unit structures without business.  
<sup>3</sup>Restricted to 1-dwelling-unit properties.

HOUSING—GENERAL CHARACTERISTICS

Table 2.—OCCUPANCY, TENURE, AND RACE OF OCCUPANTS, FOR THE STATE, URBAN AND RURAL: 1950

[Percent not shown where less than 0.1]

| Occupancy, tenure, and race of occupants               | The State | Urban and rural nonfarm |           |               |           | Rural farm | Percent distribution    |       |               |            |  |
|--|-----------|-------------------------|-----------|---------------|-----------|------------|-------------------------|-------|---------------|------------|--|
|  |           | Total                   | Urban     | Rural nonfarm | The State |            | Urban and rural nonfarm |       |               | Rural farm |  |
|  |           |                         |           |               |           |            | Total                   | Urban | Rural nonfarm |            |  |
| All dwelling units.....                                | 3,036,494 | 2,850,528               | 2,145,968 | 704,560       | 185,966   | 100.0      | 100.0                   | 100.0 | 100.0         | 100.0      |  |
| Urban-farm dwelling units.....                         | 4,226     | 4,226                   | 4,226     | ...           | ...       | 0.1        | 0.1                     | 0.2   | ...           | ...        |  |
| Occupied dwelling units.....                           | 2,915,879 | 2,743,944               | 2,102,705 | 641,239       | 171,935   | 96.0       | 96.3                    | 98.0  | 91.0          | 92.5       |  |
| Owner occupied.....                                    | 1,739,833 | 1,607,455               | 1,181,376 | 426,079       | 132,378   | 57.3       | 56.4                    | 55.1  | 60.5          | 71.2       |  |
| White.....   | 1,688,858 | 1,556,780               | 1,134,340 | 422,440       | 132,078   | 55.6       | 54.6                    | 52.9  | 60.0          | 71.0       |  |
| Negro.....   | 50,459    | 50,181                  | 46,602    | 3,579         | 278       | 1.7        | 1.8                     | 2.2   | 0.5           | 0.1        |  |
| Other races.....                                       | 516       | 494                     | 434       | 60            | 22        | ...        | ...                     | ...   | ...           | ...        |  |
| Renter occupied.....                                   | 1,176,046 | 1,136,489               | 921,329   | 215,160       | 39,557    | 38.7       | 39.9                    | 42.9  | 30.5          | 21.3       |  |
| White.....   | 1,065,465 | 1,026,328               | 815,106   | 211,222       | 39,137    | 35.1       | 36.0                    | 38.0  | 30.0          | 21.0       |  |
| Negro.....   | 109,774   | 109,365                 | 105,469   | 3,896         | 409       | 3.6        | 3.8                     | 4.9   | 0.6           | 0.2        |  |
| Other races.....                                       | 807       | 796                     | 754       | 42            | 11        | ...        | ...                     | ...   | ...           | ...        |  |
| Nonresident dwelling units.....                        | 4,177     | 2,500                   | 1,376     | 1,124         | 1,677     | 0.1        | 0.1                     | 0.1   | 0.2           | 0.9        |  |
| Vacant dwelling units.....                             | 116,438   | 104,084                 | 41,887    | 62,197        | 12,354    | 3.8        | 3.7                     | 2.0   | 8.8           | 6.6        |  |
| Nonseasonal not dilapidated, for rent or sale.....     | 28,272    | 24,809                  | 20,300    | 4,509         | 3,463     | 0.9        | 0.9                     | 0.9   | 0.6           | 1.9        |  |
| For rent.....  | 17,359    | 15,861                  | 13,206    | 2,655         | 1,498     | 0.6        | 0.6                     | 0.6   | 0.4           | 0.8        |  |
| For sale only.....                                     | 10,913    | 8,948                   | 7,094     | 1,854         | 1,965     | 0.4        | 0.3                     | 0.3   | 0.3           | 1.1        |  |
| Nonseasonal not dilapidated, not for rent or sale..... | 33,205    | 29,695                  | 14,488    | 15,207        | 3,510     | 1.1        | 1.0                     | 0.7   | 2.2           | 1.9        |  |
| Nonseasonal dilapidated.....                           | 11,890    | 9,498                   | 4,542     | 4,956         | 2,392     | 0.4        | 0.3                     | 0.2   | 0.7           | 1.3        |  |
| Seasonal.....  | 43,071    | 40,082                  | 2,597     | 37,525        | 2,989     | 1.4        | 1.4                     | 0.1   | 5.3           | 1.6        |  |

Table 3.—OCCUPIED DWELLING UNITS BY TENURE AND COLOR OF OCCUPANTS, FOR THE STATE, URBAN AND RURAL: 1950 AND 1940

[Minus sign (-) denotes decrease. Percent not shown where less than 0.1 or where base is less than 100]

| Area and color of occupants  | 1950, occupied dwelling units |                  |                |         |                 | 1940, occupied dwelling units |                  |                |         |                 | Increase, 1940 to 1950 |         |
|------------------------------|-------------------------------|------------------|----------------|---------|-----------------|-------------------------------|------------------|----------------|---------|-----------------|------------------------|---------|
|                              | Total                         |                  | Owner occupied |         | Renter occupied | Total                         |                  | Owner occupied |         | Renter occupied | Number                 | Percent |
|                              | Number                        | Percent by color | Number         | Percent |                 | Number                        | Percent by color | Number         | Percent |                 |                        |         |
| The State.....               | 2,915,879                     | 100.0            | 1,739,833      | 59.7    | 1,176,046       | 2,515,524                     | 100.0            | 1,154,948      | 45.9    | 1,360,576       | 400,355                | 15.9    |
| White.....                   | 2,754,323                     | 94.5             | 1,688,858      | 61.3    | 1,065,465       | 2,396,773                     | 95.3             | 1,137,190      | 47.4    | 1,259,583       | 357,550                | 14.9    |
| Nonwhite.....                | 161,556                       | 5.5              | 50,975         | 31.6    | 110,581         | 118,751                       | 4.7              | 17,758         | 15.0    | 100,993         | 42,805                 | 36.0    |
| Urban and rural nonfarm..... | 2,743,944                     | 100.0            | 1,607,455      | 58.6    | 1,136,489       | 2,306,474                     | 100.0            | 1,005,772      | 43.6    | 1,300,702       | 437,470                | 19.0    |
| White.....                   | 2,583,108                     | 94.1             | 1,556,780      | 60.3    | 1,026,328       | 2,189,052                     | 94.9             | 988,521        | 45.2    | 1,200,531       | 394,056                | 18.0    |
| Nonwhite.....                | 160,836                       | 5.9              | 50,675         | 31.5    | 110,161         | 117,422                       | 5.1              | 17,251         | 14.7    | 100,171         | 43,414                 | 37.0    |
| Urban.....                   | 2,102,705                     | 100.0            | 1,181,376      | 56.2    | 921,329         | 1,711,133                     | 100.0            | 704,192        | 41.2    | 1,006,941       | 391,572                | 22.9    |
| White.....                   | 1,949,446                     | 92.7             | 1,134,340      | 58.2    | 815,106         | 1,604,530                     | 93.8             | 690,064        | 43.0    | 914,466         | 344,916                | 21.5    |
| Nonwhite.....                | 153,259                       | 7.3              | 47,036         | 30.7    | 106,223         | 106,603                       | 6.2              | 14,128         | 13.3    | 92,475          | 46,656                 | 43.8    |
| Rural nonfarm.....           | 641,239                       | 100.0            | 426,079        | 66.4    | 215,160         | 595,341                       | 100.0            | 301,580        | 50.7    | 293,761         | 45,898                 | 7.7     |
| White.....                   | 633,662                       | 98.8             | 422,440        | 66.7    | 211,222         | 584,522                       | 98.2             | 298,457        | 51.1    | 286,065         | 49,140                 | 8.4     |
| Nonwhite.....                | 7,577                         | 1.2              | 3,639          | 48.0    | 3,938           | 10,819                        | 1.8              | 3,123          | 28.9    | 7,696           | -3,242                 | -30.0   |
| Rural farm.....              | 171,935                       | 100.0            | 132,378        | 77.0    | 39,557          | 209,050                       | 100.0            | 149,176        | 71.4    | 59,874          | -37,115                | -17.8   |
| White.....                   | 171,215                       | 99.6             | 132,078        | 77.1    | 39,137          | 207,721                       | 99.4             | 148,669        | 71.6    | 59,052          | -36,506                | -17.6   |
| Nonwhite.....                | 720                           | 0.4              | 300            | 41.7    | 420             | 1,329                         | 0.6              | 507            | 38.1    | 822             | -609                   | -45.8   |

Table 4.—POPULATION PER OCCUPIED DWELLING UNIT BY COLOR OF OCCUPANTS, FOR THE STATE, URBAN AND RURAL: 1950 AND 1940

[Population per occupied dwelling unit not shown where population is less than 100]

| Subject                           | The State  |           |           | Urban and rural nonfarm |           |           |           |           |           |               |           |           | Rural farm |         |           |  |
|-----------------------------------|------------|-----------|-----------|-------------------------|-----------|-----------|-----------|-----------|-----------|---------------|-----------|-----------|------------|---------|-----------|--|
|                                   | Total      | White     | Non-white | Total                   | White     | Non-white | Urban     |           |           | Rural nonfarm |           |           | Total      | White   | Non-white |  |
|                                   |            |           |           |                         |           |           | Total     | White     | Non-white | Total         | White     | Non-white |            |         |           |  |
| 1950                              |            |           |           |                         |           |           |           |           |           |               |           |           |            |         |           |  |
| Population in dwelling units..... | 10,175,785 | 9,571,887 | 603,898   | 9,473,945               | 8,873,242 | 600,703   | 7,178,900 | 6,610,578 | 568,322   | 2,295,045     | 2,262,664 | 32,381    | 701,840    | 698,645 | 3,195     |  |
| Per occupied dwelling unit.....   | 3.5        | 3.5       | 3.7       | 3.5                     | 3.4       | 3.7       | 3.4       | 3.4       | 3.7       | 3.6           | 3.6       | 4.3       | 4.1        | 4.1     | 4.4       |  |
| 1940                              |            |           |           |                         |           |           |           |           |           |               |           |           |            |         |           |  |
| Total population.....             | 9,900,180  | 9,426,989 | 473,191   | 8,995,012               | 8,527,872 | 467,140   | 6,586,877 | 6,167,826 | 419,051   | 2,408,135     | 2,360,046 | 48,089    | 905,168    | 899,117 | 6,051     |  |
| Per occupied dwelling unit.....   | 3.9        | 3.9       | 4.0       | 3.9                     | 3.9       | 4.0       | 3.9       | 3.8       | 3.9       | 4.0           | 4.0       | 4.4       | 4.3        | 4.3     | 4.6       |  |

Table 5.—DWELLING UNITS BY TYPE OF STRUCTURE AND OCCUPANCY, FOR THE STATE, URBAN AND RURAL: 1950

[Percent not shown where less than 0.1 or where base is less than 100]

| Type of structure and occupancy                             | The State | Urban and rural nonfarm |           |               |            | Rural farm | Percent distribution |                         |       |               |            |
|---|-----------|-------------------------|-----------|---------------|------------|------------|----------------------|-------------------------|-------|---------------|------------|
|   |           | Total                   | Urban     | Rural nonfarm | Rural farm |            | The State            | Urban and rural nonfarm |       |               | Rural farm |
|   |           |                         |           |               |            |            |                      | Total                   | Urban | Rural nonfarm |            |
| <b>ALL DWELLING UNITS</b>                                   |           |                         |           |               |            |            |                      |                         |       |               |            |
| Total dwelling units.....                                   | 3,036,494 | 2,850,528               | 2,145,968 | 704,560       | 185,966    | 100.0      | 100.0                | 100.0                   | 100.0 | 100.0         |            |
| 1 dwelling unit, detached.....                              | 1,359,364 | 1,196,233               | 662,068   | 534,265       | 163,031    | 44.8       | 42.0                 | 30.9                    | 75.8  | 87.7          |            |
| 1 dwelling unit, attached.....                              | 499,573   | 498,824                 | 488,179   | 10,645        | 749        | 16.5       | 17.5                 | 22.7                    | 1.5   | 0.4           |            |
| 1 and 2 dwelling unit, semidetached.....                    | 354,359   | 349,595                 | 288,650   | 60,945        | 4,764      | 11.7       | 12.3                 | 13.5                    | 8.7   | 2.6           |            |
| 2 dwelling unit, other.....                                 | 382,298   | 367,186                 | 302,222   | 64,964        | 15,112     | 12.6       | 12.9                 | 14.1                    | 9.2   | 8.1           |            |
| 3 and 4 dwelling unit.....                                  | 234,838   | 233,163                 | 212,084   | 21,079        | 1,675      | 7.7        | 8.2                  | 9.9                     | 3.0   | 0.9           |            |
| 5 to 9 dwelling unit.....                                   | 131,332   | 131,100                 | 124,862   | 6,238         | 232        | 4.3        | 4.6                  | 5.8                     | 0.9   | 0.1           |            |
| 10 to 19 dwelling unit.....                                 | 31,378    | 31,248                  | 29,859    | 1,389         | 130        | 1.0        | 1.1                  | 1.4                     | 0.2   | 0.1           |            |
| 20 to 49 dwelling unit.....                                 | 18,621    | 18,601                  | 18,433    | 168           | 20         | 0.6        | 0.7                  | 0.9                     | ...   | ...           |            |
| 50 dwelling unit or more.....                               | 16,214    | 16,214                  | 16,214    | ...           | ...        | 0.5        | 0.6                  | 0.8                     | ...   | ...           |            |
| Trailers.....   | 8,517     | 8,264                   | 3,397     | 4,867         | 253        | 0.3        | 0.3                  | 0.2                     | 0.7   | 0.1           |            |
| <b>ALL OCCUPIED UNITS</b>                                   |           |                         |           |               |            |            |                      |                         |       |               |            |
| Total dwelling units.....                                   | 2,915,879 | 2,743,944               | 2,102,705 | 641,239       | 171,935    | 100.0      | 100.0                | 100.0                   | 100.0 | 100.0         |            |
| 1 dwelling unit, detached.....                              | 1,276,025 | 1,125,720               | 649,404   | 476,316       | 150,305    | 43.8       | 41.0                 | 30.9                    | 74.3  | 87.4          |            |
| 1 dwelling unit, attached.....                              | 490,312   | 489,621                 | 479,344   | 10,277        | 691        | 16.8       | 17.8                 | 22.8                    | 1.6   | 0.4           |            |
| 1 and 2 dwelling unit, semidetached.....                    | 347,893   | 343,478                 | 284,223   | 59,255        | 4,415      | 11.9       | 12.5                 | 13.5                    | 9.2   | 2.6           |            |
| 2 dwelling unit, other.....                                 | 374,068   | 359,502                 | 296,529   | 62,973        | 14,566     | 12.8       | 13.1                 | 14.1                    | 9.8   | 8.5           |            |
| 3 and 4 dwelling unit.....                                  | 228,436   | 226,986                 | 206,735   | 20,251        | 1,450      | 7.8        | 8.3                  | 9.8                     | 3.2   | 0.8           |            |
| 5 to 9 dwelling unit.....                                   | 127,250   | 127,094                 | 121,226   | 5,868         | 156        | 4.4        | 4.6                  | 5.8                     | 0.9   | 0.1           |            |
| 10 to 19 dwelling unit.....                                 | 29,782    | 29,692                  | 28,410    | 1,282         | 90         | 1.0        | 1.1                  | 1.4                     | 0.2   | 0.1           |            |
| 20 to 49 dwelling unit.....                                 | 17,755    | 17,746                  | 17,596    | 150           | 9          | 0.6        | 0.6                  | 0.8                     | ...   | ...           |            |
| 50 dwelling unit or more.....                               | 15,841    | 15,841                  | 15,841    | ...           | ...        | 0.5        | 0.6                  | 0.8                     | ...   | ...           |            |
| Trailers.....   | 8,517     | 8,264                   | 3,397     | 4,867         | 253        | 0.3        | 0.3                  | 0.2                     | 0.8   | 0.1           |            |
| <b>OWNER-OCCUPIED UNITS</b>                                 |           |                         |           |               |            |            |                      |                         |       |               |            |
| Total dwelling units.....                                   | 1,739,833 | 1,607,455               | 1,181,376 | 426,079       | 132,378    | 100.0      | 100.0                | 100.0                   | 100.0 | 100.0         |            |
| 1 dwelling unit, detached.....                              | 1,009,017 | 887,321                 | 524,116   | 363,205       | 121,696    | 58.0       | 55.2                 | 44.4                    | 85.2  | 91.9          |            |
| 1 dwelling unit, attached.....                              | 338,925   | 338,477                 | 333,281   | 5,196         | 448        | 19.5       | 21.1                 | 28.2                    | 1.2   | 0.3           |            |
| 1 and 2 dwelling unit, semidetached.....                    | 197,990   | 195,921                 | 170,316   | 25,605        | 2,069      | 11.4       | 12.2                 | 14.4                    | 6.0   | 1.6           |            |
| 2 dwelling unit, other.....                                 | 136,237   | 128,873                 | 105,974   | 22,899        | 7,364      | 7.8        | 8.0                  | 9.0                     | 5.4   | 5.6           |            |
| 3 and 4 dwelling unit.....                                  | 37,881    | 37,355                  | 33,333    | 4,022         | 526        | 2.2        | 2.3                  | 2.8                     | 0.9   | 0.4           |            |
| 5 dwelling unit or more.....                                | 12,648    | 12,569                  | 11,678    | 891           | 79         | 0.7        | 0.8                  | 1.0                     | 0.2   | 0.1           |            |
| Trailers.....   | 7,135     | 6,939                   | 2,678     | 4,261         | 196        | 0.4        | 0.4                  | 0.2                     | 1.0   | 0.1           |            |
| <b>RENTER-OCCUPIED UNITS</b>                                |           |                         |           |               |            |            |                      |                         |       |               |            |
| Total dwelling units.....                                   | 1,176,046 | 1,136,489               | 921,329   | 215,160       | 39,557     | 100.0      | 100.0                | 100.0                   | 100.0 | 100.0         |            |
| 1 dwelling unit, detached.....                              | 267,008   | 238,399                 | 125,288   | 113,111       | 28,609     | 22.7       | 21.0                 | 13.6                    | 52.6  | 72.3          |            |
| 1 dwelling unit, attached.....                              | 151,387   | 151,144                 | 146,063   | 5,081         | 243        | 12.9       | 13.3                 | 15.9                    | 2.4   | 0.6           |            |
| 1 and 2 dwelling unit, semidetached.....                    | 149,903   | 147,557                 | 113,907   | 33,650        | 2,346      | 12.7       | 13.0                 | 12.4                    | 15.6  | 5.9           |            |
| 2 dwelling unit, other.....                                 | 237,831   | 230,629                 | 190,555   | 40,074        | 7,202      | 20.2       | 20.3                 | 20.7                    | 18.6  | 18.2          |            |
| 3 and 4 dwelling unit.....                                  | 190,555   | 189,631                 | 173,402   | 16,229        | 924        | 16.2       | 16.7                 | 18.8                    | 7.5   | 2.3           |            |
| 5 to 9 dwelling unit.....                                   | 117,247   | 117,148                 | 111,826   | 5,322         | 99         | 10.0       | 10.3                 | 12.1                    | 2.5   | 0.3           |            |
| 10 to 19 dwelling unit.....                                 | 27,967    | 27,896                  | 26,918    | 978           | 71         | 2.4        | 2.5                  | 2.9                     | 0.5   | 0.2           |            |
| 20 to 49 dwelling unit.....                                 | 17,205    | 17,199                  | 17,090    | 109           | 6          | 1.5        | 1.5                  | 1.9                     | 0.1   | ...           |            |
| 50 dwelling unit or more.....                               | 15,561    | 15,561                  | 15,561    | ...           | ...        | 1.3        | 1.4                  | 1.7                     | ...   | ...           |            |
| Trailers.....   | 1,382     | 1,325                   | 719       | 606           | 57         | 0.1        | 0.1                  | 0.1                     | 0.3   | 0.1           |            |
| <b>VACANT NONSEASONAL NOT DILAPIDATED, FOR RENT OR SALE</b> |           |                         |           |               |            |            |                      |                         |       |               |            |
| Total dwelling units.....                                   | 28,272    | 24,809                  | 20,300    | 4,509         | 3,463      | 100.0      | 100.0                | 100.0                   | 100.0 | 100.0         |            |
| 1 dwelling unit, detached.....                              | 9,995     | 7,222                   | 4,255     | 2,967         | 2,773      | 35.4       | 29.1                 | 21.0                    | 65.8  | 80.1          |            |
| 1 dwelling unit, attached.....                              | 3,967     | 3,928                   | 3,839     | 89            | 39         | 14.0       | 15.8                 | 18.9                    | 2.0   | 1.1           |            |
| 1 and 2 dwelling unit, semidetached.....                    | 2,453     | 2,289                   | 1,962     | 327           | 164        | 8.7        | 9.2                  | 9.7                     | 7.3   | 4.7           |            |
| 2 dwelling unit, other.....                                 | 3,817     | 3,562                   | 2,998     | 564           | 255        | 13.5       | 14.4                 | 14.8                    | 12.5  | 7.4           |            |
| 3 and 4 dwelling unit.....                                  | 3,596     | 3,450                   | 3,146     | 304           | 146        | 12.7       | 13.9                 | 15.5                    | 6.7   | 4.2           |            |
| 5 dwelling unit or more.....                                | 4,444     | 4,358                   | 4,100     | 258           | 86         | 15.7       | 17.6                 | 20.2                    | 5.7   | 2.5           |            |
| <b>ALL OTHER</b>  |           |                         |           |               |            |            |                      |                         |       |               |            |
| Total dwelling units.....                                   | 92,343    | 81,775                  | 22,963    | 58,812        | 10,568     | ...        | ...                  | ...                     | ...   | ...           |            |

Table 6.—DWELLING UNITS BY YEAR BUILT, FOR THE STATE, URBAN AND RURAL: 1950

[Asterisk (\*) denotes statistics based on 20-percent sample. Percent not shown where less than 0.1 or where base is less than 500]

| Year built                   | The State | Urban and rural nonfarm |           |               |            | Rural farm | Percent distribution |                         |       |               |            |
|------------------------------|-----------|-------------------------|-----------|---------------|------------|------------|----------------------|-------------------------|-------|---------------|------------|
|                              |           | Total                   | Urban     | Rural nonfarm | Rural farm |            | The State            | Urban and rural nonfarm |       |               | Rural farm |
|                              |           |                         |           |               |            |            |                      | Total                   | Urban | Rural nonfarm |            |
| All dwelling units.....      | 3,036,494 | 2,850,528               | 2,145,968 | 704,560       | 185,966    | ...        | ...                  | ...                     | ...   | ...           |            |
| Number reporting year built* | 2,943,990 | 2,762,415               | 2,088,790 | 673,625       | 181,575    | 100.0      | 100.0                | 100.0                   | 100.0 | 100.0         |            |
| 1945 or later.....           | 207,115   | 199,150                 | 108,670   | 90,480        | 7,965      | 7.0        | 7.2                  | 5.2                     | 13.4  | 4.4           |            |
| 1940 to 1944.....            | 135,320   | 131,370                 | 94,540    | 36,830        | 3,950      | 4.6        | 4.8                  | 4.5                     | 5.5   | 2.2           |            |
| 1930 to 1939.....            | 211,195   | 201,110                 | 121,960   | 79,150        | 10,085     | 7.2        | 7.3                  | 5.8                     | 11.7  | 5.6           |            |
| 1920 to 1929.....            | 480,355   | 468,555                 | 373,280   | 95,275        | 11,800     | 16.3       | 17.0                 | 17.9                    | 14.1  | 6.5           |            |
| 1919 or earlier.....         | 1,910,005 | 1,762,230               | 1,390,340 | 371,890       | 147,775    | 64.9       | 63.8                 | 66.6                    | 55.2  | 81.4          |            |

## HOUSING—GENERAL CHARACTERISTICS

Table 7.—CONDITION AND PLUMBING FACILITIES BY OCCUPANCY AND COLOR OF OCCUPANTS, FOR THE STATE, URBAN AND RURAL: 1950

[Percent not shown where less than 0.1 or where base is less than 100]

| Condition and plumbing facilities, occupancy, and color of occupants | The State | Urban and rural nonfarm |           |               |           | Rural farm | Percent distribution    |       |               |            |  |
|--|-----------|-------------------------|-----------|---------------|-----------|------------|-------------------------|-------|---------------|------------|--|
|  |           | Total                   | Urban     | Rural nonfarm | The State |            | Urban and rural nonfarm |       |               | Rural farm |  |
|  |           |                         |           |               |           |            | Total                   | Urban | Rural nonfarm |            |  |
| <b>ALL DWELLING UNITS</b>  |           |                         |           |               |           |            |                         |       |               |            |  |
| Total dwelling units.....  | 3,036,494 | 2,850,528               | 2,145,968 | 704,560       | 185,966   | ...        | ...                     | ...   | ...           | ...        |  |
| Number reporting.....  | 2,948,409 | 2,769,759               | 2,093,208 | 676,551       | 178,650   | 100.0      | 100.0                   | 100.0 | 100.0         | 100.0      |  |
| Not dilapidated:   |           |                         |           |               |           |            |                         |       |               |            |  |
| With private toilet and bath, and hot running water.....             | 2,110,340 | 2,039,730               | 1,688,169 | 351,561       | 70,610    | 71.6       | 73.6                    | 80.6  | 52.0          | 39.5       |  |
| With private toilet and bath, and only cold water.....               | 65,089    | 61,780                  | 49,602    | 12,178        | 3,309     | 2.2        | 2.2                     | 2.4   | 1.8           | 1.9        |  |
| With running water, lacking private toilet or bath.....              | 497,364   | 409,086                 | 254,337   | 154,749       | 48,278    | 15.5       | 14.8                    | 12.2  | 22.9          | 27.0       |  |
| No running water.....  | 148,089   | 109,042                 | 7,786     | 101,256       | 39,047    | 5.0        | 3.9                     | 0.4   | 15.0          | 21.9       |  |
| Dilapidated:   |           |                         |           |               |           |            |                         |       |               |            |  |
| With private toilet and bath, and hot running water.....             | 43,536    | 42,007                  | 36,059    | 5,948         | 1,529     | 1.5        | 1.5                     | 1.7   | 0.9           | 0.9        |  |
| Lacking hot water, private toilet or bath.....                       | 123,991   | 108,114                 | 57,255    | 50,859        | 15,877    | 4.2        | 3.9                     | 2.7   | 7.5           | 8.9        |  |
| Condition or plumbing facilities not reported.....                   | 88,085    | 80,769                  | 52,760    | 28,009        | 7,316     | ...        | ...                     | ...   | ...           | ...        |  |
| <b>ALL OCCUPIED UNITS</b>  |           |                         |           |               |           |            |                         |       |               |            |  |
| Total  |           |                         |           |               |           |            |                         |       |               |            |  |
| Total dwelling units.....  | 2,915,879 | 2,743,944               | 2,102,705 | 641,239       | 171,935   | ...        | ...                     | ...   | ...           | ...        |  |
| Number reporting.....  | 2,850,462 | 2,682,973               | 2,056,643 | 626,330       | 167,489   | 100.0      | 100.0                   | 100.0 | 100.0         | 100.0      |  |
| Not dilapidated:   |           |                         |           |               |           |            |                         |       |               |            |  |
| With private toilet and bath, and hot running water.....             | 2,064,569 | 1,997,258               | 1,661,627 | 335,631       | 67,311    | 72.4       | 74.4                    | 80.8  | 53.6          | 40.2       |  |
| With private toilet and bath, and only cold water.....               | 63,056    | 59,968                  | 49,137    | 10,831        | 3,088     | 2.2        | 2.2                     | 2.4   | 1.7           | 1.8        |  |
| With running water, lacking private toilet or bath.....              | 442,584   | 395,834                 | 249,137   | 146,697       | 46,750    | 15.5       | 14.8                    | 12.1  | 23.4          | 27.9       |  |
| No running water.....  | 125,177   | 89,891                  | 7,239     | 82,652        | 35,286    | 4.4        | 3.4                     | 0.4   | 13.2          | 21.1       |  |
| Dilapidated:   |           |                         |           |               |           |            |                         |       |               |            |  |
| With private toilet and bath, and hot running water.....             | 41,839    | 40,390                  | 34,771    | 5,619         | 1,449     | 1.5        | 1.5                     | 1.7   | 0.9           | 0.9        |  |
| Lacking hot water, private toilet or bath.....                       | 113,237   | 99,632                  | 54,732    | 44,900        | 13,605    | 4.0        | 3.7                     | 2.7   | 7.2           | 8.1        |  |
| Condition or plumbing facilities not reported.....                   | 65,417    | 60,971                  | 46,062    | 14,909        | 4,446     | ...        | ...                     | ...   | ...           | ...        |  |
| White  |           |                         |           |               |           |            |                         |       |               |            |  |
| Total dwelling units.....  | 2,754,323 | 2,583,108               | 1,949,446 | 633,662       | 171,215   | ...        | ...                     | ...   | ...           | ...        |  |
| Number reporting.....  | 2,695,568 | 2,528,742               | 1,909,654 | 619,088       | 166,826   | 100.0      | 100.0                   | 100.0 | 100.0         | 100.0      |  |
| Not dilapidated:   |           |                         |           |               |           |            |                         |       |               |            |  |
| With private toilet and bath, and hot running water.....             | 1,982,277 | 1,915,115               | 1,581,010 | 334,105       | 67,162    | 73.5       | 75.7                    | 82.8  | 54.0          | 40.3       |  |
| With private toilet and bath, and only cold water.....               | 58,243    | 55,173                  | 44,479    | 10,694        | 3,070     | 2.2        | 2.2                     | 2.3   | 1.7           | 1.8        |  |
| With running water, lacking private toilet or bath.....              | 408,775   | 362,143                 | 217,781   | 144,362       | 46,632    | 15.2       | 14.3                    | 11.4  | 23.3          | 28.0       |  |
| No running water.....  | 123,082   | 87,960                  | 6,573     | 81,387        | 35,122    | 4.6        | 3.5                     | 0.3   | 13.1          | 21.1       |  |
| Dilapidated:   |           |                         |           |               |           |            |                         |       |               |            |  |
| With private toilet and bath, and hot running water.....             | 34,106    | 32,670                  | 27,109    | 5,561         | 1,436     | 1.3        | 1.3                     | 1.4   | 0.9           | 0.9        |  |
| Lacking hot water, private toilet or bath.....                       | 89,085    | 75,681                  | 32,702    | 42,979        | 13,404    | 3.3        | 3.0                     | 1.7   | 6.9           | 8.0        |  |
| Condition or plumbing facilities not reported.....                   | 58,755    | 54,366                  | 39,792    | 14,574        | 4,389     | ...        | ...                     | ...   | ...           | ...        |  |
| Nonwhite   |           |                         |           |               |           |            |                         |       |               |            |  |
| Total dwelling units.....  | 161,556   | 160,836                 | 153,259   | 7,577         | 720       | ...        | ...                     | ...   | ...           | ...        |  |
| Number reporting.....  | 154,894   | 154,231                 | 146,989   | 7,242         | 663       | 100.0      | 100.0                   | 100.0 | 100.0         | 100.0      |  |
| Not dilapidated:   |           |                         |           |               |           |            |                         |       |               |            |  |
| With private toilet and bath, and hot running water.....             | 82,292    | 82,143                  | 80,617    | 1,526         | 149       | 53.1       | 53.3                    | 54.8  | 21.1          | 22.5       |  |
| With private toilet and bath, and only cold water.....               | 4,813     | 4,795                   | 4,658     | 137           | 18        | 3.1        | 3.1                     | 3.2   | 1.9           | 2.7        |  |
| With running water, lacking private toilet or bath.....              | 33,809    | 33,691                  | 31,356    | 2,335         | 118       | 21.8       | 21.8                    | 21.3  | 32.2          | 17.8       |  |
| No running water.....  | 2,095     | 1,931                   | 666       | 1,265         | 164       | 1.4        | 1.3                     | 0.5   | 17.5          | 24.7       |  |
| Dilapidated:   |           |                         |           |               |           |            |                         |       |               |            |  |
| With private toilet and bath, and hot running water.....             | 7,733     | 7,720                   | 7,662     | 58            | 13        | 5.0        | 5.0                     | 5.2   | 0.8           | 2.0        |  |
| Lacking hot water, private toilet or bath.....                       | 24,152    | 23,951                  | 22,030    | 1,921         | 201       | 15.6       | 15.5                    | 15.0  | 26.5          | 30.3       |  |
| Condition or plumbing facilities not reported.....                   | 6,662     | 6,605                   | 6,270     | 335           | 57        | ...        | ...                     | ...   | ...           | ...        |  |
| <b>OWNER-OCCUPIED UNITS</b>  |           |                         |           |               |           |            |                         |       |               |            |  |
| Total  |           |                         |           |               |           |            |                         |       |               |            |  |
| Total dwelling units.....  | 1,739,833 | 1,607,455               | 1,181,376 | 426,079       | 132,378   | ...        | ...                     | ...   | ...           | ...        |  |
| Number reporting.....  | 1,706,927 | 1,577,586               | 1,160,034 | 417,552       | 129,341   | 100.0      | 100.0                   | 100.0 | 100.0         | 100.0      |  |
| Not dilapidated:   |           |                         |           |               |           |            |                         |       |               |            |  |
| With private toilet and bath, and hot running water.....             | 1,347,461 | 1,291,586               | 1,036,818 | 254,768       | 55,875    | 78.9       | 81.9                    | 89.4  | 61.0          | 43.2       |  |
| With private toilet and bath, and only cold water.....               | 18,318    | 15,881                  | 8,333     | 7,548         | 2,437     | 1.1        | 1.0                     | 0.7   | 1.8           | 1.9        |  |
| With running water, lacking private toilet or bath.....              | 208,558   | 173,376                 | 88,872    | 84,504        | 35,182    | 12.2       | 11.0                    | 7.7   | 20.2          | 27.2       |  |
| No running water.....  | 77,396    | 51,763                  | 3,473     | 48,290        | 25,633    | 4.5        | 3.3                     | 0.3   | 11.6          | 19.8       |  |
| Dilapidated:   |           |                         |           |               |           |            |                         |       |               |            |  |
| With private toilet and bath, and hot running water.....             | 17,277    | 16,125                  | 12,668    | 3,457         | 1,152     | 1.0        | 1.0                     | 1.2   | 0.8           | 0.9        |  |
| Lacking hot water, private toilet or bath.....                       | 37,917    | 28,855                  | 9,870     | 18,985        | 9,062     | 2.2        | 1.8                     | 0.9   | 4.5           | 7.0        |  |
| Condition or plumbing facilities not reported.....                   | 32,906    | 29,869                  | 21,342    | 8,527         | 3,037     | ...        | ...                     | ...   | ...           | ...        |  |
| White  |           |                         |           |               |           |            |                         |       |               |            |  |
| Total dwelling units.....  | 1,688,858 | 1,556,780               | 1,134,340 | 422,410       | 132,078   | ...        | ...                     | ...   | ...           | ...        |  |
| Number reporting.....  | 1,657,840 | 1,528,776               | 1,114,739 | 414,037       | 129,064   | 100.0      | 100.0                   | 100.0 | 100.0         | 100.0      |  |
| Not dilapidated:   |           |                         |           |               |           |            |                         |       |               |            |  |
| With private toilet and bath, and hot running water.....             | 1,310,258 | 1,254,464               | 1,000,593 | 253,871       | 55,794    | 79.0       | 82.1                    | 89.8  | 61.3          | 43.2       |  |
| With private toilet and bath, and only cold water.....               | 17,367    | 14,939                  | 7,480     | 7,459         | 2,428     | 1.0        | 1.0                     | 0.7   | 1.8           | 1.9        |  |
| With running water, lacking private toilet or bath.....              | 202,758   | 167,633                 | 84,262    | 83,371        | 35,125    | 12.2       | 11.0                    | 7.6   | 20.1          | 27.2       |  |
| No running water.....  | 76,374    | 50,818                  | 3,195     | 47,623        | 25,556    | 4.6        | 3.3                     | 0.3   | 11.5          | 19.8       |  |
| Dilapidated:   |           |                         |           |               |           |            |                         |       |               |            |  |
| With private toilet and bath, and hot running water.....             | 15,609    | 14,462                  | 11,044    | 3,418         | 1,147     | 0.9        | 0.9                     | 1.0   | 0.8           | 0.9        |  |
| Lacking hot water, private toilet or bath.....                       | 35,474    | 26,460                  | 8,165     | 18,295        | 9,014     | 2.1        | 1.7                     | 0.7   | 4.4           | 7.0        |  |
| Condition or plumbing facilities not reported.....                   | 31,018    | 28,004                  | 19,601    | 8,403         | 3,014     | ...        | ...                     | ...   | ...           | ...        |  |

Table 7.—CONDITION AND PLUMBING FACILITIES BY OCCUPANCY AND COLOR OF OCCUPANTS, FOR THE STATE, URBAN AND RURAL: 1950—Con.

[Percent not shown where less than 0.1 or where base is less than 100]

| Condition and plumbing facilities, occupancy, and color of occupants | The State | Urban and rural nonfarm |         |               |           | Rural farm | Percent distribution    |       |               |            |  |
|--|-----------|-------------------------|---------|---------------|-----------|------------|-------------------------|-------|---------------|------------|--|
|  |           | Total                   | Urban   | Rural nonfarm | The State |            | Urban and rural nonfarm |       |               | Rural farm |  |
|  |           |                         |         |               |           |            | Total                   | Urban | Rural nonfarm |            |  |
| <b>OWNER-OCCUPIED UNITS—Con.</b>                                     |           |                         |         |               |           |            |                         |       |               |            |  |
| <b>Nonwhite</b>  |           |                         |         |               |           |            |                         |       |               |            |  |
| Total dwelling units.....  | 50,975    | 50,675                  | 47,036  | 3,639         | 300       | ...        | ...                     | ...   | ...           | ...        |  |
| Number reporting.....  | 49,087    | 48,810                  | 45,295  | 3,515         | 277       | 100.0      | 100.0                   | 100.0 | 100.0         | 100.0      |  |
| Not dilapidated:   |           |                         |         |               |           |            |                         |       |               |            |  |
| With private toilet and bath, and hot running water.....             | 37,203    | 37,122                  | 36,225  | 897           | 81        | 75.8       | 76.1                    | 80.0  | 25.5          | 29.2       |  |
| With private toilet and bath, and only cold water.....               | 951       | 942                     | 853     | 89            | 9         | 1.9        | 1.9                     | 1.9   | 2.5           | 3.2        |  |
| With running water, lacking private toilet or bath.....              | 5,800     | 5,743                   | 4,610   | 1,133         | 57        | 11.8       | 11.8                    | 10.2  | 32.2          | 20.6       |  |
| No running water.....  | 1,022     | 945                     | 278     | 667           | 77        | 2.1        | 1.9                     | 0.6   | 19.0          | 27.8       |  |
| Dilapidated:   |           |                         |         |               |           |            |                         |       |               |            |  |
| With private toilet and bath, and hot running water.....             | 1,668     | 1,663                   | 1,624   | 39            | 5         | 3.4        | 3.4                     | 3.6   | 1.1           | 1.8        |  |
| Lacking hot water, private toilet or bath.....                       | 2,443     | 2,395                   | 1,705   | 690           | 48        | 5.0        | 4.9                     | 3.8   | 19.6          | 17.3       |  |
| Condition or plumbing facilities not reported.....                   | 1,888     | 1,865                   | 1,741   | 124           | 23        | ...        | ...                     | ...   | ...           | ...        |  |
| <b>RENTER-OCCUPIED UNITS</b>   |           |                         |         |               |           |            |                         |       |               |            |  |
| <b>Total</b>   |           |                         |         |               |           |            |                         |       |               |            |  |
| Total dwelling units.....  | 1,176,046 | 1,136,489               | 921,329 | 215,160       | 39,557    | ...        | ...                     | ...   | ...           | ...        |  |
| Number reporting.....  | 1,143,535 | 1,105,387               | 896,609 | 208,778       | 38,148    | 100.0      | 100.0                   | 100.0 | 100.0         | 100.0      |  |
| Not dilapidated:   |           |                         |         |               |           |            |                         |       |               |            |  |
| With private toilet and bath, and hot running water.....             | 717,108   | 705,672                 | 624,809 | 80,863        | 11,436    | 62.7       | 63.8                    | 69.7  | 38.7          | 30.0       |  |
| With private toilet and bath, and only cold water.....               | 44,738    | 44,087                  | 40,804  | 3,283         | 651       | 3.9        | 4.0                     | 4.6   | 1.6           | 1.7        |  |
| With running water, lacking private toilet or bath.....              | 234,026   | 222,458                 | 160,265 | 62,193        | 11,568    | 20.5       | 20.1                    | 17.9  | 29.8          | 30.3       |  |
| No running water.....  | 47,781    | 38,128                  | 3,766   | 34,362        | 9,653     | 4.2        | 3.4                     | 0.4   | 16.5          | 25.3       |  |
| Dilapidated:   |           |                         |         |               |           |            |                         |       |               |            |  |
| With private toilet and bath, and hot running water.....             | 24,562    | 24,265                  | 22,103  | 2,162         | 297       | 2.1        | 2.2                     | 2.5   | 1.0           | 0.8        |  |
| Lacking hot water, private toilet or bath.....                       | 75,320    | 70,777                  | 44,862  | 25,915        | 4,543     | 6.6        | 6.4                     | 5.0   | 12.4          | 11.9       |  |
| Condition or plumbing facilities not reported.....                   | 32,511    | 31,102                  | 24,720  | 6,382         | 1,409     | ...        | ...                     | ...   | ...           | ...        |  |
| <b>White</b>   |           |                         |         |               |           |            |                         |       |               |            |  |
| Total dwelling units.....  | 1,065,465 | 1,026,328               | 815,106 | 211,222       | 39,137    | ...        | ...                     | ...   | ...           | ...        |  |
| Number reporting.....  | 1,037,728 | 999,966                 | 794,915 | 205,051       | 37,762    | 100.0      | 100.0                   | 100.0 | 100.0         | 100.0      |  |
| Not dilapidated:   |           |                         |         |               |           |            |                         |       |               |            |  |
| With private toilet and bath, and hot running water.....             | 672,019   | 660,651                 | 580,417 | 80,234        | 11,368    | 64.8       | 66.1                    | 73.0  | 39.1          | 30.1       |  |
| With private toilet and bath, and only cold water.....               | 40,876    | 40,234                  | 36,999  | 3,235         | 642       | 3.9        | 4.0                     | 4.7   | 1.6           | 1.7        |  |
| With running water, lacking private toilet or bath.....              | 206,017   | 194,510                 | 133,519 | 60,991        | 11,507    | 19.9       | 19.5                    | 16.8  | 29.7          | 30.5       |  |
| No running water.....  | 46,708    | 37,142                  | 3,378   | 33,764        | 9,566     | 4.5        | 3.7                     | 0.4   | 16.5          | 25.3       |  |
| Dilapidated:   |           |                         |         |               |           |            |                         |       |               |            |  |
| With private toilet and bath, and hot running water.....             | 18,497    | 18,208                  | 16,065  | 2,143         | 289       | 1.8        | 1.8                     | 2.0   | 1.0           | 0.8        |  |
| Lacking hot water, private toilet or bath.....                       | 53,611    | 49,221                  | 24,537  | 24,684        | 4,390     | 5.2        | 4.9                     | 3.1   | 12.0          | 11.6       |  |
| Condition or plumbing facilities not reported.....                   | 27,737    | 26,362                  | 20,191  | 6,171         | 1,375     | ...        | ...                     | ...   | ...           | ...        |  |
| <b>Nonwhite</b>  |           |                         |         |               |           |            |                         |       |               |            |  |
| Total dwelling units.....  | 110,581   | 110,161                 | 106,223 | 3,938         | 420       | ...        | ...                     | ...   | ...           | ...        |  |
| Number reporting.....  | 105,807   | 105,421                 | 101,694 | 3,727         | 386       | 100.0      | 100.0                   | 100.0 | 100.0         | 100.0      |  |
| Not dilapidated:   |           |                         |         |               |           |            |                         |       |               |            |  |
| With private toilet and bath, and hot running water.....             | 45,089    | 45,021                  | 44,392  | 629           | 68        | 42.6       | 42.7                    | 43.7  | 16.9          | 17.6       |  |
| With private toilet and bath, and only cold water.....               | 3,862     | 3,853                   | 3,805   | 48            | 9         | 3.7        | 3.7                     | 3.7   | 1.3           | 2.3        |  |
| With running water, lacking private toilet or bath.....              | 28,009    | 27,948                  | 26,746  | 1,202         | 61        | 26.5       | 26.5                    | 26.3  | 32.3          | 15.8       |  |
| No running water.....  | 1,073     | 986                     | 388     | 598           | 87        | 1.0        | 0.9                     | 0.4   | 16.0          | 22.5       |  |
| Dilapidated:   |           |                         |         |               |           |            |                         |       |               |            |  |
| With private toilet and bath, and hot running water.....             | 6,065     | 6,057                   | 6,038   | 19            | 8         | 5.7        | 5.7                     | 5.9   | 0.5           | 2.1        |  |
| Lacking hot water, private toilet or bath.....                       | 21,709    | 21,556                  | 20,325  | 1,231         | 153       | 20.5       | 20.4                    | 20.0  | 33.0          | 39.6       |  |
| Condition or plumbing facilities not reported.....                   | 4,774     | 4,740                   | 4,529   | 211           | 34        | ...        | ...                     | ...   | ...           | ...        |  |
| <b>VACANT NONSEASONAL NOT DILAPIDATED, FOR RENT OR SALE</b>          |           |                         |         |               |           |            |                         |       |               |            |  |
| Total dwelling units.....  | 28,272    | 24,809                  | 20,300  | 4,509         | 3,463     | ...        | ...                     | ...   | ...           | ...        |  |
| Number reporting.....  | 25,854    | 22,924                  | 18,755  | 4,169         | 2,930     | 100.0      | 100.0                   | 100.0 | 100.0         | 100.0      |  |
| Not dilapidated:   |           |                         |         |               |           |            |                         |       |               |            |  |
| With private toilet and bath, and hot running water.....             | 19,040    | 17,499                  | 15,213  | 2,286         | 1,541     | 73.6       | 76.3                    | 81.1  | 54.8          | 52.6       |  |
| With private toilet and bath, and only cold water.....               | 389       | 324                     | 229     | 95            | 65        | 1.5        | 1.4                     | 1.2   | 2.3           | 2.2        |  |
| With running water, lacking private toilet or bath.....              | 4,620     | 4,071                   | 3,189   | 882           | 549       | 17.9       | 17.8                    | 17.0  | 21.2          | 18.7       |  |
| No running water.....  | 1,805     | 1,030                   | 124     | 906           | 775       | 7.0        | 4.5                     | 0.7   | 21.7          | 26.5       |  |
| Plumbing facilities not reported.....                                | 2,418     | 1,885                   | 1,545   | 340           | 533       | ...        | ...                     | ...   | ...           | ...        |  |
| <b>ALL OTHER</b>   |           |                         |         |               |           |            |                         |       |               |            |  |
| Total dwelling units.....  | 92,343    | 81,775                  | 22,963  | 58,812        | 10,568    | ...        | ...                     | ...   | ...           | ...        |  |

## HOUSING—GENERAL CHARACTERISTICS

Table 8.—PLUMBING FACILITIES FOR ALL DWELLING UNITS AND DWELLING UNITS OCCUPIED BY NONWHITE PERSONS, FOR THE STATE, URBAN AND RURAL: 1950

[Percent not shown where less than 0.1 or where base is less than 100]

| Subject  | The State | Urban and rural nonfarm |           |               |            | Rural farm | Percent distribution |                         |       |               |            |
|--|-----------|-------------------------|-----------|---------------|------------|------------|----------------------|-------------------------|-------|---------------|------------|
|  |           | Total                   | Urban     | Rural nonfarm | Rural farm |            | The State            | Urban and rural nonfarm |       |               | Rural farm |
|  |           |                         |           |               |            |            |                      | Total                   | Urban | Rural nonfarm |            |
| <b>WATER SUPPLY</b>                                    |           |                         |           |               |            |            |                      |                         |       |               |            |
| <b>Total</b>   |           |                         |           |               |            |            |                      |                         |       |               |            |
| All dwelling units.....                                | 3,036,494 | 2,850,528               | 2,145,968 | 704,560       | 185,966    | ...        | ...                  | ...                     | ...   | ...           |            |
| Number reporting.....                                  | 2,998,311 | 2,815,847               | 2,127,469 | 688,378       | 182,464    | 100.0      | 100.0                | 100.0                   | 100.0 | 100.0         |            |
| Hot and cold piped running water inside structure..... | 2,461,124 | 2,367,235               | 1,945,637 | 421,578       | 93,889     | 82.1       | 84.1                 | 91.5                    | 61.2  | 51.5          |            |
| Only cold piped running water inside structure.....    | 334,219   | 297,421                 | 167,222   | 130,199       | 36,798     | 11.1       | 10.6                 | 7.9                     | 18.9  | 20.2          |            |
| Piped running water outside structure.....             | 17,973    | 13,523                  | 2,607     | 10,916        | 4,450      | 0.6        | 0.5                  | 0.1                     | 1.6   | 2.4           |            |
| No piped running water.....                            | 184,995   | 137,668                 | 11,983    | 125,685       | 47,327     | 6.2        | 4.9                  | 0.6                     | 18.3  | 25.9          |            |
| Not reported.....                                      | 38,183    | 34,681                  | 18,499    | 16,182        | 3,502      | ...        | ...                  | ...                     | ...   | ...           |            |
| <b>Nonwhite</b>  |           |                         |           |               |            |            |                      |                         |       |               |            |
| All dwelling units.....                                | 161,556   | 160,836                 | 153,259   | 7,577         | 720        | ...        | ...                  | ...                     | ...   | ...           |            |
| Number reporting.....                                  | 159,914   | 159,214                 | 151,715   | 7,499         | 700        | 100.0      | 100.0                | 100.0                   | 100.0 | 100.0         |            |
| Hot and cold piped running water inside structure..... | 118,643   | 118,437                 | 116,446   | 1,991         | 206        | 74.2       | 74.4                 | 76.8                    | 26.6  | 29.4          |            |
| Only cold piped running water inside structure.....    | 36,611    | 36,476                  | 33,357    | 3,119         | 135        | 22.9       | 22.9                 | 22.0                    | 41.6  | 19.3          |            |
| Piped running water outside structure.....             | 616       | 595                     | 388       | 207           | 21         | 0.4        | 0.4                  | 0.3                     | 2.8   | 3.0           |            |
| No piped running water.....                            | 4,044     | 3,706                   | 1,524     | 2,182         | 338        | 2.5        | 2.3                  | 1.0                     | 29.1  | 48.3          |            |
| Not reported.....                                      | 1,642     | 1,622                   | 1,544     | 78            | 20         | ...        | ...                  | ...                     | ...   | ...           |            |
| <b>TOILET FACILITIES</b>                               |           |                         |           |               |            |            |                      |                         |       |               |            |
| <b>Total</b>   |           |                         |           |               |            |            |                      |                         |       |               |            |
| All dwelling units.....                                | 3,036,494 | 2,850,528               | 2,145,968 | 704,560       | 185,966    | ...        | ...                  | ...                     | ...   | ...           |            |
| Number reporting.....                                  | 2,995,233 | 2,812,665               | 2,123,913 | 688,752       | 182,568    | 100.0      | 100.0                | 100.0                   | 100.0 | 100.0         |            |
| Flush toilet inside structure, exclusive use.....      | 2,358,062 | 2,276,173               | 1,871,890 | 404,283       | 81,889     | 78.7       | 80.9                 | 88.1                    | 58.7  | 44.9          |            |
| Flush toilet inside structure, shared.....             | 175,507   | 171,654                 | 155,243   | 16,411        | 3,853      | 5.9        | 6.1                  | 7.3                     | 2.4   | 2.1           |            |
| Other toilet facilities (including privy).....         | 441,769   | 347,267                 | 88,791    | 258,476       | 94,502     | 14.7       | 12.3                 | 4.2                     | 37.5  | 51.8          |            |
| No toilet.....   | 19,895    | 17,571                  | 7,989     | 9,582         | 2,324      | 0.7        | 0.6                  | 0.4                     | 1.4   | 1.3           |            |
| Not reported.....                                      | 41,261    | 37,863                  | 22,055    | 15,808        | 3,398      | ...        | ...                  | ...                     | ...   | ...           |            |
| <b>Nonwhite</b>  |           |                         |           |               |            |            |                      |                         |       |               |            |
| All dwelling units.....                                | 161,556   | 160,836                 | 153,259   | 7,577         | 720        | ...        | ...                  | ...                     | ...   | ...           |            |
| Number reporting.....                                  | 159,481   | 158,777                 | 151,271   | 7,506         | 704        | 100.0      | 100.0                | 100.0                   | 100.0 | 100.0         |            |
| Flush toilet inside structure, exclusive use.....      | 109,745   | 109,549                 | 107,380   | 2,169         | 196        | 68.8       | 69.0                 | 71.0                    | 28.9  | 27.8          |            |
| Flush toilet inside structure, shared.....             | 29,780    | 29,772                  | 29,676    | 96            | 8          | 18.7       | 18.8                 | 19.6                    | 1.3   | 1.1           |            |
| Other toilet facilities (including privy).....         | 18,312    | 17,835                  | 12,809    | 5,026         | 477        | 11.5       | 11.2                 | 8.5                     | 67.0  | 67.8          |            |
| No toilet.....   | 1,644     | 1,621                   | 1,406     | 215           | 23         | 1.0        | 1.0                  | 0.9                     | 2.9   | 3.3           |            |
| Not reported.....                                      | 2,075     | 2,059                   | 1,988     | 71            | 16         | ...        | ...                  | ...                     | ...   | ...           |            |
| <b>BATHING FACILITIES</b>                              |           |                         |           |               |            |            |                      |                         |       |               |            |
| <b>Total</b>   |           |                         |           |               |            |            |                      |                         |       |               |            |
| All dwelling units.....                                | 3,036,494 | 2,850,528               | 2,145,968 | 704,560       | 185,966    | ...        | ...                  | ...                     | ...   | ...           |            |
| Number reporting.....                                  | 2,962,787 | 2,783,740               | 2,109,233 | 674,507       | 179,047    | 100.0      | 100.0                | 100.0                   | 100.0 | 100.0         |            |
| Installed bathtub or shower, exclusive use.....        | 2,240,427 | 2,160,670               | 1,781,156 | 379,514       | 79,757     | 75.6       | 77.6                 | 84.4                    | 56.3  | 44.5          |            |
| Installed bathtub or shower, shared.....               | 169,997   | 166,630                 | 151,890   | 14,740        | 3,367      | 5.7        | 6.0                  | 7.2                     | 2.2   | 1.9           |            |
| No bathtub or shower.....                              | 552,363   | 456,440                 | 176,187   | 280,253       | 95,923     | 18.6       | 16.4                 | 8.4                     | 41.5  | 53.6          |            |
| Not reported.....                                      | 73,707    | 66,788                  | 36,735    | 30,053        | 6,919      | ...        | ...                  | ...                     | ...   | ...           |            |
| <b>Nonwhite</b>  |           |                         |           |               |            |            |                      |                         |       |               |            |
| All dwelling units.....                                | 161,556   | 160,836                 | 153,259   | 7,577         | 720        | ...        | ...                  | ...                     | ...   | ...           |            |
| Number reporting.....                                  | 158,056   | 157,364                 | 150,119   | 7,245         | 692        | 100.0      | 100.0                | 100.0                   | 100.0 | 100.0         |            |
| Installed bathtub or shower, exclusive use.....        | 100,869   | 100,673                 | 98,867    | 1,806         | 196        | 63.8       | 64.0                 | 65.9                    | 24.9  | 28.3          |            |
| Installed bathtub or shower, shared.....               | 26,649    | 26,643                  | 26,571    | 72            | 6          | 16.9       | 16.9                 | 17.7                    | 1.0   | 0.9           |            |
| No bathtub or shower.....                              | 30,538    | 30,048                  | 24,681    | 5,367         | 490        | 19.3       | 19.1                 | 16.4                    | 74.1  | 70.8          |            |
| Not reported.....                                      | 3,500     | 3,472                   | 3,140     | 332           | 28         | ...        | ...                  | ...                     | ...   | ...           |            |

Table 9.—DWELLING UNITS BY NUMBER OF ROOMS AND OCCUPANCY, FOR THE STATE, URBAN AND RURAL: 1950

[Percent not shown where less than 0.1 or where base is less than 100]

| Number of rooms and occupancy                               | The State | Urban and rural nonfarm |           |               |           | Rural farm | Percent distribution    |       |               |            |  |
|---|-----------|-------------------------|-----------|---------------|-----------|------------|-------------------------|-------|---------------|------------|--|
|   |           | Total                   | Urban     | Rural nonfarm | The State |            | Urban and rural nonfarm |       |               | Rural farm |  |
|   |           |                         |           |               |           |            | Total                   | Urban | Rural nonfarm |            |  |
| <b>ALL DWELLING UNITS</b>                                   |           |                         |           |               |           |            |                         |       |               |            |  |
| Total dwelling units.....                                   | 3,036,494 | 2,850,528               | 2,145,968 | 704,560       | 185,966   | ...        | ...                     | ...   | ...           | ...        |  |
| Number reporting.....                                       | 2,976,849 | 2,796,362               | 2,113,611 | 682,751       | 180,487   | 100.0      | 100.0                   | 100.0 | 100.0         | 100.0      |  |
| 1 room.....   | 43,797    | 42,232                  | 29,882    | 12,350        | 1,565     | 1.5        | 1.5                     | 1.4   | 1.8           | 0.9        |  |
| 2 rooms.....  | 157,937   | 154,280                 | 124,341   | 29,939        | 3,657     | 5.3        | 5.5                     | 5.9   | 4.4           | 2.0        |  |
| 3 rooms.....  | 314,964   | 308,467                 | 250,962   | 57,505        | 6,497     | 10.6       | 11.0                    | 11.9  | 8.4           | 3.6        |  |
| 4 rooms.....  | 462,697   | 447,175                 | 318,512   | 128,663       | 15,522    | 15.5       | 16.0                    | 15.1  | 18.8          | 8.6        |  |
| 5 rooms.....  | 469,269   | 447,914                 | 321,747   | 127,167       | 20,355    | 15.8       | 16.1                    | 15.2  | 18.6          | 11.3       |  |
| 6 rooms.....  | 830,533   | 794,283                 | 628,405   | 165,878       | 36,250    | 27.9       | 28.4                    | 30.0  | 24.3          | 20.1       |  |
| 7 rooms.....  | 311,615   | 277,898                 | 200,551   | 77,347        | 33,717    | 10.5       | 9.9                     | 9.5   | 11.3          | 18.7       |  |
| 8 rooms.....  | 216,652   | 185,371                 | 137,049   | 48,322        | 31,281    | 7.3        | 6.6                     | 6.5   | 7.1           | 17.3       |  |
| 9 rooms or more.....  | 169,385   | 137,742                 | 102,162   | 35,580        | 31,643    | 5.7        | 4.9                     | 4.8   | 5.2           | 17.5       |  |
| Not reported.....   | 59,645    | 54,166                  | 32,357    | 21,809        | 5,479     | ...        | ...                     | ...   | ...           | ...        |  |
| <b>ALL OCCUPIED UNITS</b>                                   |           |                         |           |               |           |            |                         |       |               |            |  |
| Total dwelling units.....                                   | 2,915,879 | 2,743,944               | 2,102,705 | 641,239       | 171,935   | ...        | ...                     | ...   | ...           | ...        |  |
| Number reporting.....                                       | 2,879,311 | 2,709,861               | 2,077,059 | 632,802       | 169,450   | 100.0      | 100.0                   | 100.0 | 100.0         | 100.0      |  |
| 1 room.....   | 38,535    | 37,401                  | 28,651    | 8,750         | 1,134     | 1.3        | 1.4                     | 1.4   | 1.4           | 0.7        |  |
| 2 rooms.....  | 147,645   | 144,735                 | 120,395   | 24,340        | 2,910     | 5.1        | 5.3                     | 5.8   | 3.8           | 1.7        |  |
| 3 rooms.....  | 300,586   | 295,171                 | 244,701   | 50,470        | 5,415     | 10.4       | 10.9                    | 11.8  | 8.0           | 3.2        |  |
| 4 rooms.....  | 443,740   | 430,164                 | 312,044   | 118,120       | 13,576    | 15.4       | 15.9                    | 15.0  | 18.7          | 8.0        |  |
| 5 rooms.....  | 454,322   | 435,747                 | 316,661   | 119,086       | 18,575    | 15.8       | 16.1                    | 15.2  | 18.8          | 11.0       |  |
| 6 rooms.....  | 812,482   | 778,294                 | 620,013   | 158,281       | 34,188    | 28.2       | 28.7                    | 29.9  | 25.0          | 20.2       |  |
| 7 rooms.....  | 305,374   | 272,763                 | 198,563   | 74,200        | 32,611    | 10.6       | 10.1                    | 9.6   | 11.7          | 19.2       |  |
| 8 rooms.....  | 211,744   | 181,449                 | 135,519   | 45,930        | 30,295    | 7.4        | 6.7                     | 6.5   | 7.3           | 17.9       |  |
| 9 rooms or more.....  | 164,883   | 134,137                 | 100,512   | 33,625        | 30,746    | 5.7        | 4.9                     | 4.8   | 5.3           | 18.1       |  |
| Not reported.....   | 36,568    | 34,083                  | 25,646    | 8,437         | 2,485     | ...        | ...                     | ...   | ...           | ...        |  |
| <b>OWNER-OCCUPIED UNITS</b>                                 |           |                         |           |               |           |            |                         |       |               |            |  |
| Total dwelling units.....                                   | 1,739,833 | 1,607,455               | 1,181,376 | 462,079       | 132,378   | ...        | ...                     | ...   | ...           | ...        |  |
| Number reporting.....                                       | 1,718,957 | 1,588,368               | 1,167,647 | 420,721       | 130,589   | 100.0      | 100.0                   | 100.0 | 100.0         | 100.0      |  |
| 1 room.....   | 7,228     | 6,772                   | 3,375     | 3,397         | 456       | 0.4        | 0.4                     | 0.3   | 0.8           | 0.3        |  |
| 2 rooms.....  | 17,316    | 16,285                  | 7,928     | 8,357         | 1,031     | 1.0        | 1.0                     | 0.7   | 2.0           | 0.8        |  |
| 3 rooms.....  | 60,664    | 58,411                  | 38,344    | 20,067        | 2,253     | 3.5        | 3.7                     | 3.3   | 4.8           | 1.7        |  |
| 4 rooms.....  | 178,058   | 170,137                 | 105,300   | 64,837        | 7,921     | 10.4       | 10.7                    | 9.0   | 15.4          | 6.1        |  |
| 5 rooms.....  | 269,807   | 256,448                 | 174,585   | 81,863        | 13,359    | 15.7       | 16.1                    | 15.0  | 19.5          | 10.2       |  |
| 6 rooms.....  | 623,550   | 596,186                 | 477,577   | 118,609       | 27,364    | 36.3       | 37.5                    | 40.9  | 28.2          | 21.0       |  |
| 7 rooms.....  | 246,485   | 219,502                 | 160,608   | 58,894        | 26,983    | 14.3       | 13.8                    | 13.8  | 14.0          | 25.7       |  |
| 8 rooms.....  | 175,190   | 149,948                 | 113,120   | 36,828        | 25,242    | 10.2       | 9.4                     | 9.7   | 8.8           | 19.3       |  |
| 9 rooms or more.....  | 140,659   | 114,679                 | 86,810    | 27,869        | 25,980    | 8.2        | 7.2                     | 7.4   | 6.6           | 19.9       |  |
| Not reported.....   | 20,876    | 19,087                  | 13,729    | 5,358         | 1,789     | ...        | ...                     | ...   | ...           | ...        |  |
| <b>RENTER-OCCUPIED UNITS</b>                                |           |                         |           |               |           |            |                         |       |               |            |  |
| Total dwelling units.....                                   | 1,176,046 | 1,136,489               | 921,329   | 215,160       | 39,557    | ...        | ...                     | ...   | ...           | ...        |  |
| Number reporting.....                                       | 1,160,354 | 1,121,493               | 909,412   | 212,081       | 38,861    | 100.0      | 100.0                   | 100.0 | 100.0         | 100.0      |  |
| 1 room.....   | 31,307    | 30,629                  | 25,276    | 5,353         | 678       | 2.7        | 2.7                     | 2.8   | 2.5           | 1.7        |  |
| 2 rooms.....  | 130,329   | 128,450                 | 112,467   | 15,983        | 1,879     | 11.2       | 11.5                    | 12.4  | 7.5           | 4.8        |  |
| 3 rooms.....  | 239,922   | 236,760                 | 206,357   | 30,403        | 3,162     | 20.7       | 21.1                    | 22.7  | 14.3          | 8.1        |  |
| 4 rooms.....  | 265,682   | 260,027                 | 206,744   | 53,283        | 5,655     | 22.9       | 23.2                    | 22.7  | 25.1          | 14.6       |  |
| 5 rooms.....  | 184,515   | 179,299                 | 142,076   | 37,223        | 5,216     | 15.9       | 16.0                    | 15.6  | 17.5          | 13.4       |  |
| 6 rooms.....  | 188,932   | 182,108                 | 142,436   | 39,672        | 6,824     | 16.3       | 16.2                    | 15.7  | 18.7          | 17.6       |  |
| 7 rooms.....  | 58,889    | 53,261                  | 37,955    | 15,306        | 5,628     | 5.1        | 4.7                     | 4.2   | 7.2           | 14.5       |  |
| 8 rooms.....  | 36,554    | 31,501                  | 22,399    | 9,102         | 5,033     | 3.2        | 2.8                     | 2.5   | 4.3           | 13.0       |  |
| 9 rooms or more.....  | 24,224    | 19,458                  | 13,702    | 5,756         | 4,766     | 2.1        | 1.7                     | 1.5   | 2.7           | 12.3       |  |
| Not reported.....   | 15,692    | 14,996                  | 11,917    | 3,079         | 696       | ...        | ...                     | ...   | ...           | ...        |  |
| <b>VACANT NONSEASONAL NOT DILAPIDATED, FOR RENT OR SALE</b> |           |                         |           |               |           |            |                         |       |               |            |  |
| Total dwelling units.....                                   | 28,272    | 24,809                  | 20,300    | 4,509         | 3,463     | ...        | ...                     | ...   | ...           | ...        |  |
| Number reporting.....                                       | 25,711    | 22,795                  | 18,624    | 4,171         | 2,916     | 100.0      | 100.0                   | 100.0 | 100.0         | 100.0      |  |
| 1 room.....   | 858       | 797                     | 124       | 673           | 61        | 3.3        | 3.5                     | 3.6   | 3.0           | 2.1        |  |
| 2 rooms.....  | 2,793     | 2,645                   | 2,348     | 297           | 148       | 10.9       | 11.6                    | 12.6  | 7.1           | 5.1        |  |
| 3 rooms.....  | 4,590     | 4,335                   | 3,755     | 580           | 255       | 17.9       | 19.0                    | 20.2  | 13.9          | 8.7        |  |
| 4 rooms.....  | 4,936     | 4,359                   | 3,440     | 919           | 577       | 19.2       | 19.1                    | 18.5  | 22.0          | 19.8       |  |
| 5 rooms.....  | 3,748     | 3,238                   | 2,324     | 914           | 510       | 14.6       | 14.2                    | 12.5  | 21.9          | 17.5       |  |
| 6 rooms.....  | 5,332     | 4,709                   | 3,972     | 737           | 623       | 20.7       | 20.7                    | 21.3  | 17.7          | 21.4       |  |
| 7 rooms.....  | 1,351     | 1,086                   | 829       | 257           | 265       | 5.3        | 4.8                     | 4.5   | 6.2           | 9.1        |  |
| 8 rooms.....  | 1,072     | 831                     | 639       | 192           | 241       | 4.2        | 3.6                     | 3.4   | 4.6           | 8.3        |  |
| 9 rooms or more.....  | 1,031     | 795                     | 644       | 151           | 236       | 4.0        | 3.5                     | 3.5   | 3.6           | 8.1        |  |
| Not reported.....   | 2,561     | 2,014                   | 1,676     | 338           | 547       | ...        | ...                     | ...   | ...           | ...        |  |
| <b>ALL OTHER</b>  |           |                         |           |               |           |            |                         |       |               |            |  |
| Total dwelling units.....                                   | 92,343    | 81,775                  | 22,963    | 58,812        | 10,568    | ...        | ...                     | ...   | ...           | ...        |  |

Table 10.—DWELLING UNITS BY NUMBER OF PERSONS AND TENURE, FOR THE STATE, URBAN AND RURAL: 1950

(Percent not shown where less than 0.1)

| Number of persons and tenure  | The State | Urban and rural nonfarm |           |               |           | Rural farm | Percent distribution    |       |               |            |  |
|-------------------------------|-----------|-------------------------|-----------|---------------|-----------|------------|-------------------------|-------|---------------|------------|--|
|                               |           | Total                   | Urban     | Rural nonfarm | The State |            | Urban and rural nonfarm |       |               | Rural farm |  |
|                               |           |                         |           |               |           |            | Total                   | Urban | Rural nonfarm |            |  |
| <b>ALL OCCUPIED UNITS</b>     |           |                         |           |               |           |            |                         |       |               |            |  |
| Total dwelling units.....     | 2,915,879 | 2,743,944               | 2,102,705 | 641,239       | 171,935   | 100.0      | 100.0                   | 100.0 | 100.0         | 100.0      |  |
| 1 person.....                 | 229,609   | 221,274                 | 173,145   | 48,129        | 8,335     | 7.9        | 8.1                     | 8.2   | 7.5           | 4.8        |  |
| 2 persons.....                | 752,340   | 715,864                 | 558,015   | 157,849       | 36,476    | 25.8       | 26.1                    | 26.5  | 24.6          | 21.2       |  |
| 3 persons.....                | 692,957   | 658,049                 | 508,209   | 149,840       | 34,908    | 23.8       | 24.0                    | 24.2  | 23.4          | 20.3       |  |
| 4 persons.....                | 571,777   | 539,543                 | 412,501   | 127,042       | 32,234    | 19.6       | 19.7                    | 19.6  | 19.8          | 18.7       |  |
| 5 persons.....                | 331,494   | 307,599                 | 232,545   | 75,054        | 23,895    | 11.4       | 11.2                    | 11.1  | 11.7          | 13.9       |  |
| 6 persons.....                | 170,120   | 154,807                 | 114,129   | 40,678        | 15,313    | 5.8        | 5.6                     | 5.4   | 6.3           | 8.9        |  |
| 7 persons.....                | 84,229    | 74,982                  | 54,007    | 20,975        | 9,247     | 2.9        | 2.7                     | 2.6   | 3.3           | 5.4        |  |
| 8 persons.....                | 40,534    | 35,348                  | 25,045    | 10,303        | 5,186     | 1.4        | 1.3                     | 1.2   | 1.6           | 3.0        |  |
| 9 persons.....                | 20,500    | 17,692                  | 12,254    | 5,438         | 2,808     | 0.7        | 0.6                     | 0.6   | 0.8           | 1.6        |  |
| 10 persons or more.....       | 22,319    | 18,786                  | 12,855    | 5,931         | 3,533     | 0.8        | 0.7                     | 0.6   | 0.9           | 2.1        |  |
| Median number of persons..... | 3.2       | 3.2                     | 3.1       | 3.3           | 3.7       | ...        | ...                     | ...   | ...           | ...        |  |
| <b>OWNER-OCCUPIED UNITS</b>   |           |                         |           |               |           |            |                         |       |               |            |  |
| Total dwelling units.....     | 1,739,833 | 1,607,455               | 1,181,376 | 426,079       | 132,378   | 100.0      | 100.0                   | 100.0 | 100.0         | 100.0      |  |
| 1 person.....                 | 99,238    | 93,205                  | 64,435    | 28,770        | 6,033     | 5.7        | 5.8                     | 5.5   | 6.8           | 4.6        |  |
| 2 persons.....                | 418,433   | 388,944                 | 280,254   | 108,690       | 29,489    | 24.1       | 24.2                    | 23.7  | 25.5          | 22.3       |  |
| 3 persons.....                | 403,677   | 377,368                 | 281,529   | 95,839        | 26,309    | 23.2       | 23.5                    | 23.8  | 22.5          | 19.9       |  |
| 4 persons.....                | 366,601   | 342,459                 | 257,052   | 85,407        | 24,142    | 21.1       | 21.3                    | 21.8  | 20.0          | 18.2       |  |
| 5 persons.....                | 224,447   | 206,034                 | 153,741   | 52,293        | 18,413    | 12.9       | 12.8                    | 13.0  | 12.3          | 13.9       |  |
| 6 persons.....                | 116,131   | 104,132                 | 76,758    | 27,374        | 11,999    | 6.7        | 6.5                     | 6.5   | 6.4           | 9.1        |  |
| 7 persons.....                | 56,766    | 49,516                  | 35,769    | 13,747        | 7,250     | 3.3        | 3.1                     | 3.0   | 3.2           | 5.5        |  |
| 8 persons.....                | 27,197    | 23,228                  | 16,352    | 6,876         | 3,969     | 1.6        | 1.4                     | 1.4   | 1.6           | 3.0        |  |
| 9 persons.....                | 13,404    | 11,260                  | 7,773     | 3,487         | 2,144     | 0.8        | 0.7                     | 0.7   | 0.8           | 1.6        |  |
| 10 persons or more.....       | 13,939    | 11,309                  | 7,713     | 3,596         | 2,630     | 0.8        | 0.7                     | 0.7   | 0.8           | 2.0        |  |
| Median number of persons..... | 3.4       | 3.4                     | 3.4       | 3.3           | 3.7       | ...        | ...                     | ...   | ...           | ...        |  |
| <b>RENTER-OCCUPIED UNITS</b>  |           |                         |           |               |           |            |                         |       |               |            |  |
| Total dwelling units.....     | 1,176,046 | 1,136,489               | 921,329   | 215,160       | 39,557    | 100.0      | 100.0                   | 100.0 | 100.0         | 100.0      |  |
| 1 person.....                 | 130,371   | 128,069                 | 108,710   | 19,359        | 2,302     | 11.1       | 11.3                    | 11.8  | 9.0           | 5.8        |  |
| 2 persons.....                | 333,907   | 326,920                 | 277,761   | 49,159        | 6,987     | 28.4       | 28.8                    | 30.1  | 22.8          | 17.7       |  |
| 3 persons.....                | 289,280   | 280,681                 | 226,680   | 54,001        | 8,599     | 24.6       | 24.7                    | 24.6  | 25.1          | 21.7       |  |
| 4 persons.....                | 205,176   | 197,084                 | 155,449   | 41,635        | 8,092     | 17.4       | 17.3                    | 16.9  | 19.4          | 20.5       |  |
| 5 persons.....                | 107,047   | 101,565                 | 78,804    | 22,761        | 5,482     | 9.1        | 8.9                     | 8.6   | 10.6          | 13.9       |  |
| 6 persons.....                | 53,989    | 50,675                  | 37,371    | 13,304        | 3,314     | 4.6        | 4.5                     | 4.1   | 6.2           | 8.4        |  |
| 7 persons.....                | 27,463    | 25,466                  | 18,238    | 7,228         | 1,997     | 2.3        | 2.2                     | 2.0   | 3.4           | 5.0        |  |
| 8 persons.....                | 13,337    | 12,120                  | 8,693     | 3,427         | 1,217     | 1.1        | 1.1                     | 0.9   | 1.6           | 3.1        |  |
| 9 persons.....                | 7,096     | 6,432                   | 4,481     | 1,951         | 664       | 0.6        | 0.6                     | 0.5   | 0.9           | 1.7        |  |
| 10 persons or more.....       | 8,380     | 7,477                   | 5,142     | 2,335         | 903       | 0.7        | 0.7                     | 0.6   | 1.1           | 2.3        |  |
| Median number of persons..... | 2.9       | 2.9                     | 2.8       | 3.2           | 3.7       | ...        | ...                     | ...   | ...           | ...        |  |

Table 11.—DWELLING UNITS BY PERSONS PER ROOM AND TENURE, FOR THE STATE, URBAN AND RURAL: 1950

(Percent not shown where less than 0.1)

| Persons per room and tenure  | The State | Urban and rural nonfarm |           |               |           | Rural farm | Percent distribution    |       |               |            |  |
|------------------------------|-----------|-------------------------|-----------|---------------|-----------|------------|-------------------------|-------|---------------|------------|--|
|                              |           | Total                   | Urban     | Rural nonfarm | The State |            | Urban and rural nonfarm |       |               | Rural farm |  |
|                              |           |                         |           |               |           |            | Total                   | Urban | Rural nonfarm |            |  |
| <b>ALL OCCUPIED UNITS</b>    |           |                         |           |               |           |            |                         |       |               |            |  |
| Total dwelling units.....    | 2,915,879 | 2,743,944               | 2,102,705 | 641,239       | 171,935   | ...        | ...                     | ...   | ...           | ...        |  |
| Number reporting.....        | 2,879,311 | 2,709,861               | 2,077,059 | 632,802       | 169,450   | 100.0      | 100.0                   | 100.0 | 100.0         | 100.0      |  |
| 0.75 or less.....            | 1,923,848 | 1,803,346               | 1,393,622 | 409,724       | 120,502   | 66.8       | 66.5                    | 67.1  | 64.7          | 71.1       |  |
| 0.76 to 1.00.....            | 648,672   | 617,121                 | 476,172   | 140,949       | 31,551    | 22.5       | 22.8                    | 22.9  | 22.3          | 18.6       |  |
| 1.01 to 1.50.....            | 224,298   | 211,164                 | 153,708   | 57,456        | 13,134    | 7.8        | 7.8                     | 7.4   | 9.1           | 7.8        |  |
| 1.51 or more.....            | 82,493    | 78,230                  | 53,557    | 24,673        | 4,263     | 2.9        | 2.9                     | 2.6   | 3.9           | 2.5        |  |
| Not reported.....            | 36,568    | 34,083                  | 25,646    | 8,437         | 2,485     | ...        | ...                     | ...   | ...           | ...        |  |
| <b>OWNER-OCCUPIED UNITS</b>  |           |                         |           |               |           |            |                         |       |               |            |  |
| Total dwelling units.....    | 1,739,833 | 1,607,455               | 1,181,376 | 426,079       | 132,378   | ...        | ...                     | ...   | ...           | ...        |  |
| Number reporting.....        | 1,718,957 | 1,588,368               | 1,167,647 | 420,721       | 130,589   | 100.0      | 100.0                   | 100.0 | 100.0         | 100.0      |  |
| 0.75 or less.....            | 1,259,592 | 1,162,375               | 871,146   | 291,229       | 97,217    | 73.3       | 73.2                    | 74.6  | 69.2          | 74.4       |  |
| 0.76 to 1.00.....            | 334,350   | 312,088                 | 226,314   | 85,774        | 22,262    | 19.5       | 19.6                    | 19.4  | 20.4          | 17.0       |  |
| 1.01 to 1.50.....            | 99,620    | 90,831                  | 58,888    | 31,943        | 8,789     | 5.8        | 5.7                     | 5.0   | 7.6           | 6.7        |  |
| 1.51 or more.....            | 25,395    | 23,074                  | 11,299    | 11,775        | 2,321     | 1.5        | 1.5                     | 1.0   | 2.8           | 1.8        |  |
| Not reported.....            | 20,876    | 19,087                  | 13,729    | 5,358         | 1,789     | ...        | ...                     | ...   | ...           | ...        |  |
| <b>RENTER-OCCUPIED UNITS</b> |           |                         |           |               |           |            |                         |       |               |            |  |
| Total dwelling units.....    | 1,176,046 | 1,136,489               | 921,329   | 215,160       | 39,557    | ...        | ...                     | ...   | ...           | ...        |  |
| Number reporting.....        | 1,160,354 | 1,121,493               | 909,412   | 212,081       | 38,861    | 100.0      | 100.0                   | 100.0 | 100.0         | 100.0      |  |
| 0.75 or less.....            | 664,256   | 640,971                 | 522,476   | 118,495       | 23,285    | 57.2       | 57.2                    | 57.5  | 55.9          | 59.9       |  |
| 0.76 to 1.00.....            | 314,322   | 305,033                 | 249,858   | 55,175        | 9,289     | 27.1       | 27.2                    | 27.5  | 26.0          | 23.9       |  |
| 1.01 to 1.50.....            | 124,678   | 120,333                 | 94,820    | 25,513        | 4,345     | 10.7       | 10.7                    | 10.4  | 12.0          | 11.2       |  |
| 1.51 or more.....            | 57,098    | 55,156                  | 42,258    | 12,898        | 1,942     | 4.9        | 4.9                     | 4.6   | 6.1           | 5.0        |  |
| Not reported.....            | 15,692    | 14,996                  | 11,917    | 3,079         | 696       | ...        | ...                     | ...   | ...           | ...        |  |



Table 12.—HEATING EQUIPMENT AND TYPE OF HEATING AND COOKING FUEL, FOR THE STATE, URBAN AND RURAL: 1950

[Asterisk (\*) denotes statistics based on 20-percent sample. Percent not shown where less than 0.1 or where base is less than 500]

| Subject                                 | The State | Urban and rural nonfarm |           |               |            | Rural farm | The State | Percent distribution    |       |               |            |
|---|-----------|-------------------------|-----------|---------------|------------|------------|-----------|-------------------------|-------|---------------|------------|
|   |           | Total                   | Urban     | Rural nonfarm | Rural farm |            |           | Urban and rural nonfarm |       |               | Rural farm |
|   |           |                         |           |               |            |            |           | Total                   | Urban | Rural nonfarm |            |
| Occupied dwelling units.....            | 2,915,879 | 2,743,944               | 2,102,705 | 641,239       | 171,935    | ...        | ...       | ...                     | ...   | ...           |            |
| <b>*HEATING EQUIPMENT</b>               |           |                         |           |               |            |            |           |                         |       |               |            |
| Number reporting heating equipment..... | 2,879,860 | 2,709,905               | 2,076,215 | 633,690       | 169,955    | 100.0      | 100.0     | 100.0                   | 100.0 | 100.0         |            |
| Central heating.....                    | 2,160,495 | 2,084,350               | 1,707,570 | 376,780       | 76,145     | 75.0       | 76.9      | 82.2                    | 59.5  | 44.8          |            |
| Piped steam or hot water.....           | 1,157,755 | 1,131,935               | 992,225   | 139,710       | 25,820     | 40.2       | 41.8      | 47.8                    | 22.0  | 15.2          |            |
| Warm air furnace.....                   | 1,002,740 | 952,415                 | 715,345   | 237,070       | 50,325     | 34.8       | 35.1      | 34.5                    | 37.4  | 29.6          |            |
| Noncentral heating.....                 | 695,605   | 602,795                 | 348,780   | 254,015       | 92,810     | 24.2       | 22.2      | 16.8                    | 40.1  | 54.6          |            |
| Other means with flue.....              | 592,670   | 510,355                 | 285,275   | 225,080       | 82,315     | 20.6       | 18.8      | 13.7                    | 35.5  | 48.4          |            |
| Other means without flue.....           | 102,935   | 92,440                  | 63,505    | 28,935        | 10,495     | 3.6        | 3.4       | 3.0                     | 4.6   | 6.2           |            |
| Not heated.....                         | 23,760    | 22,760                  | 19,865    | 2,895         | 1,000      | 0.8        | 0.8       | 1.0                     | 0.5   | 0.6           |            |
| <b>*HEATING FUEL</b>                    |           |                         |           |               |            |            |           |                         |       |               |            |
| Number reporting heating equipment..... | 2,879,860 | 2,709,905               | 2,076,215 | 633,690       | 169,955    | 100.0      | 100.0     | 100.0                   | 100.0 | 100.0         |            |
| Central heating.....                    | 2,160,495 | 2,084,350               | 1,707,570 | 376,780       | 76,145     | 75.0       | 76.9      | 8.5                     | 59.5  | 44.8          |            |
| Coal.....                               | 1,328,875 | 1,269,645               | 991,150   | 278,495       | 59,230     | 46.1       | 46.9      | 7.5                     | 43.9  | 34.9          |            |
| Wood.....                               | 8,520     | 5,760                   | 3,815     | 1,945         | 2,760      | 0.3        | 0.2       | 0.2                     | 0.3   | 1.6           |            |
| Utility gas.....                        | 409,025   | 406,200                 | 371,455   | 34,745        | 2,825      | 14.2       | 15.0      | 17.9                    | 5.5   | 1.7           |            |
| Bottled gas.....                        | 7,220     | 6,720                   | 4,540     | 2,180         | 500        | 0.3        | 0.2       | 0.2                     | 0.3   | 0.3           |            |
| Liquid fuel.....                        | 357,840   | 348,905                 | 298,575   | 50,330        | 8,935      | 12.4       | 12.9      | 14.0                    | 7.9   | 5.3           |            |
| Other fuel.....                         | 35,845    | 34,145                  | 26,365    | 7,780         | 1,700      | 1.2        | 1.3       | 1.3                     | 1.2   | 1.0           |            |
| Not reported.....                       | 13,170    | 12,975                  | 11,670    | 1,305         | 195        | 0.5        | 0.5       | 0.6                     | 0.2   | 0.1           |            |
| Noncentral heating.....                 | 695,605   | 602,795                 | 348,780   | 254,015       | 92,810     | 24.2       | 22.2      | 16.8                    | 40.1  | 54.6          |            |
| Coal.....                               | 397,985   | 340,525                 | 167,890   | 172,635       | 57,460     | 13.8       | 12.6      | 8.1                     | 27.2  | 23.8          |            |
| Wood.....                               | 39,390    | 19,155                  | 2,815     | 16,340        | 20,235     | 1.4        | 0.7       | 0.1                     | 2.6   | 11.9          |            |
| Utility gas.....                        | 172,235   | 165,415                 | 134,890   | 30,525        | 6,820      | 6.0        | 6.1       | 6.5                     | 4.8   | 4.0           |            |
| Bottled gas.....                        | 4,220     | 3,710                   | 1,765     | 1,945         | 510        | 0.1        | 0.1       | 0.1                     | 0.3   | 3.7           |            |
| Liquid fuel.....                        | 66,485    | 60,150                  | 33,090    | 27,060        | 6,335      | 2.3        | 2.2       | 1.6                     | 4.2   | 0.2           |            |
| Electricity.....                        | 2,795     | 2,410                   | 1,010     | 1,400         | 385        | 0.1        | 0.1       | ...                     | 0.5   | 0.5           |            |
| Other fuel.....                         | 9,435     | 8,625                   | 5,255     | 3,370         | 810        | 0.3        | 0.3       | 0.3                     | 0.1   | 0.2           |            |
| Not reported.....                       | 3,060     | 2,805                   | 2,065     | 740           | 255        | 0.1        | 0.1       | 0.1                     | 0.1   | 0.1           |            |
| Not heated.....                         | 23,760    | 22,760                  | 19,865    | 2,895         | 1,000      | 0.8        | 0.8       | 1.0                     | 0.5   | 0.6           |            |
| <b>*COOKING FUEL</b>                    |           |                         |           |               |            |            |           |                         |       |               |            |
| Number reporting.....                   | 2,871,860 | 2,701,870               | 2,069,240 | 632,630       | 169,990    | 100.0      | 100.0     | 100.0                   | 100.0 | 100.0         |            |
| Coal.....                               | 505,870   | 447,210                 | 269,835   | 177,375       | 58,660     | 17.6       | 16.6      | 13.0                    | 28.0  | 34.1          |            |
| Wood.....                               | 55,335    | 27,155                  | 5,205     | 21,950        | 28,180     | 1.9        | 1.0       | 0.3                     | 3.5   | 16.6          |            |
| Utility gas.....                        | 1,718,695 | 1,699,265               | 1,525,750 | 173,515       | 19,430     | 58.8       | 62.9      | 73.7                    | 27.4  | 11.4          |            |
| Bottled gas.....                        | 122,020   | 103,610                 | 31,640    | 71,970        | 18,410     | 4.2        | 3.8       | 1.5                     | 11.4  | 10.8          |            |
| Liquid fuel.....                        | 79,790    | 73,150                  | 43,070    | 30,080        | 6,640      | 2.8        | 2.7       | 2.1                     | 4.8   | 3.9           |            |
| Electricity.....                        | 374,085   | 336,700                 | 184,565   | 152,135       | 37,385     | 13.0       | 12.5      | 8.9                     | 24.0  | 22.0          |            |
| Other fuel.....                         | 10,810    | 9,650                   | 4,900     | 4,750         | 1,160      | 0.4        | 0.4       | 0.2                     | 0.8   | 0.7           |            |
| None.....                               | 5,255     | 5,130                   | 4,275     | 855           | 125        | 0.2        | 0.2       | 0.2                     | 0.1   | 0.1           |            |

Table 13.—ELECTRIC LIGHTING, KITCHEN SINK, REFRIGERATION EQUIPMENT, RADIO AND TELEVISION, FOR THE STATE, URBAN AND RURAL: 1950

[Asterisk (\*) denotes statistics based on 20-percent sample. Percent not shown where less than 0.1 or where base is less than 500]

| Subject                         | The State | Urban and rural nonfarm |           |               |            | Rural farm | The State | Percent distribution    |       |               |            |
|---------------------------------|-----------|-------------------------|-----------|---------------|------------|------------|-----------|-------------------------|-------|---------------|------------|
|                                 |           | Total                   | Urban     | Rural nonfarm | Rural farm |            |           | Urban and rural nonfarm |       |               | Rural farm |
|                                 |           |                         |           |               |            |            |           | Total                   | Urban | Rural nonfarm |            |
| All dwelling units.....         | 3,036,494 | 2,850,528               | 2,145,968 | 704,560       | 185,966    | ...        | ...       | ...                     | ...   | ...           |            |
| <b>*ELECTRIC LIGHTING</b>       |           |                         |           |               |            |            |           |                         |       |               |            |
| Number reporting.....           | 2,982,245 | 2,801,025               | 2,116,215 | 684,810       | 181,220    | 100.0      | 100.0     | 100.0                   | 100.0 | 100.0         |            |
| With electric lights.....       | 2,931,110 | 2,764,205               | 2,107,350 | 656,855       | 166,905    | 98.3       | 98.7      | 99.6                    | 95.9  | 92.1          |            |
| No electric lights.....         | 51,135    | 36,820                  | 8,865     | 27,955        | 14,315     | 1.7        | 1.3       | 0.4                     | 4.1   | 7.9           |            |
| Occupied dwelling units.....    | 2,915,879 | 2,743,944               | 2,102,705 | 641,239       | 171,935    | ...        | ...       | ...                     | ...   | ...           |            |
| <b>*REFRIGERATION EQUIPMENT</b> |           |                         |           |               |            |            |           |                         |       |               |            |
| Number reporting.....           | 2,835,135 | 2,665,930               | 2,032,695 | 633,235       | 169,205    | 100.0      | 100.0     | 100.0                   | 100.0 | 100.0         |            |
| Mechanical.....                 | 2,515,865 | 2,385,495               | 1,859,765 | 525,730       | 130,370    | 88.7       | 89.5      | 91.5                    | 83.0  | 77.0          |            |
| Ice.....                        | 213,085   | 205,315                 | 168,725   | 36,590        | 7,770      | 7.5        | 7.7       | 8.3                     | 5.8   | 4.6           |            |
| Other or none.....              | 106,185   | 75,120                  | 4,205     | 70,915        | 31,065     | 3.7        | 2.8       | 0.2                     | 11.2  | 18.4          |            |
| <b>*KITCHEN SINK</b>            |           |                         |           |               |            |            |           |                         |       |               |            |
| Number reporting.....           | 2,876,225 | 2,706,295               | 2,072,980 | 633,315       | 169,930    | 100.0      | 100.0     | 100.0                   | 100.0 | 100.0         |            |
| With kitchen sink.....          | 2,749,735 | 2,607,605               | 2,047,415 | 560,190       | 142,130    | 95.6       | 96.4      | 98.8                    | 88.5  | 83.6          |            |
| No kitchen sink.....            | 126,490   | 98,690                  | 25,565    | 73,125        | 27,800     | 4.4        | 3.6       | 1.2                     | 11.5  | 16.4          |            |
| <b>*RADIO</b>                   |           |                         |           |               |            |            |           |                         |       |               |            |
| Number reporting.....           | 2,881,380 | 2,711,485               | 2,078,465 | 633,020       | 169,895    | 100.0      | 100.0     | 100.0                   | 100.0 | 100.0         |            |
| With radio.....                 | 2,813,495 | 2,653,195               | 2,042,780 | 610,415       | 160,300    | 97.6       | 97.9      | 98.3                    | 96.4  | 94.4          |            |
| No radio.....                   | 67,885    | 58,290                  | 35,685    | 22,605        | 9,595      | 2.4        | 2.1       | 1.7                     | 3.6   | 5.6           |            |
| <b>*TELEVISION</b>              |           |                         |           |               |            |            |           |                         |       |               |            |
| Number reporting.....           | 2,870,470 | 2,701,300               | 2,069,805 | 631,495       | 169,170    | 100.0      | 100.0     | 100.0                   | 100.0 | 100.0         |            |
| With television.....            | 479,790   | 468,605                 | 404,645   | 63,960        | 11,185     | 16.7       | 17.3      | 19.5                    | 10.1  | 6.6           |            |
| No television.....              | 2,390,680 | 2,232,695               | 1,665,160 | 567,535       | 157,985    | 83.3       | 82.7      | 80.5                    | 89.9  | 93.4          |            |

Table 14.—CONTRACT MONTHLY RENT OF NONFARM RENTER-OCCUPIED AND SELECTED VACANT DWELLING UNITS, FOR THE STATE, URBAN AND RURAL: 1950

[Percent not shown where less than 0.1, and percent and median not shown where base is less than 100]

| Contract monthly rent by color of occupants         | The State               |         |               | Percent distribution    |       |               |
|---|-------------------------|---------|---------------|-------------------------|-------|---------------|
|   | Urban and rural nonfarm | Urban   | Rural nonfarm | Urban and rural nonfarm | Urban | Rural nonfarm |
| <b>RENTER-OCCUPIED UNITS</b>                        |                         |         |               |                         |       |               |
| Total   |                         |         |               |                         |       |               |
| Total dwelling units.....                           | 1,136,489               | 921,329 | 215,160       | ...                     | ...   | ...           |
| Number reporting.....                               | 1,036,648               | 864,928 | 171,720       | 100.0                   | 100.0 | 100.0         |
| Less than \$10.....                                 | 29,218                  | 8,058   | 21,160        | 2.8                     | 0.9   | 12.3          |
| \$10 to \$14.....                                   | 75,297                  | 38,990  | 36,307        | 7.3                     | 4.5   | 21.1          |
| \$15 to \$19.....                                   | 106,923                 | 75,710  | 31,213        | 10.3                    | 8.8   | 18.2          |
| \$20 to \$24.....                                   | 124,818                 | 102,342 | 22,476        | 12.0                    | 11.8  | 13.1          |
| \$25 to \$29.....                                   | 140,841                 | 122,362 | 18,479        | 13.6                    | 14.1  | 10.8          |
| \$30 to \$34.....                                   | 115,492                 | 103,274 | 12,218        | 11.1                    | 11.9  | 7.1           |
| \$35 to \$39.....                                   | 109,273                 | 99,734  | 9,539         | 10.5                    | 11.5  | 5.6           |
| \$40 to \$49.....                                   | 145,944                 | 137,120 | 8,824         | 14.1                    | 15.9  | 5.1           |
| \$50 to \$59.....                                   | 80,413                  | 75,488  | 4,925         | 7.8                     | 8.7   | 2.9           |
| \$60 to \$74.....                                   | 58,437                  | 54,755  | 3,682         | 5.6                     | 6.3   | 2.1           |
| \$75 to \$99.....                                   | 33,698                  | 31,886  | 1,812         | 3.3                     | 3.7   | 1.1           |
| \$100 or more.....                                  | 16,294                  | 15,209  | 1,085         | 1.6                     | 1.8   | 0.6           |
| Rent free.....                                      | 70,384                  | 35,732  | 34,652        | ...                     | ...   | ...           |
| Not reported.....                                   | 29,457                  | 20,669  | 8,788         | ...                     | ...   | ...           |
| Median rent.....dollars.....                        | 31.28                   | 33.62   | 19.05         | ...                     | ...   | ...           |
| White   |                         |         |               |                         |       |               |
| Total dwelling units.....                           | 1,026,328               | 815,106 | 211,222       | ...                     | ...   | ...           |
| Number reporting.....                               | 931,123                 | 762,746 | 168,377       | 100.0                   | 100.0 | 100.0         |
| Less than \$10.....                                 | 27,254                  | 6,959   | 20,295        | 2.9                     | 0.9   | 12.1          |
| \$10 to \$14.....                                   | 68,594                  | 33,225  | 35,369        | 7.4                     | 4.4   | 21.0          |
| \$15 to \$19.....                                   | 95,497                  | 64,817  | 30,680        | 10.3                    | 8.5   | 18.2          |
| \$20 to \$24.....                                   | 106,434                 | 84,277  | 22,157        | 11.4                    | 11.0  | 13.2          |
| \$25 to \$29.....                                   | 120,218                 | 102,019 | 18,199        | 12.9                    | 13.4  | 10.8          |
| \$30 to \$34.....                                   | 99,254                  | 87,228  | 12,026        | 10.7                    | 11.4  | 7.1           |
| \$35 to \$39.....                                   | 97,679                  | 88,243  | 9,436         | 10.5                    | 11.6  | 5.6           |
| \$40 to \$49.....                                   | 133,031                 | 124,265 | 8,766         | 14.3                    | 16.3  | 5.2           |
| \$50 to \$59.....                                   | 76,628                  | 71,721  | 4,907         | 8.2                     | 9.4   | 2.9           |
| \$60 to \$74.....                                   | 57,088                  | 53,424  | 3,664         | 6.1                     | 7.0   | 2.2           |
| \$75 to \$99.....                                   | 33,332                  | 31,532  | 1,800         | 3.6                     | 4.1   | 1.1           |
| \$100 or more.....                                  | 16,114                  | 15,036  | 1,078         | 1.7                     | 2.0   | 0.6           |
| Rent free.....                                      | 68,335                  | 34,176  | 34,159        | ...                     | ...   | ...           |
| Not reported.....                                   | 26,870                  | 18,184  | 8,686         | ...                     | ...   | ...           |
| Median rent.....dollars.....                        | 31.90                   | 34.66   | 19.15         | ...                     | ...   | ...           |
| Nonwhite  |                         |         |               |                         |       |               |
| Total dwelling units.....                           | 110,161                 | 106,223 | 3,938         | ...                     | ...   | ...           |
| Number reporting.....                               | 105,525                 | 102,182 | 3,343         | 100.0                   | 100.0 | 100.0         |
| Less than \$10.....                                 | 1,964                   | 1,099   | 865           | 1.9                     | 1.1   | 25.9          |
| \$10 to \$14.....                                   | 6,703                   | 5,765   | 938           | 6.4                     | 5.6   | 28.1          |
| \$15 to \$19.....                                   | 11,426                  | 10,893  | 533           | 10.8                    | 10.7  | 15.9          |
| \$20 to \$24.....                                   | 18,384                  | 18,065  | 319           | 17.4                    | 17.7  | 9.5           |
| \$25 to \$29.....                                   | 20,623                  | 20,343  | 280           | 19.5                    | 19.9  | 8.4           |
| \$30 to \$34.....                                   | 16,238                  | 16,046  | 192           | 15.4                    | 15.7  | 5.7           |
| \$35 to \$39.....                                   | 11,594                  | 11,491  | 103           | 11.0                    | 11.2  | 3.1           |
| \$40 to \$49.....                                   | 12,913                  | 12,855  | 58            | 12.2                    | 12.6  | 1.7           |
| \$50 to \$59.....                                   | 3,785                   | 3,787   | 18            | 3.6                     | 3.7   | 0.5           |
| \$60 to \$74.....                                   | 1,349                   | 1,331   | 18            | 1.3                     | 1.3   | 0.5           |
| \$75 to \$99.....                                   | 366                     | 354     | 12            | 0.3                     | 0.3   | 0.4           |
| \$100 or more.....                                  | 180                     | 173     | 7             | 0.2                     | 0.2   | 0.2           |
| Rent free.....                                      | 2,049                   | 1,556   | 493           | ...                     | ...   | ...           |
| Not reported.....                                   | 2,587                   | 2,485   | 102           | ...                     | ...   | ...           |
| Median rent.....dollars.....                        | 27.96                   | 28.25   | 13.80         | ...                     | ...   | ...           |
| <b>VACANT NONSEASONAL NOT DILAPIDATED, FOR RENT</b> |                         |         |               |                         |       |               |
| Total dwelling units.....                           | 15,861                  | 13,206  | 2,655         | ...                     | ...   | ...           |
| Number reporting.....                               | 12,866                  | 10,213  | 2,653         | 100.0                   | 100.0 | 100.0         |
| Less than \$10.....                                 | 290                     | 85      | 165           | 1.9                     | 0.8   | 6.2           |
| \$10 to \$19.....                                   | 1,202                   | 543     | 659           | 9.3                     | 5.3   | 24.8          |
| \$20 to \$29.....                                   | 2,188                   | 1,535   | 653           | 17.0                    | 15.0  | 24.6          |
| \$30 to \$39.....                                   | 2,326                   | 1,903   | 423           | 18.1                    | 18.6  | 15.9          |
| \$40 to \$49.....                                   | 2,094                   | 1,840   | 254           | 16.3                    | 18.0  | 9.6           |
| \$50 to \$59.....                                   | 1,368                   | 1,210   | 158           | 10.6                    | 11.8  | 6.0           |
| \$60 to \$74.....                                   | 1,244                   | 1,124   | 120           | 9.7                     | 11.0  | 4.5           |
| \$75 to \$99.....                                   | 1,469                   | 1,359   | 110           | 11.4                    | 13.3  | 4.1           |
| \$100 or more.....                                  | 725                     | 614     | 111           | 5.6                     | 6.0   | 4.2           |
| Rent free or not reported.....                      | 2,995                   | 2,993   | 2             | ...                     | ...   | ...           |
| Median rent.....dollars.....                        | 41.73                   | 45.15   | 27.20         | ...                     | ...   | ...           |

Table 15.—GROSS MONTHLY RENT OF NONFARM RENTER-OCCUPIED DWELLING UNITS, FOR THE STATE, URBAN AND RURAL: 1950

[Percent not shown where less than 0.1]

| Gross monthly rent             | The State               |         |               | Percent distribution    |       |               |
|--------------------------------|-------------------------|---------|---------------|-------------------------|-------|---------------|
|                                | Urban and rural nonfarm | Urban   | Rural nonfarm | Urban and rural nonfarm | Urban | Rural nonfarm |
| Total dwelling units.....      | 1,136,489               | 921,329 | 215,160       | ...                     | ...   | ...           |
| Number reporting.....          | 1,019,461               | 850,459 | 169,002       | 100.0                   | 100.0 | 100.0         |
| Less than \$10.....            | 6,470                   | 2,607   | 3,863         | 0.6                     | 0.3   | 2.3           |
| \$10 to \$14.....              | 18,871                  | 8,534   | 10,337        | 1.9                     | 1.0   | 6.1           |
| \$15 to \$19.....              | 41,270                  | 21,105  | 20,165        | 4.0                     | 2.5   | 11.9          |
| \$20 to \$24.....              | 72,878                  | 46,746  | 26,132        | 7.1                     | 5.5   | 15.5          |
| \$25 to \$29.....              | 101,936                 | 76,390  | 25,546        | 10.0                    | 9.0   | 15.1          |
| \$30 to \$34.....              | 126,067                 | 103,975 | 22,092        | 12.4                    | 12.2  | 13.1          |
| \$35 to \$39.....              | 136,291                 | 118,344 | 17,947        | 13.4                    | 13.9  | 10.6          |
| \$40 to \$49.....              | 228,462                 | 206,899 | 21,563        | 22.4                    | 24.3  | 12.8          |
| \$50 to \$59.....              | 130,586                 | 120,147 | 10,439        | 12.8                    | 14.1  | 6.2           |
| \$60 to \$74.....              | 89,329                  | 82,992  | 6,337         | 8.8                     | 9.8   | 3.7           |
| \$75 to \$99.....              | 45,421                  | 42,392  | 3,029         | 4.5                     | 5.0   | 1.8           |
| \$100 or more.....             | 21,880                  | 20,328  | 1,552         | 2.1                     | 2.4   | 0.9           |
| Rent free or not reported..... | 117,028                 | 70,870  | 46,158        | ...                     | ...   | ...           |
| Median rent.....dollars.....   | 39.76                   | 41.80   | 29.20         | ...                     | ...   | ...           |

Table 16.—VALUE AND MORTGAGE STATUS OF NONFARM OWNER-OCCUPIED DWELLING UNITS, AND VALUE OF SELECTED VACANT DWELLING UNITS, FOR THE STATE, URBAN AND RURAL: 1950

[Percent not shown where less than 0.1, and percent and median not shown where base is less than 100]

| Subject  | The State               |           |               | Percent distribution    |       |               |
|--|-------------------------|-----------|---------------|-------------------------|-------|---------------|
|  | Urban and rural nonfarm | Urban     | Rural nonfarm | Urban and rural nonfarm | Urban | Rural nonfarm |
| <b>VALUE OF ONE-DWELLING-UNIT STRUCTURES</b>                     |                         |           |               |                         |       |               |
| Owner-occupied dwelling units <sup>1</sup> .....                 | 1,305,907               | 944,105   | 361,802       | ...                     | ...   | ...           |
| Number reporting.....  | 1,256,681               | 920,068   | 336,613       | 100.0                   | 100.0 | 100.0         |
| Less than \$2,000.....   | 51,296                  | 14,958    | 36,338        | 4.1                     | 1.6   | 10.8          |
| \$2,000 to \$2,999.....  | 63,265                  | 27,481    | 35,784        | 5.0                     | 3.0   | 10.6          |
| \$3,000 to \$3,999.....  | 102,831                 | 60,010    | 42,821        | 8.2                     | 6.5   | 12.7          |
| \$4,000 to \$4,999.....  | 119,288                 | 82,516    | 36,772        | 9.5                     | 9.0   | 10.9          |
| \$5,000 to \$5,999.....  | 139,418                 | 101,924   | 37,494        | 11.1                    | 11.1  | 11.1          |
| \$6,000 to \$6,999.....  | 219,229                 | 174,313   | 44,916        | 17.4                    | 18.9  | 13.3          |
| \$7,000 to \$7,999.....  | 238,637                 | 200,225   | 38,412        | 19.0                    | 21.8  | 11.4          |
| \$7,500 to \$9,999.....  | 213,400                 | 173,109   | 40,291        | 17.0                    | 18.8  | 12.0          |
| \$10,000 to \$14,999.....  | 63,116                  | 50,093    | 13,023        | 5.0                     | 5.4   | 3.9           |
| \$15,000 to \$19,999.....  | 46,201                  | 35,439    | 10,762        | 3.7                     | 3.9   | 3.2           |
| \$20,000 or more.....  | 49,226                  | 24,037    | 25,189        | ...                     | ...   | ...           |
| Not reported.....  | 6,992                   | 7,440     | 5,393         | ...                     | ...   | ...           |
| Median value.....dollars.....                                    | 6,992                   | 7,440     | 5,393         | ...                     | ...   | ...           |
| Vacant nonseasonal not dilapidated dwelling units, for sale..... | 8,205                   | 6,486     | 1,719         | ...                     | ...   | ...           |
| Number reporting.....  | 7,242                   | 5,526     | 1,716         | 100.0                   | 100.0 | 100.0         |
| Less than \$3,000.....   | 476                     | 220       | 256           | 6.6                     | 4.0   | 14.9          |
| \$3,000 to \$3,999.....  | 387                     | 273       | 114           | 5.3                     | 4.9   | 6.6           |
| \$4,000 to \$4,999.....  | 448                     | 324       | 124           | 6.2                     | 5.9   | 7.2           |
| \$5,000 to \$6,999.....  | 1,339                   | 1,047     | 292           | 18.5                    | 18.9  | 17.0          |
| \$7,000 to \$9,999.....  | 2,015                   | 1,548     | 467           | 27.8                    | 28.0  | 27.2          |
| \$10,000 to \$14,999.....  | 1,723                   | 1,412     | 311           | 23.8                    | 25.6  | 18.1          |
| \$15,000 or more.....  | 854                     | 702       | 152           | 11.8                    | 12.7  | 8.9           |
| Not reported.....  | 963                     | 960       | 3             | ...                     | ...   | ...           |
| Median value.....dollars.....                                    | 8,655                   | 8,902     | 7,835         | ...                     | ...   | ...           |
| <b>MORTGAGE STATUS</b>   |                         |           |               |                         |       |               |
| Owner-occupied dwelling units <sup>1</sup> .....                 | 1,508,023               | 1,105,779 | 402,244       | ...                     | ...   | ...           |
| Number reporting.....  | 1,459,508               | 1,082,979 | 376,529       | 100.0                   | 100.0 | 100.0         |
| Mortgaged.....   | 993,692                 | 475,836   | 117,856       | 40.7                    | 43.9  | 31.3          |
| Not mortgaged.....   | 865,816                 | 607,143   | 258,673       | 59.3                    | 56.1  | 68.7          |
| Not reported.....  | 48,515                  | 22,800    | 25,715        | ...                     | ...   | ...           |

<sup>1</sup> Restricted to 1-dwelling-unit properties.

<sup>2</sup> Restricted to 1- to 4-dwelling-unit structures without business.

Table 17.—OCCUPANCY CHARACTERISTICS, TYPE OF STRUCTURE, AND PLUMBING FACILITIES, FOR STANDARD METROPOLITAN AREAS AND CONSTITUENT COUNTIES, URBANIZED AREAS, AND URBAN PLACES OF 10,000 OR MORE: 1950

[Percent not shown where less than 0.1]

| Subject  | Standard metropolitan areas |               |                     |                      |              |             |            |                    |                |           |                |                  |                  |
|--|-----------------------------|---------------|---------------------|----------------------|--------------|-------------|------------|--------------------|----------------|-----------|----------------|------------------|------------------|
|  | Allentown-Bethlehem-Easton  |               |                     |                      | Altoona      | Erie        | Harrisburg |                    |                | Johnstown |                | Lancaster        |                  |
|  | The area                    | Lehigh County | Nor-thampton County | Warren County, N. J. | Blair County | Erie County | The area   | Cumber-land County | Dauphin County | The area  | Cambria County | Som-erset County | Lancaster County |
| All dwelling units.....  | 127,182                     | 56,898        | 52,645              | 17,639               | 40,941       | 64,813      | 87,356     | 28,441             | 58,915         | 78,749    | 55,431         | 23,318           | 67,376           |
| Urban-farm dwelling units.....   | 189                         | 68            | 95                  | 26                   | 48           | 120         | 55         | 20                 | 35             | 47        | 32             | 15               | 72               |
| OCCUPANCY, TENURE, AND RACE  |                             |               |                     |                      |              |             |            |                    |                |           |                |                  |                  |
| Occupied dwelling units.....   | 122,287                     | 55,343        | 51,010              | 15,934               | 39,558       | 61,880      | 83,970     | 26,934             | 57,036         | 76,209    | 54,164         | 22,045           | 65,128           |
| Owner occupied.....  | 75,379                      | 34,434        | 31,467              | 9,478                | 25,325       | 38,223      | 48,660     | 16,788             | 31,872         | 44,574    | 31,044         | 13,530           | 38,696           |
| Percent of all occupied.....   | 61.6                        | 62.2          | 61.7                | 59.5                 | 64.0         | 61.8        | 57.9       | 62.3               | 55.9           | 58.5      | 57.3           | 61.0             | 59.4             |
| White.....   | 75,121                      | 34,366        | 31,321              | 9,434                | 25,179       | 37,926      | 47,153     | 16,647             | 30,506         | 44,355    | 30,847         | 13,508           | 38,385           |
| Negro.....   | 249                         | 64            | 143                 | 42                   | 144          | 287         | 1,503      | 140                | 1,363          | 218       | 196            | 22               | 306              |
| Other races.....   | 9                           | 4             | 3                   | 2                    | 2            | 10          | 4          | 1                  | 3              | 1         | 1              | ...              | 5                |
| Renter occupied.....   | 46,908                      | 20,909        | 19,543              | 6,456                | 14,233       | 23,657      | 35,310     | 10,146             | 25,164         | 31,635    | 23,120         | 8,515            | 26,432           |
| White.....   | 46,539                      | 20,837        | 19,323              | 6,379                | 14,082       | 23,264      | 33,078     | 9,994              | 23,084         | 31,121    | 22,617         | 8,504            | 26,014           |
| Negro.....   | 347                         | 68            | 211                 | 68                   | 147          | 383         | 2,225      | 150                | 2,075          | 511       | 500            | 11               | 416              |
| Other races.....   | 22                          | 4             | 9                   | 9                    | 4            | 10          | 7          | 2                  | 5              | 3         | 3              | ...              | 2                |
| Nonresident dwelling units.....  | 232                         | 54            | 115                 | 63                   | 23           | 57          | 67         | 26                 | 41             | 156       | 25             | 131              | 35               |
| Vacant dwelling units.....   | 4,663                       | 1,501         | 1,520               | 1,642                | 1,360        | 2,876       | 3,319      | 1,481              | 1,838          | 2,384     | 1,242          | 1,142            | 2,213            |
| Nonseasonal not dilapidated, for rent or sale.....                       | 1,110                       | 469           | 478                 | 163                  | 306          | 524         | 871        | 275                | 596            | 473       | 315            | 158              | 558              |
| Percent of all dwelling units.....                                       | 0.9                         | 0.8           | 0.9                 | 0.9                  | 0.7          | 0.8         | 1.0        | 1.0                | 1.0            | 0.6       | 0.6            | 0.7              | 0.8              |
| For rent.....  | 593                         | 270           | 248                 | 80                   | 192          | 282         | 599        | 168                | 431            | 317       | 208            | 109              | 319              |
| For sale only.....   | 512                         | 199           | 230                 | 83                   | 114          | 242         | 272        | 107                | 165            | 156       | 107            | 49               | 239              |
| Nonseasonal not dilapidated, not for rent or sale.....                   | 1,617                       | 528           | 561                 | 528                  | 430          | 852         | 1,092      | 432                | 661            | 869       | 485            | 384              | 806              |
| Nonseasonal dilapidated.....   | 295                         | 88            | 119                 | 88                   | 200          | 228         | 236        | 103                | 133            | 389       | 206            | 183              | 216              |
| Seasonal.....  | 1,641                       | 436           | 362                 | 863                  | 424          | 1,262       | 1,119      | 671                | 448            | 653       | 236            | 417              | 633              |
| POPULATION   |                             |               |                     |                      |              |             |            |                    |                |           |                |                  |                  |
| Population in dwelling units, 1950.....                                  | 424,207                     | 191,185       | 179,346             | 53,676               | 137,169      | 212,510     | 278,919    | 89,863             | 189,056        | 286,307   | 205,394        | 80,913           | 228,288          |
| Population per occupied dwelling unit.....                               | 3.5                         | 3.5           | 3.5                 | 3.4                  | 3.5          | 3.4         | 3.3        | 3.3                | 3.8            | 3.8       | 3.8            | 3.7              | 3.5              |
| Total population, 1940.....  | 396,673                     | 177,533       | 168,959             | 50,181               | 140,358      | 180,889     | 252,216    | 74,806             | 177,410        | 298,416   | 213,459        | 84,957           | 212,504          |
| Population per occupied dwelling unit.....                               | 3.9                         | 3.9           | 3.9                 | 3.6                  | 3.9          | 3.8         | 3.8        | 3.7                | 3.8            | 4.3       | 4.4            | 4.2              | 3.8              |
| TYPE OF STRUCTURE  |                             |               |                     |                      |              |             |            |                    |                |           |                |                  |                  |
| All dwelling units.....  | 127,182                     | 56,898        | 52,645              | 17,639               | 40,941       | 64,813      | 87,356     | 28,441             | 58,915         | 78,749    | 55,431         | 23,318           | 67,376           |
| 1 dwelling unit, detached.....   | 52,254                      | 18,448        | 22,946              | 10,860               | 28,308       | 38,429      | 35,153     | 16,478             | 18,675         | 48,501    | 32,194         | 16,307           | 30,795           |
| 1 dwelling unit, attached.....   | 19,323                      | 13,595        | 5,090               | 638                  | 524          | 778         | 13,363     | 1,459              | 11,904         | 799       | 653            | 146              | 9,314            |
| 1 and 2 dwelling unit, semidetached.....                                 | 28,183                      | 11,447        | 14,058              | 2,678                | 2,581        | 1,353       | 18,002     | 4,819              | 13,183         | 11,111    | 8,744          | 2,367            | 13,407           |
| 2 dwelling unit, other.....  | 12,650                      | 5,604         | 5,148               | 1,898                | 5,058        | 14,138      | 9,196      | 2,840              | 6,356          | 9,972     | 6,910          | 3,062            | 6,724            |
| 3 and 4 dwelling unit.....   | 8,508                       | 4,439         | 3,086               | 983                  | 2,395        | 5,435       | 6,803      | 1,585              | 5,218          | 5,297     | 4,400          | 897              | 3,990            |
| 5 to 9 dwelling unit.....  | 3,998                       | 1,989         | 1,501               | 508                  | 1,450        | 3,152       | 2,790      | 751                | 2,039          | 2,266     | 1,879          | 387              | 1,965            |
| 10 to 19 dwelling unit.....  | 1,473                       | 919           | 503                 | 51                   | 461          | 752         | 980        | 150                | 830            | 447       | 394            | 53               | 500              |
| 20 to 49 dwelling unit.....  | 480                         | 270           | 210                 | ...                  | 73           | 191         | 388        | 206                | 182            | 187       | 153            | 34               | 209              |
| 50 dwelling unit or more.....  | ...                         | ...           | ...                 | ...                  | ...          | ...         | 288        | ...                | 288            | ...       | ...            | ...              | ...              |
| Trailers.....  | 313                         | 187           | 103                 | 23                   | 91           | 585         | 393        | 153                | 240            | 169       | 104            | 65               | 472              |
| Owner-occupied dwelling units.....                                       | 75,379                      | 34,434        | 31,467              | 9,478                | 25,325       | 38,223      | 48,660     | 16,788             | 31,872         | 44,574    | 31,044         | 13,530           | 38,696           |
| 1 dwelling unit, detached.....   | 38,684                      | 14,017        | 17,585              | 7,082                | 21,995       | 30,109      | 26,116     | 12,037             | 14,079         | 35,782    | 24,499         | 11,283           | 21,731           |
| 1 dwelling unit, attached.....   | 12,360                      | 9,470         | 2,607               | 283                  | 217          | 296         | 7,206      | 666                | 6,540          | 215       | 150            | 65               | 6,012            |
| 1 and 2 dwelling unit, semidetached.....                                 | 17,787                      | 7,961         | 8,667               | 1,159                | 723          | 527         | 10,708     | 2,623              | 8,085          | 3,539     | 2,763          | 776              | 7,400            |
| 2 dwelling unit, other.....  | 4,415                       | 1,991         | 1,772               | 652                  | 1,822        | 5,244       | 2,964      | 1,019              | 1,945          | 3,739     | 2,613          | 1,126            | 2,344            |
| 3 and 4 dwelling unit.....   | 1,449                       | 699           | 549                 | 211                  | 384          | 953         | 1,060      | 258                | 802            | 974       | 792            | 182              | 655              |
| 5 to 9 dwelling unit or more.....  | 412                         | 142           | 200                 | 70                   | 108          | 599         | 251        | 49                 | 202            | 186       | 147            | 39               | 177              |
| Trailers.....  | 272                         | 164           | 87                  | 21                   | 76           | 495         | 355        | 136                | 219            | 139       | 80             | 59               | 377              |
| Renter-occupied dwelling units.....                                      | 46,908                      | 20,909        | 19,543              | 6,456                | 14,233       | 23,657      | 35,310     | 10,146             | 25,164         | 31,635    | 23,120         | 8,515            | 26,432           |
| 1 dwelling unit, detached.....   | 10,081                      | 3,504         | 4,257               | 2,320                | 5,224        | 5,966       | 6,826      | 3,251              | 3,575          | 10,751    | 6,849          | 3,902            | 7,524            |
| 1 dwelling unit, attached.....   | 6,764                       | 3,994         | 2,433               | 337                  | 295          | 460         | 5,951      | 753                | 5,198          | 562       | 485            | 77               | 3,194            |
| 1 and 2 dwelling unit, semidetached.....                                 | 9,837                       | 3,306         | 3,170               | 1,411                | 1,808        | 759         | 7,017      | 2,103              | 4,914          | 7,425     | 5,881          | 1,544            | 5,753            |
| 2 dwelling unit, other.....  | 7,931                       | 3,502         | 3,263               | 1,166                | 3,139        | 8,611       | 5,902      | 1,744              | 4,158          | 6,041     | 4,165          | 1,876            | 4,247            |
| 3 and 4 dwelling unit.....   | 6,856                       | 3,672         | 2,449               | 745                  | 1,938        | 4,375       | 5,521      | 1,267              | 4,254          | 4,173     | 3,481          | 692              | 3,221            |
| 5 dwelling unit or more.....   | 5,338                       | 2,908         | 1,955               | 475                  | 1,814        | 3,396       | 4,055      | 1,011              | 3,044          | 2,693     | 2,235          | 418              | 2,398            |
| Trailers.....  | 41                          | 23            | 16                  | 2                    | 15           | 90          | 38         | 17                 | 21             | 30        | 24             | 6                | 95               |
| Vacant nonseasonal not dilapidated dwelling units, for rent or sale..... | 1,110                       | 469           | 478                 | 163                  | 306          | 524         | 871        | 275                | 596            | 473       | 315            | 158              | 558              |
| 1 dwelling unit, detached.....   | 502                         | 175           | 223                 | 104                  | 145          | 296         | 245        | 122                | 123            | 256       | 151            | 105              | 231              |
| 1 dwelling unit, attached.....   | 67                          | 42            | 20                  | 5                    | 3            | 13          | 80         | 13                 | 67             | 12        | 9              | 3                | 40               |
| 1 and 2 dwelling unit, semidetached.....                                 | 195                         | 68            | 103                 | 24                   | 15           | 26          | 101        | 36                 | 65             | 52        | 32             | 20               | 102              |
| 2 dwelling unit, other.....  | 114                         | 42            | 53                  | 19                   | 54           | 88          | 223        | 36                 | 187            | 79        | 63             | 16               | 66               |
| 3 and 4 dwelling unit.....   | 100                         | 48            | 44                  | 8                    | 45           | 56          | 129        | 33                 | 96             | 47        | 37             | 10               | 59               |
| 5 dwelling unit or more.....   | 132                         | 94            | 35                  | 3                    | 44           | 45          | 35         | 35                 | 58             | 27        | 23             | 4                | 60               |
| All other dwelling units.....  | 3,785                       | 1,086         | 1,157               | 1,542                | 1,077        | 2,409       | 2,515      | 1,232              | 1,283          | 2,067     | 952            | 1,115            | 1,690            |
| All dwelling units.....  | 127,182                     | 56,898        | 52,645              | 17,639               | 40,941       | 64,813      | 87,356     | 28,441             | 58,915         | 78,749    | 55,431         | 23,318           | 67,376           |
| WATER SUPPLY   |                             |               |                     |                      |              |             |            |                    |                |           |                |                  |                  |
| Hot and cold piped running water inside structure.....                   | 101,931                     | 46,768        | 41,996              | 13,167               | 33,384       | 55,555      | 69,195     | 20,407             | 48,788         | 52,217    | 38,537         | 13,680           | 50,609           |
| Only cold piped running water inside structure.....                      | 15,401                      | 6,057         | 6,856               | 2,488                | 3,901        | 5,010       | 10,016     | 3,733              | 6,283          | 17,687    | 12,378         | 5,309            | 8,778            |
| Piped running water outside structure.....                               | 858                         | 264           | 442                 | 152                  | 295          | 320         | 666        | 192                | 474            | 790       | 385            | 405              | 748              |
| No piped running water.....  | 7,586                       | 3,298         | 2,925               | 1,363                | 2,907        | 3,033       | 6,653      | 3,802              | 2,851          | 7,083     | 3,579          | 3,504            | 6,482            |
| Not reported.....  | 1,406                       | 511           | 426                 | 469                  | 454          | 895         | 826        | 307                | 519            | 972       | 552            | 420              | 759              |
| TOILET FACILITIES  |                             |               |                     |                      |              |             |            |                    |                |           |                |                  |                  |
| Flush toilet inside structure, exclusive use.....                        | 100,051                     | 44,636        | 42,182              | 13,233               | 31,910       | 54,714      | 65,255     | 20,053             | 45,202         | 53,169    | 40,113         | 13,056           | 48,379           |
| Flush toilet inside structure, shared.....                               | 4,649                       | 2,772         | 1,481               | 396                  | 2,631        | 3,319       | 4,237      | 781                | 3,456          | 4,448     | 3,265          | 1,183            | 2,753            |
| Other toilet facilities (including privy).....                           | 20,272                      | 8,606         | 8,220               | 3,446                | 5,544        | 5,331       | 16,543     | 7,146              | 9,397          | 19,125    | 10,985         | 8,140            | 15,056           |
| No toilet.....   | 797                         | 365           | 319                 | 113                  | 374          | 517         | 462        | 157                | 305            | 912       | 408            | 504              | 427              |
| Not reported.....  | 1,413                       | 519           | 443                 | 451                  | 482          | 932         | 859        | 304                | 555            | 1,095     | 660            | 435              | 761              |
| BATHING FACILITIES   |                             |               |                     |                      |              |             |            |                    |                |           |                |                  |                  |
| Installed bathtub or shower, exclusive use.....                          | 94,845                      | 42,464        | 39,762              | 12,619               | 29,996       | 51,859      | 63,873     | 19,624             | 44,249         | 45,339    | 33,811         | 11,528           | 46,802           |
| Installed bathtub or shower, shared.....                                 | 4,603                       | 2,783         | 1,446               | 374                  | 2,577        | 3,299       | 4,101      | 733                | 3,368          | 3,913     | 2,871          | 1,042            | 2,593            |
| No bathtub or shower.....  | 25,884                      | 11,084        | 10,767              | 4,033                | 7,842        | 8,459       | 18,327     | 7,712              | 10,615         | 27,981    | 17,773         | 10,208           | 17,030           |
| Not reported.....  | 1,850                       | 567           | 670                 | 613                  | 526          | 1,196       | 1,055      | 372                | 683            | 1,516     | 976            | 540              | 951              |

Table 17.—OCCUPANCY CHARACTERISTICS, TYPE OF STRUCTURE, AND PLUMBING FACILITIES, FOR STANDARD METROPOLITAN AREAS AND CONSTITUENT COUNTIES, URBANIZED AREAS, AND URBAN PLACES OF 10,000 OR MORE: 1950—Con.

[Percent not shown where less than 0.1]

| Subject  | Standard metropolitan areas—Con. |              |                |                 |                   |                     |                          |                      |                          |           | Pittsburgh       |               |                   |                     |  |
|--|----------------------------------|--------------|----------------|-----------------|-------------------|---------------------|--------------------------|----------------------|--------------------------|-----------|------------------|---------------|-------------------|---------------------|--|
|  | Philadelphia                     |              |                |                 |                   |                     |                          |                      |                          | The area  | Allegheny County | Beaver County | Washington County | Westmoreland County |  |
|  | The area                         | Bucks County | Chester County | Delaware County | Montgomery County | Philadelphia County | Burlington County, N. J. | Camden County, N. J. | Gloucester County, N. J. |           |                  |               |                   |                     |  |
| All dwelling units.....  | 1,052,537                        | 44,331       | 42,143         | 116,935         | 96,598            | 599,495             | 36,113                   | 88,429               | 28,493                   | 628,470   | 430,680          | 48,845        | 59,940            | 89,005              |  |
| Urban-farm dwelling units.....   | 1,299                            | 70           | 42             | 129             | 126               | 446                 | 26                       | 282                  | 178                      | 2,133     | 1,834            | 29            | 206               | 64                  |  |
| OCCUPANCY, TENURE, AND RACE  |                                  |              |                |                 |                   |                     |                          |                      |                          |           |                  |               |                   |                     |  |
| Occupied dwelling units.....   | 1,017,729                        | 40,714       | 40,386         | 114,002         | 93,971            | 584,698             | 32,913                   | 84,743               | 26,302                   | 614,557   | 422,694          | 47,720        | 58,545            | 85,598              |  |
| Owner occupied.....  | 629,630                          | 28,286       | 24,654         | 81,180          | 67,052            | 328,035             | 22,329                   | 59,644               | 18,450                   | 336,580   | 219,250          | 30,280        | 34,015            | 53,035              |  |
| Percent of all occupied.....   | 61.9                             | 69.5         | 61.0           | 71.4            | 71.4              | 56.1                | 67.8                     | 70.4                 | 70.1                     | 54.8      | 51.9             | 63.5          | 58.1              | 62.0                |  |
| White.....   | 589,561                          | 27,996       | 23,336         | 78,568          | 65,492            | 298,596             | 21,344                   | 56,971               | 17,258                   | 327,029   | 212,208          | 29,378        | 32,985            | 52,460              |  |
| Negro.....   | 39,702                           | 283          | 1,311          | 2,600           | 1,552             | 29,149              | 974                      | 2,645                | 1,188                    | 9,467     | 6,976            | 896           | 1,028             | 567                 |  |
| Other races.....   | 367                              | 7            | 7              | 12              | 8                 | 290                 | 11                       | 28                   | 4                        | 84        | 68               | 6             | 2                 | 8                   |  |
| Renter occupied.....   | 388,099                          | 12,428       | 15,732         | 32,822          | 26,919            | 256,663             | 10,584                   | 25,099               | 7,852                    | 277,977   | 203,444          | 17,440        | 24,520            | 32,563              |  |
| White.....   | 304,892                          | 12,110       | 13,952         | 28,673          | 25,866            | 185,417             | 9,775                    | 22,190               | 6,909                    | 254,415   | 182,884          | 16,399        | 23,361            | 31,771              |  |
| Negro.....   | 82,598                           | 310          | 1,778          | 4,130           | 1,041             | 70,732              | 802                      | 2,873                | 932                      | 23,437    | 20,450           | 1,038         | 1,167             | 782                 |  |
| Other races.....   | 609                              | 8            | 2              | 19              | 12                | 514                 | 7                        | 36                   | 11                       | 125       | 110              | 3             | 2                 | 44                  |  |
| Nonresident dwelling units.....  | 1,726                            | 334          | 109            | 112             | 81                | 608                 | 244                      | 136                  | 102                      | 436       | 310              | 72            | 10                | 44                  |  |
| Vacant dwelling units.....   | 33,082                           | 3,283        | 1,648          | 2,821           | 2,546             | 14,189              | 2,956                    | 3,550                | 2,089                    | 13,477    | 7,676            | 1,033         | 1,385             | 3,363               |  |
| Nonseasonal not dilapidated, for rent or sale.....                       | 13,125                           | 547          | 438            | 1,331           | 940               | 7,613               | 516                      | 1,244                | 496                      | 5,449     | 3,726            | 352           | 506               | 865                 |  |
| Percent of all dwelling units.....                                       | 1.2                              | 1.2          | 1.0            | 1.1             | 1.0               | 1.3                 | 1.4                      | 1.4                  | 1.7                      | 0.9       | 0.9              | 0.7           | 0.8               | 1.0                 |  |
| For rent.....  | 7,405                            | 211          | 254            | 583             | 383               | 4,836               | 249                      | 638                  | 251                      | 3,674     | 2,452            | 229           | 354               | 639                 |  |
| For sale only.....   | 5,720                            | 336          | 184            | 748             | 577               | 2,777               | 267                      | 606                  | 245                      | 1,775     | 1,274            | 123           | 152               | 226                 |  |
| Nonseasonal not dilapidated, not for rent or sale.....                   | 11,089                           | 1,211        | 780            | 1,115           | 946               | 4,619               | 773                      | 1,114                | 531                      | 4,035     | 2,347            | 326           | 510               | 852                 |  |
| Nonseasonal dilapidated.....   | 2,940                            | 196          | 184            | 184             | 139               | 1,588               | 211                      | 243                  | 195                      | 1,971     | 941              | 102           | 248               | 280                 |  |
| Seasonal.....  | 5,928                            | 1,329        | 246            | 191             | 521               | 369                 | 1,456                    | 949                  | 867                      | 2,422     | 662              | 273           | 121               | 1,366               |  |
| POPULATION   |                                  |              |                |                 |                   |                     |                          |                      |                          |           |                  |               |                   |                     |  |
| Population in dwelling units, 1950.....                                  | 3,519,443                        | 141,389      | 146,522        | 403,890         | 335,606           | 1,989,903           | 115,741                  | 295,958              | 90,434                   | 2,151,594 | 1,465,953        | 172,623       | 206,404           | 306,614             |  |
| Population per occupied dwelling unit.....                               | 3.5                              | 3.5          | 3.6            | 3.5             | 3.6               | 3.4                 | 3.5                      | 3.5                  | 3.4                      | 3.5       | 3.5              | 3.6           | 3.5               | 3.6                 |  |
| Total population, 1940.....  | 3,199,637                        | 107,715      | 135,626        | 310,756         | 289,247           | 1,931,334           | 97,013                   | 255,727              | 72,219                   | 2,082,556 | 1,411,539        | 156,754       | 210,852           | 303,411             |  |
| Population per occupied dwelling unit.....                               | 3.9                              | 3.8          | 4.1            | 3.9             | 4.1               | 3.8                 | 3.9                      | 3.8                  | 3.7                      | 4.0       | 3.9              | 4.0           | 4.0               | 4.1                 |  |
| TYPE OF STRUCTURE  |                                  |              |                |                 |                   |                     |                          |                      |                          |           |                  |               |                   |                     |  |
| All dwelling units.....  | 1,052,537                        | 44,331       | 42,143         | 116,935         | 96,598            | 599,495             | 36,113                   | 88,429               | 28,493                   | 628,470   | 430,680          | 48,845        | 59,940            | 89,005              |  |
| 1 dwelling unit, detached.....   | 253,506                          | 29,461       | 22,884         | 43,307          | 52,965            | 22,320              | 22,858                   | 37,961               | 21,750                   | 322,381   | 194,796          | 31,670        | 37,388            | 58,527              |  |
| 1 dwelling unit, attached.....   | 405,521                          | 3,112        | 3,150          | 24,241          | 7,379             | 340,303             | 2,341                    | 24,422               | 573                      | 24,367    | 21,781           | 1,055         | 919               | 612                 |  |
| 1 and 2 dwelling unit, semidetached.....                                 | 129,581                          | 5,155        | 8,658          | 29,557          | 19,180            | 50,115              | 5,187                    | 9,772                | 1,957                    | 37,366    | 25,873           | 2,128         | 4,080             | 5,285               |  |
| 2 dwelling unit, other.....  | 88,336                           | 3,580        | 3,100          | 6,466           | 7,042             | 54,396              | 2,884                    | 8,490                | 2,378                    | 122,670   | 88,812           | 7,102         | 11,056            | 15,700              |  |
| 3 and 4 dwelling unit.....   | 80,982                           | 1,825        | 2,478          | 5,384           | 5,392             | 58,725              | 1,537                    | 4,463                | 1,178                    | 63,656    | 50,143           | 3,626         | 4,035             | 5,852               |  |
| 5 to 9 dwelling unit.....  | 60,430                           | 635          | 1,107          | 4,160           | 2,065             | 49,823              | 622                      | 1,572                | 446                      | 34,027    | 27,401           | 2,625         | 1,870             | 2,131               |  |
| 10 to 19 dwelling unit.....  | 9,243                            | 161          | 257            | 1,389           | 733               | 5,580               | 322                      | 724                  | 77                       | 13,133    | 11,949           | 360           | 350               | 474                 |  |
| 20 to 49 dwelling unit.....  | 9,994                            | ...          | 213            | 1,319           | 790               | 6,985               | 19                       | 668                  | ...                      | 6,069     | 5,825            | 47            | 48                | 149                 |  |
| 50 dwelling unit or more.....  | 12,506                           | ...          | ...            | 786             | 760               | 10,911              | ...                      | 49                   | ...                      | 3,022     | 3,022            | ...           | ...               | ...                 |  |
| Trailers.....  | 2,438                            | 402          | 296            | 326             | 292               | 337                 | 343                      | 308                  | 134                      | 1,779     | 1,078            | 232           | 194               | 275                 |  |
| Owner-occupied dwelling units.....                                       | 629,630                          | 28,286       | 24,654         | 81,180          | 67,052            | 328,035             | 22,329                   | 59,644               | 18,450                   | 336,580   | 219,250          | 30,280        | 34,015            | 53,035              |  |
| 1 dwelling unit, detached.....   | 199,636                          | 21,773       | 15,770         | 36,815          | 44,018            | 16,599              | 16,072                   | 32,384               | 16,205                   | 252,830   | 157,251          | 25,555        | 26,629            | 43,395              |  |
| 1 dwelling unit, attached.....   | 289,375                          | 1,241        | 1,514          | 17,650          | 4,645             | 246,352             | 1,446                    | 16,428               | 97                       | 9,235     | 8,339            | 286           | 449               | 161                 |  |
| 1 and 2 dwelling unit, semidetached.....                                 | 92,977                           | 3,071        | 5,378          | 22,925          | 13,917            | 36,834              | 3,269                    | 6,745                | 838                      | 14,466    | 9,715            | 841           | 2,007             | 1,903               |  |
| 2 dwelling unit, other.....  | 30,431                           | 1,438        | 1,125          | 2,283           | 2,733             | 17,662              | 1,139                    | 3,102                | 949                      | 44,304    | 31,866           | 2,641         | 3,957             | 5,840               |  |
| 3 and 4 dwelling unit.....   | 9,544                            | 286          | 469            | 923             | 1,094             | 6,044               | 9                        | 538                  | 181                      | 11,469    | 9,096            | 604           | 692               | 1,077               |  |
| 5 dwelling unit or more.....   | 5,496                            | 102          | 133            | 307             | 255               | 4,273               | 68                       | 164                  | 59                       | 2,753     | 2,072            | 158           | 108               | 415                 |  |
| Trailers.....  | 2,171                            | 373          | 265            | 277             | 255               | 271                 | 326                      | 283                  | 121                      | 1,523     | 911              | 195           | 173               | 244                 |  |
| Renter-occupied dwelling units.....                                      | 388,099                          | 12,428       | 15,732         | 32,822          | 26,919            | 256,663             | 10,584                   | 25,099               | 7,852                    | 277,977   | 203,444          | 17,440        | 24,530            | 32,563              |  |
| 1 dwelling unit, detached.....   | 39,008                           | 4,463        | 5,803          | 5,232           | 7,111             | 5,074               | 4,026                    | 3,648                | 3,651                    | 61,094    | 33,603           | 5,256         | 9,799             | 12,436              |  |
| 1 dwelling unit, attached.....   | 108,006                          | 1,823        | 1,587          | 6,077           | 2,602             | 87,317              | 847                      | 7,296                | 457                      | 14,777    | 13,121           | 765           | 452               | 439                 |  |
| 1 and 2 dwelling unit, semidetached.....                                 | 34,138                           | 1,946        | 3,130          | 6,201           | 5,022             | 12,161              | 1,782                    | 2,837                | 1,059                    | 22,350    | 15,801           | 1,268         | 2,005             | 3,276               |  |
| 2 dwelling unit, other.....  | 55,410                           | 2,034        | 1,864          | 4,007           | 4,125             | 35,290              | 1,629                    | 5,125                | 1,336                    | 76,672    | 55,822           | 4,370         | 6,903             | 9,577               |  |
| 3 and 4 dwelling unit.....   | 68,196                           | 1,477        | 1,932          | 4,279           | 4,158             | 50,593              | 1,438                    | 3,420                | 899                      | 51,082    | 40,211           | 2,954         | 3,254             | 4,663               |  |
| 5 dwelling unit or more.....   | 83,074                           | 656          | 1,385          | 6,977           | 3,864             | 66,162              | 845                      | 2,748                | 437                      | 51,746    | 44,719           | 2,790         | 2,096             | 2,141               |  |
| Trailers.....  | 267                              | 29           | 31             | 49              | 37                | 66                  | 17                       | 25                   | 13                       | 256       | 167              | 37            | 21                | 31                  |  |
| Vacant nonseasonal not dilapidated dwelling units, for rent or sale..... | 13,125                           | 547          | 438            | 1,331           | 940               | 7,613               | 516                      | 1,244                | 496                      | 5,449     | 3,726            | 352           | 506               | 865                 |  |
| 1 dwelling unit, detached.....   | 2,896                            | 382          | 232            | 432             | 533               | 243                 | 321                      | 455                  | 298                      | 2,239     | 1,393            | 180           | 260               | 406                 |  |
| 1 dwelling unit, attached.....   | 3,593                            | 16           | 23             | 281             | 86                | 2,911               | 22                       | 243                  | 11                       | 128       | 117              | 3             | 7                 | 1                   |  |
| 1 and 2 dwelling unit, semidetached.....                                 | 1,102                            | 49           | 57             | 177             | 92                | 598                 | 42                       | 69                   | 18                       | 240       | 157              | 6             | 25                | 52                  |  |
| 2 dwelling unit, other.....  | 1,351                            | 45           | 41             | 92              | 82                | 831                 | 45                       | 155                  | 60                       | 889       | 568              | 52            | 106               | 163                 |  |
| 3 and 4 dwelling unit.....   | 1,939                            | 33           | 42             | 101             | 93                | 1,263               | 55                       | 267                  | 85                       | 644       | 471              | 42            | 59                | 72                  |  |
| 5 dwelling unit or more.....   | 2,244                            | 22           | 43             | 248             | 54                | 1,767               | 31                       | 55                   | 24                       | 1,309     | 1,020            | 69            | 49                | 171                 |  |
| All other dwelling units.....  | 21,683                           | 3,070        | 1,319          | 1,602           | 1,687             | 7,184               | 2,684                    | 2,442                | 1,695                    | 8,464     | 4,260            | 773           | 889               | 2,542               |  |
| All dwelling units.....  | 1,052,537                        | 44,331       | 42,143         | 116,935         | 96,598            | 599,495             | 36,113                   | 88,429               | 28,493                   | 628,470   | 430,680          | 48,845        | 59,940            | 89,005              |  |
| WATER SUPPLY   |                                  |              |                |                 |                   |                     |                          |                      |                          |           |                  |               |                   |                     |  |
| Hot and cold piped running water inside structure.....                   | 959,937                          | 35,146       | 33,480         | 110,263         | 88,355            | 562,907             | 28,090                   | 79,794               | 21,902                   | 521,452   | 375,369          | 41,104        | 40,456            | 64,523              |  |
| Only cold piped running water inside structure.....                      | 59,781                           | 4,220        | 4,612          | 4,285           | 3,991             | 27,556              | 4,708                    | 6,545                | 3,864                    | 74,228    | 43,755           | 4,285         | 11,383            | 14,805              |  |
| Piped running water outside structure.....                               | 1,844                            | 285          | 317            | 67              | 247               | 224                 | 263                      | 201                  | 224                      | 2,577     | 851              | 274           | 633               | 819                 |  |
| No piped running water.....  | 15,959                           | 3,555        | 2,787          | 1,076           | 2,186             | 646                 | 2,539                    | 1,282                | 1,888                    | 26,341    | 8,488            | 2,783         | 7,034             | 8,036               |  |
| Not reported.....  | 15,016                           | 1,125        | 947            | 1,244           | 1,819             | 8,162               | 513                      | 607                  | 599                      | 3,872     | 2,217            | 399           | 434               | 822                 |  |
| TOILET FACILITIES  |                                  |              |                |                 |                   |                     |                          |                      |                          |           |                  |               |                   |                     |  |
| Flush toilet inside structure, exclusive use.....                        | 930,361                          | 34,976       | 33,257         | 110,606         | 85,211            | 533,691             | 29,157                   | 80,455               | 23,008                   | 481,191   | 342,365          | 39,506        | 38,574            | 60,746              |  |
| Flush toilet inside structure, shared.....                               | 51,039                           | 955          | 1,084          | 1,706           | 2,895             | 41,631              | 702                      | 1,815                | 251                      | 69,716    | 56,408           | 3,426         | 3,722             | 6,160               |  |
| Other toilet facilities (including privy).....                           | 50,435                           | 6,494        | 6,309          | 3,008           | 6,193             | 13,598              | 5,452                    | 5,081                | 4,300                    | 68,945    | 26,412           | 5,230         | 16,753            | 20,550              |  |
| No toilet.....   | 4,648                            | 743          | 529            | 285             | 404               | 1,629               | 291                      | 436                  | 331                      | 3,005     | 1,540            | 277           | 440               | 748                 |  |
| Not reported.....  | 16,054                           | 1,163        | 964            | 1,330           | 1,895             | 8,946               | 511                      | 642                  | 603                      | 5,613     | 3                |               |                   |                     |  |

Table 17.—OCCUPANCY CHARACTERISTICS, TYPE OF STRUCTURE, AND PLUMBING FACILITIES, FOR STANDARD METROPOLITAN AREAS AND CONSTITUENT COUNTIES, URBANIZED AREAS, AND URBAN PLACES OF 10,000 OR MORE: 1950—Con.

[Percent not shown where less than 0.1]

| Subject  | Standard metropolitan areas—Con. |                                       |  |                |                                   | Urbanized areas |         |                 |                |                |                   |                 |         |          |  |
|--|----------------------------------|---------------------------------------|--|----------------|-----------------------------------|-----------------|---------|-----------------|----------------|----------------|-------------------|-----------------|---------|----------|--|
|  | Reading<br>Berks<br>County       | Scranton<br>Lacka-<br>vanna<br>County | Wilkes-<br>Barre—<br>Hazleton<br>Luzerne<br>County | York<br>County | Allen-<br>town—<br>Beth-<br>lehem | Altoona         | Erie    | Harris-<br>burg | Johns-<br>town | Len-<br>easter | Phila-<br>delphia | Pitts-<br>burgh | Reading | Scranton |  |
| All dwelling units.....  | 75,843                           | 74,060                                | 110,981  | 61,054         | 63,515                            | 25,777          | 43,296  | 51,616          | 25,959         | 22,840         | 845,474           | 439,892         | 47,030  | 67,560   |  |
| Urban-farm dwelling units.....   | 57                               | 52                                    | 126  | 50             | 144                               | 44              | 52      | 35              | 20             | 31             | 974               | 1,876           | 48      | 52       |  |
| OCCUPANCY, TENURE, AND RACE  |                                  |                                       |  |                |                                   |                 |         |                 |                |                |                   |                 |         |          |  |
| Occupied dwelling units.....   | 73,230                           | 71,769                                | 106,663  | 58,912         | 62,429                            | 25,315          | 42,207  | 50,458          | 25,658         | 22,470         | 823,566           | 432,647         | 46,195  | 66,424   |  |
| Owner occupied.....  | 47,058                           | 37,739                                | 57,233   | 37,942         | 37,941                            | 15,877          | 23,536  | 28,126          | 12,750         | 12,345         | 498,121           | 220,291         | 29,237  | 33,885   |  |
| Percent of all occupied.....   | 64.3                             | 52.6                                  | 53.7   | 64.4           | 60.8                              | 62.7            | 55.8    | 55.7            | 49.7           | 54.9           | 60.5              | 50.9            | 63.3    | 51.0     |  |
| White.....   | 46,755                           | 37,709                                | 57,155   | 37,630         | 37,818                            | 15,772          | 23,257  | 26,768          | 12,566         | 12,170         | 462,681           | 212,712         | 28,967  | 33,660   |  |
| Negro.....   | 298                              | 29                                    | 75   | 303            | 120                               | 104             | 274     | 1,355           | 183            | 173            | 35,101            | 7,509           | 265     | 24       |  |
| Other races.....   | 5                                | 1                                     | 3  | 9              | 3                                 | 1               | 5       | 3               | 1              | 2              | 339               | 70              | 5       | 1        |  |
| Renter occupied.....   | 26,172                           | 34,030                                | 49,430   | 20,970         | 24,488                            | 9,438           | 18,671  | 22,332          | 12,908         | 10,125         | 325,445           | 212,356         | 16,958  | 32,539   |  |
| White.....   | 25,790                           | 33,846                                | 49,261   | 20,511         | 24,330                            | 9,327           | 18,296  | 20,264          | 12,422         | 9,822          | 246,899           | 190,985         | 16,615  | 32,356   |  |
| Negro.....   | 374                              | 181                                   | 167  | 451            | 150                               | 108             | 365     | 2,066           | 484            | 302            | 77,967            | 21,259          | 337     | 180      |  |
| Other races.....   | 8                                | 3                                     | 8  | 8              | 3                                 | 2               | 10      | 2               | 1              | 5              | 579               | 112             | 6       | 3        |  |
| Nonresident dwelling units.....  | 192                              | 15                                    | 62   | 69             | 21                                | 8               | 23      | 28              | 5              | 8              | 853               | 298             | 13      | 13       |  |
| Vacant dwelling units.....   | 2,421                            | 2,276                                 | 4,256  | 2,073          | 1,065                             | 454             | 1,066   | 1,130           | 296            | 362            | 21,055            | 6,947           | 822     | 1,123    |  |
| Nonseasonal not dilapidated, for rent or sale.....                       | 609                              | 438                                   | 632  | 528            | 530                               | 217             | 337     | 542             | 120            | 168            | 10,590            | 3,668           | 387     | 394      |  |
| Percent of all dwelling units.....                                       | 0.8                              | 0.6                                   | 0.6  | 0.9            | 0.8                               | 0.8             | 0.8     | 1.1             | 0.5            | 0.7            | 1.3               | 0.8             | 0.8     | 0.6      |  |
| For rent.....  | 344                              | 321                                   | 413  | 238            | 289                               | 137             | 185     | 399             | 78             | 111            | 6,304             | 2,548           | 290     | 300      |  |
| For sale only.....   | 265                              | 117                                   | 219  | 290            | 241                               | 80              | 152     | 143             | 42             | 57             | 4,286             | 1,120           | 137     | 94       |  |
| Nonseasonal not dilapidated, not for rent or sale.....                   | 1,006                            | 589                                   | 789  | 707            | 393                               | 137             | 392     | 421             | 123            | 163            | 7,008             | 2,009           | 341     | 413      |  |
| Nonseasonal dilapidated.....   | 170                              | 230                                   | 355  | 148            | 50                                | 79              | 61      | 90              | 37             | 26             | 1,975             | 838             | 55      | 211      |  |
| Seasonal.....  | 626                              | 1,019                                 | 2,480  | 690            | 92                                | 21              | 276     | 77              | 16             | 5              | 1,482             | 432             | 39      | 105      |  |
| POPULATION   |                                  |                                       |  |                |                                   |                 |         |                 |                |                |                   |                 |         |          |  |
| Population in dwelling units, 1950.....                                  | 246,727                          | 251,491                               | 386,578  | 198,503        | 216,958                           | 85,309          | 146,304 | 163,637         | 91,820         | 73,046         | 2,824,923         | 1,494,249       | 150,599 | 232,493  |  |
| Population per occupied dwelling unit.....                               | 3.4                              | 3.5                                   | 3.6  | 3.4            | 3.5                               | 3.4             | 3.5     | 3.2             | 3.6            | 3.3            | 3.4               | 3.5             | 3.3     | 3.5      |  |
| Total population, 1940.....  | 241,884                          | 301,243                               | 441,518  | 178,022        | (1)                               | (1)             | (1)     | (1)             | (1)            | (1)            | (1)               | (1)             | (1)     | (1)      |  |
| Population per occupied dwelling unit.....                               | 3.8                              | 4.2                                   | 4.3  | 3.7            | ...                               | ...             | ...     | ...             | ...            | ...            | ...               | ...             | ...     | ...      |  |
| TYPE OF STRUCTURE  |                                  |                                       |  |                |                                   |                 |         |                 |                |                |                   |                 |         |          |  |
| All dwelling units.....  | 75,843                           | 74,060                                | 110,981  | 61,054         | 63,515                            | 25,777          | 43,296  | 51,616          | 25,959         | 22,840         | 845,474           | 439,892         | 47,030  | 67,560   |  |
| 1 dwelling unit, detached.....   | 27,025                           | 33,659                                | 55,133   | 30,882         | 15,685                            | 16,265          | 21,299  | 12,808          | 11,247         | 3,109          | 127,202           | 191,669         | 8,056   | 28,308   |  |
| 1 dwelling unit, attached.....   | 19,357                           | 706                                   | 2,036  | 6,601          | 16,642                            | 395             | 577     | 11,491          | 507            | 8,025          | 391,431           | 21,938          | 18,239  | 575      |  |
| 1 and 2 dwelling unit, semidetached.....                                 | 12,909                           | 7,101                                 | 24,268   | 11,273         | 15,656                            | 1,851           | 802     | 13,274          | 5,928          | 5,419          | 96,344            | 26,407          | 7,898   | 6,983    |  |
| 2 dwelling unit, other.....  | 7,252                            | 18,886                                | 14,704   | 6,456          | 6,122                             | 3,592           | 11,736  | 5,548           | 3,296          | 2,240          | 71,828            | 94,288          | 4,916   | 18,130   |  |
| 3 and 4 dwelling unit.....   | 5,608                            | 10,285                                | 10,635   | 3,801          | 5,274                             | 2,044           | 4,735   | 3,008           | 2,958          | 2,274          | 70,739            | 53,574          | 4,748   | 10,155   |  |
| 5 to 9 dwelling unit.....  | 2,594                            | 2,866                                 | 3,076  | 1,310          | 2,415                             | 1,085           | 2,958   | 2,085           | 1,436          | 1,297          | 56,634            | 29,965          | 2,283   | 2,862    |  |
| 10 to 19 dwelling unit.....  | 557                              | 328                                   | 785  | 324            | 1,214                             | 435             | 721     | 746             | 302            | 285            | 8,290             | 12,345          | 512     | 322      |  |
| 20 to 49 dwelling unit.....  | 172                              | 195                                   | 268  | 81             | 375                               | 71              | 190     | 182             | 148            | 157            | 9,662             | 5,867           | 169     | 195      |  |
| 50 dwelling unit or more.....  | 369                              | 34                                    | 76   | 326            | 132                               | 39              | 278     | 183             | 37             | 34             | 839               | 816             | 119     | 30       |  |
| Trailers.....  | ...                              | ...                                   | ...  | ...            | ...                               | ...             | ...     | ...             | ...            | ...            | ...               | ...             | ...     | ...      |  |
| Owner-occupied dwelling units.....                                       | 47,058                           | 37,739                                | 57,233   | 37,942         | 37,941                            | 15,877          | 23,536  | 28,126          | 12,750         | 12,345         | 498,121           | 220,291         | 29,237  | 33,885   |  |
| 1 dwelling unit, detached.....   | 19,797                           | 25,227                                | 38,994   | 23,804         | 12,634                            | 13,443          | 17,071  | 10,391          | 8,685          | 2,327          | 107,843           | 155,792         | 6,670   | 21,846   |  |
| 1 dwelling unit, attached.....   | 14,536                           | 366                                   | 707  | 3,907          | 11,037                            | 171             | 214     | 6,305           | 88             | 5,244          | 280,929           | 8,177           | 13,937  | 256      |  |
| 1 and 2 dwelling unit, semidetached.....                                 | 8,682                            | 2,517                                 | 9,453  | 6,687          | 11,095                            | 523             | 302     | 8,638           | 2,020          | 3,608          | 71,738            | 9,803           | 5,885   | 2,473    |  |
| 2 dwelling unit, other.....  | 2,633                            | 7,165                                 | 5,452  | 2,373          | 2,003                             | 1,320           | 4,326   | 1,682           | 1,294          | 741            | 24,067            | 33,713          | 1,757   | 6,885    |  |
| 3 and 4 dwelling unit.....   | 873                              | 2,175                                 | 2,154  | 657            | 809                               | 308             | 804     | 534             | 324            | 748            | 6,837             | 9,991           | 722     | 2,141    |  |
| 5 dwelling unit or more.....   | 202                              | 264                                   | 409  | 231            | 245                               | 84              | 575     | 199             | 103            | 79             | 4,977             | 2,436           | 158     | 262      |  |
| Trailers.....  | 335                              | 25                                    | 64   | 283            | 118                               | 28              | 244     | 163             | 26             | 22             | 732               | 679             | 108     | 22       |  |
| Renter-occupied dwelling units.....                                      | 26,172                           | 34,030                                | 49,430   | 20,970         | 24,488                            | 9,438           | 18,671  | 22,332          | 12,908         | 10,125         | 325,445           | 212,356         | 16,958  | 32,539   |  |
| 1 dwelling unit, detached.....   | 5,446                            | 6,846                                 | 12,676   | 5,496          | 2,630                             | 2,570           | 3,566   | 2,072           | 2,426          | 720            | 15,345            | 32,811          | 1,170   | 5,991    |  |
| 1 dwelling unit, attached.....   | 4,627                            | 327                                   | 1,298  | 2,571          | 5,464                             | 213             | 351     | 5,021           | 412            | 2,697          | 102,631           | 13,461          | 4,209   | 309      |  |
| 1 and 2 dwelling unit, semidetached.....                                 | 4,023                            | 4,477                                 | 14,494   | 4,416          | 4,385                             | 1,295           | 455     | 4,475           | 3,865          | 1,732          | 22,811            | 16,263          | 1,913   | 4,407    |  |
| 2 dwelling unit, other.....  | 4,461                            | 11,397                                | 9,014  | 3,958          | 4,001                             | 2,209           | 7,207   | 3,632           | 2,055          | 1,458          | 45,796            | 59,385          | 3,059   | 10,953   |  |
| 3 and 4 dwelling unit.....   | 4,541                            | 7,912                                 | 8,301  | 3,048          | 4,375                             | 1,687           | 3,849   | 4,109           | 2,381          | 1,893          | 60,049            | 42,992          | 3,866   | 7,817    |  |
| 5 dwelling unit or more.....   | 3,040                            | 3,062                                 | 3,635  | 1,438          | 3,619                             | 1,453           | 3,209   | 3,003           | 1,758          | 1,613          | 78,706            | 47,307          | 2,728   | 3,054    |  |
| Trailers.....  | 34                               | 9                                     | 12   | 43             | 14                                | 11              | 34      | 20              | 11             | 12             | 107               | 137             | 11      | 8        |  |
| Vacant nonseasonal not dilapidated dwelling units, for rent or sale..... | 609                              | 438                                   | 632  | 528            | 530                               | 217             | 337     | 542             | 120            | 168            | 10,590            | 3,668           | 387     | 394      |  |
| 1 dwelling unit, detached.....   | 220                              | 156                                   | 262  | 275            | 180                               | 91              | 167     | 74              | 43             | 23             | 1,313             | 1,223           | 59      | 121      |  |
| 1 dwelling unit, attached.....   | 85                               | 5                                     | 13   | 48             | 49                                | 3               | 8       | 68              | 1              | 31             | 3,451             | 118             | 83      | 4        |  |
| 1 and 2 dwelling unit, semidetached.....                                 | 66                               | 32                                    | 112  | 77             | 90                                | 13              | 16      | 62              | 16             | 29             | 885               | 147             | 40      | 32       |  |
| 2 dwelling unit, other.....  | 56                               | 132                                   | 104  | 57             | 53                                | 35              | 65      | 181             | 26             | 23             | 1,130             | 618             | 40      | 124      |  |
| 3 and 4 dwelling unit.....   | 127                              | 83                                    | 92   | 55             | 55                                | 35              | 44      | 92              | 22             | 30             | 1,692             | 509             | 112     | 83       |  |
| 5 dwelling unit or more.....   | 55                               | 30                                    | 49   | 16             | 103                               | 40              | 37      | 65              | 12             | 32             | 2,119             | 1,053           | 53      | 30       |  |
| All other dwelling units.....  | 2,004                            | 1,853                                 | 3,686  | 1,614          | 556                               | 245             | 752     | 616             | 181            | 202            | 11,318            | 3,577           | 448     | 742      |  |
| WATER SUPPLY   |                                  |                                       |  |                |                                   |                 |         |                 |                |                |                   |                 |         |          |  |
| All dwelling units.....  | 75,843                           | 74,060                                | 110,981  | 61,054         | 63,515                            | 25,777          | 43,296  | 51,616          | 25,959         | 22,840         | 845,474           | 439,892         | 47,030  | 67,560   |  |
| Hot and cold piped running water inside structure.....                   | 62,268                           | 60,435                                | 91,818   | 45,133         | 55,485                            | 23,896          | 40,258  | 45,851          | 21,872         | 20,648         | 793,895           | 394,017         | 43,624  | 56,037   |  |
| Only cold piped running water inside structure.....                      | 6,948                            | 12,027                                | 14,602   | 9,412          | 6,819                             | 1,501           | 2,080   | 4,506           | 3,750          | 1,781          | 38,064            | 40,234          | 2,976   | 10,935   |  |
| Piped running water outside structure.....                               | 513                              | 143                                   | 337  | 564            | 231                               | 32              | 126     | 243             | 11             | 50             | 440               | 400             | 70      | 34       |  |
| No piped running water.....  | 5,637                            | 908                                   | 2,704  | 5,490          | 659                               | 221             | 445     | 665             | 216            | 250            | 2,353             | 3,296           | 238     | 137      |  |
| Not reported.....  | 457                              | 547                                   | 1,520  | 455            | 321                               | 127             | 387     | 351             | 200            | 111            | 10,722            | 1,945           | 122     | 417      |  |
| TOILET FACILITIES  |                                  |                                       |  |                |                                   |                 |         |                 |                |                |                   |                 |         |          |  |
| Flush toilet inside structure, exclusive use.....                        | 57,193                           | 64,997                                | 92,643   | 41,285         | 54,757                            | 22,736          | 39,053  | 43,121          | 22,630         | 19,645         | 765,406           | 358,799         | 40,932  | 60,639   |  |
| Flush toilet inside structure, shared.....                               | 3,098                            | 1,409                                 | 1,430  | 4,655          | 3,034                             | 2,194           | 2,644   | 3,327           | 1,938          | 1,455          | 45,469            | 59,863          | 2,586   | 1,345    |  |
| Other toilet facilities (including privy).....                           | 14,583                           | 6,498                                 | 14,246   | 14,192         | 5,109                             | 614             | 963     | 4,547           | 1,046          | 1,510          | 20,554            | 16,221          | 3,202   | 4,715    |  |
| No toilet.....   | 470                              | 547                                   | 1,074  | 366            | 271                               | 80              | 218     | 233             | 119            | 91             | 2,386             | 1,307           | 151     | 390      |  |
| Not reported.....  | 499                              | 609                                   | 1,588  | 556            | 344                               | 153             | 418     | 388             | 246            | 139            | 11,659            | 3,702           | 159     | 471      |  |
| BATHING FACILITIES   |                                  |                                       |  |                |                                   |                 |         |                 |                |                |                   |                 |         |          |  |
| Installed bathtub or shower, exclusive use.....                          | 57,800                           | 57,651                                | 83,693   | 39,047         | 51,512                            | 21,365          | 37,169  | 42,277          | 19,555         | 19,066         | 758,319           | 338,530         | 41,292  | 53,477   |  |
| Installed bathtub or shower, shared.....                                 | 2,973                            | 1,383                                 | 1,415  | 4,429          | 3,077                             | 2,166           | 2,632   | 3,267           | 1,766          | 1,466          | 43,794            | 58,970          | 2,534   | 1,322    |  |
| No bathtub or shower.....  | 14,380                           |                                       |  |                |                                   |                 |         |                 |                |                |                   |                 |         |          |  |

Table 17.—OCCUPANCY CHARACTERISTICS, TYPE OF STRUCTURE, AND PLUMBING FACILITIES, FOR STANDARD METROPOLITAN AREAS AND CONSTITUENT COUNTIES, URBANIZED AREAS, AND URBAN PLACES OF 10,000 OR MORE: 1950—Con.

[Percent not shown where less than 0.1]

| Subject   | Urbanized areas<br>—Con. |        | Urban places   |                |         |               |        |                 |               |         |        |                |                 |               |
|---|--------------------------|--------|----------------|----------------|---------|---------------|--------|-----------------|---------------|---------|--------|----------------|-----------------|---------------|
|   | Wilkes-Barre             | York   | All-<br>quippa | Allen-<br>town | Altoona | Am-<br>bridge | Arnold | Beaver<br>Falls | Belle-<br>vue | Berwick | Bethel | Beth-<br>lehem | Blooms-<br>burg | Brad-<br>dock |
| All dwelling units.....   | 75,371                   | 24,464 | 6,683          | 30,978         | 23,126  | 4,693         | 3,020  | 5,116           | 3,753         | 4,271   | 3,156  | 18,212         | 3,410           | 4,387         |
| Urban-farm dwelling units.....  | 120                      | 17     | 1              | 17             | 38      | 6             | 2      | 6               | 1             | 4       | 32     | 83             | 18              | ...           |
| OCCUPANCY, TENURE, AND RACE   |                          |        |                |                |         |               |        |                 |               |         |        |                |                 |               |
| Occupied dwelling units.....  | 74,286                   | 24,000 | 6,634          | 30,427         | 22,703  | 4,649         | 2,985  | 5,039           | 3,682         | 4,165   | 3,097  | 17,961         | 3,343           | 4,337         |
| Owner occupied.....   | 38,385                   | 13,646 | 3,502          | 17,597         | 14,188  | 2,092         | 1,602  | 2,852           | 1,834         | 2,546   | 2,546  | 10,419         | 1,614           | 1,208         |
| Percent of all occupied.....  | 51.7                     | 56.9   | 52.8           | 57.8           | 62.5    | 45.0          | 53.7   | 56.6            | 49.8          | 61.1    | 82.2   | 58.0           | 48.3            | 27.9          |
| White.....  | 38,324                   | 13,379 | 3,081          | 17,547         | 14,097  | 2,082         | 1,594  | 2,714           | 1,812         | 2,542   | 2,512  | 10,352         | 1,608           | 1,138         |
| Negro.....  | 59                       | 264    | 420            | 49             | 90      | 10            | 8      | 136             | 21            | 4       | 33     | 65             | 5               | 70            |
| Other races.....  | 2                        | 3      | 1              | 1              | 1       | ...           | ...    | 2               | 1             | ...     | 1      | 2              | 1               | ...           |
| Renter occupied.....  | 35,901                   | 10,354 | 3,132          | 12,830         | 8,515   | 2,557         | 1,383  | 2,187           | 1,848         | 1,619   | 551    | 7,542          | 1,729           | 3,129         |
| White.....  | 35,733                   | 9,942  | 2,602          | 12,778         | 8,411   | 2,509         | 1,376  | 2,025           | 1,820         | 1,617   | 540    | 7,441          | 1,726           | 2,514         |
| Negro.....  | 166                      | 404    | 527            | 48             | 101     | 48            | 7      | 162             | 28            | 2       | 11     | 97             | 3               | 610           |
| Other races.....  | 2                        | 8      | 3              | 4              | 3       | ...           | ...    | ...             | ...           | ...     | ...    | 4              | ...             | 5             |
| Nonresident dwelling units.....   | 23                       | 8      | ...            | 11             | 8       | 2             | 1      | 6               | 4             | ...     | ...    | 8              | 4               | ...           |
| Vacant dwelling units.....  | 1,062                    | 456    | 49             | 540            | 415     | 42            | 34     | 71              | 67            | 106     | 59     | 243            | 63              | 50            |
| Nonseasonal not dilapidated, for rent or sale.....                          | 404                      | 241    | 20             | 277            | 204     | 26            | 14     | 17              | 48            | 45      | 24     | 114            | 25              | 17            |
| Percent of all dwelling units.....  | 0.5                      | 1.0    | 0.3            | 0.9            | 0.9     | 0.6           | 0.5    | 0.3             | 1.3           | 1.1     | 0.8    | 0.6            | 0.7             | 0.4           |
| For rent.....   | 277                      | 136    | 13             | 189            | 129     | 25            | 11     | 12              | 39            | 35      | 1      | 62             | 19              | 16            |
| For sale only.....  | 127                      | 105    | 7              | 88             | 75      | 1             | 3      | 5               | 9             | 10      | 23     | 52             | 6               | 1             |
| Nonseasonal not dilapidated, not for rent or sale.....                      | 369                      | 156    | 17             | 179            | 118     | 13            | 14     | 37              | 17            | 49      | 33     | 99             | 29              | 11            |
| Nonseasonal dilapidated.....  | 185                      | 24     | 10             | 25             | 75      | 1             | 6      | 9               | 2             | 11      | ...    | 18             | 3               | 17            |
| Seasonal.....   | 104                      | 35     | 2              | 59             | 18      | 2             | ...    | 8               | ...           | 1       | 2      | 12             | 6               | 5             |
| POPULATION  |                          |        |                |                |         |               |        |                 |               |         |        |                |                 |               |
| Population in dwelling units, 1950.....                                     | 268,833                  | 76,071 | 25,638         | 101,491        | 76,106  | 16,246        | 10,203 | 16,904          | 11,510        | 13,953  | 11,299 | 63,505         | 10,197          | 16,128        |
| Population per occupied dwelling unit.....                                  | 3.6                      | 3.2    | 3.9            | 3.3            | 3.4     | 3.5           | 3.4    | 3.4             | 3.1           | 3.4     | 3.6    | 3.5            | 3.1             | 3.7           |
| Total population, 1940.....   | (1)                      | (1)    | 27,023         | 96,904         | 80,214  | 18,968        | 10,898 | 17,098          | 10,488        | 13,181  | 5,946  | 58,490         | 9,799           | 18,326        |
| Population per occupied dwelling unit.....                                  | ...                      | ...    | 4.4            | 3.8            | 3.8     | 4.1           | 4.0    | 3.8             | 3.5           | 3.8     | (1)    | 3.9            | 3.4             | 4.2           |
| TYPE OF STRUCTURE   |                          |        |                |                |         |               |        |                 |               |         |        |                |                 |               |
| All dwelling units.....   | 75,371                   | 24,464 | 6,683          | 30,978         | 23,126  | 4,693         | 3,020  | 5,116           | 3,753         | 4,271   | 3,156  | 18,212         | 3,410           | 4,387         |
| 1 dwelling unit, detached.....  | 36,570                   | 4,750  | 3,374          | 4,135          | 14,379  | 1,591         | 1,441  | 3,082           | 1,351         | 2,249   | 2,730  | 5,211          | 1,410           | 1,249         |
| 1 dwelling unit, attached.....  | 1,409                    | 6,062  | 161            | 12,218         | 392     | 166           | 7      | 104             | 122           | 53      | 3      | 3,445          | 44              | 350           |
| 1 and 2 dwelling unit, semidetached.....                                    | 15,119                   | 6,516  | 732            | 5,187          | 1,671   | 166           | 145    | 360             | 194           | 898     | 138    | 5,767          | 768             | 374           |
| 2 dwelling unit, other.....   | 11,416                   | 3,184  | 1,174          | 3,390          | 3,320   | 1,474         | 1,006  | 766             | 1,118         | 346     | 190    | 1,618          | 346             | 1,100         |
| 3 and 4 dwelling unit.....  | 7,685                    | 2,671  | 498            | 3,368          | 1,901   | 976           | 356    | 383             | 596           | 419     | 42     | 1,251          | 437             | 847           |
| 5 to 10 dwelling unit.....  | 2,277                    | 951    | 628            | 1,532          | 1,009   | 302           | 52     | 306             | 251           | 300     | 48     | 550            | 316             | 389           |
| 10 to 19 dwelling unit.....   | 610                      | 211    | 113            | 815            | 413     | 18            | 12     | 78              | 49            | ...     | ...    | 217            | 80              | 97            |
| 20 to 49 dwelling unit.....   | 245                      | 78     | ...            | 245            | 65      | ...           | ...    | 34              | 71            | ...     | ...    | 129            | ...             | 20            |
| 50 dwelling unit or more.....   | ...                      | ...    | ...            | ...            | ...     | ...           | ...    | ...             | ...           | ...     | ...    | ...            | ...             | ...           |
| Trailers.....   | 40                       | 41     | 3              | 88             | 16      | ...           | 1      | 3               | 1             | 6       | 5      | 24             | 9               | 1             |
| Owner-occupied dwelling units.....  | 38,385                   | 13,646 | 3,502          | 17,597         | 14,188  | 2,092         | 1,602  | 2,852           | 1,834         | 2,546   | 2,546  | 10,419         | 1,614           | 1,208         |
| 1 dwelling unit, detached.....  | 26,876                   | 3,955  | 2,663          | 3,291          | 11,976  | 1,244         | 1,094  | 2,321           | 1,120         | 1,827   | 2,385  | 4,118          | 1,057           | 677           |
| 1 dwelling unit, attached.....  | 444                      | 3,650  | 46             | 8,710          | 162     | 59            | 1      | 46              | 71            | 15      | 1      | 1,682          | 8               | 14            |
| 1 and 2 dwelling unit, semidetached.....                                    | 5,256                    | 4,269  | 260            | 3,854          | 460     | 40            | 60     | 124             | 56            | 329     | 57     | 3,923          | 176             | 97            |
| 2 dwelling unit, other.....   | 4,047                    | 1,146  | 416            | 1,123          | 1,231   | 537           | 366    | 285             | 448           | 91      | 88     | 439            | 123             | 279           |
| 3 and 4 dwelling unit.....  | 1,491                    | 415    | 88             | 453            | 280     | 176           | 75     | 60              | 121           | 114     | 9      | 192            | 91              | 114           |
| 5 dwelling unit or more.....  | 239                      | 178    | 26             | 84             | 68      | 31            | 6      | 14              | 17            | 165     | 2      | 46             | 151             | 27            |
| Trailers.....   | 32                       | 33     | 3              | 82             | 11      | ...           | ...    | 2               | 1             | 5       | 4      | 19             | 8               | ...           |
| Renter-occupied dwelling units.....   | 35,901                   | 10,354 | 3,132          | 12,830         | 8,515   | 2,557         | 1,383  | 2,187           | 1,848         | 1,619   | 551    | 7,542          | 1,729           | 3,129         |
| 1 dwelling unit, detached.....  | 9,181                    | 689    | 686            | 721            | 2,179   | 340           | 330    | 717             | 214           | 360     | 286    | 980            | 327             | 563           |
| 1 dwelling unit, attached.....  | 945                      | 2,302  | 115            | 3,388          | 179     | 111           | 6      | 56              | 51            | 38      | 2      | 1,748          | 34              | 330           |
| 1 and 2 dwelling unit, semidetached.....                                    | 9,676                    | 2,160  | 467            | 1,269          | 1,181   | 115           | 85     | 231             | 131           | 557     | 81     | 1,787          | 576             | 273           |
| 2 dwelling unit, other.....   | 7,196                    | 1,968  | 747            | 2,196          | 2,030   | 918           | 630    | 474             | 651           | 240     | 102    | 1,150          | 217             | 803           |
| 3 and 4 dwelling unit.....  | 6,073                    | 2,188  | 405            | 2,860          | 1,574   | 789           | 275    | 310             | 456           | 292     | 33     | 1,039          | 334             | 725           |
| 5 dwelling unit or more.....  | 2,822                    | 1,039  | 712            | 2,390          | 1,367   | 284           | 56     | 398             | 345           | 131     | 46     | 833            | 240             | 434           |
| Trailers.....   | 8                        | 8      | ...            | 6              | 5       | ...           | 1      | 1               | ...           | 1       | 5      | 1              | 1               | 1             |
| Vacant nonseasonal not dilapidated<br>dwelling units, for rent or sale..... | 404                      | 241    | 20             | 277            | 204     | 26            | 14     | 17              | 48            | 45      | 24     | 114            | 25              | 17            |
| 1 dwelling unit, detached.....  | 141                      | 56     | 8              | 48             | 84      | 1             | 3      | 6               | 12            | 15      | 24     | 27             | 8               | 3             |
| 1 dwelling unit, attached.....  | 8                        | 47     | ...            | 38             | 3       | ...           | ...    | 1               | ...           | ...     | ...    | 10             | ...             | ...           |
| 1 and 2 dwelling unit, semidetached.....                                    | 72                       | 47     | 3              | 39             | 12      | 1             | ...    | ...             | 4             | 6       | ...    | 30             | 8               | 3             |
| 2 dwelling unit, other.....   | 75                       | 38     | 3              | 29             | 33      | 14            | 8      | 3               | 12            | 11      | ...    | 16             | 1               | 8             |
| 3 and 4 dwelling unit.....  | 64                       | 40     | 3              | 34             | 33      | 7             | 1      | 7               | 14            | 10      | ...    | 11             | 7               | 3             |
| 5 dwelling unit or more.....  | 44                       | 13     | 3              | 89             | 39      | 3             | 2      | ...             | 6             | 3       | ...    | 10             | 1               | ...           |
| All other dwelling units.....   | 681                      | 223    | 29             | 274            | 219     | 18            | 21     | 60              | 23            | 61      | 35     | 137            | 42              | 33            |
| All dwelling units.....   | 75,371                   | 24,464 | 6,683          | 30,978         | 23,126  | 4,693         | 3,020  | 5,116           | 3,753         | 4,271   | 3,156  | 18,212         | 3,410           | 4,387         |
| WATER SUPPLY  |                          |        |                |                |         |               |        |                 |               |         |        |                |                 |               |
| Hot and cold piped running water inside structure.....                      | 65,563                   | 21,571 | 6,273          | 28,052         | 21,672  | 4,322         | 2,970  | 4,682           | 3,706         | 3,769   | 2,725  | 16,114         | 3,216           | 3,269         |
| Only cold piped running water inside structure.....                         | 9,089                    | 2,692  | 373            | 2,332          | 1,217   | 360           | 40     | 399             | 25            | 427     | 326    | 1,812          | 143             | 1,102         |
| Fiped running water outside structure.....                                  | 52                       | 25     | 4              | 39             | 16      | ...           | ...    | ...             | 2             | 18      | 11     | 118            | 3               | 1             |
| No piped running water.....   | 188                      | 76     | 16             | 177            | 119     | 3             | 5      | 23              | 5             | 37      | 75     | 107            | 25              | 1             |
| Not reported.....   | 479                      | 100    | 17             | 178            | 102     | 8             | 5      | 12              | 15            | 20      | 19     | 61             | 23              | 14            |
| TOILET FACILITIES   |                          |        |                |                |         |               |        |                 |               |         |        |                |                 |               |
| Flush toilet inside structure, exclusive use.....                           | 66,396                   | 19,489 | 5,947          | 27,228         | 20,480  | 3,629         | 2,553  | 4,707           | 3,159         | 3,733   | 2,713  | 16,547         | 3,240           | 3,637         |
| Flush toilet inside structure, shared.....                                  | 1,082                    | 3,605  | 616            | 2,170          | 2,092   | 1,019         | 432    | 316             | 552           | 125     | 59     | 502            | 58              | 654           |
| Other toilet facilities (including privy).....                              | 6,728                    | 1,202  | 88             | 1,223          | 397     | 14            | 7      | 13              | 6             | 14      | 11     | 38             | 19              | 9             |
| No toilet.....  | 621                      | 50     | 12             | 165            | 70      | 14            | 7      | 18              | 20            | 25      | 21     | 69             | 24              | 28            |
| Not reported.....   | 544                      | 118    | 20             | 192            | 127     | 15            | 7      | 18              | 20            | 25      | 29     | 92             | 30              | 32            |
| BATHING FACILITIES  |                          |        |                |                |         |               |        |                 |               |         |        |                |                 |               |
| Installed bathtub or shower, exclusive use.....                             | 60,113                   | 18,030 | 5,637          | 25,645         | 19,310  | 3,278         | 2,421  | 4,283           | 3,099         | 3,488   | 2,644  | 15,497         | 3,141           | 2,594         |
| Installed bathtub or shower, shared.....                                    | 1,051                    | 3,531  | 626            | 2,202          | 2,070   | 1,051         | 513    | 321             | 584           | 104     | 51     | 527            | 56              | 529           |
| No bathtub or shower.....   | 13,131                   | 2,657  | 398            | 2,920          | 1,601   | 356           | 71     | 495             | 44            | 654     | 432    | 2,136          | 183             | 1,232         |
| Not reported.....   | 1,076                    | 246    | 22             | 211            | 145     | 8             | 15     | 17              | 26            | 25      | 29     | 92             | 30              | 32            |

<sup>1</sup> Not available.

<sup>2</sup> Bethel borough incorporated from part of Bethel township in 1949.

Table 17.—OCCUPANCY CHARACTERISTICS, TYPE OF STRUCTURE, AND PLUMBING FACILITIES, FOR STANDARD METROPOLITAN AREAS AND CONSTITUENT COUNTIES, URBANIZED AREAS, AND URBAN PLACES OF 10,000. OR MORE: 1950—Con.

(Percent not shown where less than 0.1)

| Subject  | Urban places—Con. |           |         |        |            |           |          |          |              |         |          |             |          |                |
|--|-------------------|-----------|---------|--------|------------|-----------|----------|----------|--------------|---------|----------|-------------|----------|----------------|
|  | Bradford          | Brentwood | Bristol | Butler | Canonsburg | Carbonale | Carlisle | Carnegie | Chambersburg | Chester | Clairton | Coatesville | Columbia | Con-nellsville |
| All dwelling units.....  | 5,606             | 3,934     | 3,469   | 7,250  | 3,517      | 4,596     | 5,007    | 3,452    | 5,327        | 18,208  | 5,099    | 3,869       | 3,437    | 3,978          |
| Urban-farm dwelling units.....   | 4                 | 6         | ...     | 3      | 2          | ...       | 7        | 2        | 10           | 10      | 86       | 2           | 2        | 2              |
| OCCUPANCY, TENURE, AND RACE  |                   |           |         |        |            |           |          |          |              |         |          |             |          |                |
| Occupied dwelling units.....   | 5,400             | 3,835     | 3,413   | 7,097  | 3,461      | 4,487     | 4,881    | 3,409    | 5,191        | 17,803  | 5,054    | 3,824       | 3,352    | 3,916          |
| Owner occupied.....  | 2,905             | 2,465     | 2,309   | 3,613  | 1,800      | 2,460     | 2,421    | 1,793    | 2,342        | 8,954   | 2,644    | 2,046       | 2,251    | 1,927          |
| Percent of all occupied.....   | 53.8              | 64.3      | 67.7    | 50.9   | 52.0       | 54.8      | 49.6     | 52.6     | 45.1         | 50.3    | 52.3     | 53.5        | 67.2     | 49.2           |
| White.....   | 2,901             | 2,465     | 2,268   | 3,594  | 1,751      | 2,460     | 2,325    | 1,764    | 2,288        | 8,071   | 2,477    | 1,900       | 2,198    | 1,877          |
| Negro.....   | 3                 | ...       | 41      | 19     | 49         | ...       | 96       | 29       | 54           | 881     | 167      | 145         | 53       | 50             |
| Other races.....   | 1                 | ...       | ...     | ...    | ...        | ...       | ...      | ...      | ...          | 2       | ...      | 1           | ...      | ...            |
| Renter occupied.....   | 2,495             | 1,370     | 1,104   | 3,484  | 1,661      | 2,027     | 2,460    | 1,616    | 2,849        | 8,849   | 2,410    | 1,778       | 1,101    | 1,989          |
| White.....   | 2,485             | 1,370     | 1,070   | 3,469  | 1,588      | 2,025     | 2,324    | 1,541    | 2,744        | 6,304   | 1,819    | 1,432       | 1,063    | 1,946          |
| Negro.....   | 8                 | ...       | 33      | 13     | 73         | ...       | 136      | 75       | 105          | 2,538   | 591      | 346         | 38       | 42             |
| Other races.....   | 2                 | ...       | 1       | 2      | ...        | 2         | ...      | ...      | ...          | 7       | ...      | ...         | ...      | 1              |
| Nonresident dwelling units.....  | 6                 | 10        | ...     | 2      | ...        | ...       | 14       | ...      | 5            | 10      | 3        | 1           | ...      | ...            |
| Vacant dwelling units.....   | 200               | 89        | 56      | 151    | 56         | 109       | 112      | 43       | 131          | 395     | 42       | 44          | 85       | 62             |
| Nonseasonal not dilapidated, for rent or sale.....                       | 129               | 69        | 21      | 77     | 26         | 35        | 51       | 17       | 72           | 167     | 21       | 32          | 33       | 26             |
| Percent of all dwelling units.....                                       | 2.3               | 1.8       | 0.6     | 1.1    | 0.7        | 0.8       | 1.0      | 0.5      | 1.4          | 0.9     | 0.4      | 0.8         | 1.0      | 0.7            |
| For rent.....  | 106               | 26        | 12      | 68     | 21         | 25        | 45       | 14       | 53           | 143     | 15       | 26          | 17       | 23             |
| For sale only.....   | 23                | 43        | 9       | 9      | 5          | 10        | 6        | 3        | 19           | 24      | 6        | 6           | 16       | 3              |
| Nonseasonal not dilapidated, not for rent or sale.....                   | 40                | 18        | 30      | 51     | 20         | 23        | 54       | 22       | 47           | 145     | 13       | 6           | 30       | 22             |
| Nonseasonal dilapidated.....   | 21                | 1         | 4       | 12     | 9          | 35        | 3        | 3        | 12           | 77      | 1        | 5           | 17       | 13             |
| Seasonal.....  | 10                | 1         | 1       | 11     | 1          | 16        | 4        | 1        | ...          | 6       | 7        | 1           | 5        | 1              |
| POPULATION   |                   |           |         |        |            |           |          |          |              |         |          |             |          |                |
| Population in dwelling units, 1950.....                                  | 16,865            | 12,511    | 12,573  | 23,167 | 11,996     | 15,079    | 15,770   | 12,054   | 16,225       | 64,356  | 19,246   | 13,527      | 11,843   | 13,081         |
| Population per occupied dwelling unit.....                               | 3.1               | 3.3       | 3.7     | 3.3    | 3.5        | 3.4       | 3.2      | 3.5      | 3.1          | 3.6     | 3.8      | 3.5         | 3.5      | 3.3            |
| Total population, 1940.....  | 17,691            | 7,552     | 11,895  | 24,477 | 12,599     | 19,371    | 13,984   | 12,663   | 14,852       | 59,285  | 16,381   | 14,006      | 11,547   | 13,608         |
| Population per occupied dwelling unit.....                               | 3.6               | 3.5       | 4.3     | 3.8    | 4.2        | 4.1       | 3.5      | 4.1      | 3.5          | 4.0     | 4.2      | 3.9         | 3.8      | 3.8            |
| TYPE OF STRUCTURE  |                   |           |         |        |            |           |          |          |              |         |          |             |          |                |
| All dwelling units.....  | 5,606             | 3,934     | 3,469   | 7,250  | 3,517      | 4,596     | 5,007    | 3,452    | 5,327        | 18,208  | 5,099    | 3,869       | 3,437    | 3,978          |
| 1 dwelling unit, detached.....   | 3,516             | 2,277     | 631     | 3,686  | 1,763      | 2,624     | 1,315    | 1,837    | 2,222        | 1,212   | 2,105    | 550         | 675      | 2,044          |
| 1 dwelling unit, attached.....   | 32                | 19        | 826     | 54     | 38         | 11        | 953      | 90       | 223          | 7,111   | 649      | 1,040       | 642      | 82             |
| 1 and 2 dwelling unit, semidetached.....                                 | 294               | 192       | 1,346   | 194    | 28         | 379       | 1,213    | 293      | 1,133        | 5,454   | 442      | 1,545       | 1,560    | 436            |
| 2 dwelling unit, other.....  | 996               | 550       | 296     | 1,820  | 1,180      | 1,124     | 512      | 702      | 774          | 1,140   | 1,004    | 1,70        | 188      | 658            |
| 3 and 4 dwelling unit.....   | 467               | 304       | 240     | 905    | 342        | 344       | 517      | 365      | 617          | 1,470   | 533      | 229         | 231      | 403            |
| 5 to 9 dwelling unit.....  | 245               | 170       | 79      | 288    | 130        | 82        | 366      | 138      | 325          | 1,318   | 281      | 178         | 91       | 316            |
| 10 to 19 dwelling unit.....  | 28                | 122       | 49      | 126    | 36         | 26        | 55       | 26       | 27           | 261     | 84       | 50          | 40       | 38             |
| 20 to 49 dwelling unit.....  | 26                | 239       | ...     | 166    | ...        | ...       | 48       | ...      | ...          | 235     | ...      | 100         | ...      | ...            |
| 50 dwelling unit or more.....  | ...               | ...       | ...     | ...    | ...        | ...       | ...      | ...      | ...          | ...     | ...      | ...         | ...      | ...            |
| Trailers.....  | 2                 | 1         | 2       | 11     | ...        | 6         | 28       | 1        | 6            | 7       | 1        | 7           | 10       | 1              |
| Owner-occupied dwelling units.....                                       | 2,905             | 2,465     | 2,309   | 3,613  | 1,800      | 2,460     | 2,421    | 1,793    | 2,342        | 8,954   | 2,644    | 2,046       | 2,251    | 1,927          |
| 1 dwelling unit, detached.....   | 2,482             | 2,067     | 483     | 2,749  | 1,309      | 1,873     | 1,010    | 1,330    | 1,638        | 834     | 1,755    | 418         | 508      | 1,533          |
| 1 dwelling unit, attached.....   | 5                 | 12        | 617     | 8      | 7          | 3         | 474      | 16       | 49           | 3,892   | 229      | 448         | 471      | 5              |
| 1 and 2 dwelling unit, semidetached.....                                 | 84                | 121       | 1,061   | 40     | 4          | 123       | 654      | 94       | 327          | 3,720   | 217      | 1,091       | 1,155    | 102            |
| 2 dwelling unit, other.....  | 261               | 220       | 90      | 634    | 406        | 387       | 167      | 269      | 229          | 247     | 363      | 44          | 64       | 216            |
| 3 and 4 dwelling unit.....   | 58                | 30        | 40      | 149    | 66         | 62        | 71       | 73       | 68           | 187     | 62       | 25          | 36       | 61             |
| 5 dwelling unit or more.....   | 13                | 14        | 17      | 23     | 8          | 7         | 18       | 11       | 26           | 71      | 17       | 14          | 9        | 9              |
| Trailers.....  | 2                 | 1         | 10      | ...    | ...        | 5         | 27       | ...      | 5            | 3       | 1        | 6           | 8        | 1              |
| Renter-occupied dwelling units.....                                      | 2,495             | 1,370     | 1,104   | 3,484  | 1,661      | 2,027     | 2,460    | 1,616    | 2,849        | 8,849   | 2,410    | 1,778       | 1,101    | 1,989          |
| 1 dwelling unit, detached.....   | 956               | 151       | 134     | 882    | 436        | 682       | 282      | 479      | 525          | 350     | 331      | 128         | 140      | 485            |
| 1 dwelling unit, attached.....   | 23                | 4         | 199     | 43     | 28         | 7         | 453      | 73       | 169          | 3,126   | 420      | 582         | 155      | 73             |
| 1 and 2 dwelling unit, semidetached.....                                 | 191               | 63        | 275     | 148    | 23         | 245       | 534      | 195      | 785          | 1,633   | 223      | 444         | 382      | 329            |
| 2 dwelling unit, other.....  | 685               | 321       | 193     | 1,151  | 754        | 719       | 329      | 427      | 530          | 854     | 634      | 123         | 124      | 431            |
| 3 and 4 dwelling unit.....   | 385               | 265       | 196     | 722    | 267        | 276       | 429      | 524      | 1,215        | 461     | 200      | 182         | 334      |                |
| 5 dwelling unit or more.....   | 255               | 561       | 106     | 537    | 153        | 97        | 432      | 150      | 315          | 1,667   | 341      | 300         | 116      | 337            |
| Trailers.....  | ...               | ...       | 1       | 1      | ...        | 1         | 1        | 1        | 1            | 4       | ...      | 1           | 2        | ...            |
| Vacant nonseasonal not dilapidated dwelling units, for rent or sale..... | 129               | 69        | 21      | 77     | 26         | 35        | 51       | 17       | 72           | 167     | 21       | 32          | 33       | 26             |
| 1 dwelling unit, detached.....   | 33                | 41        | 8       | 14     | 10         | 14        | 7        | 10       | 35           | 3       | 6        | 1           | 11       | 7              |
| 1 dwelling unit, attached.....   | 3                 | 1         | 5       | ...    | 3          | 1         | 8        | ...      | ...          | 31      | ...      | 4           | 6        | 1              |
| 1 and 2 dwelling unit, semidetached.....                                 | 12                | 3         | 4       | 3      | 1          | 2         | 7        | 3        | 8            | 38      | 1        | 6           | 9        | 2              |
| 2 dwelling unit, other.....  | 38                | 4         | ...     | 22     | 6          | 11        | 7        | 2        | 9            | 20      | 2        | 4           | ...      | 5              |
| 3 and 4 dwelling unit.....   | 16                | 8         | 3       | 22     | 4          | 3         | 9        | 1        | 14           | 35      | 7        | 3           | 7        | 5              |
| 5 dwelling unit or more.....   | 27                | 12        | 1       | 16     | 2          | 4         | 13       | 1        | 6            | 40      | 5        | 14          | ...      | 6              |
| All other dwelling units.....  | 77                | 30        | 35      | 76     | 30         | 74        | 75       | 26       | 64           | 238     | 24       | 13          | 52       | 36             |
| All dwelling units.....  | 5,606             | 3,934     | 3,469   | 7,250  | 3,517      | 4,596     | 5,007    | 3,452    | 5,327        | 18,208  | 5,099    | 3,869       | 3,437    | 3,978          |
| WATER SUPPLY   |                   |           |         |        |            |           |          |          |              |         |          |             |          |                |
| Hot and cold piped running water inside structure.....                   | 5,505             | 3,878     | 3,236   | 6,982  | 3,277      | 4,300     | 4,143    | 3,012    | 4,485        | 15,732  | 4,566    | 3,182       | 2,562    | 3,619          |
| Only cold piped running water inside structure.....                      | 49                | 11        | 180     | 182    | 222        | 248       | 766      | 383      | 743          | 2,179   | 503      | 648         | 775      | 324            |
| Piped running water outside structure.....                               | 1                 | ...       | 3       | 2      | 2          | 28        | 2        | 10       | 4            | 5       | 6        | 19          | 3        | 3              |
| No piped running water.....  | 22                | 1         | 12      | 30     | 5          | 13        | 25       | 37       | 46           | 63      | 8        | 3           | 44       | 7              |
| Not reported.....  | 29                | 44        | 40      | 53     | 11         | 34        | 45       | 18       | 43           | 230     | 17       | 30          | 37       | 25             |
| TOILET FACILITIES  |                   |           |         |        |            |           |          |          |              |         |          |             |          |                |
| Flush toilet inside structure, exclusive use.....                        | 5,204             | 3,734     | 3,306   | 6,235  | 3,000      | 4,432     | 4,199    | 2,978    | 4,806        | 16,011  | 4,522    | 3,308       | 2,902    | 3,499          |
| Flush toilet inside structure, shared.....                               | 306               | 149       | 56      | 881    | 439        | 30        | 256      | 308      | 209          | 1,158   | 470      | 135         | 182      | 345            |
| Other toilet facilities (including privy).....                           | 43                | 4         | 48      | 42     | 30         | 67        | 487      | 139      | 240          | 729     | 75       | 382         | 290      | 94             |
| No toilet.....   | 14                | 2         | 14      | 22     | 9          | 23        | 22       | 9        | 28           | 68      | 14       | 11          | 20       | 14             |
| Not reported.....  | 39                | 45        | 45      | 70     | 19         | 38        | 43       | 18       | 44           | 242     | 18       | 33          | 43       | 26             |
| BATHING FACILITIES   |                   |           |         |        |            |           |          |          |              |         |          |             |          |                |
| Installed bathtub or shower, exclusive use.....                          | 5,170             | 3,700     | 3,230   | 5,937  | 2,797      | 4,190     | 3,892    | 2,689    | 4,527        | 15,356  | 4,141    | 1,901       | 2,522    | 3,208          |
| Installed bathtub or shower, shared.....                                 | 308               | 168       | 57      | 928    | 472        | 31        | 255      | 327      | 189          | 1,308   | 440      | 134         | 197      | 344            |
| No bathtub or shower.....  | 86                | 13        | 132     | 267    | 215        | 285       | 805      | 413      | 554          | 1,430   | 498      | 465         | 711      | 398            |
| Not reported.....  | 42                | 53        | 50      | 118    | 33         | 90        | 55       | 23       | 57           | 314     | 20       | 1,369       | 47       | 28             |



Table 17.—OCCUPANCY CHARACTERISTICS, TYPE OF STRUCTURE, AND PLUMBING FACILITIES, FOR STANDARD METROPOLITAN AREAS AND CONSTITUENT COUNTIES, URBANIZED AREAS, AND URBAN PLACES OF 10,000 OR MORE: 1950—Con.

[Percent not shown where less than 0.1]

| Subject  | Urban places—Con. |                 |        |        |         |         |         |          |        |                 |         |         |               |                 |
|--|-------------------|-----------------|--------|--------|---------|---------|---------|----------|--------|-----------------|---------|---------|---------------|-----------------|
|  | Consho-<br>hocken | Cora-<br>opolis | Darby  | Donora | Dormont | Du Bois | Dunmore | Duquesne | Easton | Ellwood<br>City | Erie    | Farrell | Frank-<br>lin | Greens-<br>burg |
| All dwelling units.....  | 2,717             | 3,033           | 3,607  | 3,391  | 4,334   | 3,513   | 5,517   | 4,839    | 10,479 | 3,767           | 37,955  | 3,621   | 3,268         | 5,218           |
| Urban-farm dwelling units.....   | 2                 | 18              | ...    | 1      | 46      | 3       | 4       | 442      | 9      | 1               | 23      | 3       | 1             | 13              |
| OCCUPANCY, TENURE, AND RACE  |                   |                 |        |        |         |         |         |          |        |                 |         |         |               |                 |
| Occupied dwelling units.....   | 2,686             | 2,997           | 3,563  | 3,358  | 4,292   | 3,453   | 5,411   | 4,809    | 10,183 | 3,708           | 37,267  | 3,598   | 3,275         | 5,035           |
| Owner occupied.....  | 1,961             | 1,688           | 2,669  | 1,629  | 2,390   | 1,958   | 3,101   | 2,437    | 5,563  | 2,353           | 19,524  | 2,112   | 1,767         | 2,522           |
| Percent of all occupied.....   | 73.0              | 56.3            | 74.9   | 48.5   | 55.7    | 56.7    | 57.3    | 50.7     | 54.6   | 63.5            | 52.4    | 58.7    | 55.7          | 50.1            |
| White.....   | 1,907             | 1,545           | 2,347  | 1,538  | 2,387   | 1,956   | 3,101   | 2,339    | 5,487  | 2,347           | 19,249  | 1,944   | 1,729         | 2,503           |
| Negro.....   | 54                | 143             | 322    | 91     | 1       | 2       | ...     | 98       | 76     | 6               | 270     | 168     | 38            | 19              |
| Other races.....   | ...               | ...             | ...    | ...    | ...     | ...     | ...     | ...      | ...    | ...             | ...     | ...     | ...           | ...             |
| Renter occupied.....   | 725               | 1,309           | 894    | 1,729  | 1,902   | 1,495   | 2,310   | 2,372    | 4,620  | 1,355           | 17,743  | 1,486   | 1,408         | 2,513           |
| White.....   | 687               | 1,220           | 706    | 1,565  | 1,899   | 1,493   | 2,310   | 2,082    | 4,507  | 1,348           | 17,372  | 1,107   | 1,398         | 2,473           |
| Negro.....   | 38                | 89              | 186    | 163    | 3       | 1       | ...     | 289      | 109    | 7               | 362     | 379     | 9             | 3               |
| Other races.....   | ...               | ...             | ...    | ...    | ...     | ...     | ...     | ...      | ...    | ...             | ...     | ...     | ...           | ...             |
| Nonresident dwelling units.....  | ...               | ...             | 2      | 1      | ...     | 1       | ...     | 1        | 4      | ...             | ...     | ...     | 1             | 3               |
| Vacant dwelling units.....   | 31                | 35              | 41     | 33     | 39      | 57      | 104     | 30       | 293    | 57              | 668     | 23      | 91            | 181             |
| Nonseasonal not dilapidated, for rent or sale.....                       | 17                | 19              | 15     | 23     | 22      | 13      | 45      | 16       | 153    | 32              | 275     | 8       | 53            | 138             |
| Percent of all dwelling units.....                                       | 0.6               | 0.6             | 0.4    | 0.7    | 0.5     | 0.4     | 0.8     | 0.3      | 1.5    | 0.8             | 0.7     | 0.2     | 1.6           | 2.6             |
| For rent.....  | 9                 | 19              | 9      | 19     | 19      | 8       | 35      | 9        | 97     | 19              | 161     | 7       | 32            | 123             |
| For sale only.....   | 8                 | ...             | 6      | 4      | 3       | 5       | 10      | 7        | 56     | 13              | 114     | 1       | 21            | 15              |
| Nonseasonal not dilapidated, not for rent or sale.....                   | 13                | 7               | 23     | 6      | 15      | 36      | 38      | 10       | 111    | 15              | 296     | 7       | 23            | 37              |
| Nonseasonal dilapidated.....   | 1                 | 7               | 1      | 4      | 2       | 7       | 17      | 4        | 23     | 4               | 57      | 7       | 2             | 6               |
| Seasonal.....  | ...               | 2               | 2      | ...    | ...     | 1       | 4       | ...      | 6      | 6               | 40      | 1       | 8             | ...             |
| POPULATION   |                   |                 |        |        |         |         |         |          |        |                 |         |         |               |                 |
| Population in dwelling units, 1950.....                                  | 10,804            | 10,375          | 12,927 | 12,095 | 13,376  | 11,098  | 19,477  | 17,437   | 33,502 | 12,893          | 125,973 | 13,358  | 9,793         | 16,412          |
| Population per occupied dwelling unit.....                               | 4.0               | 3.5             | 3.6    | 3.6    | 3.1     | 3.2     | 3.6     | 3.6      | 3.3    | 3.5             | 3.4     | 3.7     | 3.1           | 3.3             |
| Total population, 1940.....  | 10,776            | 11,086          | 10,334 | 13,180 | 12,974  | 12,080  | 23,086  | 20,693   | 33,589 | 12,329          | 116,955 | 13,899  | 9,948         | 16,743          |
| Population per occupied dwelling unit.....                               | 4.4               | 4.0             | 4.2    | 4.1    | 3.4     | 3.8     | 4.4     | 4.2      | 3.6    | 4.0             | 3.8     | 4.3     | 3.5           | 3.9             |
| TYPE OF STRUCTURE  |                   |                 |        |        |         |         |         |          |        |                 |         |         |               |                 |
| All dwelling units.....  | 2,717             | 3,033           | 3,607  | 3,391  | 4,334   | 3,513   | 5,517   | 4,839    | 10,479 | 3,767           | 37,955  | 3,621   | 3,268         | 5,218           |
| 1 dwelling unit, detached.....   | 590               | 1,841           | 219    | 1,567  | 2,104   | 2,333   | 2,427   | 1,887    | 2,581  | 2,338           | 17,184  | 2,223   | 1,927         | 2,730           |
| 1 dwelling unit, attached.....   | 637               | 177             | 1,783  | 11     | 30      | 28      | 16      | 110      | 1,343  | 50              | 570     | 353     | 89            | 52              |
| 1 and 2 dwelling unit, semidetached.....                                 | 2,049             | 96              | 1,121  | 164    | 262     | 228     | 321     | 389      | 3,642  | 186             | 697     | 89      | 183           | 60              |
| 2 dwelling unit, other.....  | 1,211             | 638             | 188    | 874    | 426     | 1,852   | 1,226   | 1,170    | 740    | 11,466          | 598     | 594     | 1,126         | 267             |
| 3 and 4 dwelling unit.....   | 216               | 290             | 207    | 505    | 266     | 155     | 714     | 489      | 978    | 318             | 4,466   | 243     | 335           | 1,126           |
| 5 to 9 dwelling unit.....  | 35                | 124             | 52     | 189    | 767     | 339     | 185     | 528      | 600    | 131             | 2,486   | 94      | 124           | 622             |
| 10 to 19 dwelling unit.....  | 16                | 20              | 37     | 61     | 111     | ...     | ...     | 73       | 113    | ...             | 655     | 21      | 44            | 110             |
| 20 to 49 dwelling unit.....  | ...               | ...             | ...    | 20     | ...     | ...     | ...     | 115      | 50     | ...             | 190     | ...     | ...           | 47              |
| 50 dwelling unit or more.....  | ...               | ...             | ...    | ...    | ...     | ...     | ...     | ...      | ...    | ...             | ...     | ...     | ...           | ...             |
| Trailers.....  | ...               | 7               | ...    | ...    | 2       | 4       | 2       | 22       | 2      | 4               | 61      | ...     | 9             | 5               |
| Owner-occupied dwelling units.....                                       | 1,961             | 1,688           | 2,669  | 1,629  | 2,390   | 1,958   | 3,101   | 2,437    | 5,563  | 2,353           | 19,524  | 2,112   | 1,767         | 2,522           |
| 1 dwelling unit, detached.....   | 463               | 1,361           | 149    | 1,154  | 1,857   | 1,688   | 2,037   | 1,571    | 2,005  | 1,935           | 13,741  | 1,760   | 1,427         | 1,937           |
| 1 dwelling unit, attached.....   | 480               | 11              | 1,592  | 3      | 15      | 7       | 4       | 28       | 705    | 13              | 210     | 80      | 15            | 12              |
| 1 and 2 dwelling unit, semidetached.....                                 | 866               | 26              | 838    | 77     | 83      | 72      | 125     | 134      | 2,255  | 57              | 256     | 23      | 45            | 75              |
| 2 dwelling unit, other.....  | 99                | 214             | 53     | 309    | 329     | 133     | 744     | 483      | 423    | 284             | 4,214   | 199     | 202           | 368             |
| 3 and 4 dwelling unit.....   | 47                | 56              | 31     | 73     | 72      | 46      | 176     | 151      | 144    | 58              | 791     | 41      | 52            | 115             |
| 5 dwelling unit or more.....   | 6                 | 16              | 6      | 13     | 33      | 8       | 13      | 69       | 29     | 3               | 261     | 9       | 18            | 11              |
| Trailers.....  | ...               | 4               | ...    | ...    | 1       | 4       | 2       | 1        | 2      | 3               | 51      | ...     | 8             | 4               |
| Renter-occupied dwelling units.....                                      | 725               | 1,309           | 894    | 1,729  | 1,902   | 1,495   | 2,310   | 2,372    | 4,620  | 1,355           | 17,743  | 1,486   | 1,408         | 2,513           |
| 1 dwelling unit, detached.....   | 82                | 467             | 64     | 402    | 233     | 605     | 342     | 303      | 494    | 374             | 3,134   | 449     | 449           | 744             |
| 1 dwelling unit, attached.....   | 146               | 6               | 177    | 8      | 14      | 20      | 12      | 82       | 607    | 36              | 349     | 272     | 36            | 43              |
| 1 and 2 dwelling unit, semidetached.....                                 | 147               | 68              | 268    | 86     | 173     | 152     | 192     | 253      | 1,309  | 129             | 420     | 64      | 132           | 187             |
| 2 dwelling unit, other.....  | 141               | 421             | 134    | 557    | 452     | 284     | 1,078   | 738      | 721    | 437             | 7,068   | 395     | 378           | 729             |
| 3 and 4 dwelling unit.....   | 165               | 226             | 172    | 420    | 192     | 107     | 516     | 332      | 788    | 252             | 3,777   | 201     | 265           | 495             |
| 5 dwelling unit or more.....   | 44                | 118             | 79     | 256    | 837     | 327     | 170     | 643      | 701    | 126             | 2,985   | 105     | 147           | 314             |
| Trailers.....  | ...               | 3               | ...    | ...    | 1       | ...     | ...     | 21       | ...    | 1               | 10      | ...     | 1             | 1               |
| Vacant nonseasonal not dilapidated dwelling units, for rent or sale..... | 17                | 19              | 15     | 23     | 22      | 13      | 45      | 16       | 153    | 32              | 275     | 8       | 53            | 138             |
| 1 dwelling unit, detached.....   | 3                 | 2               | 2      | 7      | 4       | 7       | 14      | 4        | 44     | 14              | 122     | 5       | 27            | 21              |
| 1 dwelling unit, attached.....   | 6                 | ...             | 2      | ...    | ...     | ...     | ...     | ...      | 11     | 1               | 7       | 1       | ...           | ...             |
| 1 and 2 dwelling unit, semidetached.....                                 | 1                 | 1               | 8      | 1      | 4       | ...     | ...     | 1        | 42     | ...             | 8       | ...     | 4             | 5               |
| 2 dwelling unit, other.....  | 3                 | 2               | ...    | 6      | 7       | 4       | 12      | 3        | 17     | 12              | 59      | 2       | 7             | 20              |
| 3 and 4 dwelling unit.....   | 3                 | 5               | 1      | 8      | 1       | 1       | 13      | 4        | 20     | 3               | 42      | ...     | 13            | 9               |
| 5 dwelling unit or more.....   | 1                 | 9               | 2      | 1      | 6       | 1       | 2       | 4        | 19     | 2               | 37      | ...     | 2             | 83              |
| All other dwelling units.....  | 14                | 17              | 29     | 10     | 20      | 47      | 61      | 14       | 143    | 27              | 413     | 15      | 40            | 45              |
| All dwelling units.....  | 2,717             | 3,033           | 3,607  | 3,391  | 4,334   | 3,513   | 5,517   | 4,839    | 10,479 | 3,767           | 37,955  | 3,621   | 3,268         | 5,218           |
| WATER SUPPLY   |                   |                 |        |        |         |         |         |          |        |                 |         |         |               |                 |
| Hot and cold piped running water inside structure.....                   | 2,441             | 2,895           | 3,507  | 2,787  | 4,291   | 3,346   | 4,861   | 4,179    | 9,191  | 3,609           | 35,663  | 3,198   | 3,017         | 4,976           |
| Only cold piped running water inside structure.....                      | 259               | 84              | 71     | 593    | 3       | 115     | 621     | 636      | 1,066  | 126             | 1,704   | 406     | 180           | 172             |
| Piped running water outside structure.....                               | ...               | 1               | 1      | 3      | ...     | 4       | 2       | ...      | 29     | 4               | 58      | 4       | ...           | 1               |
| No piped running water.....  | 5                 | 13              | ...    | 4      | ...     | 13      | 7       | 9        | 106    | 18              | 212     | 6       | 28            | 10              |
| Not reported.....  | 12                | 40              | 28     | 4      | 40      | 35      | 26      | 15       | 87     | 10              | 318     | 7       | 43            | 59              |
| TOILET FACILITIES  |                   |                 |        |        |         |         |         |          |        |                 |         |         |               |                 |
| Flush toilet inside structure, exclusive use.....                        | 2,337             | 2,601           | 3,484  | 3,108  | 4,117   | 3,204   | 5,192   | 3,960    | 9,385  | 3,371           | 34,440  | 3,204   | 2,862         | 4,718           |
| Flush toilet inside structure, shared.....                               | 234               | 344             | 78     | 198    | 168     | 229     | 102     | 712      | 566    | 338             | 2,568   | 350     | 266           | 382             |
| Other toilet facilities (including privy).....                           | 106               | 36              | 8      | 69     | 6       | 33      | 163     | 91       | 408    | 39              | 448     | 42      | 75            | 24              |
| No toilet.....   | 20                | 8               | 6      | 9      | ...     | 9       | 30      | 36       | 32     | 8               | 151     | 18      | 14            | 33              |
| Not reported.....  | 20                | 44              | 31     | 7      | 43      | 38      | 30      | 40       | 88     | 11              | 348     | 7       | 51            | 61              |
| BATHING FACILITIES   |                   |                 |        |        |         |         |         |          |        |                 |         |         |               |                 |
| Installed bathtub or shower, exclusive use.....                          | 2,288             | 2,496           | 3,462  | 2,542  | 4,097   | 3,100   | 4,695   | 3,400    | 8,739  | 3,195           | 32,718  | 2,828   | 2,704         | 4,481           |
| Installed bathtub or shower, shared.....                                 | 224               | 353             | 85     | 185    | 178     | 241     | 123     | 664      | 534    | 363             | 2,554   | 335     | 269           | 406             |
| No bathtub or shower.....  | 176               | 130             | 21     | 651    | 9       | 130     | 662     | 616      | 1,105  | 197             | 2,253   | 443     | 240           | 250             |
| Not reported.....  | 29                | 54              | 39     | 13     | 50      | 42      | 37      | 159      | 101    | 12              | 430     | 15      | 55            | 81              |

Table 17.—OCCUPANCY CHARACTERISTICS, TYPE OF STRUCTURE, AND PLUMBING FACILITIES, FOR STANDARD METROPOLITAN AREAS AND CONSTITUENT COUNTIES, URBANIZED AREAS, AND URBAN PLACES OF 10,000 OR MORE: 1950—Con.

[Percent not shown where less than 0.1]

| Subject   | Urban places—Con. |                 |                |                |         |                |                |               |                |                |         |         |                |               |
|---|-------------------|-----------------|----------------|----------------|---------|----------------|----------------|---------------|----------------|----------------|---------|---------|----------------|---------------|
|   | Hanover           | Harris-<br>burg | Hastle-<br>ton | Home-<br>stead | Indiana | Jean-<br>nette | Johns-<br>town | Kings-<br>ton | Lan-<br>caster | Lans-<br>downe | Latrobe | Lebanon | Lewis-<br>town | Lock<br>Haven |
| All dwelling units.....   | 4,468             | 28,209          | 9,883          | 2,806          | 3,552   | 4,799          | 17,475         | 6,315         | 19,157         | 3,810          | 3,375   | 8,295   | 4,569          | 3,389         |
| Urban-farm dwelling units.....  | 13                | 12              | 4              | 205            | 1       | 6              | 8              | 6             | 18             | 8              | 3       | 6       | 3              | ...           |
| OCCUPANCY, TENURE, AND RACE   |                   |                 |                |                |         |                |                |               |                |                |         |         |                |               |
| Occupied dwelling units.....  | 4,366             | 27,570          | 9,782          | 2,784          | 3,463   | 4,714          | 17,308         | 6,224         | 18,846         | 3,774          | 3,303   | 8,122   | 4,452          | 3,322         |
| Owner occupied.....   | 2,275             | 13,113          | 4,715          | 1,048          | 1,781   | 2,541          | 7,371          | 3,127         | 9,661          | 2,602          | 2,036   | 4,174   | 2,113          | 1,442         |
| Percent of all occupied.....  | 52.1              | 47.6            | 48.2           | 37.6           | 51.4    | 53.9           | 42.6           | 50.2          | 51.3           | 68.9           | 61.6    | 51.4    | 47.5           | 43.4          |
| White.....  | 2,275             | 12,256          | 4,711          | 965            | 1,781   | 2,512          | 7,209          | 3,126         | 9,492          | 2,558          | 2,032   | 4,163   | 2,098          | 1,438         |
| Negro.....  | ...               | 855             | 4              | 83             | ...     | 29             | 161            | ...           | 167            | 44             | 3       | 11      | 15             | 4             |
| Other races.....  | ...               | 2               | ...            | ...            | ...     | 1              | 1              | ...           | ...            | 1              | ...     | ...     | ...            | ...           |
| Renter occupied.....  | 2,091             | 14,457          | 5,067          | 1,736          | 1,682   | 2,173          | 9,937          | 3,097         | 9,185          | 1,172          | 1,267   | 3,948   | 2,339          | 1,880         |
| White.....  | 2,090             | 12,892          | 5,067          | 1,473          | 1,678   | 2,133          | 9,558          | 3,097         | 8,884          | 1,162          | 1,266   | 3,935   | 2,326          | 1,878         |
| Negro.....  | 1                 | 1,564           | ...            | 262            | 3       | 40             | 377            | ...           | 300            | 10             | 1       | 11      | 12             | 2             |
| Other races.....  | ...               | 1               | ...            | 1              | 1       | ...            | 2              | ...           | 1              | ...            | ...     | 2       | 1              | ...           |
| Nonresident dwelling units.....   | 2                 | 2               | 2              | 1              | 2       | ...            | 4              | ...           | 8              | 4              | ...     | 3       | ...            | ...           |
| Vacant dwelling units.....  | 100               | 619             | 99             | 21             | 87      | 85             | 163            | 91            | 303            | 32             | 72      | 170     | 117            | 67            |
| Nonseasonal not dilapidated, for rent or sale.....                          | 30                | 368             | 39             | 15             | 50      | 50             | 70             | 55            | 143            | 17             | 56      | 81      | 60             | 20            |
| Percent of all dwelling units.....  | 0.7               | 1.3             | 0.4            | 0.5            | 1.4     | 1.0            | 0.4            | 0.9           | 0.7            | 0.4            | 1.7     | 1.0     | 1.3            | 0.6           |
| For rent.....   | 16                | 298             | 28             | 14             | 38      | 38             | 56             | 36            | 107            | 12             | 52      | 48      | 47             | 15            |
| For sale only.....  | 14                | 70              | 11             | 1              | 12      | 12             | 14             | 19            | 36             | 5              | 4       | 33      | 13             | 5             |
| Nonseasonal not dilapidated, not for rent or sale.....                      | 60                | 187             | 44             | 4              | 31      | 27             | 57             | 23            | 130            | 12             | 11      | 66      | 35             | 31            |
| Nonseasonal dilapidated.....  | 5                 | 55              | 14             | 2              | 4       | 7              | 28             | 3             | 26             | 1              | 2       | 18      | 16             | 11            |
| Seasonal.....   | 5                 | 9               | 2              | ...            | 2       | 1              | 8              | 10            | 4              | 2              | 3       | 5       | 6              | 5             |
| POPULATION  |                   |                 |                |                |         |                |                |               |                |                |         |         |                |               |
| Population in dwelling units, 1950.....                                     | 13,861            | 86,565          | 34,726         | 9,708          | 10,629  | 16,096         | 61,833         | 20,850        | 61,157         | 12,115         | 11,554  | 27,884  | 13,744         | 10,742        |
| Population per occupied dwelling unit.....                                  | 3.2               | 3.1             | 3.5            | 3.5            | 3.1     | 3.4            | 3.6            | 3.3           | 3.2            | 3.5            | 3.5     | 3.4     | 3.1            | 3.2           |
| Total population, 1940.....   | 13,076            | 83,893          | 38,009         | 19,041         | 10,050  | 16,220         | 66,668         | 20,679        | 61,345         | 10,837         | 11,111  | 27,206  | 13,017         | 10,810        |
| Population per occupied dwelling unit.....                                  | 3.6               | 3.5             | 4.3            | 4.1            | 3.6     | 3.9            | 4.1            | 3.8           | 3.6            | 3.5            | 3.9     | 3.7     | 3.5            | 3.8           |
| TYPE OF STRUCTURE   |                   |                 |                |                |         |                |                |               |                |                |         |         |                |               |
| All dwelling units.....   | 4,468             | 28,209          | 9,883          | 2,806          | 3,552   | 4,799          | 17,475         | 6,315         | 19,157         | 3,810          | 3,375   | 8,295   | 4,569          | 3,389         |
| 1 dwelling unit, detached.....  | 2,084             | 1,926           | 2,303          | 946            | 2,132   | 2,453          | 5,963          | 2,576         | 1,401          | 1,034          | 2,155   | 1,663   | 1,859          | 1,492         |
| 1 dwelling unit, attached.....  | 54                | 9,874           | 406            | 92             | 35      | 197            | 387            | 138           | 7,642          | 244            | 40      | 1,555   | 253            | 40            |
| 1 and 2 dwelling unit, semidetached.....                                    | 1,228             | 6,740           | 4,289          | 292            | 104     | 616            | 4,521          | 1,492         | 4,269          | 1,696          | 110     | 3,074   | 1,018          | 462           |
| 2 dwelling unit, other.....   | 552               | 3,250           | 886            | 694            | 748     | 928            | 2,436          | 936           | 2,010          | 156            | 634     | 690     | 614            | 602           |
| 3 and 4 dwelling unit.....  | 366               | 3,763           | 1,322          | 212            | 390     | 460            | 2,421          | 694           | 2,134          | 329            | 262     | 697     | 575            | 460           |
| 5 to 9 dwelling unit.....   | 141               | 1,563           | 499            | 555            | 113     | 112            | 1,303          | 334           | 1,242          | 169            | 83      | 413     | 185            | 227           |
| 10 to 19 dwelling unit.....   | 41                | 627             | 157            | 15             | 14      | 29             | 297            | 112           | 282            | 58             | 22      | 172     | 60             | 93            |
| 20 to 49 dwelling unit.....   | ...               | 156             | 21             | ...            | ...     | ...            | 118            | 25            | 157            | 62             | 66      | 25      | ...            | ...           |
| 50 dwelling unit or more.....   | ...               | 288             | ...            | ...            | ...     | ...            | ...            | ...           | 60             | ...            | ...     | ...     | ...            | ...           |
| Trailers.....   | 2                 | 22              | 4              | ...            | 16      | 4              | 29             | 8             | 20             | 2              | 3       | 6       | 5              | 13            |
| Owner-occupied dwelling units.....  | 2,275             | 13,113          | 4,715          | 1,048          | 1,781   | 2,541          | 7,371          | 3,127         | 9,661          | 2,602          | 2,036   | 4,174   | 2,113          | 1,442         |
| 1 dwelling unit, detached.....  | 1,579             | 1,429           | 1,756          | 677            | 1,437   | 1,894          | 4,325          | 2,086         | 889            | 885            | 1,695   | 1,231   | 1,320          | 1,007         |
| 1 dwelling unit, attached.....  | 23                | 5,618           | 164            | 23             | 6       | 12             | 71             | 44            | 4,990          | 188            | 13      | 834     | 97             | 10            |
| 1 and 2 dwelling unit, semidetached.....                                    | 437               | 4,446           | 1,983          | 66             | 20      | 192            | 1,505          | 508           | 2,739          | 1,383          | 26      | 1,796   | 416            | 133           |
| 2 dwelling unit, other.....   | 169               | 955             | 380            | 205            | 230     | 339            | 917            | 321           | 658            | 70             | 245     | 204     | 176            | 183           |
| 3 and 4 dwelling unit.....  | 52                | 501             | 325            | 67             | 63      | 89             | 437            | 123           | 296            | 60             | 46      | 83      | 82             | 77            |
| 5 dwelling unit or more.....  | 15                | 150             | 105            | 10             | 12      | 13             | 94             | 38            | 76             | 15             | 9       | 123     | 18             | 20            |
| Trailers.....   | ...               | 14              | 2              | ...            | 13      | 2              | 22             | 7             | 13             | 1              | 2       | 3       | 4              | 12            |
| Renter-occupied dwelling units.....   | 2,091             | 14,457          | 5,067          | 1,736          | 1,682   | 2,173          | 9,937          | 3,097         | 9,185          | 1,172          | 1,267   | 3,948   | 2,339          | 1,880         |
| 1 dwelling unit, detached.....  | 437               | 461             | 517            | 267            | 657     | 521            | 1,592          | 461           | 482            | 142            | 437     | 379     | 494            | 455           |
| 1 dwelling unit, attached.....  | 31                | 4,107           | 238            | 69             | 27      | 185            | 311            | 90            | 2,573          | 54             | 26      | 704     | 150            | 28            |
| 1 and 2 dwelling unit, semidetached.....                                    | 776               | 2,214           | 2,263          | 221            | 78      | 417            | 2,986          | 967           | 1,464          | 301            | 82      | 1,221   | 578            | 323           |
| 2 dwelling unit, other.....   | 376               | 2,116           | 502            | 481            | 497     | 569            | 1,490          | 594           | 1,315          | 82             | 388     | 471     | 423            | 401           |
| 3 and 4 dwelling unit.....  | 305               | 3,143           | 983            | 142            | 313     | 360            | 1,949          | 560           | 1,785          | 263            | 215     | 597     | 476            | 376           |
| 5 dwelling unit or more.....  | 164               | 2,408           | 562            | 556            | 107     | 119            | 1,602          | 424           | 1,559          | 329            | 118     | 573     | 217            | 296           |
| Trailers.....   | 2                 | 8               | 2              | ...            | 3       | 2              | 7              | 1             | 7              | 1              | 1       | 3       | 1              | 1             |
| Vacant nonseasonal not dilapidated<br>dwelling units, for rent or sale..... | 30                | 368             | 39             | 15             | 50      | 50             | 70             | 55            | 143            | 17             | 56      | 81      | 60             | 20            |
| 1 dwelling unit, detached.....  | 18                | 9               | 9              | 3              | 20      | 17             | 16             | 20            | 10             | 3              | 8       | 22      | 18             | 5             |
| 1 dwelling unit, attached.....  | ...               | 60              | 2              | ...            | 1       | ...            | 1              | 2             | 29             | 1              | ...     | 6       | 3              | ...           |
| 1 and 2 dwelling unit, semidetached.....                                    | 3                 | 35              | 13             | 3              | 2       | 5              | 10             | 7             | 24             | 5              | 2       | 26      | 11             | 3             |
| 2 dwelling unit, other.....   | 1                 | 150             | 1              | 3              | 11      | 13             | 15             | 13            | 21             | 2              | 2       | 8       | 9              | 5             |
| 3 and 4 dwelling unit.....  | 7                 | 67              | 10             | 3              | 10      | 6              | 17             | 9             | 27             | 2              | 1       | 9       | 12             | 3             |
| 5 dwelling unit or more.....  | 1                 | 47              | 4              | 3              | 6       | 9              | 11             | 4             | 32             | 4              | 43      | 10      | 7              | 4             |
| All other dwelling units.....   | 72                | 271             | 62             | 7              | 39      | 35             | 97             | 36            | 168            | 19             | 16      | 92      | 57             | 47            |
| All dwelling units.....   | 4,468             | 28,209          | 9,883          | 2,806          | 3,552   | 4,799          | 17,475         | 6,315         | 19,157         | 3,810          | 3,375   | 8,295   | 4,569          | 3,389         |
| WATER SUPPLY  |                   |                 |                |                |         |                |                |               |                |                |         |         |                |               |
| Hot and cold piped running water inside structure.....                      | 3,961             | 25,785          | 9,077          | 2,567          | 3,382   | 4,459          | 14,775         | 6,157         | 17,252         | 3,748          | 3,122   | 7,325   | 3,963          | 3,028         |
| Only cold piped running water inside structure.....                         | 434               | 2,012           | 749            | 221            | 135     | 312            | 2,531          | 133           | 1,673          | 11             | 220     | 820     | 539            | 294           |
| Piped running water outside structure.....                                  | 6                 | 112             | ...            | 1              | 4       | 1              | 1              | ...           | 24             | ...            | 2       | 54      | 4              | 6             |
| No piped running water.....   | 34                | 146             | 5              | 7              | 17      | 13             | 56             | ...           | 122            | 3              | 15      | 45      | 31             | 24            |
| Not reported.....   | 33                | 154             | 52             | 10             | 14      | 14             | 103            | 25            | 86             | 48             | 16      | 51      | 32             | 37            |
| TOILET FACILITIES   |                   |                 |                |                |         |                |                |               |                |                |         |         |                |               |
| Flush toilet inside structure, exclusive use.....                           | 4,109             | 23,512          | 9,646          | 2,385          | 3,154   | 4,180          | 15,050         | 6,189         | 16,299         | 3,736          | 2,868   | 7,130   | 4,179          | 3,018         |
| Flush toilet inside structure, shared.....                                  | 214               | 2,770           | 124            | 352            | 321     | 477            | 1,595          | 74            | 1,380          | 8              | 400     | 517     | 177            | 187           |
| Other toilet facilities (including privy).....                              | 93                | 1,628           | 25             | 42             | 48      | 101            | 650            | 20            | 1,295          | 2              | 82      | 550     | 148            | 128           |
| No toilet.....  | 15                | 119             | 21             | 11             | 13      | 17             | 67             | 5             | 72             | 3              | 8       | 34      | 30             | 8             |
| Not reported.....   | 37                | 180             | 67             | 16             | 16      | 24             | 113            | 27            | 111            | 61             | 17      | 64      | 35             | 48            |
| BATHING FACILITIES  |                   |                 |                |                |         |                |                |               |                |                |         |         |                |               |
| Installed bathtub or shower, exclusive use.....                             | 3,702             | 23,095          | 8,333          | 2,206          | 3,040   | 3,858          | 12,942         | 5,974         | 15,757         | 3,703          | 2,623   | 6,564   | 3,852          | 2,784         |
| Installed bathtub or shower, shared.....                                    | 184               | 2,748           | 134            | 347            | 337     | 514            | 1,487          | 77            | 1,391          | 7              | 378     | 515     | 171            | 190           |
| No bathtub or shower.....   | 494               | 2,161           | 1,311          | 231            | 150     | 400            | 2,917          | 196           | 1,865          | 8              | 348     | 1,137   | 464            | 368           |
| Not reported.....   | 88                | 205             | 105            | 22             | 25      | 27             | 129            | 68            | 144            | 92             | 26      | 79      | 82             | 47            |

Table 17.—OCCUPANCY CHARACTERISTICS, TYPE OF STRUCTURE, AND PLUMBING FACILITIES, FOR STANDARD METROPOLITAN AREAS AND CONSTITUENT COUNTIES, URBANIZED AREAS, AND URBAN PLACES OF 10,000 OR MORE: 1950—Con.

[Percent not shown where less than 0.1]

| Subject   | Urban places—Con. |              |              |           |          |              |         |           |            |                |            |                |          |              |
|---|-------------------|--------------|--------------|-----------|----------|--------------|---------|-----------|------------|----------------|------------|----------------|----------|--------------|
|   | McKeesport        | McKees Rocks | Mahanoy City | Meadville | Monessen | Mount Carmel | Munhall | Nanticoke | New Castle | New Kensington | Norristown | North Braddock | Oak City | Philadelphia |
| All dwelling units  | 15,039            | 4,679        | 3,236        | 6,204     | 5,174    | 4,039        | 4,688   | 6,008     | 14,282     | 7,426          | 9,180      | 4,007          | 5,930    | 599,495      |
| Urban-farm dwelling units   | 5                 | 5            | ...          | 12        | 2        | 4            | 14      | 11        | 13         | 11             | 26         | ...            | 4        | 446          |
| OCCUPANCY, TENURE, AND RACE   |                   |              |              |           |          |              |         |           |            |                |            |                |          |              |
| Occupied dwelling units   | 14,851            | 4,637        | 3,144        | 5,985     | 5,089    | 3,968        | 4,635   | 5,944     | 14,093     | 7,307          | 9,083      | 3,979          | 5,814    | 584,698      |
| Owner occupied  | 7,151             | 1,729        | 1,823        | 2,506     | 2,587    | 2,519        | 2,895   | 2,663     | 8,380      | 3,959          | 5,652      | 1,991          | 3,340    | 328,035      |
| Percent of all occupied   | 48.2              | 37.3         | 58.0         | 41.9      | 50.8     | 63.5         | 62.5    | 44.8      | 59.5       | 54.2           | 62.2       | 50.0           | 57.4     | 56.1         |
| White   | 6,992             | 1,716        | 1,823        | 2,429     | 2,522    | 2,519        | 2,889   | 2,662     | 8,180      | 3,874          | 5,343      | 1,931          | 3,325    | 298,596      |
| Negro   | 156               | 11           | ...          | 77        | 64       | ...          | 5       | 1         | 199        | 84             | 308        | 60             | 15       | 29,149       |
| Other races   | 3                 | 2            | ...          | ...       | 1        | ...          | ...     | ...       | 1          | 1              | 1          | ...            | ...      | 290          |
| Renter occupied   | 7,700             | 2,908        | 1,321        | 3,479     | 2,502    | 1,449        | 1,740   | 3,281     | 5,713      | 3,348          | 3,431      | 1,988          | 2,474    | 256,663      |
| White   | 7,171             | 2,774        | 1,321        | 3,392     | 2,271    | 1,449        | 1,730   | 3,281     | 5,455      | 3,135          | 3,224      | 1,880          | 2,464    | 185,417      |
| Negro   | 524               | 131          | ...          | 87        | 226      | ...          | 10      | ...       | 257        | 212            | 206        | 108            | 10       | 70,732       |
| Other races   | 5                 | 3            | ...          | ...       | 5        | ...          | ...     | ...       | 1          | 1              | 1          | ...            | ...      | 514          |
| Nonresident dwelling units  | 12                | 2            | 1            | 12        | 3        | 1            | 1       | 1         | 1          | 3              | 2          | ...            | 2        | 608          |
| Vacant dwelling units   | 176               | 40           | 91           | 207       | 82       | 70           | 52      | 63        | 188        | 116            | 95         | 28             | 114      | 14,189       |
| Nonseasonal not dilapidated, for rent or sale                       | 83                | 23           | 23           | 93        | 29       | 24           | 22      | 24        | 96         | 71             | 50         | 8              | 42       | 7,613        |
| Percent of all dwelling units                                       | 0.6               | 0.5          | 0.7          | 1.5       | 0.6      | 0.6          | 0.5     | 0.4       | 0.7        | 1.0            | 0.5        | 0.2            | 0.7      | 1.3          |
| For rent  | 65                | 20           | 13           | 82        | 27       | 14           | 11      | 9         | 78         | 58             | 33         | 7              | 32       | 4,836        |
| For sale only   | 18                | 3            | 10           | 11        | 2        | 10           | 11      | 5         | 18         | 13             | 17         | 1              | 10       | 2,777        |
| Nonseasonal not dilapidated, not for rent or sale                   | 49                | 9            | 50           | 80        | 28       | 40           | 27      | 28        | 63         | 33             | 30         | 13             | 44       | 4,519        |
| Nonseasonal dilapidated   | 28                | 8            | 16           | 30        | 20       | 4            | 3       | 10        | 26         | 10             | 13         | 5              | 19       | 1,588        |
| Seasonal  | 16                | ...          | 2            | 4         | 5        | 2            | ...     | 1         | 3          | 2              | 2          | 2              | 2        | 369          |
| POPULATION  |                   |              |              |           |          |              |         |           |            |                |            |                |          |              |
| Population in dwelling units, 1950                                  | 50,762            | 15,919       | 10,856       | 17,945    | 17,581   | 14,074       | 16,404  | 20,056    | 48,102     | 24,895         | 34,357     | 14,710         | 19,260   | 1,989,903    |
| Population per occupied dwelling unit                               | 3.4               | 3.4          | 3.5          | 3.0       | 3.5      | 3.5          | 3.5     | 3.4       | 3.4        | 3.4            | 3.8        | 3.7            | 3.3      | 3.4          |
| Total population, 1940  | 55,355            | 17,021       | 13,442       | 18,919    | 20,257   | 17,780       | 13,900  | 24,387    | 47,638     | 24,055         | 38,181     | 15,679         | 20,379   | 1,931,334    |
| Population per occupied dwelling unit                               | 3.9               | 4.1          | 4.2          | 3.5       | 4.1      | 4.3          | 3.9     | 4.2       | 3.7        | 3.8            | 4.5        | 4.1            | 3.7      | 3.8          |
| TYPE OF STRUCTURE   |                   |              |              |           |          |              |         |           |            |                |            |                |          |              |
| All dwelling units  | 15,039            | 4,679        | 3,236        | 6,204     | 5,174    | 4,039        | 4,688   | 6,008     | 14,282     | 7,426          | 9,180      | 4,007          | 5,930    | 599,495      |
| 1 dwelling unit, detached   | 6,968             | 1,346        | 83           | 2,575     | 2,171    | 742          | 2,466   | 2,219     | 8,184      | 3,920          | 801        | 1,784          | 3,488    | 22,320       |
| 1 dwelling unit, attached   | 172               | 141          | 2,618        | 32        | 34       | 1,204        | 261     | 95        | 198        | 34             | 2,767      | 41             | 28       | 340,303      |
| 1 and 2 dwelling unit, semidetached                                 | 709               | 269          | 188          | 661       | 197      | 1,417        | 66      | 1,434     | 692        | 194            | 3,296      | 206            | 251      | 30,115       |
| 2 dwelling unit, other  | 3,574             | 1,048        | 188          | 1,344     | 1,480    | 374          | 1,066   | 1,158     | 2,660      | 1,882          | 878        | 1,012          | 1,350    | 34,596       |
| 3 and 4 dwelling unit   | 1,759             | 790          | 123          | 1,046     | 854      | 225          | 342     | 839       | 1,475      | 784            | 1,001      | 663            | 607      | 58,725       |
| 5 to 9 dwelling unit  | 1,185             | 563          | 36           | 445       | 402      | 60           | 314     | 180       | 574        | 511            | 323        | 285            | 188      | 49,823       |
| 10 to 19 dwelling unit  | 554               | 451          | ...          | 91        | 34       | 16           | 170     | 31        | 355        | 92             | 56         | 16             | 17       | 5,580        |
| 20 to 49 dwelling unit  | 113               | 68           | ...          | ...       | ...      | ...          | ...     | 51        | 120        | ...            | 35         | ...            | ...      | 6,985        |
| 50 dwelling unit or more  | ...               | ...          | ...          | ...       | ...      | ...          | ...     | ...       | ...        | ...            | ...        | ...            | ...      | 10,911       |
| Trailers  | 5                 | 3            | ...          | 10        | 2        | 1            | 3       | 1         | 24         | 9              | 23         | ...            | 1        | 337          |
| Owner-occupied dwelling units                                       | 7,151             | 1,729        | 1,823        | 2,506     | 2,587    | 2,519        | 2,895   | 2,663     | 8,380      | 3,959          | 5,652      | 1,991          | 3,340    | 328,035      |
| 1 dwelling unit, detached   | 5,424             | 1,053        | 38           | 1,780     | 1,789    | 516          | 2,172   | 1,509     | 6,742      | 2,891          | 612        | 1,402          | 2,723    | 16,599       |
| 1 dwelling unit, attached   | 28                | 30           | 1,619        | 6         | 16       | 791          | 172     | 32        | 50         | 17             | 2,010      | 9              | 6        | 246,352      |
| 1 and 2 dwelling unit, semidetached                                 | 150               | 63           | 93           | 153       | 64       | 932          | 22      | 582       | 231        | 51             | 2,493      | 74             | 44       | 36,834       |
| 2 dwelling unit, other  | 1,256             | 382          | 53           | 372       | 562      | 202          | 441     | 362       | 1,025      | 596            | 307        | 367            | 459      | 17,662       |
| 3 and 4 dwelling unit   | 241               | 114          | 16           | 143       | 132      | 68           | 75      | 165       | 265        | 140            | 180        | 126            | 86       | 6,044        |
| 5 dwelling unit or more   | 48                | 65           | 4            | 3         | 2        | 1            | 2       | 1         | 23         | 6              | 20         | ...            | 21       | 4,273        |
| Trailers  | 4                 | ...          | ...          | ...       | ...      | ...          | ...     | ...       | ...        | ...            | ...        | ...            | ...      | 271          |
| Renter-occupied dwelling units                                      | 7,700             | 2,908        | 1,321        | 3,479     | 2,502    | 1,449        | 1,740   | 3,281     | 5,713      | 3,348          | 3,431      | 1,988          | 2,474    | 256,663      |
| 1 dwelling unit, detached   | 1,462             | 285          | 39           | 737       | 355      | 212          | 259     | 693       | 1,372      | 981            | 173        | 371            | 709      | 5,074        |
| 1 dwelling unit, attached   | 142               | 87           | 931          | 24        | 18       | 395          | 88      | 62        | 146        | 17             | 723        | 32             | 20       | 87,317       |
| 1 and 2 dwelling unit, semidetached                                 | 538               | 203          | 88           | 483       | 124      | 452          | 44      | 833       | 448        | 140            | 780        | 130            | 200      | 12,161       |
| 2 dwelling unit, other  | 2,284             | 661          | 126          | 929       | 896      | 170          | 614     | 787       | 1,605      | 1,255          | 561        | 634            | 872      | 35,290       |
| 3 and 4 dwelling unit   | 1,491             | 668          | 105          | 857       | 714      | 154          | 263     | 667       | 1,186      | 624            | 810        | 533            | 493      | 50,593       |
| 5 dwelling unit or more   | 1,782             | 1,003        | 32           | 442       | 395      | 66           | 471     | 239       | 955        | 328            | 381        | 288            | 180      | 66,162       |
| Trailers  | 1                 | 1            | ...          | 7         | ...      | ...          | 1       | ...       | 1          | 3              | 3          | ...            | ...      | 66           |
| Vacant nonseasonal not dilapidated dwelling units, for rent or sale | 83                | 23           | 23           | 93        | 29       | 24           | 22      | 24        | 96         | 71             | 50         | 8              | 42       | 7,613        |
| 1 dwelling unit, detached   | 31                | 4            | 1            | 16        | 4        | 4            | 12      | 6         | 20         | 25             | 4          | 1              | 14       | 243          |
| 1 dwelling unit, attached   | ...               | 3            | 1.6          | 2         | ...      | 4            | 1       | ...       | 1          | ...            | ...        | ...            | ...      | 2,911        |
| 1 and 2 dwelling unit, semidetached                                 | 8                 | 1            | 2            | 7         | 3        | 15           | ...     | 5         | 5          | 2              | 11         | ...            | 2        | 598          |
| 2 dwelling unit, other  | 23                | 1            | 3            | 27        | 13       | ...          | 6       | 5         | 17         | 19             | 6          | 5              | 8        | 831          |
| 3 and 4 dwelling unit   | 11                | 5            | 1            | 22        | 5        | ...          | 2       | 1         | 17         | 13             | 9          | 2              | 17       | 1,263        |
| 5 dwelling unit or more   | 10                | 9            | ...          | 19        | 4        | 1            | 1       | 7         | 36         | 12             | 2          | ...            | 1        | 1,767        |
| All other dwelling units  | 105               | 19           | 69           | 126       | 56       | 47           | 31      | 40        | 93         | 48             | 47         | 20             | 74       | 7,184        |
| All dwelling units  | 15,039            | 4,679        | 3,236        | 6,204     | 5,174    | 4,039        | 4,688   | 6,008     | 14,282     | 7,426          | 9,180      | 4,007          | 5,930    | 599,495      |
| WATER SUPPLY  |                   |              |              |           |          |              |         |           |            |                |            |                |          |              |
| Hot and cold piped running water inside structure                   | 12,805            | 3,791        | 2,395        | 6,049     | 4,373    | 3,001        | 4,449   | 5,418     | 13,396     | 6,879          | 8,606      | 3,784          | 5,750    | 562,907      |
| Only cold piped running water inside structure                      | 2,129             | 835          | 814          | 69        | 781      | 980          | 190     | 558       | 763        | 481            | 356        | 186            | 100      | 27,556       |
| Piped running water outside structure                               | 17                | 3            | 5            | ...       | 1        | ...          | 3       | ...       | 15         | 4              | 7          | 6              | 5        | 224          |
| No piped running water  | 36                | 10           | 9            | 8         | 7        | ...          | 16      | 9         | 32         | 30             | 8          | 13             | 21       | 644          |
| Not reported  | 52                | 40           | 13           | 78        | 12       | 55           | 30      | 23        | 76         | 32             | 203        | 18             | 54       | 8,162        |
| TOILET FACILITIES   |                   |              |              |           |          |              |         |           |            |                |            |                |          |              |
| Flush toilet inside structure, exclusive use                        | 12,655            | 3,407        | 3,040        | 5,617     | 4,294    | 3,804        | 3,917   | 5,781     | 12,238     | 6,292          | 7,591      | 3,395          | 5,454    | 533,691      |
| Flush toilet inside structure, shared                               | 2,037             | 935          | 21           | 473       | 723      | 43           | 621     | 47        | 1,733      | 889            | 1,067      | 533            | 358      | 41,631       |
| Other toilet facilities (including privy)                           | 242               | 277          | 143          | 12        | 120      | 118          | 103     | 134       | 171        | 175            | 233        | 47             | 51       | 13,598       |
| No toilet   | 44                | 13           | 15           | 18        | 17       | 11           | 14      | 20        | 57         | 34             | 59         | 8              | 14       | 1,629        |
| Not reported  | 61                | 47           | 17           | 84        | 20       | 63           | 33      | 26        | 83         | 36             | 230        | 24             | 53       | 8,946        |
| BATHING FACILITIES  |                   |              |              |           |          |              |         |           |            |                |            |                |          |              |
| Installed bathtub or shower, exclusive use                          | 10,468            | 2,977        | 2,215        | 5,533     | 3,736    | 2,649        | 3,840   | 4,900     | 11,499     | 5,976          | 7,459      | 3,082          | 5,306    | 529,629      |
| Installed bathtub or shower, shared                                 | 2,078             | 819          | 18           | 477       | 711      | 34           | 626     | 52        | 1,736      | 917            | 987        | 572            | 369      | 39,978       |
| No bathtub or shower  | 2,406             | 828          | 975          | 100       | 706      | 1,262        | 185     | 1,012     | 944        | 483            | 465        | 315            | 178      | 18,102       |
| Not reported  | 87                | 55           | 28           | 94        | 21       | 94           | 37      | 44        | 103        | 50             | 269        | 38             | 77       | 11,786       |

Table 17.—OCCUPANCY CHARACTERISTICS, TYPE OF STRUCTURE, AND PLUMBING FACILITIES, FOR STANDARD METROPOLITAN AREAS AND CONSTITUENT COUNTIES, URBANIZED AREAS, AND URBAN PLACES OF 10,000 OR MORE: 1950—Con.

(Percent not shown where less than 0.1)

| Subject  | Urban places—Con. |             |           |           |            |             |         |           |           |        |             |               |           |          |
|--|-------------------|-------------|-----------|-----------|------------|-------------|---------|-----------|-----------|--------|-------------|---------------|-----------|----------|
|  | Phoenix-ville     | Pitts-burgh | Pitts-ton | Plym-outh | Potts-town | Potts-ville | Reading | Scran-ton | Sha-mokin | Sharon | Shen-andoah | State College | Steel-ton | Sun-bury |
| All dwelling units.....  | 3,487             | 193,889     | 3,946     | 3,791     | 6,665      | 6,827       | 32,890  | 36,997    | 5,088     | 7,666  | 4,521       | 3,105         | 3,303     | 4,981    |
| Urban-farm dwelling units.....   | 7                 | 186         | 4         | ...       | 17         | 4           | 14      | 24        | 2         | ...    | 1           | 4             | 2         | 8        |
| OCCUPANCY, TENURE, AND RACE  |                   |             |           |           |            |             |         |           |           |        |             |               |           |          |
| Occupied dwelling units.....   | 3,405             | 190,892     | 3,861     | 3,729     | 6,589      | 6,699       | 32,304  | 36,425    | 4,996     | 7,601  | 4,438       | 3,072         | 3,257     | 4,913    |
| Owner occupied.....  | 2,393             | 80,951      | 2,036     | 1,628     | 4,154      | 3,696       | 18,677  | 16,505    | 3,003     | 5,170  | 2,039       | 1,248         | 1,952     | 2,220    |
| Percent of all occupied.....   | 70.3              | 42.4        | 52.7      | 43.7      | 63.0       | 55.2        | 57.8    | 45.3      | 60.1      | 68.0   | 45.9        | 40.6          | 59.9      | 45.2     |
| White.....   | 2,354             | 76,097      | 2,035     | 1,628     | 4,046      | 3,681       | 18,411  | 16,486    | 3,001     | 5,070  | 2,039       | 1,246         | 1,625     | 2,218    |
| Negro.....   | 39                | 4,806       | 1         | ...       | 108        | 15          | 262     | 19        | 2         | 98     | ...         | 2             | 327       | 2        |
| Other races.....   | ...               | 48          | ...       | ...       | ...        | ...         | 4       | ...       | ...       | 2      | ...         | ...           | ...       | ...      |
| Renter occupied.....   | 1,012             | 109,941     | 1,825     | 2,101     | 2,435      | 3,003       | 13,627  | 19,920    | 1,993     | 2,431  | 2,399       | 1,824         | 1,305     | 2,693    |
| White.....   | 983               | 94,033      | 1,824     | 2,100     | 2,366      | 2,982       | 13,288  | 19,744    | 1,992     | 2,377  | 2,398       | 1,813         | 1,307     | 2,692    |
| Negro.....   | 29                | 15,767      | 1         | 1         | 69         | 21          | 333     | 175       | 1         | 53     | 1           | 6             | 335       | 1        |
| Other races.....   | ...               | 81          | ...       | ...       | ...        | ...         | 6       | 1         | ...       | 1      | ...         | 5             | ...       | ...      |
| Nonseasonal dwelling units.....  | ...               | 171         | 2         | 4         | 1          | 3           | 12      | 10        | 1         | 1      | 2           | ...           | ...       | ...      |
| Vacant dwelling units.....   | 82                | 2,826       | 83        | 58        | 75         | 125         | 574     | 562       | 91        | 64     | 81          | 33            | 46        | 68       |
| Nonseasonal not dilapidated, for rent or sale.....                       | 36                | 1,477       | 29        | 14        | 28         | 61          | 308     | 208       | 33        | 36     | 18          | 22            | 24        | 14       |
| Percent of all dwelling units.....                                       | 1.0               | 0.8         | 0.7       | 0.4       | 0.4        | 0.9         | 0.9     | 0.6       | 0.6       | 0.5    | 0.4         | 0.7           | 0.7       | 0.3      |
| For rent.....  | 24                | 1,137       | 16        | 13        | 15         | 41          | 232     | 169       | 8         | 17     | 7           | 12            | 19        | 6        |
| For sale only.....   | 12                | 340         | 13        | 1         | 13         | 20          | 76      | 39        | 25        | 19     | 11          | 10            | 5         | 8        |
| Nonseasonal not dilapidated, not for rent or sale.....                   | 36                | 737         | 21        | 24        | 31         | 45          | 200     | 230       | 27        | 23     | 23          | 10            | 15        | 41       |
| Nonseasonal dilapidated.....   | 9                 | 503         | 32        | 12        | 3          | 12          | 43      | 96        | 28        | 4      | 29          | 1             | 7         | 7        |
| Seasonal.....  | 1                 | 109         | 1         | 8         | 13         | 7           | 23      | 28        | 3         | 1      | 11          | ...           | ...       | 6        |
| POPULATION   |                   |             |           |           |            |             |         |           |           |        |             |               |           |          |
| Population in dwelling units, 1950.....                                  | 12,823            | 647,993     | 14,868    | 12,990    | 22,112     | 22,915      | 105,442 | 123,167   | 16,662    | 26,200 | 15,549      | 9,933         | 12,417    | 15,343   |
| Population per occupied dwelling unit.....                               | 3.8               | 3.4         | 3.9       | 3.5       | 3.4        | 3.4         | 3.3     | 3.4       | 3.3       | 3.4    | 3.5         | 3.2           | 3.8       | 3.1      |
| Total population, 1940.....  | 12,282            | 671,659     | 17,828    | 15,507    | 20,194     | 24,530      | 110,568 | 140,404   | 18,810    | 25,622 | 19,790      | 6,226         | 13,115    | 15,462   |
| Population per occupied dwelling unit.....                               | 4.2               | 3.8         | 4.6       | 4.2       | 3.7        | 3.9         | 3.7     | 3.9       | 3.9       | 3.9    | 4.4         | 3.3           | 4.3       | 3.4      |
| TYPE OF STRUCTURE  |                   |             |           |           |            |             |         |           |           |        |             |               |           |          |
| All dwelling units.....  | 3,487             | 193,889     | 3,946     | 3,791     | 6,665      | 6,827       | 32,890  | 36,997    | 5,088     | 7,666  | 4,521       | 3,105         | 3,303     | 4,981    |
| 1 dwelling unit, detached.....   | 1,092             | 58,905      | 1,710     | 1,255     | 2,459      | 1,827       | 1,771   | 11,965    | 1,108     | 5,144  | 232         | 1,206         | 604       | 2,065    |
| 1 dwelling unit, attached.....   | 651               | 16,277      | 146       | 27        | 512        | 1,894       | 16,799  | 443       | 675       | 38     | 2,440       | 35            | 828       | 90       |
| 1 and 2 dwelling unit, semidetached.....                                 | 1,321             | 13,960      | 1,184     | 964       | 2,275      | 1,620       | 3,396   | 4,831     | 2,182     | 159    | 1,127       | 259           | 1,389     | 1,398    |
| 2 dwelling unit, other.....  | 120               | 46,324      | 440       | 776       | 484        | 588         | 4,054   | 10,028    | 422       | 1,668  | 448         | 344           | 170       | 720      |
| 3 and 4 dwelling unit.....   | 218               | 29,208      | 410       | 617       | 548        | 599         | 4,260   | 6,905     | 416       | 485    | 195         | 330           | 193       | 409      |
| 5 to 9 dwelling unit.....  | 70                | 14,175      | 56        | 139       | 242        | 233         | 2,013   | 2,347     | 195       | 152    | 69          | 253           | 94        | 181      |
| 10 to 19 dwelling unit.....  | 14                | 7,788       | ...       | 12        | 65         | 63          | 401     | 276       | 90        | 16     | 10          | 240           | 23        | 85       |
| 20 to 49 dwelling unit.....  | ...               | 4,286       | ...       | ...       | 73         | ...         | 168     | 189       | ...       | ...    | ...         | 190           | ...       | 20       |
| 50 dwelling unit or more.....  | ...               | 2,763       | ...       | ...       | ...        | ...         | ...     | ...       | ...       | ...    | ...         | ...           | ...       | ...      |
| Trailers.....  | 1                 | 203         | ...       | 1         | 7          | 3           | 28      | 13        | ...       | 4      | ...         | 248           | 2         | 13       |
| Owner-occupied dwelling units.....                                       | 2,393             | 80,951      | 2,036     | 1,628     | 4,154      | 3,696       | 18,677  | 16,505    | 3,003     | 5,170  | 2,039       | 1,248         | 1,952     | 2,220    |
| 1 dwelling unit, detached.....   | 919               | 46,768      | 1,279     | 851       | 1,914      | 1,394       | 1,346   | 9,161     | 809       | 4,354  | 154         | 947           | 463       | 1,394    |
| 1 dwelling unit, attached.....   | 384               | 6,345       | 55        | 12        | 270        | 1,004       | 12,703  | 194       | 446       | 15     | 1,198       | 3             | 446       | 14       |
| 1 and 2 dwelling unit, semidetached.....                                 | 988               | 5,640       | 467       | 379       | 1,702      | 1,001       | 2,440   | 1,692     | 1,436     | 70     | 549         | 81            | 954       | 452      |
| 2 dwelling unit, other.....  | 46                | 15,696      | 162       | 248       | 150        | 191         | 1,423   | 3,802     | 177       | 627    | 104         | 106           | 51        | 258      |
| 3 and 4 dwelling unit.....   | 50                | 5,195       | 67        | 124       | 77         | 87          | 627     | 1,449     | 109       | 92     | 26          | 43            | 32        | 75       |
| 5 dwelling unit or more.....   | 5                 | 1,143       | 6         | 14        | 34         | 16          | 116     | 201       | 26        | 10     | 8           | 13            | 4         | 16       |
| Trailers.....  | 1                 | 164         | ...       | ...       | 7          | 3           | 22      | 6         | ...       | 2      | ...         | 55            | 2         | 11       |
| Renter-occupied dwelling units.....                                      | 1,012             | 109,941     | 1,825     | 2,101     | 2,435      | 3,003       | 13,627  | 19,920    | 1,993     | 2,431  | 2,399       | 1,824         | 1,305     | 2,693    |
| 1 dwelling unit, detached.....   | 151               | 11,317      | 396       | 379       | 509        | 400         | 367     | 2,624     | 275       | 750    | 78          | 237           | 134       | 652      |
| 1 dwelling unit, attached.....   | 249               | 9,690       | 88        | 14        | 239        | 866         | 3,923   | 240       | 213       | 23     | 1,194       | 32            | 375       | 76       |
| 1 and 2 dwelling unit, semidetached.....                                 | 304               | 8,135       | 691       | 574       | 555        | 587         | 906     | 3,078     | 709       | 88     | 552         | 178           | 421       | 925      |
| 2 dwelling unit, other.....  | 72                | 30,015      | 268       | 515       | 331        | 387         | 2,550   | 6,085     | 240       | 23     | 342         | 234           | 112       | 448      |
| 3 and 4 dwelling unit.....   | 160               | 23,540      | 334       | 482       | 460        | 489         | 3,483   | 5,325     | 303       | 1,031  | 166         | 287           | 153       | 329      |
| 5 dwelling unit or more.....   | 76                | 27,205      | 48        | 136       | 341        | 274         | 2,392   | 2,561     | 253       | 157    | 67          | 663           | 110       | 261      |
| Trailers.....  | ...               | 39          | ...       | 1         | ...        | ...         | 6       | 7         | ...       | 2      | ...         | 193           | ...       | 2        |
| Vacant nonseasonal not dilapidated dwelling units, for rent or sale..... | 36                | 1,477       | 29        | 14        | 28         | 61          | 308     | 208       | 33        | 36     | 18          | 22            | 24        | 14       |
| 1 dwelling unit, detached.....   | 5                 | 349         | 9         | 1         | 13         | 10          | 8       | 62        | 9         | 19     | ...         | 11            | 4         | 3        |
| 1 dwelling unit, attached.....   | 12                | 89          | 1         | 1         | ...        | 10          | ...     | 3         | 8         | ...    | 13          | ...           | 2         | ...      |
| 1 and 2 dwelling unit, semidetached.....                                 | 11                | 74          | 10        | 4         | 4          | 10          | 23      | 14        | 12        | 1      | 5           | ...           | 4         | 7        |
| 2 dwelling unit, other.....  | 2                 | 296         | 6         | ...       | 2          | 8           | 38      | 55        | 1         | 7      | ...         | 4             | 4         | 2        |
| 3 and 4 dwelling unit.....   | 4                 | 259         | 3         | 7         | 6          | 19          | 110     | 56        | 3         | 8      | ...         | ...           | 7         | 2        |
| 5 dwelling unit or more.....   | 2                 | 410         | ...       | 1         | 3          | 4           | 49      | 18        | ...       | 1      | ...         | 7             | 3         | ...      |
| All other dwelling units.....  | 46                | 1,520       | 56        | 48        | 48         | 67          | 278     | 364       | 59        | 29     | 65          | 11            | 22        | 54       |
| All dwelling units.....  | 3,487             | 193,889     | 3,946     | 3,791     | 6,665      | 6,827       | 32,890  | 36,997    | 5,088     | 7,666  | 4,521       | 3,105         | 3,303     | 4,981    |
| WATER SUPPLY   |                   |             |           |           |            |             |         |           |           |        |             |               |           |          |
| Hot and cold piped running water inside structure.....                   | 3,241             | 169,113     | 3,626     | 2,808     | 6,117      | 6,162       | 30,181  | 32,040    | 4,434     | 7,421  | 2,726       | 2,795         | 2,441     | 4,736    |
| Only cold piped running water inside structure.....                      | 164               | 22,666      | 305       | 943       | 390        | 578         | 2,472   | 4,649     | 623       | 209    | 1,738       | 27            | 809       | 1,192    |
| Piped running water outside structure.....                               | 3                 | 135         | 1         | 9         | 15         | 7           | 33      | 9         | 5         | ...    | 14          | 3             | 23        | 6        |
| No piped running water.....  | 34                | 1,576       | 3         | 8         | 61         | 24          | 125     | 50        | 2         | 15     | 5           | 256           | 16        | 19       |
| Not reported.....  | 45                | 399         | 11        | 23        | 82         | 56          | 79      | 249       | 24        | 21     | 38          | 24            | 14        | 28       |
| TOILET FACILITIES  |                   |             |           |           |            |             |         |           |           |        |             |               |           |          |
| Flush toilet inside structure, exclusive use.....                        | 3,228             | 146,556     | 3,817     | 3,425     | 6,177      | 6,259       | 27,942  | 34,260    | 4,757     | 6,751  | 3,612       | 2,587         | 2,496     | 4,617    |
| Flush toilet inside structure, shared.....                               | 92                | 36,023      | 59        | 36        | 151        | 113         | 2,331   | 815       | 155       | 846    | 16          | 190           | 62        | 179      |
| Other toilet facilities (including privy).....                           | 102               | 8,881       | 52        | 286       | 237        | 365         | 2,384   | 1,510     | 141       | 27     | 829         | 24            | 700       | 129      |
| No toilet.....   | 20                | 522         | 5         | 16        | 16         | 27          | 128     | 127       | 8         | 21     | 22          | 277           | 27        | 27       |
| Not reported.....  | 45                | 1,907       | 13        | 28        | 84         | 63          | 105     | 285       | 27        | 21     | 42          | 27            | 18        | 29       |
| BATHING FACILITIES   |                   |             |           |           |            |             |         |           |           |        |             |               |           |          |
| Installed bathtub or shower, exclusive use.....                          | 1,530             | 139,995     | 3,392     | 2,607     | 5,962      | 5,940       | 28,293  | 31,242    | 4,072     | 6,460  | 2,507       | 2,555         | 2,315     | 4,479    |
| Installed bathtub or shower, shared.....                                 | 94                | 34,875      | 49        | 32        | 139        | 94          | 2,282   | 841       | 144       | 919    | 11          | 198           | 61        | 167      |
| No bathtub or shower.....  | 175               | 16,612      | 479       | 1,115     | 479        | 686         | 2,165   | 4,585     | 794       | 259    | 1,956       | 323           | 903       | 289      |
| Not reported.....  | 1,688             | 2,407       | 26        | 37        | 85         | 107         | 150     | 329       | 78        | 28     | 47          | 29            | 24        | 46       |

Table 17.—OCCUPANCY CHARACTERISTICS, TYPE OF STRUCTURE, AND PLUMBING FACILITIES, FOR STANDARD METROPOLITAN AREAS AND CONSTITUENT COUNTIES, URBANIZED AREAS, AND URBAN PLACES OF 10,000 OR MORE: 1950—Con.

[Percent not shown where less than 0.1]

| Subject  | Urban places--Con. |         |                 |                |        |                 |                 |                 |                 |                  |                  |                        |        |        |
|--|--------------------|---------|-----------------|----------------|--------|-----------------|-----------------|-----------------|-----------------|------------------|------------------|------------------------|--------|--------|
|  | Swiss-<br>vale     | Tamaqua | Turtle<br>Creek | Union-<br>town | Warren | Wash-<br>ington | Waynes-<br>boro | West<br>Chester | West<br>Mifflin | Wilkes-<br>Barre | Wilkins-<br>burg | Will-<br>iams-<br>port | Yeaton | York   |
| All dwelling units.....  | 4,644              | 3,244   | 3,492           | 6,179          | 4,857  | 7,752           | 3,340           | 3,941           | 4,849           | 21,342           | 10,033           | 13,975                 | 3,098  | 18,727 |
| Urban-farm dwelling units.....   | 3                  | 5       | ...             | 6              | 1      | 6               | 6               | 3               | 63              | 15               | 2                | 32                     | 3      | 10     |
| OCCUPANCY, TENURE, AND RACE  |                    |         |                 |                |        |                 |                 |                 |                 |                  |                  |                        |        |        |
| Occupied dwelling units.....   | 4,619              | 3,224   | 3,453           | 6,064          | 4,753  | 7,627           | 3,281           | 3,849           | 4,702           | 21,056           | 9,905            | 13,750                 | 3,057  | 18,373 |
| Owner occupied.....  | 2,561              | 1,906   | 1,354           | 2,861          | 2,856  | 3,476           | 1,738           | 1,982           | 3,101           | 9,824            | 4,599            | 6,534                  | 2,639  | 9,556  |
| Percent of all occupied.....   | 55.4               | 59.1    | 39.2            | 47.2           | 60.1   | 45.6            | 53.0            | 51.5            | 66.0            | 46.7             | 46.4             | 47.5                   | 86.3   | 52.0   |
| White.....   | 2,519              | 1,906   | 1,351           | 2,729          | 2,856  | 3,287           | 1,714           | 1,698           | 3,074           | 4,547            | 5,571            | 6,404                  | 2,480  | 9,293  |
| Negro.....   | 41                 | ...     | 3               | 132            | ...    | 189             | 24              | 282             | 27              | 50               | 51               | 129                    | 159    | 261    |
| Other races.....   | 1                  | ...     | ...             | ...            | ...    | ...             | ...             | 2               | ...             | 1                | 1                | 1                      | ...    | 2      |
| Renter occupied.....   | 2,058              | 1,318   | 2,099           | 3,203          | 1,897  | 4,151           | 1,543           | 1,867           | 1,601           | 11,232           | 5,306            | 7,216                  | 418    | 8,817  |
| White.....   | 1,980              | 1,317   | 2,096           | 3,049          | 1,897  | 3,817           | 1,530           | 1,619           | 1,350           | 11,074           | 5,253            | 7,087                  | 401    | 8,406  |
| Negro.....   | 77                 | 1       | 2               | 153            | ...    | 334             | 13              | 248             | 251             | 156              | 50               | 126                    | 17     | 403    |
| Other races.....   | 1                  | ...     | 1               | 1              | ...    | ...             | ...             | ...             | ...             | 2                | 3                | 3                      | ...    | 8      |
| Nonresident dwelling units.....  | ...                | 1       | 1               | 1              | 1      | ...             | 4               | 1               | 4               | 2                | 2                | 2                      | 7      | 6      |
| Vacant dwelling units.....   | 25                 | 19      | 38              | 114            | 103    | 125             | 55              | 91              | 143             | 284              | 126              | 218                    | 37     | 348    |
| Nonseasonal not dilapidated, for rent or sale.....                       | 10                 | 8       | 23              | 35             | 46     | 72              | 19              | 45              | 58              | 122              | 59               | 110                    | 15     | 190    |
| Percent of all dwelling units.....                                       | 0.2                | 0.2     | 0.7             | 0.6            | 0.9    | 0.9             | 0.6             | 1.1             | 1.2             | 0.6              | 0.6              | 0.8                    | 0.5    | 1.0    |
| For rent.....  | 6                  | 4       | 19              | 27             | 37     | 58              | 15              | 27              | 7               | 45               | 26               | 6                      | 118    | 72     |
| For sale only.....   | 4                  | 4       | 4               | 8              | 9      | 14              | 4               | 18              | 51              | 23               | 12               | 24                     | 9      | 25     |
| Nonseasonal not dilapidated, not for rent or sale.....                   | 13                 | 8       | 10              | 54             | 41     | 28              | 15              | 40              | 67              | 106              | 55               | 76                     | 22     | 111    |
| Nonseasonal dilapidated.....   | 2                  | 3       | 3               | 15             | 13     | 10              | 3               | 6               | 15              | 44               | 11               | 24                     | ...    | 21     |
| Seasonal.....  | ...                | ...     | 2               | 10             | 3      | 15              | 18              | ...             | 3               | 12               | 1                | 8                      | ...    | 26     |
| POPULATION   |                    |         |                 |                |        |                 |                 |                 |                 |                  |                  |                        |        |        |
| Population in dwelling units, 1950.....                                  | 16,375             | 11,406  | 12,275          | 19,835         | 14,635 | 25,201          | 10,206          | 12,988          | 17,950          | 74,871           | 30,742           | 43,521                 | 10,943 | 58,477 |
| Population per occupied dwelling unit.....                               | 3.5                | 3.5     | 3.6             | 3.3            | 3.1    | 3.3             | 3.1             | 3.4             | 3.8             | 3.6              | 3.1              | 3.2                    | 3.6    | 3.2    |
| Total population, 1940.....  | 15,919             | 12,486  | 9,805           | 21,819         | 14,891 | 26,166          | 10,231          | 13,289          | 18,694          | 86,236           | 29,853           | 44,355                 | 8,524  | 56,712 |
| Population per occupied dwelling unit.....                               | 3.8                | 3.9     | 3.8             | 3.8            | 3.5    | 3.7             | 3.5             | 3.8             | 4.2             | 4.2              | 3.4              | 3.6                    | 3.7    | 3.6    |
| TYPE OF STRUCTURE  |                    |         |                 |                |        |                 |                 |                 |                 |                  |                  |                        |        |        |
| All dwelling units.....  | 4,644              | 3,244   | 3,492           | 6,179          | 4,857  | 7,752           | 3,340           | 3,941           | 4,849           | 21,342           | 10,033           | 13,975                 | 3,098  | 18,727 |
| 1 dwelling unit, detached.....   | 1,934              | 785     | 1,279           | 3,471          | 2,862  | 3,880           | 1,474           | 617             | 3,127           | 9,460            | 3,627            | 5,821                  | 455    | 2,430  |
| 1 dwelling unit, attached.....   | 143                | 357     | 45              | 44             | 24     | 183             | 25              | 599             | 475             | 369              | 392              | 303                    | 32     | 5,567  |
| 1 and 2 dwelling unit, semidetached.....                                 | 265                | 1,418   | 216             | 272            | 174    | 289             | 595             | 1,389           | 74              | 3,556            | 464              | 3,020                  | 2,352  | 4,494  |
| 2 dwelling unit, other.....  | 1,026              | 292     | 744             | 1,224          | 1,080  | 1,924           | 724             | 252             | 572             | 3,254            | 2,130            | 2,038                  | 42     | 2,746  |
| 3 and 4 dwelling unit.....   | 824                | 263     | 741             | 652            | 442    | 857             | 332             | 559             | 126             | 2,652            | 2,120            | 1,453                  | 138    | 2,394  |
| 5 to 9 dwelling unit.....  | 346                | 103     | 299             | 310            | 227    | 527             | 162             | 396             | 249             | 1,296            | 935              | 1,096                  | 79     | 835    |
| 10 to 19 dwelling unit.....  | 53                 | 26      | 166             | 98             | 44     | 57              | ...             | 61              | 107             | 418              | 241              | 158                    | ...    | 171    |
| 20 to 49 dwelling unit.....  | ...                | ...     | ...             | 22             | ...    | 23              | 27              | 66              | ...             | 161              | 69               | 72                     | ...    | 78     |
| 50 dwelling unit or more.....  | 50                 | ...     | ...             | 82             | ...    | ...             | ...             | ...             | ...             | ...              | 53               | ...                    | ...    | ...    |
| Trailers.....  | 3                  | ...     | 2               | 4              | 12     | 1               | 2               | 119             | 16              | 2                | 12               | ...                    | ...    | 12     |
| Owner-occupied dwelling units.....                                       | 2,561              | 1,906   | 1,354           | 2,861          | 2,856  | 3,476           | 1,738           | 1,982           | 3,101           | 9,824            | 4,599            | 6,534                  | 2,639  | 9,556  |
| 1 dwelling unit, detached.....   | 1,706              | 553     | 992             | 2,314          | 2,319  | 2,559           | 1,170           | 473             | 2,668           | 6,750            | 2,965            | 4,396                  | 397    | 1,952  |
| 1 dwelling unit, attached.....   | 45                 | 236     | 5               | 12             | 10     | 93              | 6               | 334             | 9               | 175              | 98               | 82                     | 23     | 3,305  |
| 1 and 2 dwelling unit, semidetached.....                                 | 126                | 900     | 28              | 61             | 50     | 53              | 202             | 925             | 37              | 1,164            | 167              | 1,051                  | 2,190  | 2,818  |
| 2 dwelling unit, other.....  | 435                | 120     | 240             | 368            | 379    | 627             | 285             | 75              | 248             | 1,100            | 844              | 682                    | 18     | 966    |
| 3 and 4 dwelling unit.....   | 217                | 71      | 78              | 90             | 77     | 115             | 59              | 113             | 23              | 503              | 437              | 232                    | 10     | 353    |
| 5 dwelling unit or more.....   | 31                 | 26      | 10              | 14             | 18     | 19              | 15              | 62              | 4               | 121              | 86               | 83                     | 1      | 157    |
| Trailers.....  | 1                  | ...     | 1               | 2              | 3      | 10              | 1               | ...             | 112             | 11               | 2                | 8                      | ...    | 5      |
| Renter-occupied dwelling units.....                                      | 2,058              | 1,318   | 2,099           | 3,203          | 1,897  | 4,151           | 1,543           | 1,867           | 1,601           | 11,232           | 5,306            | 7,216                  | 418    | 8,817  |
| 1 dwelling unit, detached.....   | 219                | 224     | 271             | 1,101          | 486    | 1,281           | 271             | 120             | 324             | 2,608            | 629              | 1,340                  | 46     | 424    |
| 1 dwelling unit, attached.....   | 98                 | 119     | 40              | 31             | 13     | 85              | 19              | 253             | 464             | 385              | 288              | 218                    | 8      | 2,160  |
| 1 and 2 dwelling unit, semidetached.....                                 | 135                | 512     | 187             | 207            | 120    | 230             | 386             | 446             | 37              | 2,354            | 292              | 1,931                  | 137    | 1,624  |
| 2 dwelling unit, other.....  | 587                | 170     | 493             | 831            | 684    | 1,257           | 431             | 170             | 317             | 2,107            | 1,259            | 1,323                  | 23     | 1,719  |
| 3 and 4 dwelling unit.....   | 606                | 190     | 655             | 546            | 357    | 720             | 266             | 429             | 101             | 2,104            | 1,639            | 1,184                  | 127    | 1,976  |
| 5 dwelling unit or more.....   | 411                | 103     | 452             | 485            | 236    | 576             | 170             | 447             | 351             | 1,669            | 1,199            | 1,216                  | 77     | 907    |
| Trailers.....  | 2                  | ...     | 1               | 2              | 1      | 2               | ...             | 2               | 7               | 5                | ...              | 4                      | ...    | 7      |
| Vacant nonseasonal not dilapidated dwelling units, for rent or sale..... | 10                 | 8       | 23              | 35             | 46     | 72              | 19              | 45              | 58              | 122              | 59               | 110                    | 15     | 190    |
| 1 dwelling unit, detached.....   | 4                  | 5       | 4               | 13             | 18     | 19              | 4               | 13              | 54              | 28               | 11               | 33                     | 5      | 39     |
| 1 dwelling unit, attached.....   | ...                | 1       | ...             | ...            | ...    | ...             | ...             | 4               | 1               | 2                | 3                | 2                      | ...    | 40     |
| 1 and 2 dwelling unit, semidetached.....                                 | 1                  | 2       | ...             | 1              | 2      | 2               | 4               | 10              | ...             | 19               | 3                | 16                     | 7      | 28     |
| 2 dwelling unit, other.....  | 3                  | ...     | 10              | 13             | 5      | 26              | 4               | 2               | 2               | 19               | 12               | 18                     | 1      | 36     |
| 3 and 4 dwelling unit.....   | 1                  | ...     | 7               | 7              | 8      | 15              | 3               | 6               | 1               | 24               | 25               | 26                     | 1      | 37     |
| 5 dwelling unit or more.....   | 1                  | ...     | 2               | 1              | 13     | 8               | 4               | 10              | ...             | 30               | 5                | 15                     | 1      | 10     |
| All other dwelling units.....  | 15                 | 12      | 16              | 80             | 58     | 53              | 40              | 47              | 89              | 164              | 69               | 115                    | 26     | 164    |
| All dwelling units.....  | 4,644              | 3,244   | 3,492           | 6,179          | 4,857  | 7,752           | 3,340           | 3,941           | 4,849           | 21,342           | 10,033           | 13,975                 | 3,098  | 18,727 |
| WATER SUPPLY   |                    |         |                 |                |        |                 |                 |                 |                 |                  |                  |                        |        |        |
| Hot and cold piped running water inside structure.....                   | 4,559              | 3,098   | 3,407           | 5,754          | 4,758  | 6,983           | 2,957           | 3,643           | 4,245           | 19,643           | 9,887            | 12,507                 | 3,079  | 16,405 |
| Only cold piped running water inside structure.....                      | 73                 | 95      | 63              | 363            | 35     | 686             | 320             | 257             | 415             | 1,448            | 66               | 1,309                  | 3      | 2,209  |
| Piped running water outside structure.....                               | ...                | 1       | 1               | 9              | ...    | 5               | 19              | 2               | 16              | 4                | ...              | 5                      | ...    | 16     |
| No piped running water.....  | 3                  | 6       | 3               | 9              | 19     | 39              | 15              | 7               | 143             | 20               | 6                | 76                     | ...    | 36     |
| Not reported.....  | 9                  | 44      | 18              | 44             | 45     | 39              | 29              | 32              | 30              | 227              | 74               | 78                     | 16     | 61     |
| TOILET FACILITIES  |                    |         |                 |                |        |                 |                 |                 |                 |                  |                  |                        |        |        |
| Flush toilet inside structure, exclusive use.....                        | 4,011              | 3,126   | 2,962           | 5,440          | 4,609  | 6,583           | 2,870           | 3,620           | 4,038           | 20,048           | 8,670            | 12,684                 | 3,082  | 14,798 |
| Flush toilet inside structure, shared.....                               | 583                | 30      | 493             | 585            | 158    | 922             | 286             | 123             | 249             | 433              | 1,247            | 845                    | ...    | 3,171  |
| Other toilet facilities (including privy).....                           | 23                 | 39      | 12              | 83             | 26     | 173             | 140             | 146             | 453             | 556              | 25               | 305                    | ...    | 645    |
| No toilet.....   | 6                  | 3       | 5               | 22             | 14     | 25              | 10              | 16              | 76              | 50               | 9                | 47                     | ...    | 34     |
| Not reported.....  | 21                 | 46      | 20              | 49             | 50     | 49              | 34              | 36              | 33              | 255              | 82               | 94                     | 16     | 79     |
| BATHING FACILITIES   |                    |         |                 |                |        |                 |                 |                 |                 |                  |                  |                        |        |        |
| Installed bathtub or shower, exclusive use.....                          | 3,891              | 2,994   | 2,884           | 5,118          | 4,526  | 5,927           | 2,645           | 1,705           | 3,957           | 18,508           | 8,560            | 11,704                 | 3,075  | 13,521 |
| Installed bathtub or shower, shared.....                                 | 620                | 34      | 505             | 573            | 176    | 914             | 270             | 121             | 262             | 411              | 1,256            | 832                    | ...    | 3,100  |
| No bathtub or shower.....  | 104                | 153     | 73              | 437            | 60     | 848             | 386             | 251             | 592             | 1,988            | 98               | 1,355                  | ...    | 2,009  |
| Not reported.....  | 29                 | 63      | 30              | 51             | 95     | 63              | 39              | 1,864           | 38              | 435              | 119              | 104                    | 23     | 97     |

<sup>1</sup> West Mifflin borough incorporated from Mifflin township in 1942.

HOUSING—GENERAL CHARACTERISTICS

Table 18.—CONDITION AND PLUMBING FACILITIES, FOR STANDARD METROPOLITAN AREAS AND CONSTITUENT COUNTIES, URBANIZED AREAS, AND URBAN PLACES OF 10,000 OR MORE: 1950

| Condition and plumbing facilities and occupancy                          | Standard metropolitan areas |               |                     |                     |              |             |            |                    |                |           |                |                  | Lancaster County |
|--|-----------------------------|---------------|---------------------|---------------------|--------------|-------------|------------|--------------------|----------------|-----------|----------------|------------------|------------------|
|  | Allentown-Bethlehem-Easton  |               |                     |                     | Altoona      | Erie        | Harrisburg |                    |                | Johnstown |                |                  |                  |
|  | The area                    | Lehigh County | Nor-thampton County | Warren County, N.J. | Blair County | Erie County | The area   | Cumber-land County | Dauphin County | The area  | Cambria County | Som-erset County |                  |
| All dwelling units.....  | 127,182                     | 56,898        | 52,645              | 17,639              | 40,941       | 64,813      | 87,356     | 28,441             | 58,915         | 78,749    | 55,431         | 23,318           | 67,376           |
| Not dilapidated:   |                             |               |                     |                     |              |             |            |                    |                |           |                |                  |                  |
| With private toilet and bath, and hot running water.....                 | 90,294                      | 40,742        | 37,732              | 11,820              | 28,063       | 48,832      | 60,649     | 18,388             | 42,261         | 41,331    | 31,087         | 10,244           | 44,095           |
| With private toilet and bath, and only cold water.....                   | 2,158                       | 830           | 938                 | 390                 | 393          | 710         | 1,001      | 528                | 473            | 1,247     | 926            | 321              | 1,050            |
| With running water, lacking private toilet or bath.....                  | 21,563                      | 10,105        | 8,655               | 2,803               | 6,243        | 7,293       | 14,155     | 4,332              | 9,823          | 21,707    | 14,930         | 6,777            | 12,167           |
| No running water.....  | 6,629                       | 2,881         | 2,620               | 1,128               | 2,173        | 2,284       | 5,508      | 2,985              | 2,523          | 5,210     | 2,640          | 2,570            | 5,914            |
| Dilapidated:   |                             |               |                     |                     |              |             |            |                    |                |           |                |                  |                  |
| With private toilet and bath, and hot running water.....                 | 795                         | 248           | 356                 | 191                 | 925          | 1,342       | 771        | 161                | 610            | 1,002     | 657            | 345              | 434              |
| Lacking hot water, private toilet or bath.....                           | 3,317                       | 1,241         | 1,387               | 689                 | 2,219        | 2,195       | 3,551      | 1,439              | 2,112          | 5,699     | 3,479          | 2,220            | 2,200            |
| Condition or plumbing facilities not reported.....                       | 2,426                       | 851           | 957                 | 618                 | 925          | 2,157       | 1,721      | 608                | 1,113          | 2,553     | 1,712          | 841              | 1,516            |
| Owner-occupied dwelling units.....                                       | 75,379                      | 34,434        | 31,467              | 9,478               | 25,325       | 38,223      | 48,660     | 16,788             | 31,872         | 44,574    | 31,044         | 13,530           | 38,696           |
| Not dilapidated:   |                             |               |                     |                     |              |             |            |                    |                |           |                |                  |                  |
| With private toilet and bath, and hot running water.....                 | 58,593                      | 26,821        | 24,704              | 7,068               | 19,482       | 30,987      | 36,847     | 11,860             | 24,987         | 26,596    | 19,484         | 7,112            | 28,179           |
| With private toilet and bath, and only cold water.....                   | 959                         | 333           | 463                 | 163                 | 222          | 486         | 493        | 285                | 208            | 730       | 531            | 199              | 471              |
| With running water, lacking private toilet or bath.....                  | 10,348                      | 4,983         | 4,037               | 1,328               | 2,910        | 2,912       | 6,260      | 2,134              | 4,126          | 10,855    | 7,283          | 3,572            | 5,612            |
| No running water.....  | 3,202                       | 1,412         | 1,294               | 496                 | 1,149        | 1,465       | 2,847      | 1,535              | 1,312          | 2,947     | 1,565          | 1,382            | 2,927            |
| Dilapidated:   |                             |               |                     |                     |              |             |            |                    |                |           |                |                  |                  |
| With private toilet and bath, and hot running water.....                 | 359                         | 122           | 145                 | 92                  | 418          | 612         | 335        | 68                 | 267            | 410       | 250            | 160              | 188              |
| Lacking hot water, private toilet or bath.....                           | 1,077                       | 434           | 417                 | 226                 | 788          | 983         | 1,202      | 679                | 523            | 1,950     | 1,121          | 829              | 742              |
| Condition or plumbing facilities not reported.....                       | 841                         | 329           | 407                 | 105                 | 356          | 778         | 676        | 227                | 449            | 1,086     | 810            | 276              | 577              |
| Renter-occupied dwelling units.....                                      | 46,908                      | 20,909        | 19,543              | 6,456               | 14,233       | 23,637      | 35,310     | 10,146             | 25,164         | 31,635    | 23,120         | 8,515            | 26,432           |
| Not dilapidated:   |                             |               |                     |                     |              |             |            |                    |                |           |                |                  |                  |
| With private toilet and bath, and hot running water.....                 | 29,581                      | 13,190        | 12,276              | 4,115               | 8,162        | 16,765      | 22,374     | 6,025              | 16,349         | 14,160    | 11,221         | 2,939            | 15,137           |
| With private toilet and bath, and only cold water.....                   | 1,082                       | 473           | 443                 | 166                 | 155          | 175         | 458        | 210                | 248            | 477       | 381            | 96               | 545              |
| With running water, lacking private toilet or bath.....                  | 10,610                      | 4,950         | 4,382               | 1,278               | 3,154        | 3,902       | 7,490      | 2,010              | 5,480          | 10,465    | 7,442          | 3,023            | 6,261            |
| No running water.....  | 2,661                       | 1,220         | 1,090               | 351                 | 773          | 437         | 1,867      | 983                | 884            | 1,718     | 869            | 849              | 2,501            |
| Dilapidated:   |                             |               |                     |                     |              |             |            |                    |                |           |                |                  |                  |
| With private toilet and bath, and hot running water.....                 | 400                         | 118           | 198                 | 84                  | 470          | 693         | 411        | 88                 | 323            | 562       | 394            | 168              | 233              |
| Lacking hot water, private toilet or bath.....                           | 1,978                       | 725           | 879                 | 374                 | 1,253        | 1,022       | 2,098      | 622                | 1,476          | 3,396     | 2,172          | 1,224            | 1,262            |
| Condition or plumbing facilities not reported.....                       | 596                         | 233           | 275                 | 88                  | 266          | 663         | 612        | 208                | 404            | 857       | 641            | 216              | 493              |
| Vacant nonseasonal not dilapidated dwelling units, for rent or sale..... | 1,110                       | 469           | 478                 | 163                 | 306          | 524         | 871        | 275                | 596            | 473       | 315            | 158              | 558              |
| With private toilet and bath, and hot running water.....                 | 797                         | 349           | 340                 | 108                 | 193          | 350         | 654        | 181                | 473            | 197       | 148            | 49               | 347              |
| With private toilet and bath, and only cold water.....                   | 23                          | 8             | 8                   | 7                   | 4            | 5           | 9          | 7                  | 2              | 14        | 8              | 6                | 8                |
| With running water, lacking private toilet or bath.....                  | 146                         | 64            | 62                  | 20                  | 72           | 80          | 131        | 52                 | 79             | 151       | 96             | 55               | 94               |
| No running water.....  | 64                          | 28            | 23                  | 13                  | 24           | 31          | 44         | 24                 | 20             | 62        | 30             | 32               | 53               |
| Plumbing facilities not reported.....                                    | 80                          | 20            | 45                  | 15                  | 13           | 58          | 33         | 11                 | 22             | 49        | 33             | 16               | 56               |
| All other dwelling units.....  | 3,785                       | 1,086         | 1,157               | 1,542               | 1,077        | 2,409       | 2,515      | 1,232              | 1,283          | 2,067     | 952            | 1,115            | 1,690            |

| Condition and plumbing facilities and occupancy                          | Standard metropolitan areas—Con. |              |                |                  |                    |                      |                          |                     |                         |          |                  |               |                    |                      |
|--|----------------------------------|--------------|----------------|------------------|--------------------|----------------------|--------------------------|---------------------|-------------------------|----------|------------------|---------------|--------------------|----------------------|
|  | Philadelphia                     |              |                |                  |                    |                      |                          | Pittsburgh          |                         |          |                  |               |                    |                      |
|  | The area                         | Bucks County | Chester County | Del-aware County | Mont-gomery County | Phila-delphia County | Burling-ton County, N.J. | Camden County, N.J. | Gloucester County, N.J. | The area | Allegheny County | Beaver County | Wash-ington County | West-moreland County |
| All dwelling units.....  | 1,052,537                        | 44,331       | 42,143         | 116,935          | 96,598             | 599,495              | 36,113                   | 88,429              | 28,493                  | 628,470  | 430,680          | 48,845        | 59,940             | 89,005               |
| Not dilapidated:   |                                  |              |                |                  |                    |                      |                          |                     |                         |          |                  |               |                    |                      |
| With private toilet and bath, and hot running water.....                 | 872,250                          | 32,272       | 30,601         | 105,533          | 81,320             | 501,311              | 25,485                   | 75,258              | 20,470                  | 416,630  | 298,001          | 34,561        | 31,890             | 52,178               |
| With private toilet and bath, and only cold water.....                   | 14,520                           | 1,188        | 945            | 1,282            | 748                | 6,143                | 1,098                    | 1,911               | 1,205                   | 7,179    | 3,952            | 654           | 1,027              | 1,546                |
| With running water, lacking private toilet or bath.....                  | 78,977                           | 4,531        | 4,922          | 3,676            | 7,061              | 46,231               | 4,176                    | 5,744               | 2,636                   | 128,969  | 85,781           | 7,596         | 14,713             | 20,879               |
| No running water.....  | 12,190                           | 2,735        | 2,209          | 631              | 1,918              | 620                  | 1,870                    | 848                 | 1,359                   | 20,058   | 5,278            | 2,198         | 5,756              | 6,826                |
| Dilapidated:   |                                  |              |                |                  |                    |                      |                          |                     |                         |          |                  |               |                    |                      |
| With private toilet and bath, and hot running water.....                 | 14,455                           | 402          | 298            | 988              | 874                | 9,922                | 670                      | 984                 | 317                     | 11,698   | 8,389            | 945           | 988                | 1,376                |
| Lacking hot water, private toilet or bath.....                           | 26,462                           | 1,492        | 1,367          | 1,785            | 1,239              | 15,340               | 1,667                    | 2,264               | 1,308                   | 29,424   | 19,079           | 1,981         | 4,002              | 4,352                |
| Condition or plumbing facilities not reported.....                       | 33,683                           | 1,711        | 1,801          | 3,040            | 3,438              | 19,928               | 1,147                    | 1,420               | 1,198                   | 14,512   | 10,200           | 910           | 1,564              | 1,838                |
| Owner-occupied dwelling units.....                                       | 629,630                          | 28,286       | 24,654         | 81,180           | 67,052             | 328,035              | 22,329                   | 59,644              | 18,450                  | 336,580  | 219,250          | 30,280        | 34,015             | 53,035               |
| Not dilapidated:   |                                  |              |                |                  |                    |                      |                          |                     |                         |          |                  |               |                    |                      |
| With private toilet and bath, and hot running water.....                 | 573,629                          | 22,324       | 19,865         | 77,043           | 59,851             | 308,289              | 17,702                   | 53,957              | 14,598                  | 254,054  | 175,719          | 23,102        | 20,403             | 34,830               |
| With private toilet and bath, and only cold water.....                   | 5,799                            | 729          | 394            | 486              | 381                | 1,361                | 625                      | 1,076               | 747                     | 4,177    | 2,032            | 476           | 651                | 1,018                |
| With running water, lacking private toilet or bath.....                  | 22,156                           | 2,539        | 2,191          | 1,200            | 3,309              | 7,216                | 2,035                    | 2,272               | 1,394                   | 50,251   | 27,936           | 3,882         | 7,587              | 10,846               |
| No running water.....  | 5,438                            | 1,343        | 1,069          | 227              | 1,021              | 129                  | 606                      | 418                 | 625                     | 11,104   | 2,943            | 1,375         | 3,085              | 3,701                |
| Dilapidated:   |                                  |              |                |                  |                    |                      |                          |                     |                         |          |                  |               |                    |                      |
| With private toilet and bath, and hot running water.....                 | 5,257                            | 257          | 143            | 468              | 457                | 2,821                | 412                      | 529                 | 170                     | 4,413    | 3,063            | 439           | 355                | 556                  |
| Lacking hot water, private toilet or bath.....                           | 4,061                            | 594          | 384            | 272              | 413                | 705                  | 529                      | 697                 | 467                     | 6,895    | 3,553            | 639           | 1,249              | 1,454                |
| Condition or plumbing facilities not reported.....                       | 13,290                           | 500          | 608            | 1,484            | 1,620              | 7,514                | 420                      | 695                 | 449                     | 5,886    | 4,004            | 367           | 685                | 630                  |
| Renter-occupied dwelling units.....                                      | 388,099                          | 12,428       | 15,732         | 32,822           | 26,919             | 256,663              | 10,584                   | 25,099              | 7,852                   | 277,977  | 203,444          | 17,440        | 24,530             | 32,563               |
| Not dilapidated:   |                                  |              |                |                  |                    |                      |                          |                     |                         |          |                  |               |                    |                      |
| With private toilet and bath, and hot running water.....                 | 279,325                          | 8,589        | 9,977          | 26,404           | 19,952             | 183,685              | 6,658                    | 19,000              | 5,060                   | 155,761  | 117,643          | 11,007        | 10,999             | 16,112               |
| With private toilet and bath, and only cold water.....                   | 7,951                            | 309          | 526            | 762              | 345                | 4,635                | 306                      | 721                 | 347                     | 2,852    | 1,869            | 162           | 359                | 462                  |
| With running water, lacking private toilet or bath.....                  | 53,626                           | 1,688        | 2,623          | 2,391            | 3,619              | 37,538               | 1,672                    | 3,107               | 988                     | 76,744   | 56,749           | 3,590         | 6,875              | 9,530                |
| No running water.....  | 4,407                            | 714          | 1,016          | 278              | 705                | 446                  | 559                      | 223                 | 466                     | 7,532    | 2,008            | 615           | 2,425              | 2,484                |
| Dilapidated:   |                                  |              |                |                  |                    |                      |                          |                     |                         |          |                  |               |                    |                      |
| With private toilet and bath, and hot running water.....                 | 8,481                            | 119          | 137            | 471              | 378                | 6,626                | 240                      | 399                 | 111                     | 6,963    | 5,077            | 491           | 616                | 779                  |
| Lacking hot water, private toilet or bath.....                           | 20,305                           | 616          | 891            | 1,415            | 737                | 13,837               | 816                      | 1,339               | 654                     | 21,341   | 14,903           | 1,248         | 2,563              | 2,627                |
| Condition or plumbing facilities not reported.....                       | 14,004                           | 393          | 562            | 1,101            | 1,183              | 9,896                | 333                      | 310                 | 226                     | 6,784    | 5,195            | 327           | 693                | 569                  |
| Vacant nonseasonal not dilapidated dwelling units, for rent or sale..... | 13,125                           | 547          | 438            | 1,331            | 940                | 7,613                | 516                      | 1,244               | 496                     | 5,449    | 3,726            | 352           | 506                | 865                  |
| With private toilet and bath, and hot running water.....                 | 10,238                           | 364          | 261            | 1,147            | 789                | 5,780                | 395                      | 1,103               | 399                     | 3,744    | 2,721            | 231           | 270                | 522                  |
| With private toilet and bath, and only cold water.....                   | 191                              | 24           | 10             | 16               | 9                  | 79                   | 14                       | 19                  | 20                      | 54       | 26               | 5             | 8                  | 15                   |
| With running water, lacking private toilet or bath.....                  | 1,385                            | 53           | 27             | 50               | 55                 | 1,069                | 37                       | 70                  | 24                      | 1,077    | 705              | 52            | 137                | 183                  |
| No running water.....  | 170                              | 33           | 34             | 4                | 18                 | 17                   | 39                       | 10                  | 15                      | 212      | 51               | 30            | 63                 | 68                   |
| Plumbing facilities not reported.....                                    | 1,141                            | 73           | 106            | 114              | 69                 | 668                  | 31                       | 42                  | 38                      | 362      | 223              | 34            | 28                 | 77                   |
| All other dwelling units.....  | 21,683                           | 3,070        | 1,319          | 1,602            | 1,687              | 7,184                | 2,684                    | 2,442               | 1,695                   | 8,464    | 4,260            | 773           | 889                | 2,542                |

Table 18.—CONDITION AND PLUMBING FACILITIES, FOR STANDARD METROPOLITAN AREAS AND CONSTITUENT COUNTIES, URBANIZED AREAS, AND URBAN PLACES OF 10,000 OR MORE: 1950—Con.

| Condition and plumbing facilities and occupancy                          | Standard metropolitan areas—Con. |                             |                                      |                  | Urbanized areas       |         |        |             |            |            |               |             |         |          |
|--|----------------------------------|-----------------------------|--------------------------------------|------------------|-----------------------|---------|--------|-------------|------------|------------|---------------|-------------|---------|----------|
|  | Reading Berks County             | Scranton Lack-awanna County | Wilkes-Barre-Hazleton Luzerne County | York York County | Allen-towm-Beth-lehem | Altoona | Erie   | Harris-burg | Johns-town | Lan-caster | Phila-delphia | Pitts-burgh | Reading | Scranton |
| All dwelling units.....  | 75,843                           | 74,060                      | 110,981                              | 61,054           | 63,515                | 25,777  | 43,296 | 51,616      | 25,959     | 22,840     | 845,474       | 439,892     | 47,030  | 67,560   |
| Not dilapidated:   |                                  |                             |                                      |                  |                       |         |        |             |            |            |               |             |         |          |
| With private toilet and bath, and hot running water.....                 | 54,166                           | 53,375                      | 77,620                               | 36,899           | 49,581                | 20,202  | 35,546 | 40,747      | 18,563     | 18,289     | 721,653       | 313,012     | 38,942  | 49,529   |
| With private toilet and bath, and only cold water.....                   | 1,107                            | 1,841                       | 874                                  | 944              | 1,050                 | 167     | 201    | 410         | 330        | 295        | 9,181         | 3,372       | 861     | 1,730    |
| With running water, lacking private toilet or bath.....                  | 12,037                           | 13,118                      | 19,168                               | 14,576           | 10,453                | 3,434   | 4,340  | 6,940       | 4,980      | 2,995      | 55,671        | 85,632      | 5,567   | 11,897   |
| No running water.....  | 5,102                            | 798                         | 2,061                                | 4,923            | 664                   | 125     | 339    | 526         | 76         | 156        | 1,663         | 1,307       | 184     | 90       |
| Dilapidated:   |                                  |                             |                                      |                  |                       |         |        |             |            |            |               |             |         |          |
| With private toilet and bath, and hot running water.....                 | 421                              | 1,311                       | 2,941                                | 166              | 291                   | 685     | 922    | 540         | 419        | 186        | 12,220        | 8,938       | 318     | 1,229    |
| Lacking hot water, private toilet or bath.....                           | 1,848                            | 2,180                       | 4,613                                | 1,913            | 796                   | 800     | 890    | 1,643       | 1,083      | 582        | 19,279        | 17,774      | 701     | 1,879    |
| Condition or plumbing facilities not reported.....                       | 1,142                            | 1,437                       | 3,704                                | 1,633            | 680                   | 364     | 1,058  | 810         | 508        | 337        | 25,807        | 9,857       | 457     | 1,206    |
| Owner-occupied dwelling units.....                                       | 47,058                           | 37,739                      | 57,233                               | 37,942           | 37,941                | 15,877  | 23,536 | 28,126      | 12,750     | 12,345     | 498,121       | 220,291     | 29,237  | 33,885   |
| Not dilapidated:   |                                  |                             |                                      |                  |                       |         |        |             |            |            |               |             |         |          |
| With private toilet and bath, and hot running water.....                 | 36,761                           | 29,684                      | 44,246                               | 25,783           | 32,016                | 13,809  | 21,029 | 24,330      | 10,364     | 10,955     | 468,139       | 182,027     | 25,932  | 27,155   |
| With private toilet and bath, and only cold water.....                   | 475                              | 612                         | 356                                  | 458              | 422                   | 79      | 116    | 172         | 161        | 98         | 2,790         | 1,510       | 346     | 541      |
| With running water, lacking private toilet or bath.....                  | 5,997                            | 5,423                       | 8,010                                | 7,250            | 4,551                 | 1,248   | 1,124  | 2,453       | 1,640      | 915        | 10,472        | 26,406      | 2,348   | 4,768    |
| No running water.....  | 2,517                            | 390                         | 926                                  | 2,802            | 324                   | 69      | 210    | 267         | 40         | 57         | 607           | 678         | 77      | 37       |
| Dilapidated:   |                                  |                             |                                      |                  |                       |         |        |             |            |            |               |             |         |          |
| With private toilet and bath, and hot running water.....                 | 196                              | 460                         | 1,104                                | 89               | 113                   | 277     | 373    | 225         | 131        | 69         | 4,010         | 3,101       | 132     | 419      |
| Lacking hot water, private toilet or bath.....                           | 652                              | 593                         | 1,320                                | 692              | 193                   | 219     | 301    | 317         | 171        | 120        | 1,659         | 2,732       | 192     | 426      |
| Condition or plumbing facilities not reported.....                       | 460                              | 617                         | 1,271                                | 868              | 322                   | 176     | 383    | 362         | 243        | 131        | 10,444        | 3,837       | 210     | 539      |
| Renter-occupied dwelling units.....                                      | 26,172                           | 34,030                      | 49,430                               | 20,970           | 24,488                | 9,438   | 18,671 | 22,332      | 12,908     | 10,125     | 325,445       | 212,356     | 16,958  | 32,539   |
| Not dilapidated:   |                                  |                             |                                      |                  |                       |         |        |             |            |            |               |             |         |          |
| With private toilet and bath, and hot running water.....                 | 16,345                           | 22,533                      | 31,938                               | 10,339           | 16,829                | 6,129   | 13,968 | 15,607      | 8,019      | 7,099      | 239,281       | 126,572     | 12,417  | 21,780   |
| With private toilet and bath, and only cold water.....                   | 594                              | 1,178                       | 488                                  | 447              | 84                    | 71      | 229    | 166         | 194        | 6,112      | 1,822         | 502         | 1,155   | 541      |
| With running water, lacking private toilet or bath.....                  | 5,698                            | 7,265                       | 10,415                               | 6,973            | 5,751                 | 2,106   | 3,007  | 4,359       | 3,288      | 2,032      | 43,275        | 58,133      | 3,103   | 6,948    |
| No running water.....  | 1,969                            | 242                         | 594                                  | 1,554            | 322                   | 48      | 83     | 235         | 32         | 95         | 767           | 503         | 98      | 43       |
| Dilapidated:   |                                  |                             |                                      |                  |                       |         |        |             |            |            |               |             |         |          |
| With private toilet and bath, and hot running water.....                 | 211                              | 777                         | 1,763                                | 68               | 168                   | 378     | 527    | 300         | 285        | 114        | 7,622         | 5,584       | 177     | 748      |
| Lacking hot water, private toilet or bath.....                           | 977                              | 1,450                       | 2,949                                | 1,063            | 571                   | 541     | 553    | 1,260       | 881        | 442        | 16,543        | 14,534      | 466     | 1,324    |
| Condition or plumbing facilities not reported.....                       | 378                              | 585                         | 1,283                                | 526              | 230                   | 152     | 462    | 342         | 237        | 149        | 11,845        | 5,208       | 195     | 541      |
| Vacant nonseasonal not dilapidated dwelling units, for rent or sale..... | 609                              | 438                         | 632                                  | 528              | 530                   | 217     | 337    | 542         | 120        | 168        | 10,590        | 3,668       | 387     | 394      |
| With private toilet and bath, and hot running water.....                 | 407                              | 300                         | 412                                  | 333              | 408                   | 157     | 242    | 452         | 84         | 120        | 8,417         | 2,687       | 305     | 277      |
| With private toilet and bath, and only cold water.....                   | 10                               | 18                          | 5                                    | 8                | 8                     | 1       | 1      | 3           | 3          | 2          | 117           | 26          | 7       | 16       |
| With running water, lacking private toilet or bath.....                  | 96                               | 82                          | 107                                  | 95               | 81                    | 54      | 51     | 63          | 28         | 25         | 1,189         | 730         | 62      | 78       |
| No running water.....  | 55                               | 18                          | 27                                   | 52               | 6                     | 5       | 5      | 5           | ...        | ...        | 29            | 19          | 3       | 4        |
| Plumbing facilities not reported.....                                    | 41                               | 20                          | 81                                   | 40               | 27                    | 5       | 38     | 19          | 5          | ...        | 838           | 206         | 10      | 19       |
| All other dwelling units.....  | 2,004                            | 1,853                       | 3,686                                | 1,614            | 556                   | 245     | 752    | 616         | 181        | 202        | 11,318        | 3,577       | 448     | 742      |

| Condition and plumbing facilities and occupancy                          | Urbanized areas—Con. |        | Urban places |            |         |           |        |              |           |         |        |            |             |           |
|--|----------------------|--------|--------------|------------|---------|-----------|--------|--------------|-----------|---------|--------|------------|-------------|-----------|
|  | Wilkes-Barre         | York   | Alli-quippa  | Allen-towm | Altoona | An-bridge | Arnold | Beaver Falls | Belle-vue | Berwick | Bethel | Beth-lehem | Blooms-burg | Brad-dock |
| All dwelling units.....  | 75,371               | 24,464 | 6,683        | 30,978     | 23,126  | 4,693     | 3,020  | 5,116        | 3,753     | 4,271   | 3,156  | 18,212     | 3,410       | 4,387     |
| Not dilapidated:   |                      |        |              |            |         |           |        |              |           |         |        |            |             |           |
| With private toilet and bath, and hot running water.....                 | 55,620               | 17,364 | 5,151        | 24,786     | 18,334  | 3,194     | 2,349  | 4,076        | 3,068     | 3,359   | 2,557  | 14,918     | 3,012       | 2,332     |
| With private toilet and bath, and only cold water.....                   | 576                  | 395    | 40           | 557        | 147     | 30        | 11     | 35           | 1         | 38      | 40     | 241        | 52          | 64        |
| With running water, lacking private toilet or bath.....                  | 11,733               | 5,702  | 739          | 4,803      | 3,082   | 1,256     | 540    | 623          | 607       | 665     | 406    | 2,306      | 198         | 1,289     |
| No running water.....  | 120                  | 56     | 10           | 143        | 79      | 3         | 2      | 11           | 2         | 35      | 50     | 172        | 18          | 2         |
| Dilapidated:   |                      |        |              |            |         |           |        |              |           |         |        |            |             |           |
| With private toilet and bath, and hot running water.....                 | 2,465                | 80     | 401          | 102        | 568     | 35        | 41     | 144          | 12        | 43      | 11     | 124        | 44          | 114       |
| Lacking hot water, private toilet or bath.....                           | 2,739                | 569    | 314          | 310        | 603     | 151       | 44     | 197          | 19        | 91      | 58     | 230        | 30          | 490       |
| Condition or plumbing facilities not reported.....                       | 2,118                | 298    | 28           | 277        | 311     | 24        | 33     | 30           | 44        | 40      | 34     | 221        | 56          | 96        |
| Owner-occupied dwelling units.....                                       | 38,385               | 13,646 | 3,502        | 17,597     | 14,188  | 2,092     | 1,602  | 2,852        | 1,834     | 2,546   | 2,546  | 10,419     | 1,614       | 1,208     |
| Not dilapidated:   |                      |        |              |            |         |           |        |              |           |         |        |            |             |           |
| With private toilet and bath, and hot running water.....                 | 31,237               | 11,246 | 3,014        | 15,288     | 12,509  | 1,732     | 1,381  | 2,460        | 1,601     | 2,146   | 2,182  | 9,380      | 1,475       | 930       |
| With private toilet and bath, and only cold water.....                   | 195                  | 154    | 18           | 168        | 66      | 9         | 6      | 21           | 1         | 16      | 37     | 106        | 4           | 10        |
| With running water, lacking private toilet or bath.....                  | 4,439                | 1,950  | 242          | 1,857      | 1,069   | 335       | 186    | 241          | 205       | 304     | 246    | 687        | 75          | 197       |
| No running water.....  | 54                   | 15     | 5            | 58         | 35      | ...       | ...    | 6            | 1         | 14      | 30     | 51         | 10          | 2         |
| Dilapidated:   |                      |        |              |            |         |           |        |              |           |         |        |            |             |           |
| With private toilet and bath, and hot running water.....                 | 894                  | 34     | 157          | 38         | 218     | 8         | 9      | 71           | 3         | 15      | 11     | 40         | 15          | 24        |
| Lacking hot water, private toilet or bath.....                           | 633                  | 114    | 51           | 74         | 141     | 5         | 8      | 45           | 4         | 25      | 20     | 42         | 9           | 18        |
| Condition or plumbing facilities not reported.....                       | 933                  | 133    | 15           | 114        | 150     | 3         | 12     | 8            | 19        | 26      | 20     | 113        | 26          | 27        |
| Renter-occupied dwelling units.....                                      | 35,901               | 10,354 | 3,132        | 12,830     | 8,515   | 2,557     | 1,383  | 2,187        | 1,848     | 1,619   | 551    | 7,542      | 1,729       | 3,129     |
| Not dilapidated:   |                      |        |              |            |         |           |        |              |           |         |        |            |             |           |
| With private toilet and bath, and hot running water.....                 | 23,801               | 5,843  | 2,104        | 9,114      | 5,587   | 1,441     | 955    | 1,572        | 1,415     | 1,139   | 325    | 5,368      | 1,484       | 1,385     |
| With private toilet and bath, and only cold water.....                   | 373                  | 235    | 22           | 380        | 79      | 21        | 5      | 12           | ...       | 19      | 3      | 134        | 47          | 84        |
| With running water, lacking private toilet or bath.....                  | 7,172                | 3,648  | 492          | 2,872      | 1,936   | 907       | 342    | 367          | 388       | 347     | 160    | 1,585      | 120         | 1,078     |
| No running water.....  | 56                   | 34     | 4            | 79         | 38      | 1         | 1      | 4            | 1         | 17      | 19     | 117        | 8           | ...       |
| Dilapidated:   |                      |        |              |            |         |           |        |              |           |         |        |            |             |           |
| With private toilet and bath, and hot running water.....                 | 1,522                | 41     | 239          | 60         | 320     | 27        | 29     | 68           | 9         | 27      | ...    | 78         | 26          | 88        |
| Lacking hot water, private toilet or bath.....                           | 2,003                | 436    | 258          | 221        | 427     | 145       | 33     | 147          | 13        | 57      | 38     | 177        | 21          | 457       |
| Condition or plumbing facilities not reported.....                       | 974                  | 117    | 13           | 104        | 128     | 15        | 18     | 17           | 22        | 13      | 6      | 83         | 23          | 67        |
| Vacant nonseasonal not dilapidated dwelling units, for rent or sale..... | 404                  | 241    | 20           | 277        | 204     | 26        | 14     | 17           | 48        | 45      | 24     | 114        | 25          | 17        |
| With private toilet and bath, and hot running water.....                 | 298                  | 155    | 17           | 223        | 146     | 15        | 7      | 11           | 39        | 36      | 20     | 82         | 22          | 11        |
| With private toilet and bath, and only cold water.....                   | 3                    | 4      | ...          | 6          | 1       | ...       | ...    | ...          | ...       | ...     | ...    | 1          | 1           | ...       |
| With running water, lacking private toilet or bath.....                  | 64                   | 62     | 3            | 42         | 32      | 9         | 7      | 4            | 8         | 7       | ...    | 23         | 1           | 5         |
| No running water.....  | 7                    | 3      | ...          | 3          | ...     | ...       | ...    | ...          | ...       | ...     | ...    | 1          | ...         | ...       |
| Plumbing facilities not reported.....                                    | 32                   | 17     | ...          | 3          | 5       | 2         | ...    | 1            | 1         | ...     | ...    | 7          | 1           | 1         |
| All other dwelling units.....  | 681                  | 223    | 29           | 274        | 219     | 18        | 21     | 60           | 23        | 61      | 35     | 137        | 42          | 33        |



HOUSING—GENERAL CHARACTERISTICS

Table 18.—CONDITION AND PLUMBING FACILITIES, FOR STANDARD METROPOLITAN AREAS AND CONSTITUENT COUNTIES, URBANIZED AREAS, AND URBAN PLACES OF 10,000 OR MORE: 1950—Con.

| Condition and plumbing facilities and occupancy                          | Urban places—Con. |           |         |        |            |            |          |          |              |         |          |             |          |               |
|--|-------------------|-----------|---------|--------|------------|------------|----------|----------|--------------|---------|----------|-------------|----------|---------------|
|  | Bradford          | Brentwood | Bristol | Butler | Canonsburg | Carbondale | Carlisle | Carnegie | Chambersburg | Chester | Clairton | Coatesville | Columbia | Connellsville |
| All dwelling units.....  | 5,606             | 3,934     | 3,469   | 7,250  | 3,517      | 4,596      | 5,007    | 3,452    | 5,327        | 18,208  | 5,099    | 3,869       | 3,437    | 3,978         |
| Not dilapidated:   |                   |           |         |        |            |            |          |          |              |         |          |             |          |               |
| With private toilet and bath, and hot running water.....                 | 4,860             | 3,643     | 3,058   | 5,718  | 2,530      | 3,900      | 3,719    | 2,523    | 4,151        | 14,130  | 3,985    | 2,943       | 2,287    | 3,056         |
| With private toilet and bath, and only cold water.....                   | 3                 | 1         | 104     | 20     | 31         | 42         | 124      | 41       | 222          | 581     | 79       | 182         | 172      | 25            |
| With running water, lacking private toilet or bath.....                  | 287               | 176       | 160     | 1,060  | 570        | 234        | 946      | 571      | 596          | 1,755   | 856      | 447         | 728      | 598           |
| No running water.....  | 7                 | ...       | 4       | 19     | 1          | 5          | 40       | 7        | 31           | 11      | 8        | 3           | 40       | 3             |
| Dilapidated:   |                   |           |         |        |            |            |          |          |              |         |          |             |          |               |
| With private toilet and bath, and hot running water.....                 | 257               | 16        | 41      | 123    | 167        | 174        | 21       | 57       | 45           | 288     | 37       | 22          | 17       | 97            |
| Lacking hot water, private toilet or bath.....                           | 104               | 5         | 31      | 107    | 129        | 88         | 68       | 163      | 148          | 985     | 108      | 164         | 122      | 169           |
| Condition or plumbing facilities not reported.....                       | 88                | 93        | 71      | 203    | 89         | 153        | 89       | 90       | 134          | 458     | 26       | 108         | 71       | 30            |
| Owner-occupied dwelling units.....                                       | 2,905             | 2,465     | 2,309   | 3,613  | 1,800      | 2,460      | 2,421    | 1,793    | 2,342        | 8,954   | 2,644    | 2,046       | 2,251    | 1,927         |
| Not dilapidated:   |                   |           |         |        |            |            |          |          |              |         |          |             |          |               |
| With private toilet and bath, and hot running water.....                 | 2,710             | 2,334     | 2,120   | 3,156  | 1,465      | 2,211      | 1,982    | 1,498    | 2,071        | 8,207   | 2,321    | 1,803       | 1,689    | 1,601         |
| With private toilet and bath, and only cold water.....                   | 2                 | 1         | 60      | 9      | 19         | 16         | 58       | 24       | 48           | 154     | 37       | 40          | 86       | 10            |
| With running water, lacking private toilet or bath.....                  | 49                | 71        | 66      | 300    | 196        | 95         | 329      | 196      | 137          | 294     | 241      | 115         | 385      | 224           |
| No running water.....  | 5                 | ...       | 2       | 6      | ...        | ...        | 8        | 1        | 5            | 3       | 1        | 1           | 18       | ...           |
| Dilapidated:   |                   |           |         |        |            |            |          |          |              |         |          |             |          |               |
| With private toilet and bath, and hot running water.....                 | 76                | 8         | 32      | 52     | 58         | 50         | 8        | 17       | 9            | 91      | 16       | 11          | 6        | 31            |
| Lacking hot water, private toilet or bath.....                           | 23                | 2         | 7       | 23     | 24         | 16         | 13       | 26       | 25           | 73      | 22       | 24          | 33       | 53            |
| Condition or plumbing facilities not reported.....                       | 40                | 49        | 22      | 67     | 38         | 72         | 23       | 31       | 47           | 132     | 6        | 52          | 34       | 8             |
| Renter-occupied dwelling units.....                                      | 2,495             | 1,370     | 1,104   | 3,484  | 1,661      | 2,027      | 2,460    | 1,616    | 2,849        | 8,849   | 2,410    | 1,778       | 1,101    | 1,989         |
| Not dilapidated:   |                   |           |         |        |            |            |          |          |              |         |          |             |          |               |
| With private toilet and bath, and hot running water.....                 | 1,992             | 1,222     | 916     | 2,474  | 1,033      | 1,637      | 1,667    | 1,002    | 1,983        | 5,727   | 1,640    | 1,118       | 574      | 1,422         |
| With private toilet and bath, and only cold water.....                   | ...               | ...       | 43      | 11     | 12         | 25         | 64       | 17       | 172          | 413     | 42       | 141         | 86       | 15            |
| With running water, lacking private toilet or bath.....                  | 220               | 103       | 90      | 729    | 362        | 133        | 593      | 374      | 450          | 1,416   | 604      | 327         | 324      | 372           |
| No running water.....  | 1                 | ...       | 2       | 13     | 1          | 1          | 30       | 5        | 25           | 8       | 7        | 2           | 14       | 2             |
| Dilapidated:   |                   |           |         |        |            |            |          |          |              |         |          |             |          |               |
| With private toilet and bath, and hot running water.....                 | 165               | 8         | 8       | 64     | 106        | 110        | 12       | 40       | 33           | 184     | 21       | 11          | 8        | 61            |
| Lacking hot water, private toilet or bath.....                           | 76                | 3         | 22      | 80     | 102        | 56         | 54       | 135      | 115          | 865     | 86       | 136         | 79       | 113           |
| Condition or plumbing facilities not reported.....                       | 41                | 34        | 23      | 113    | 45         | 65         | 40       | 43       | 71           | 236     | 10       | 43          | 16       | 4             |
| Vacant nonseasonal not dilapidated dwelling units, for rent or sale..... | 129               | 69        | 21      | 77     | 26         | 35         | 51       | 17       | 72           | 167     | 21       | 32          | 33       | 26            |
| With private toilet and bath, and hot running water.....                 | 110               | 60        | 11      | 44     | 21         | 28         | 36       | 8        | 61           | 111     | 12       | 18          | 13       | 24            |
| With private toilet and bath, and only cold water.....                   | 1                 | ...       | ...     | ...    | ...        | 1          | 1        | ...      | 1            | 8       | ...      | 1           | ...      | ...           |
| With running water, lacking private toilet or bath.....                  | 14                | 1         | 2       | 21     | 5          | 5          | 13       | 1        | 5            | 29      | 7        | 4           | 12       | 1             |
| No running water.....  | ...               | ...       | ...     | ...    | ...        | 1          | ...      | 1        | ...          | ...     | ...      | ...         | 2        | ...           |
| Plumbing facilities not reported.....                                    | 4                 | 8         | 8       | 12     | ...        | ...        | 1        | 7        | 5            | 19      | 2        | 9           | 6        | 1             |
| All other dwelling units.....  | 77                | 30        | 35      | 76     | 30         | 74         | 75       | 26       | 64           | 238     | 24       | 13          | 52       | 36            |

| Condition and plumbing facilities and occupancy                          | Urban places—Con. |            |       |        |         |         |         |          |        |              |        |         |          |            |
|--|-------------------|------------|-------|--------|---------|---------|---------|----------|--------|--------------|--------|---------|----------|------------|
|  | Conshohocken      | Coraopolis | Darby | Donora | Dormont | Du Bois | Dunmore | Duquesne | Easton | Ellwood City | Erie   | Farrell | Franklin | Greensburg |
| All dwelling units.....  | 2,717             | 3,033      | 3,607 | 3,391  | 4,334   | 3,513   | 5,517   | 4,839    | 10,479 | 3,767        | 37,955 | 3,621   | 3,268    | 5,218      |
| Not dilapidated:   |                   |            |       |        |         |         |         |          |        |              |        |         |          |            |
| With private toilet and bath, and hot running water.....                 | 2,134             | 2,327      | 3,344 | 2,212  | 4,060   | 2,980   | 4,328   | 3,206    | 8,323  | 3,117        | 31,285 | 2,612   | 2,565    | 4,263      |
| With private toilet and bath, and only cold water.....                   | 103               | 2          | 41    | 88     | 2       | 22      | 146     | 58       | 224    | 14           | 131    | 60      | 19       | 13         |
| With running water, lacking private toilet or bath.....                  | 355               | 381        | 92    | 646    | 196     | 307     | 648     | 1,098    | 1,368  | 485          | 3,905  | 655     | 400      | 545        |
| No running water.....  | 3                 | 4          | 1     | 3      | ...     | 9       | 4       | 7        | 51     | 11           | 136    | 7       | 13       | 6          |
| Dilapidated:   |                   |            |       |        |         |         |         |          |        |              |        |         |          |            |
| With private toilet and bath, and hot running water.....                 | 14                | 127        | 27    | 179    | 8       | 63      | 116     | 73       | 74     | 43           | 847    | 108     | 71       | 145        |
| Lacking hot water, private toilet or bath.....                           | 41                | 111        | 30    | 199    | ...     | 56      | 163     | 198      | 291    | 63           | 799    | 159     | 85       | 114        |
| Condition or plumbing facilities not reported.....                       | 67                | 81         | 72    | 64     | 68      | 76      | 112     | 199      | 148    | 34           | 912    | 20      | 115      | 132        |
| Owner-occupied dwelling units.....                                       | 1,961             | 1,688      | 2,669 | 1,629  | 2,390   | 1,958   | 3,101   | 2,437    | 5,563  | 2,353        | 19,524 | 2,112   | 1,767    | 2,522      |
| Not dilapidated:   |                   |            |       |        |         |         |         |          |        |              |        |         |          |            |
| With private toilet and bath, and hot running water.....                 | 1,690             | 1,467      | 2,576 | 1,261  | 2,279   | 1,783   | 2,602   | 1,892    | 4,799  | 2,121        | 17,633 | 1,783   | 1,518    | 2,234      |
| With private toilet and bath, and only cold water.....                   | 57                | 2          | 8     | 38     | ...     | 11      | 58      | 21       | 93     | 10           | 62     | 28      | 10       | 3          |
| With running water, lacking private toilet or bath.....                  | 160               | 103        | 23    | 237    | 71      | 87      | 298     | 384      | 527    | 175          | 895    | 209     | 147      | 169        |
| No running water.....  | 2                 | 3          | 1     | 1      | ...     | 2       | 2       | 7        | 13     | 3            | 80     | 1       | 7        | ...        |
| Dilapidated:   |                   |            |       |        |         |         |         |          |        |              |        |         |          |            |
| With private toilet and bath, and hot running water.....                 | 10                | 47         | 14    | 38     | 6       | 31      | 44      | 35       | 32     | 15           | 333    | 48      | 25       | 43         |
| Lacking hot water, private toilet or bath.....                           | 7                 | 24         | 3     | 29     | ...     | 12      | 43      | 38       | 45     | 11           | 204    | 36      | 24       | 21         |
| Condition or plumbing facilities not reported.....                       | 35                | 42         | 44    | 25     | 34      | 32      | 54      | 60       | 54     | 18           | 317    | 7       | 36       | 52         |
| Renter-occupied dwelling units.....                                      | 725               | 1,309      | 894   | 1,729  | 1,902   | 1,495   | 2,310   | 2,372    | 4,620  | 1,355        | 17,743 | 1,486   | 1,408    | 2,513      |
| Not dilapidated:   |                   |            |       |        |         |         |         |          |        |              |        |         |          |            |
| With private toilet and bath, and hot running water.....                 | 430               | 839        | 737   | 932    | 1,753   | 1,155   | 1,658   | 1,298    | 3,335  | 954          | 13,271 | 821     | 997      | 1,883      |
| With private toilet and bath, and only cold water.....                   | 44                | ...        | 32    | 49     | 2       | 11      | 87      | 37       | 128    | 4            | 66     | 31      | 9        | 8          |
| With running water, lacking private toilet or bath.....                  | 188               | 272        | 68    | 400    | 125     | 217     | 334     | 708      | 819    | 297          | 2,924  | 444     | 242      | 359        |
| No running water.....  | 1                 | ...        | 2     | ...    | ...     | 7       | 2       | ...      | 37     | 8            | 51     | 6       | 5        | 5          |
| Dilapidated:   |                   |            |       |        |         |         |         |          |        |              |        |         |          |            |
| With private toilet and bath, and hot running water.....                 | 4                 | 74         | 10    | 139    | 1       | 30      | 67      | 36       | 41     | 26           | 497    | 59      | 45       | 100        |
| Lacking hot water, private toilet or bath.....                           | 33                | 85         | 27    | 168    | ...     | 41      | 108     | 158      | 225    | 50           | 507    | 119     | 56       | 89         |
| Condition or plumbing facilities not reported.....                       | 25                | 39         | 20    | 39     | 21      | 34      | 54      | 135      | 35     | 16           | 427    | 6       | 54       | 69         |
| Vacant nonseasonal not dilapidated dwelling units, for rent or sale..... | 17                | 19         | 15    | 23     | 22      | 13      | 45      | 16       | 153    | 32           | 275    | 8       | 53       | 138        |
| With private toilet and bath, and hot running water.....                 | 9                 | 14         | 12    | 14     | 21      | 11      | 37      | 8        | 130    | 25           | 198    | 5       | 37       | 122        |
| With private toilet and bath, and only cold water.....                   | 2                 | ...        | ...   | ...    | ...     | ...     | 1       | ...      | 2      | ...          | ...    | 1       | ...      | 1          |
| With running water, lacking private toilet or bath.....                  | 6                 | 5          | 1     | 9      | ...     | 2       | 6       | 5        | 13     | 7            | 43     | 1       | 8        | 14         |
| No running water.....  | ...               | ...        | ...   | ...    | ...     | ...     | ...     | ...      | ...    | ...          | ...    | 1       | ...      | ...        |
| Plumbing facilities not reported.....                                    | ...               | ...        | 2     | ...    | 1       | ...     | 1       | 3        | 8      | ...          | 33     | 1       | 8        | 1          |
| All other dwelling units.....  | 14                | 17         | 29    | 10     | 20      | 47      | 61      | 14       | 143    | 27           | 413    | 15      | 40       | 45         |



Table 18.—CONDITION AND PLUMBING FACILITIES, FOR STANDARD METROPOLITAN AREAS AND CONSTITUENT COUNTIES, URBANIZED AREAS, AND URBAN PLACES OF 10,000 OR MORE: 1950—Con.

| Condition and plumbing facilities and occupancy                          | Urban places—Con. |             |           |            |         |            |            |           |            |            |         |         |            |            |
|--|-------------------|-------------|-----------|------------|---------|------------|------------|-----------|------------|------------|---------|---------|------------|------------|
|  | Hanover           | Harris-burg | Hazle-ton | Home-stead | Indiana | Jean-nette | Johns-town | Kings-ton | Lan-caster | Lans-downe | Latrobe | Lebanon | Levix-town | Look Haven |
| All dwelling units.....  | 4,468             | 28,209      | 9,883     | 2,806      | 3,552   | 4,799      | 17,475     | 6,315     | 19,157     | 3,810      | 3,375   | 8,295   | 4,569      | 3,389      |
| Not dilapidated:   |                   |             |           |            |         |            |            |           |            |            |         |         |            |            |
| With private toilet and bath, and hot running water.....                 | 3,643             | 22,313      | 7,961     | 2,057      | 2,877   | 3,725      | 12,284     | 5,798     | 15,044     | 3,532      | 2,514   | 6,373   | 3,616      | 2,662      |
| With private toilet and bath, and only cold water.....                   | 62                | 209         | 63        | 19         | 27      | 42         | 193        | 19        | 277        | 3          | 23      | 82      | 176        | 26         |
| With running water, lacking private toilet or bath.....                  | 564               | 4,032       | 1,237     | 439        | 436     | 881        | 3,705      | 243       | 2,817      | 11         | 608     | 1,460   | 319        | 428        |
| No running water.....  | 33                | 102         | 3         | 3          | 8       | 8          | 25         | ...       | 38         | ...        | 5       | 47      | 12         | 13         |
| Dilapidated:   |                   |             |           |            |         |            |            |           |            |            |         |         |            |            |
| With private toilet and bath, and hot running water.....                 | 16                | 334         | 198       | 91         | 45      | 39         | 308        | 67        | 176        | 27         | 53      | 45      | 58         | 46         |
| Lacking hot water, private toilet or bath.....                           | 80                | 907         | 209       | 148        | 51      | 90         | 745        | 35        | 525        | 7          | 93      | 148     | 120        | 101        |
| Condition or plumbing facilities not reported.....                       | 70                | 312         | 212       | 49         | 108     | 54         | 215        | 153       | 280        | 230        | 79      | 140     | 68         | 113        |
| Owner-occupied dwelling units.....                                       | 2,275             | 13,113      | 4,715     | 1,048      | 1,781   | 2,541      | 7,371      | 3,127     | 9,661      | 2,602      | 2,036   | 4,174   | 2,113      | 1,442      |
| Not dilapidated:   |                   |             |           |            |         |            |            |           |            |            |         |         |            |            |
| With private toilet and bath, and hot running water.....                 | 2,056             | 11,666      | 4,000     | 894        | 1,571   | 2,150      | 5,947      | 2,958     | 8,451      | 2,479      | 1,665   | 3,652   | 1,879      | 1,246      |
| With private toilet and bath, and only cold water.....                   | 19                | 58          | 22        | 6          | 12      | 19         | 92         | 3         | 85         | 1          | 16      | 12      | 33         | 5          |
| With running water, lacking private toilet or bath.....                  | 163               | 1,028       | 467       | 102        | 126     | 319        | 1,069      | 57        | 835        | 1          | 260     | 423     | 132        | 125        |
| No running water.....  | 13                | 9           | ...       | ...        | 5       | 2          | 6          | ...       | 11         | ...        | ...     | 17      | 1          | 6          |
| Dilapidated:   |                   |             |           |            |         |            |            |           |            |            |         |         |            |            |
| With private toilet and bath, and hot running water.....                 | 6                 | 123         | 65        | 19         | 16      | 16         | 80         | 15        | 64         | 15         | 30      | 11      | 20         | 17         |
| Lacking hot water, private toilet or bath.....                           | 6                 | 101         | 63        | 11         | 9       | 11         | 99         | 4         | 110        | 1          | 29      | 25      | 27         | 16         |
| Condition or plumbing facilities not reported.....                       | 12                | 128         | 98        | 16         | 42      | 24         | 78         | 90        | 105        | 105        | 36      | 34      | 21         | 27         |
| Renter-occupied dwelling units.....                                      | 2,091             | 14,457      | 5,067     | 1,736      | 1,682   | 2,173      | 9,937      | 3,097     | 9,185      | 1,172      | 1,267   | 3,948   | 2,339      | 1,880      |
| Not dilapidated:   |                   |             |           |            |         |            |            |           |            |            |         |         |            |            |
| With private toilet and bath, and hot running water.....                 | 1,531             | 10,187      | 3,899     | 1,148      | 1,243   | 1,523      | 6,257      | 2,765     | 6,403      | 1,023      | 784     | 2,622   | 1,673      | 1,388      |
| With private toilet and bath, and only cold water.....                   | 43                | 150         | 41        | 13         | 15      | 21         | 99         | 15        | 189        | 2          | 7       | 66      | 140        | 21         |
| With running water, lacking private toilet or bath.....                  | 395               | 2,916       | 754       | 335        | 295     | 548        | 2,599      | 181       | 1,938      | 10         | 347     | 1,007   | 370        | 296        |
| No running water.....  | 18                | 92          | 3         | 3          | 2       | 2          | 15         | ...       | 26         | ...        | 5       | 27      | 11         | 6          |
| Dilapidated:   |                   |             |           |            |         |            |            |           |            |            |         |         |            |            |
| With private toilet and bath, and hot running water.....                 | 8                 | 199         | 127       | 72         | 27      | 21         | 226        | 50        | 109        | 11         | 22      | 33      | 36         | 26         |
| Lacking hot water, private toilet or bath.....                           | 71                | 771         | 145       | 135        | 41      | 35         | 625        | 30        | 396        | 6          | 63      | 111     | 87         | 81         |
| Condition or plumbing facilities not reported.....                       | 25                | 142         | 98        | 30         | 59      | 23         | 116        | 56        | 124        | 120        | 39      | 82      | 22         | 62         |
| Vacant nonseasonal not dilapidated dwelling units, for rent or sale..... | 30                | 368         | 39        | 15         | 50      | 50         | 70         | 55        | 143        | 17         | 56      | 81      | 60         | 20         |
| With private toilet and bath, and hot running water.....                 | 25                | 311         | 32        | 11         | 39      | 36         | 45         | 49        | 101        | 17         | 55      | 51      | 41         | 16         |
| With private toilet and bath, and only cold water.....                   | ...               | 1           | ...       | ...        | ...     | ...        | 2          | ...       | ...        | ...        | ...     | 1       | 2          | ...        |
| With running water, lacking private toilet or bath.....                  | 3                 | 52          | 7         | 1          | 9       | 10         | 19         | 4         | 23         | ...        | 1       | 20      | 9          | 3          |
| No running water.....  | ...               | ...         | ...       | ...        | 1       | 2          | ...        | ...       | ...        | ...        | ...     | 3       | ...        | ...        |
| Plumbing facilities not reported.....                                    | 2                 | 4           | ...       | 3          | 1       | 2          | 4          | 2         | 17         | ...        | ...     | 6       | 8          | 1          |
| All other dwelling units.....  | 72                | 271         | 62        | 7          | 39      | 35         | 97         | 36        | 168        | 19         | 16      | 92      | 57         | 47         |

| Condition and plumbing facilities and occupancy                          | Urban places—Con. |              |              |            |          |              |         |            |            |                 |             |                |          |               |
|--|-------------------|--------------|--------------|------------|----------|--------------|---------|------------|------------|-----------------|-------------|----------------|----------|---------------|
|  | McKees-port       | McKees Rocks | Mahanoy City | Mead-ville | Monessen | Mount Carmel | Munhall | Nan-ticoke | New Castle | New Kensing-ton | Norris-town | North Braddock | Oil City | Phila-delphia |
| All dwelling units.....  | 15,039            | 4,679        | 3,236        | 6,204      | 5,174    | 4,039        | 4,688   | 6,008      | 14,282     | 7,426           | 9,180       | 4,007          | 5,930    | 599,495       |
| Not dilapidated:   |                   |              |              |            |          |              |         |            |            |                 |             |                |          |               |
| With private toilet and bath, and hot running water.....                 | 9,843             | 2,767        | 2,102        | 5,288      | 3,389    | 2,489        | 3,711   | 4,590      | 10,785     | 5,596           | 6,977       | 2,796          | 4,989    | 501,311       |
| With private toilet and bath, and only cold water.....                   | 145               | 43           | 51           | 5          | 136      | 119          | 29      | 33         | 71         | 43              | 88          | 13             | 13       | 6,143         |
| With running water, lacking private toilet or bath.....                  | 3,505             | 1,361        | 912          | 501        | 1,257    | 1,253        | 752     | 860        | 2,227      | 1,131           | 1,358       | 749            | 426      | 46,231        |
| No running water.....  | 17                | 4            | 4            | 3          | 4        | 4            | 13      | 4          | 32         | 12              | 10          | 2              | 17       | 620           |
| Dilapidated:   |                   |              |              |            |          |              |         |            |            |                 |             |                |          |               |
| With private toilet and bath, and hot running water.....                 | 384               | 122          | 23           | 198        | 87       | 14           | 44      | 206        | 470        | 236             | 167         | 196            | 239      | 9,922         |
| Lacking hot water, private toilet or bath.....                           | 986               | 286          | 68           | 79         | 214      | 38           | 63      | 215        | 495        | 305             | 137         | 153            | 118      | 15,340        |
| Condition or plumbing facilities not reported.....                       | 159               | 96           | 76           | 130        | 87       | 124          | 76      | 100        | 202        | 103             | 443         | 92             | 128      | 19,928        |
| Owner-occupied dwelling units.....                                       | 7,151             | 1,729        | 1,823        | 2,506      | 2,587    | 2,519        | 2,895   | 2,663      | 8,380      | 3,959           | 5,652       | 1,991          | 3,340    | 328,035       |
| Not dilapidated:   |                   |              |              |            |          |              |         |            |            |                 |             |                |          |               |
| With private toilet and bath, and hot running water.....                 | 5,780             | 1,325        | 1,429        | 2,318      | 2,095    | 1,705        | 2,481   | 2,216      | 7,236      | 3,427           | 4,812       | 1,580          | 3,038    | 306,289       |
| With private toilet and bath, and only cold water.....                   | 58                | 15           | 23           | 2          | 62       | 55           | 18      | 4          | 34         | 18              | 33          | 7              | 8        | 1,361         |
| With running water, lacking private toilet or bath.....                  | 1,078             | 306          | 309          | 95         | 353      | 687          | 315     | 306        | 715        | 371             | 455         | 264            | 125      | 7,216         |
| No running water.....  | 2                 | 1            | 2            | ...        | 2        | 1            | 5       | 3          | 15         | 5               | 2           | 1              | 5        | 129           |
| Dilapidated:   |                   |              |              |            |          |              |         |            |            |                 |             |                |          |               |
| With private toilet and bath, and hot running water.....                 | 102               | 40           | 8            | 37         | 19       | 8            | 15      | 58         | 201        | 49              | 94          | 70             | 84       | 2,821         |
| Lacking hot water, private toilet or bath.....                           | 76                | 23           | 10           | 11         | 23       | 9            | 22      | 40         | 94         | 48              | 40          | 43             | 23       | 705           |
| Condition or plumbing facilities not reported.....                       | 55                | 19           | 42           | 43         | 33       | 54           | 39      | 36         | 85         | 41              | 216         | 26             | 57       | 7,514         |
| Renter-occupied dwelling units.....                                      | 7,700             | 2,908        | 1,321        | 3,479      | 2,502    | 1,449        | 1,740   | 3,281      | 5,713      | 3,348           | 3,431       | 1,988          | 2,474    | 256,663       |
| Not dilapidated:   |                   |              |              |            |          |              |         |            |            |                 |             |                |          |               |
| With private toilet and bath, and hot running water.....                 | 3,963             | 1,429        | 634          | 2,859      | 1,251    | 763          | 1,187   | 2,342      | 3,439      | 2,092           | 2,110       | 1,203          | 1,885    | 183,685       |
| With private toilet and bath, and only cold water.....                   | 84                | 28           | 26           | 3          | 73       | 61           | 11      | 29         | 37         | 24              | 55          | 12             | 4        | 4,635         |
| With running water, lacking private toilet or bath.....                  | 2,386             | 1,044        | 576          | 372        | 889      | 547          | 435     | 549        | 1,473      | 741             | 888         | 480            | 291      | 37,538        |
| No running water.....  | 13                | 3            | ...          | 2          | 2        | 1            | 8       | 1          | 15         | 5               | 7           | 1              | 12       | 446           |
| Dilapidated:   |                   |              |              |            |          |              |         |            |            |                 |             |                |          |               |
| With private toilet and bath, and hot running water.....                 | 274               | 81           | 12           | 140        | 60       | 6            | 28      | 145        | 264        | 184             | 69          | 122            | 144      | 6,626         |
| Lacking hot water, private toilet or bath.....                           | 890               | 260          | 50           | 57         | 175      | 28           | 39      | 167        | 382        | 251             | 94          | 109            | 88       | 13,837        |
| Condition or plumbing facilities not reported.....                       | 90                | 63           | 23           | 46         | 52       | 43           | 32      | 48         | 103        | 51              | 208         | 61             | 50       | 9,896         |
| Vacant nonseasonal not dilapidated dwelling units, for rent or sale..... | 83                | 23           | 23           | 93         | 29       | 24           | 22      | 24         | 96         | 71              | 50          | 8              | 42       | 7,613         |
| With private toilet and bath, and hot running water.....                 | 49                | 10           | 13           | 63         | 22       | 11           | 18      | 17         | 64         | 55              | 37          | 5              | 29       | 5,780         |
| With private toilet and bath, and only cold water.....                   | 3                 | ...          | ...          | ...        | ...      | 2            | ...     | ...        | ...        | 1               | ...         | ...            | 1        | 79            |
| With running water, lacking private toilet or bath.....                  | 27                | 7            | 8            | 26         | 7        | 7            | 2       | 3          | 30         | 11              | 10          | 3              | 7        | 1,069         |
| No running water.....  | 2                 | ...          | ...          | 1          | ...      | ...          | ...     | ...        | 2          | ...             | ...         | ...            | ...      | 17            |
| Plumbing facilities not reported.....                                    | 2                 | 6            | 2            | 3          | ...      | 4            | 2       | 4          | ...        | 4               | 3           | ...            | 5        | 668           |
| All other dwelling units.....  | 105               | 19           | 69           | 126        | 56       | 47           | 31      | 40         | 93         | 48              | 47          | 20             | 74       | 7,184         |

HOUSING—GENERAL CHARACTERISTICS

Table 18.—CONDITION AND PLUMBING FACILITIES, FOR STANDARD METROPOLITAN AREAS AND CONSTITUENT COUNTIES, URBANIZED AREAS, AND URBAN PLACES OF 10,000 OR MORE: 1950—Con.

| Condition and plumbing facilities and occupancy                          | Urban places—Con. |            |          |          |           |            |         |          |          |        |            |               |          |         |
|--|-------------------|------------|----------|----------|-----------|------------|---------|----------|----------|--------|------------|---------------|----------|---------|
|  | Phoenixville      | Pittsburgh | Pittston | Plymouth | Pottstown | Pottsville | Reading | Scranton | Shamokin | Sharon | Shenandoah | State College | Steelton | Sunbury |
| All dwelling units.....  | 3,487             | 193,889    | 3,946    | 3,791    | 6,665     | 6,827      | 32,890  | 36,997   | 5,088    | 7,666  | 4,521      | 3,105         | 3,303    | 4,981   |
| Not dilapidated:   |                   |            |          |          |           |            |         |          |          |        |            |               |          |         |
| With private toilet and bath, and hot running water.....                 | 3,047             | 125,015    | 3,067    | 2,388    | 5,802     | 5,670      | 26,269  | 28,984   | 3,881    | 6,308  | 2,346      | 2,499         | 2,142    | 4,357   |
| With private toilet and bath, and only cold water.....                   | 58                | 1,590      | 40       | 69       | 77        | 59         | 803     | 1,083    | 47       | 25     | 84         | 4             | 52       | 15      |
| With running water, lacking private toilet or bath.....                  | 214               | 47,991     | 390      | 906      | 543       | 649        | 4,629   | 4,645    | 762      | 1,073  | 1,825      | 245           | 760      | 377     |
| No running water.....  | 7                 | 219        | ...      | 6        | 59        | 19         | 83      | 25       | 4        | 8      | 8          | 251           | 20       | 16      |
| Dilapidated:   |                   |            |          |          |           |            |         |          |          |        |            |               |          |         |
| With private toilet and bath, and hot running water.....                 | 33                | 4,077      | 242      | 107      | 40        | 125        | 254     | 728      | 90       | 97     | 21         | 38            | 45       | 78      |
| Lacking hot water, private toilet or bath.....                           | 55                | 10,057     | 138      | 238      | 47        | 148        | 551     | 997      | 166      | 122    | 136        | 22            | 210      | 66      |
| Condition or plumbing facilities not reported.....                       | 73                | 4,940      | 69       | 77       | 97        | 157        | 301     | 535      | 138      | 33     | 101        | 46            | 74       | 72      |
| Owner-occupied dwelling units.....                                       | 2,393             | 80,951     | 2,036    | 1,628    | 4,154     | 3,696      | 18,677  | 16,505   | 3,003    | 5,170  | 2,039      | 1,248         | 1,952    | 2,220   |
| Not dilapidated:   |                   |            |          |          |           |            |         |          |          |        |            |               |          |         |
| With private toilet and bath, and hot running water.....                 | 2,222             | 63,785     | 1,741    | 1,241    | 3,745     | 3,316      | 16,162  | 14,078   | 2,520    | 4,666  | 1,421      | 1,126         | 1,482    | 2,084   |
| With private toilet and bath, and only cold water.....                   | 23                | 605        | 6        | 25       | 24        | 21         | 310     | 289      | 25       | 16     | 26         | ...           | 32       | 5       |
| With running water, lacking private toilet or bath.....                  | 93                | 12,686     | 152      | 240      | 257       | 214        | 1,832   | 1,503    | 341      | 398    | 535        | 38            | 345      | 84      |
| No running water.....  | ...               | 80         | ...      | 2        | 35        | 5          | 30      | 12       | 1        | 2      | 3          | 54            | 3        | 4       |
| Dilapidated:   |                   |            |          |          |           |            |         |          |          |        |            |               |          |         |
| With private toilet and bath, and hot running water.....                 | 11                | 1,173      | 82       | 43       | 23        | 57         | 91      | 231      | 37       | 43     | 11         | 10            | 16       | 13      |
| Lacking hot water, private toilet or bath.....                           | 14                | 985        | 24       | 55       | 25        | 27         | 132     | 187      | 24       | 30     | 13         | 4             | 38       | 3       |
| Condition or plumbing facilities not reported.....                       | 30                | 1,637      | 31       | 22       | 45        | 56         | 120     | 205      | 55       | 15     | 30         | 16            | 36       | 27      |
| Renter-occupied dwelling units.....                                      | 1,012             | 109,941    | 1,825    | 2,101    | 2,435     | 3,003      | 13,627  | 19,920   | 1,993    | 2,431  | 2,399      | 1,824         | 1,305    | 2,693   |
| Not dilapidated:   |                   |            |          |          |           |            |         |          |          |        |            |               |          |         |
| With private toilet and bath, and hot running water.....                 | 781               | 59,769     | 1,289    | 1,121    | 2,008     | 2,270      | 9,713   | 14,576   | 1,318    | 1,600  | 906        | 1,345         | 637      | 2,227   |
| With private toilet and bath, and only cold water.....                   | 34                | 962        | 33       | 44       | 51        | 37         | 480     | 771      | 22       | 9      | 58         | 4             | 20       | 9       |
| With running water, lacking private toilet or bath.....                  | 118               | 34,640     | 227      | 655      | 281       | 423        | 2,700   | 3,077    | 409      | 666    | 1,276      | 204           | 406      | 290     |
| No running water.....  | 6                 | 128        | ...      | 3        | 24        | 13         | 48      | 11       | 3        | 5      | 5          | 197           | 13       | 10      |
| Dilapidated:   |                   |            |          |          |           |            |         |          |          |        |            |               |          |         |
| With private toilet and bath, and hot running water.....                 | 21                | 2,750      | 142      | 63       | 16        | 63         | 156     | 470      | 46       | 53     | 8          | 28            | 28       | 61      |
| Lacking hot water, private toilet or bath.....                           | 35                | 8,778      | 104      | 172      | 19        | 115        | 390     | 754      | 129      | 91     | 105        | 17            | 168      | 61      |
| Condition or plumbing facilities not reported.....                       | 17                | 2,914      | 30       | 43       | 36        | 82         | 140     | 261      | 66       | 7      | 41         | 29            | 33       | 35      |
| Vacant nonseasonal nor dilapidated dwelling units, for rent or sale..... | 36                | 1,477      | 29       | 14       | 28        | 61         | 308     | 208      | 33       | 36     | 18         | 22            | 24       | 14      |
| With private toilet and bath, and hot running water.....                 | 22                | 874        | 21       | 7        | 20        | 50         | 231     | 158      | 22       | 29     | 6          | 20            | 14       | 10      |
| With private toilet and bath, and only cold water.....                   | 1                 | 16         | ...      | ...      | ...       | ...        | 7       | 10       | ...      | ...    | ...        | ...           | ...      | 1       |
| With running water, lacking private toilet or bath.....                  | 2                 | 474        | 8        | 7        | 1         | 7          | 59      | 25       | 8        | 7      | 5          | 2             | 4        | ...     |
| No running water.....  | 1                 | 3          | ...      | ...      | ...       | ...        | 2       | 2        | ...      | ...    | ...        | ...           | 4        | ...     |
| Plumbing facilities not reported.....                                    | 10                | 110        | ...      | ...      | 7         | 4          | 9       | 13       | 3        | ...    | 7          | ...           | 2        | 3       |
| All other dwelling units.....  | 46                | 1,520      | 56       | 48       | 48        | 67         | 278     | 364      | 59       | 29     | 65         | 11            | 22       | 54      |

| Condition and plumbing facilities and occupancy                          | Urban places—Con. |         |              |           |        |            |            |              |              |              |            |              |        |        |
|--|-------------------|---------|--------------|-----------|--------|------------|------------|--------------|--------------|--------------|------------|--------------|--------|--------|
|  | Swissvale         | Tamaqua | Turtle Creek | Uniontown | Warren | Washington | Waynesboro | West Chester | West Mifflin | Wilkes-Barre | Wilkesburg | Williamsport | Yeadon | York   |
| All dwelling units.....  | 4,644             | 3,244   | 3,492        | 6,179     | 4,857  | 7,752      | 3,340      | 3,941        | 4,849        | 21,342       | 10,033     | 13,975       | 3,098  | 18,727 |
| Not dilapidated:   |                   |         |              |           |        |            |            |              |              |              |            |              |        |        |
| With private toilet and bath, and hot running water.....                 | 3,727             | 2,895   | 2,744        | 4,897     | 4,312  | 5,557      | 2,542      | 3,282        | 3,788        | 17,081       | 8,139      | 11,051       | 3,046  | 12,901 |
| With private toilet and bath, and only cold water.....                   | 8                 | 12      | 7            | 37        | 5      | 59         | 45         | 32           | 59           | 143          | 11         | 208          | 3      | 358    |
| With running water, lacking private toilet or bath.....                  | 689               | 166     | 513          | 770       | 180    | 1,402      | 600        | 322          | 621          | 1,814        | 1,258      | 1,666        | ...    | 4,725  |
| No running water.....  | 1                 | 1       | 1            | 4         | 7      | 19         | 17         | 2            | 84           | 11           | 5          | 37           | ...    | 22     |
| Dilapidated:   |                   |         |              |           |        |            |            |              |              |              |            |              |        |        |
| With private toilet and bath, and hot running water.....                 | 92                | 39      | 113          | 139       | 131    | 209        | 12         | 44           | 37           | 948          | 255        | 273          | 12     | 70     |
| Lacking hot water, private toilet or bath.....                           | 43                | 23      | 74           | 265       | 59     | 332        | 53         | 65           | 157          | 672          | 131        | 506          | ...    | 480    |
| Condition or plumbing facilities not reported.....                       | 84                | 108     | 40           | 67        | 163    | 174        | 71         | 194          | 103          | 673          | 234        | 234          | 37     | 171    |
| Owner-occupied dwelling units.....                                       | 2,561             | 1,906   | 1,354        | 2,861     | 2,856  | 3,476      | 1,738      | 1,982        | 3,101        | 9,824        | 4,599      | 6,534        | 2,639  | 9,556  |
| Not dilapidated:   |                   |         |              |           |        |            |            |              |              |              |            |              |        |        |
| With private toilet and bath, and hot running water.....                 | 2,239             | 1,738   | 1,137        | 2,524     | 2,646  | 2,856      | 1,462      | 1,738        | 2,521        | 8,570        | 4,061      | 5,818        | 2,608  | 7,778  |
| With private toilet and bath, and only cold water.....                   | 3                 | 4       | 3            | 18        | 3      | 21         | 16         | 9            | 41           | 37           | 3          | 52           | 1      | 130    |
| With running water, lacking private toilet or bath.....                  | 240               | 83      | 164          | 220       | 56     | 423        | 209        | 118          | 345          | 538          | 348        | 399          | ...    | 1,473  |
| No running water.....  | 1                 | ...     | ...          | 1         | 2      | 7          | 5          | 1            | 54           | 3            | 3          | 13           | ...    | 2      |
| Dilapidated:   |                   |         |              |           |        |            |            |              |              |              |            |              |        |        |
| With private toilet and bath, and hot running water.....                 | 23                | 18      | 21           | 33        | 54     | 49         | 7          | 22           | 24           | 301          | 70         | 85           | 10     | 30     |
| Lacking hot water, private toilet or bath.....                           | 7                 | 10      | 10           | 43        | 17     | 63         | 11         | 12           | 53           | 140          | 28         | 106          | ...    | 84     |
| Condition or plumbing facilities not reported.....                       | 48                | 53      | 19           | 22        | 78     | 57         | 28         | 82           | 63           | 235          | 86         | 61           | 20     | 59     |
| Renter-occupied dwelling units.....                                      | 2,058             | 1,318   | 2,099        | 3,203     | 1,897  | 4,151      | 1,543      | 1,867        | 1,601        | 11,232       | 5,306      | 7,216        | 418    | 8,817  |
| Not dilapidated:   |                   |         |              |           |        |            |            |              |              |              |            |              |        |        |
| With private toilet and bath, and hot running water.....                 | 1,470             | 1,150   | 1,579        | 2,306     | 1,600  | 2,629      | 1,055      | 1,478        | 1,154        | 8,354        | 3,984      | 5,101        | 403    | 4,922  |
| With private toilet and bath, and only cold water.....                   | 5                 | 8       | 4            | 19        | 2      | 37         | 29         | 23           | 16           | 104          | 8          | 153          | 2      | 225    |
| With running water, lacking private toilet or bath.....                  | 445               | 83      | 342          | 537       | 120    | 951        | 384        | 204          | 268          | 1,267        | 893        | 1,236        | ...    | 3,166  |
| No running water.....  | ...               | 1       | 1            | 3         | 3      | 12         | 11         | 1            | 26           | 7            | 2          | 21           | ...    | 18     |
| Dilapidated:   |                   |         |              |           |        |            |            |              |              |              |            |              |        |        |
| With private toilet and bath, and hot running water.....                 | 69                | 20      | 91           | 102       | 71     | 158        | 5          | 21           | 10           | 638          | 180        | 184          | 2      | 36     |
| Lacking hot water, private toilet or bath.....                           | 35                | 13      | 62           | 215       | 39     | 260        | 37         | 52           | 92           | 515          | 99         | 384          | ...    | 379    |
| Condition or plumbing facilities not reported.....                       | 34                | 43      | 20           | 21        | 62     | 104        | 22         | 88           | 35           | 347          | 140        | 137          | 11     | 71     |
| Vacant nonseasonal nor dilapidated dwelling units, for rent or sale..... | 10                | 8       | 23           | 35        | 46     | 72         | 19         | 45           | 58           | 122          | 59         | 110          | 15     | 190    |
| With private toilet and bath, and hot running water.....                 | 6                 | 4       | 17           | 29        | 38     | 46         | 9          | 35           | 50           | 99           | 51         | 78           | 13     | 120    |
| With private toilet and bath, and only cold water.....                   | ...               | ...     | 6            | ...       | ...    | ...        | ...        | ...          | 1            | 1            | ...        | 2            | ...    | 2      |
| With running water, lacking private toilet or bath.....                  | 4                 | ...     | ...          | 5         | 4      | 22         | 4          | ...          | 5            | 6            | 6          | 21           | ...    | 52     |
| No running water.....  | ...               | ...     | ...          | 1         | 2      | 4          | 6          | 10           | 2            | 16           | 2          | 9            | ...    | ...    |
| Plumbing facilities not reported.....                                    | ...               | 4       | ...          | ...       | ...    | ...        | ...        | ...          | ...          | ...          | ...        | ...          | ...    | ...    |
| All other dwelling units.....  | 15                | 12      | 16           | 80        | 58     | 53         | 40         | 47           | 89           | 164          | 69         | 115          | 26     | 164    |

Table 19.—DWELLING UNITS BY NUMBER OF ROOMS, NUMBER OF PERSONS, AND PERSONS PER ROOM, FOR STANDARD METROPOLITAN AREAS AND CONSTITUENT COUNTIES, URBANIZED AREAS, AND URBAN PLACES OF 10,000 OR MORE: 1950

| Subject  | Standard metropolitan areas |               |                     |                      |              |             |            |                    |                |           |                  |                  |                  |
|--|-----------------------------|---------------|---------------------|----------------------|--------------|-------------|------------|--------------------|----------------|-----------|------------------|------------------|------------------|
|  | Allentown-Bethlehem-Easton  |               |                     |                      | Altoona      | Erie        | Harrisburg |                    |                | Johnstown |                  |                  | Lancaster        |
|  | The area                    | Lehigh County | Nor-thampton County | Warren County, N. J. | Blair County | Erie County | The area   | Cumber-land County | Dauphin County | The area  | Cambridia County | Som-erset County | Lancaster County |
| <b>NUMBER OF ROOMS</b>   |                             |               |                     |                      |              |             |            |                    |                |           |                  |                  |                  |
| All dwelling units.....  | 127,182                     | 56,898        | 52,645              | 17,639               | 40,941       | 64,813      | 87,356     | 28,441             | 58,915         | 78,749    | 55,431           | 23,318           | 67,376           |
| 1 room.....  | 1,451                       | 713           | 538                 | 200                  | 624          | 1,058       | 1,124      | 371                | 753            | 1,036     | 714              | 322              | 798              |
| 2 rooms.....   | 4,045                       | 2,279         | 1,338               | 428                  | 1,401        | 2,464       | 3,761      | 866                | 2,895          | 3,661     | 2,581            | 1,080            | 2,250            |
| 3 rooms.....   | 11,311                      | 5,109         | 4,989               | 1,213                | 3,236        | 5,674       | 8,736      | 2,529              | 6,207          | 7,126     | 5,213            | 1,913            | 5,178            |
| 4 rooms.....   | 18,687                      | 7,944         | 7,961               | 2,782                | 5,687        | 9,913       | 11,871     | 4,363              | 7,508          | 16,433    | 12,101           | 4,332            | 7,551            |
| 5 rooms.....   | 19,174                      | 8,169         | 7,888               | 3,117                | 6,553        | 14,429      | 12,236     | 4,226              | 8,010          | 13,981    | 10,073           | 3,908            | 8,344            |
| 6 rooms.....   | 37,721                      | 16,161        | 16,642              | 4,918                | 11,952       | 14,616      | 23,675     | 8,097              | 15,578         | 19,412    | 14,426           | 4,986            | 17,577           |
| 7 rooms.....   | 14,317                      | 6,408         | 5,771               | 2,138                | 5,724        | 7,496       | 10,309     | 3,556              | 6,753          | 6,828     | 4,436            | 2,392            | 9,750            |
| 8 rooms.....   | 11,216                      | 6,012         | 3,888               | 1,316                | 3,124        | 4,230       | 9,399      | 2,364              | 7,029          | 5,481     | 3,086            | 2,395            | 8,083            |
| 9 rooms or more.....   | 7,334                       | 3,414         | 2,894               | 1,026                | 1,920        | 3,660       | 5,004      | 1,583              | 3,421          | 3,294     | 1,935            | 1,359            | 6,769            |
| Not reported.....  | 1,926                       | 689           | 736                 | 501                  | 720          | 1,273       | 1,247      | 486                | 761            | 1,497     | 866              | 631              | 1,076            |
| Owner-occupied dwelling units.....                                       | 75,379                      | 34,434        | 31,467              | 9,478                | 25,325       | 38,223      | 48,660     | 16,788             | 31,872         | 44,574    | 31,044           | 13,530           | 38,696           |
| 1 room.....  | 254                         | 102           | 110                 | 42                   | 95           | 276         | 222        | 108                | 114            | 195       | 129              | 66               | 176              |
| 2 rooms.....   | 633                         | 304           | 241                 | 88                   | 236          | 481         | 524        | 190                | 334            | 631       | 416              | 215              | 406              |
| 3 rooms.....   | 2,202                       | 1,007         | 892                 | 303                  | 760          | 1,421       | 1,699      | 613                | 1,086          | 1,747     | 1,210            | 537              | 1,085            |
| 4 rooms.....   | 6,771                       | 2,914         | 2,878               | 979                  | 2,183        | 4,273       | 4,213      | 1,756              | 2,457          | 6,891     | 5,065            | 1,826            | 2,528            |
| 5 rooms.....   | 10,769                      | 4,701         | 4,542               | 1,526                | 3,917        | 7,678       | 6,485      | 2,504              | 3,981          | 8,458     | 6,287            | 2,171            | 4,401            |
| 6 rooms.....   | 27,933                      | 12,382        | 12,403              | 3,148                | 9,104        | 10,772      | 16,542     | 5,796              | 10,746         | 13,420    | 9,926            | 3,474            | 11,425           |
| 7 rooms.....   | 11,226                      | 5,064         | 4,607               | 1,555                | 4,105        | 7,683       | 6,106      | 2,725              | 4,958          | 5,335     | 3,585            | 1,950            | 7,139            |
| 8 rooms.....   | 8,961                       | 4,848         | 3,135               | 978                  | 2,375        | 3,605       | 6,935      | 1,747              | 5,188          | 4,496     | 2,522            | 1,974            | 6,014            |
| 9 rooms or more.....   | 5,921                       | 2,792         | 2,364               | 765                  | 1,608        | 3,161       | 3,871      | 1,178              | 2,693          | 2,640     | 1,536            | 1,104            | 5,132            |
| Not reported.....  | 709                         | 320           | 295                 | 94                   | 232          | 450         | 486        | 171                | 315            | 561       | 368              | 193              | 390              |
| Renter-occupied dwelling units.....                                      | 46,908                      | 20,909        | 19,543              | 6,456                | 14,233       | 23,657      | 35,310     | 10,146             | 25,164         | 31,635    | 23,120           | 8,515            | 26,432           |
| 1 room.....  | 989                         | 511           | 391                 | 87                   | 261          | 672         | 767        | 183                | 584            | 764       | 540              | 224              | 510              |
| 2 rooms.....   | 3,133                       | 1,878         | 1,016               | 239                  | 1,069        | 1,761       | 2,922      | 567                | 2,355          | 2,799     | 2,057            | 742              | 1,650            |
| 3 rooms.....   | 8,528                       | 3,895         | 3,901               | 732                  | 2,327        | 3,967       | 6,487      | 1,724              | 4,763          | 5,086     | 3,867            | 1,219            | 3,833            |
| 4 rooms.....   | 11,028                      | 4,768         | 4,762               | 1,498                | 3,305        | 5,058       | 7,048      | 2,284              | 4,764          | 9,056     | 6,759            | 2,297            | 4,710            |
| 5 rooms.....   | 7,705                       | 3,250         | 3,090               | 1,365                | 2,479        | 6,152       | 5,367      | 1,545              | 3,822          | 5,234     | 3,636            | 1,598            | 3,693            |
| 6 rooms.....   | 9,088                       | 3,534         | 3,985               | 1,569                | 2,667        | 3,561       | 6,607      | 2,058              | 4,549          | 5,679     | 4,315            | 1,364            | 5,795            |
| 7 rooms.....   | 2,803                       | 1,232         | 1,084               | 487                  | 1,010        | 1,258       | 2,448      | 758                | 1,690          | 1,204     | 815              | 389              | 2,882            |
| 8 rooms.....   | 2,038                       | 1,087         | 692                 | 259                  | 504          | 536         | 2,291      | 558                | 1,733          | 897       | 537              | 360              | 1,961            |
| 9 rooms or more.....   | 1,235                       | 571           | 478                 | 186                  | 281          | 407         | 1,034      | 355                | 679            | 587       | 367              | 220              | 1,553            |
| Not reported.....  | 361                         | 183           | 144                 | 34                   | 130          | 285         | 339        | 114                | 225            | 329       | 227              | 102              | 245              |
| Vacant nonseasonal not dilapidated dwelling units, for rent or sale..... | 1,110                       | 469           | 478                 | 163                  | 306          | 524         | 871        | 275                | 596            | 473       | 315              | 158              | 558              |
| 1 or 2 rooms.....  | 81                          | 41            | 30                  | 10                   | 51           | 59          | 96         | 21                 | 75             | 59        | 37               | 22               | 52               |
| 3 rooms.....   | 149                         | 69            | 61                  | 19                   | 43           | 68          | 196        | 40                 | 156            | 68        | 49               | 19               | 67               |
| 4 rooms.....   | 247                         | 97            | 101                 | 49                   | 48           | 115         | 209        | 80                 | 129            | 98        | 67               | 31               | 81               |
| 5 rooms.....   | 185                         | 54            | 103                 | 28                   | 50           | 102         | 100        | 46                 | 54             | 80        | 51               | 29               | 91               |
| 6 rooms.....   | 181                         | 93            | 68                  | 20                   | 45           | 63          | 111        | 38                 | 73             | 73        | 51               | 22               | 97               |
| 7 rooms or more.....   | 173                         | 86            | 64                  | 23                   | 52           | 62          | 90         | 30                 | 60             | 54        | 32               | 22               | 109              |
| Not reported.....  | 94                          | 29            | 51                  | 14                   | 17           | 55          | 69         | 20                 | 49             | 41        | 28               | 13               | 61               |
| All other dwelling units.....  | 3,785                       | 1,086         | 1,157               | 1,542                | 1,077        | 2,409       | 2,515      | 1,232              | 1,283          | 2,067     | 952              | 1,115            | 1,690            |
| <b>NUMBER OF PERSONS</b>   |                             |               |                     |                      |              |             |            |                    |                |           |                  |                  |                  |
| All occupied dwelling units.....   | 122,287                     | 55,343        | 51,010              | 15,934               | 39,558       | 61,880      | 83,970     | 26,934             | 57,036         | 76,209    | 54,164           | 22,045           | 65,128           |
| 1 person.....  | 8,518                       | 3,788         | 3,379               | 1,351                | 3,314        | 4,705       | 7,313      | 2,171              | 5,142          | 4,617     | 2,930            | 1,687            | 4,789            |
| 2 persons.....   | 32,837                      | 15,224        | 13,105              | 4,508                | 10,822       | 16,787      | 24,470     | 7,780              | 16,690         | 16,974    | 11,825           | 5,149            | 17,706           |
| 3 persons.....   | 29,568                      | 13,473        | 12,368              | 3,727                | 9,312        | 14,409      | 20,291     | 6,560              | 13,731         | 18,029    | 12,921           | 5,108            | 15,626           |
| 4 persons.....   | 24,278                      | 10,824        | 10,426              | 3,028                | 7,193        | 12,380      | 15,356     | 5,125              | 10,231         | 14,183    | 9,925            | 4,258            | 12,074           |
| 5 persons.....   | 13,809                      | 6,172         | 5,890               | 1,747                | 4,350        | 7,017       | 8,270      | 2,722              | 5,548          | 8,966     | 6,315            | 2,651            | 6,904            |
| 6 persons.....   | 6,715                       | 2,979         | 2,924               | 812                  | 2,126        | 3,516       | 4,044      | 1,294              | 2,790          | 6,496     | 5,020            | 1,476            | 3,651            |
| 7 persons.....   | 3,344                       | 1,457         | 1,492               | 395                  | 1,139        | 1,660       | 2,069      | 614                | 1,455          | 3,647     | 2,803            | 844              | 2,047            |
| 8 persons.....   | 1,619                       | 696           | 754                 | 169                  | 626          | 704         | 985        | 311                | 674            | 1,409     | 999              | 410              | 1,051            |
| 9 persons.....   | 774                         | 332           | 334                 | 108                  | 318          | 314         | 492        | 137                | 395            | 628       | 598              | 230              | 568              |
| 10 persons or more.....  | 825                         | 398           | 338                 | 89                   | 358          | 388         | 680        | 220                | 460            | 1,060     | 828              | 232              | 712              |
| Median number of persons.....  | 3.2                         | 3.1           | 3.2                 | 3.1                  | 3.1          | 3.2         | 3.0        | 3.0                | 3.0            | 3.4       | 3.5              | 3.3              | 3.1              |
| Owner-occupied dwelling units.....                                       | 75,379                      | 34,434        | 31,467              | 9,478                | 25,325       | 38,223      | 48,660     | 16,788             | 31,872         | 44,574    | 31,044           | 13,530           | 38,696           |
| 1 person.....  | 4,150                       | 1,743         | 1,662               | 745                  | 1,562        | 2,208       | 3,301      | 1,156              | 2,145          | 2,461     | 1,641            | 820              | 2,560            |
| 2 persons.....   | 19,243                      | 8,850         | 7,622               | 2,771                | 6,790        | 9,716       | 13,765     | 4,847              | 8,918          | 9,576     | 6,366            | 3,210            | 10,599           |
| 3 persons.....   | 17,565                      | 8,085         | 7,338               | 2,142                | 5,793        | 8,600       | 11,612     | 3,971              | 7,641          | 9,480     | 6,483            | 2,997            | 8,946            |
| 4 persons.....   | 15,654                      | 7,181         | 6,726               | 1,747                | 4,829        | 7,963       | 9,425      | 3,283              | 6,142          | 9,039     | 6,454            | 2,585            | 7,999            |
| 5 persons.....   | 9,406                       | 4,311         | 4,029               | 1,066                | 3,067        | 4,875       | 5,336      | 1,812              | 3,524          | 6,144     | 4,415            | 1,729            | 4,356            |
| 6 persons.....   | 4,768                       | 2,209         | 2,051               | 508                  | 1,527        | 2,375       | 2,615      | 879                | 1,736          | 3,598     | 2,591            | 1,007            | 2,364            |
| 7 persons.....   | 2,350                       | 1,043         | 1,042               | 265                  | 827          | 1,241       | 1,303      | 405                | 898            | 2,040     | 1,465            | 575              | 1,223            |
| 8 persons.....   | 1,160                       | 504           | 539                 | 117                  | 438          | 510         | 595        | 196                | 399            | 1,033     | 750              | 283              | 690              |
| 9 persons.....   | 527                         | 240           | 225                 | 62                   | 229          | 244         | 313        | 94                 | 221            | 574       | 406              | 168              | 393              |
| 10 persons or more.....  | 556                         | 268           | 233                 | 55                   | 263          | 291         | 395        | 145                | 248            | 629       | 473              | 156              | 466              |
| Median number of persons.....  | 3.3                         | 3.3           | 3.4                 | 3.1                  | 3.2          | 3.3         | 3.1        | 3.1                | 3.1            | 3.6       | 3.7              | 3.4              | 3.2              |
| Renter-occupied dwelling units.....                                      | 46,908                      | 20,909        | 19,543              | 6,456                | 14,233       | 23,657      | 35,310     | 10,146             | 25,164         | 31,635    | 23,120           | 8,515            | 26,432           |
| 1 person.....  | 4,368                       | 2,045         | 1,717               | 606                  | 1,752        | 2,497       | 4,012      | 1,015              | 2,997          | 2,156     | 1,289            | 867              | 2,229            |
| 2 persons.....   | 13,594                      | 6,374         | 5,483               | 1,737                | 4,032        | 7,071       | 10,705     | 2,933              | 7,772          | 7,398     | 5,439            | 1,939            | 7,107            |
| 3 persons.....   | 12,003                      | 5,388         | 5,020               | 1,585                | 3,519        | 5,809       | 8,679      | 2,589              | 6,090          | 8,549     | 6,438            | 2,111            | 6,680            |
| 4 persons.....   | 8,624                       | 3,643         | 3,700               | 1,281                | 2,364        | 4,417       | 5,931      | 1,842              | 4,089          | 5,144     | 3,471            | 1,673            | 4,975            |
| 5 persons.....   | 4,403                       | 1,861         | 1,861               | 681                  | 1,283        | 2,142       | 2,934      | 910                | 2,024          | 2,822     | 1,900            | 922              | 2,548            |
| 6 persons.....   | 1,947                       | 770           | 873                 | 304                  | 599          | 941         | 1,429      | 415                | 1,014          | 2,898     | 2,429            | 469              | 1,287            |
| 7 persons.....   | 994                         | 414           | 450                 | 130                  | 312          | 419         | 766        | 209                | 557            | 1,607     | 1,338            | 269              | 824              |
| 8 persons.....   | 459                         | 192           | 215                 | 52                   | 188          | 194         | 390        | 115                | 275            | 376       | 249              | 127              | 361              |
| 9 persons.....   | 247                         | 92            | 109                 | 46                   | 89           | 70          | 177        | 43                 | 134            | 254       | 192              | 62               | 175              |
| 10 persons or more.....  | 269                         | 130           | 105                 | 34                   | 95           | 97          | 287        | 75                 | 212            | 431       | 355              | 76               | 246              |
| Median number of persons.....  | 3.0                         | 2.9           | 3.0                 | 3.1                  | 2.9          | 2.9         | 2.8        | 2.9                | 2.8            | 3.2       | 3.2              | 3.2              | 3.1              |
| <b>PERSONS PER ROOM</b>  |                             |               |                     |                      |              |             |            |                    |                |           |                  |                  |                  |
| All occupied dwelling units.....   | 122,287                     | 55,343        | 51,010              | 15,934               | 39,558       | 61,880      | 83,970     | 26,934             | 57,036         | 76,209    | 54,164</         |                  |                  |

HOUSING—GENERAL CHARACTERISTICS

Table 19.—DWELLING UNITS BY NUMBER OF ROOMS, NUMBER OF PERSONS, AND PERSONS PER ROOM, FOR STANDARD METROPOLITAN AREAS AND CONSTITUENT COUNTIES, URBANIZED AREAS, AND URBAN PLACES OF 10,000 OR MORE: 1950—Con.

| Subject  | Standard metropolitan areas—Con. |                 |                   |                         |                           |                             |                                     |                            |                                |            |                          |                  |                           |                            |                             |
|--|----------------------------------|-----------------|-------------------|-------------------------|---------------------------|-----------------------------|-------------------------------------|----------------------------|--------------------------------|------------|--------------------------|------------------|---------------------------|----------------------------|-----------------------------|
|  | Philadelphia                     |                 |                   |                         |                           |                             |                                     |                            |                                | Pittsburgh |                          |                  |                           | Reading<br>Berks<br>County |                             |
|  | The area                         | Bucks<br>County | Chester<br>County | Del-<br>aware<br>County | Mont-<br>gomery<br>County | Phila-<br>delphia<br>County | Bur-<br>lington<br>County,<br>N. J. | Camden<br>County,<br>N. J. | Gloucester<br>County,<br>N. J. | The area   | Alle-<br>gheny<br>County | Beaver<br>County | Wash-<br>ington<br>County |                            | West-<br>moreland<br>County |
| <b>NUMBER OF ROOMS</b>   |                                  |                 |                   |                         |                           |                             |                                     |                            |                                |            |                          |                  |                           |                            |                             |
| All dwelling units.....  | 1,052,537                        | 44,331          | 42,143            | 116,935                 | 96,598                    | 599,495                     | 36,113                              | 88,429                     | 28,493                         | 628,470    | 430,680                  | 48,845           | 59,940                    | 89,005                     | 75,843                      |
| 1 room.....  | 14,199                           | 642             | 423               | 625                     | 583                       | 10,456                      | 454                                 | 694                        | 322                            | 11,910     | 9,188                    | 628              | 1,003                     | 1,091                      | 884                         |
| 2 rooms.....   | 66,702                           | 1,251           | 1,197             | 2,295                   | 2,299                     | 55,471                      | 1,156                               | 2,229                      | 804                            | 43,592     | 31,915                   | 2,717            | 3,731                     | 5,229                      | 3,125                       |
| 3 rooms.....   | 109,161                          | 3,819           | 3,173             | 9,529                   | 7,241                     | 71,548                      | 3,216                               | 7,939                      | 2,696                          | 95,479     | 69,893                   | 6,313            | 7,892                     | 11,381                     | 7,159                       |
| 4 rooms.....   | 117,572                          | 6,963           | 5,312             | 11,661                  | 10,051                    | 62,091                      | 5,100                               | 12,101                     | 4,293                          | 141,935    | 94,315                   | 11,337           | 15,206                    | 21,077                     | 10,545                      |
| 5 rooms.....   | 134,371                          | 7,553           | 5,752             | 12,271                  | 11,690                    | 67,958                      | 6,518                               | 17,194                     | 5,435                          | 121,792    | 81,649                   | 10,511           | 12,113                    | 17,519                     | 10,490                      |
| 6 rooms.....   | 339,102                          | 10,130          | 10,096            | 47,948                  | 27,385                    | 201,291                     | 7,996                               | 27,693                     | 6,563                          | 128,671    | 87,603                   | 10,782           | 10,949                    | 19,337                     | 20,534                      |
| 7 rooms.....   | 111,524                          | 5,592           | 4,979             | 14,203                  | 12,844                    | 54,873                      | 4,600                               | 9,906                      | 3,527                          | 37,962     | 25,030                   | 3,170            | 3,968                     | 5,794                      | 9,307                       |
| 8 rooms.....   | 70,353                           | 2,348           | 3,731             | 7,614                   | 9,381                     | 37,094                      | 2,922                               | 5,158                      | 2,105                          | 22,039     | 13,592                   | 1,726            | 2,556                     | 4,165                      | 8,226                       |
| 9 rooms or more.....   | 67,914                           | 4,638           | 5,282             | 8,365                   | 12,827                    | 27,395                      | 3,221                               | 4,401                      | 1,785                          | 16,184     | 11,530                   | 996              | 1,568                     | 2,090                      | 4,719                       |
| Not reported.....  | 21,639                           | 1,395           | 1,198             | 2,424                   | 2,297                     | 11,318                      | 930                                 | 1,114                      | 963                            | 8,906      | 5,965                    | 665              | 954                       | 1,322                      | 854                         |
| Owner-occupied dwelling units.....                                       | 629,630                          | 28,286          | 24,654            | 81,180                  | 67,052                    | 328,035                     | 22,329                              | 59,644                     | 18,450                         | 336,580    | 219,250                  | 30,280           | 34,015                    | 53,035                     | 47,058                      |
| 1 room.....  | 1,974                            | 240             | 114               | 173                     | 158                       | 910                         | 89                                  | 169                        | 121                            | 1,498      | 851                      | 175              | 199                       | 273                        | 211                         |
| 2 rooms.....   | 3,388                            | 356             | 255               | 199                     | 318                       | 1,488                       | 239                                 | 307                        | 226                            | 5,183      | 3,032                    | 484              | 681                       | 986                        | 497                         |
| 3 rooms.....   | 14,110                           | 1,016           | 641               | 1,226                   | 1,238                     | 6,900                       | 836                                 | 1,534                      | 719                            | 21,719     | 14,311                   | 1,858            | 2,195                     | 3,355                      | 1,990                       |
| 4 rooms.....   | 38,458                           | 3,302           | 1,924             | 3,406                   | 4,100                     | 16,223                      | 2,072                               | 5,103                      | 2,028                          | 61,537     | 36,931                   | 5,727            | 7,784                     | 11,095                     | 4,454                       |
| 5 rooms.....   | 77,528                           | 4,834           | 2,945             | 7,241                   | 7,231                     | 36,003                      | 4,102                               | 11,438                     | 3,734                          | 76,642     | 49,900                   | 7,458            | 7,809                     | 11,675                     | 6,143                       |
| 6 rooms.....   | 276,007                          | 7,675           | 6,588             | 41,426                  | 22,427                    | 163,269                     | 5,951                               | 23,557                     | 5,114                          | 102,060    | 69,381                   | 9,141            | 8,324                     | 15,214                     | 15,894                      |
| 7 rooms.....   | 92,311                           | 4,664           | 4,619             | 11,858                  | 11,004                    | 44,851                      | 3,731                               | 8,613                      | 2,971                          | 31,483     | 20,735                   | 2,762            | 3,149                     | 4,837                      | 7,440                       |
| 8 rooms.....   | 59,157                           | 1,782           | 2,842             | 6,890                   | 8,094                     | 30,776                      | 2,385                               | 4,583                      | 1,805                          | 18,683     | 11,590                   | 1,521            | 2,091                     | 3,481                      | 6,656                       |
| 9 rooms or more.....   | 58,794                           | 4,083           | 4,381             | 7,689                   | 11,467                    | 22,973                      | 2,729                               | 3,914                      | 1,558                          | 13,968     | 10,040                   | 892              | 1,320                     | 1,716                      | 3,841                       |
| Not reported.....  | 7,903                            | 334             | 345               | 1,072                   | 1,015                     | 4,342                       | 195                                 | 426                        | 174                            | 3,807      | 2,679                    | 262              | 463                       | 403                        | 332                         |
| Renter-occupied dwelling units.....                                      | 388,099                          | 12,428          | 15,732            | 32,822                  | 26,919                    | 256,663                     | 10,584                              | 25,099                     | 7,852                          | 277,977    | 203,444                  | 17,440           | 24,530                    | 32,563                     | 26,172                      |
| 1 room.....  | 11,290                           | 253             | 296               | 423                     | 389                       | 9,015                       | 270                                 | 471                        | 173                            | 9,911      | 8,004                    | 404              | 764                       | 729                        | 578                         |
| 2 rooms.....   | 60,246                           | 642             | 880               | 1,984                   | 1,891                     | 51,920                      | 684                                 | 1,770                      | 475                            | 37,034     | 28,113                   | 2,061            | 2,913                     | 3,947                      | 2,374                       |
| 3 rooms.....   | 90,804                           | 2,453           | 2,190             | 7,969                   | 5,763                     | 62,630                      | 1,966                               | 5,893                      | 1,740                          | 77,394     | 54,244                   | 4,252            | 5,503                     | 7,395                      | 5,218                       |
| 4 rooms.....   | 74,034                           | 3,081           | 2,210             | 7,813                   | 5,554                     | 44,017                      | 2,360                               | 6,133                      | 1,866                          | 77,338     | 55,844                   | 4,238            | 7,081                     | 9,175                      | 5,893                       |
| 5 rooms.....   | 52,695                           | 2,229           | 2,606             | 4,805                   | 4,043                     | 30,610                      | 1,915                               | 5,090                      | 1,397                          | 43,311     | 30,822                   | 2,941            | 4,114                     | 5,434                      | 3,717                       |
| 6 rooms.....   | 56,746                           | 1,961           | 3,280             | 5,631                   | 4,564                     | 34,862                      | 1,970                               | 3,581                      | 1,197                          | 24,760     | 16,941                   | 1,523            | 2,469                     | 3,827                      | 4,254                       |
| 7 rooms.....   | 17,662                           | 757             | 1,264             | 2,194                   | 1,705                     | 9,421                       | 740                                 | 1,111                      | 470                            | 5,089      | 4,071                    | 372              | 768                       | 878                        | 1,705                       |
| 8 rooms.....   | 10,024                           | 426             | 803               | 639                     | 1,193                     | 5,784                       | 435                                 | 486                        | 258                            | 3,070      | 1,840                    | 191              | 416                       | 623                        | 1,441                       |
| 9 rooms or more.....   | 7,632                            | 398             | 774               | 563                     | 1,131                     | 3,775                       | 406                                 | 395                        | 190                            | 1,935      | 1,306                    | 87               | 222                       | 320                        | 764                         |
| Not reported.....  | 6,966                            | 228             | 229               | 801                     | 686                       | 4,629                       | 138                                 | 169                        | 86                             | 2,935      | 2,249                    | 171              | 280                       | 235                        | 228                         |
| Vacant nonseasonal not dilapidated dwelling units, for rent or sale..... | 13,125                           | 547             | 438               | 1,331                   | 940                       | 7,613                       | 516                                 | 1,244                      | 496                            | 5,449      | 3,726                    | 352              | 506                       | 865                        | 609                         |
| 1 or 2 rooms.....  | 1,922                            | 22              | 22                | 71                      | 37                        | 1,662                       | 28                                  | 66                         | 14                             | 756        | 530                      | 65               | 74                        | 87                         | 64                          |
| 3 rooms.....   | 1,970                            | 74              | 48                | 184                     | 118                       | 1,223                       | 69                                  | 175                        | 79                             | 1,227      | 835                      | 85               | 90                        | 217                        | 75                          |
| 4 rooms.....   | 2,126                            | 98              | 57                | 238                     | 143                       | 813                         | 138                                 | 425                        | 124                            | 1,132      | 700                      | 69               | 138                       | 229                        | 128                         |
| 5 rooms.....   | 1,499                            | 91              | 53                | 89                      | 235                       | 650                         | 74                                  | 204                        | 784                            | 546        | 546                      | 41               | 72                        | 125                        | 90                          |
| 6 rooms.....   | 2,841                            | 98              | 70                | 482                     | 170                       | 1,696                       | 82                                  | 163                        | 80                             | 835        | 665                      | 36               | 54                        | 80                         | 102                         |
| 7 rooms or more.....   | 1,524                            | 92              | 75                | 122                     | 159                       | 823                         | 74                                  | 139                        | 40                             | 308        | 193                      | 23               | 37                        | 55                         | 108                         |
| Not reported.....  | 1,243                            | 72              | 113               | 145                     | 78                        | 646                         | 51                                  | 82                         | 56                             | 407        | 257                      | 37               | 41                        | 72                         | 42                          |
| All other dwelling units.....  | 21,683                           | 3,070           | 1,319             | 1,602                   | 1,687                     | 7,184                       | 2,684                               | 2,442                      | 1,695                          | 8,464      | 4,260                    | 773              | 889                       | 2,542                      | 2,004                       |
| <b>NUMBER OF PERSONS</b>   |                                  |                 |                   |                         |                           |                             |                                     |                            |                                |            |                          |                  |                           |                            |                             |
| All occupied dwelling units.....   | 1,017,729                        | 40,714          | 40,386            | 114,002                 | 93,971                    | 584,698                     | 32,913                              | 84,743                     | 26,302                         | 614,557    | 422,694                  | 47,720           | 58,545                    | 85,598                     | 73,230                      |
| 1 person.....  | 83,819                           | 2,603           | 2,774             | 5,704                   | 5,508                     | 57,690                      | 2,304                               | 5,278                      | 1,958                          | 43,179     | 30,701                   | 2,672            | 4,450                     | 5,356                      | 5,784                       |
| 2 persons.....   | 265,216                          | 10,666          | 10,054            | 28,393                  | 23,687                    | 154,851                     | 8,508                               | 21,867                     | 7,190                          | 153,221    | 107,863                  | 11,256           | 13,992                    | 20,110                     | 21,087                      |
| 3 persons.....   | 238,317                          | 9,853           | 9,297             | 28,497                  | 22,161                    | 133,703                     | 7,814                               | 20,858                     | 6,134                          | 152,517    | 105,023                  | 11,737           | 14,230                    | 21,527                     | 17,869                      |
| 4 persons.....   | 204,132                          | 8,622           | 7,979             | 25,748                  | 20,173                    | 111,697                     | 6,794                               | 17,878                     | 5,241                          | 125,561    | 85,229                   | 10,217           | 11,944                    | 18,171                     | 13,406                      |
| 5 persons.....   | 115,062                          | 4,677           | 4,855             | 13,939                  | 11,535                    | 63,451                      | 3,746                               | 9,886                      | 2,973                          | 72,650     | 49,153                   | 6,093            | 7,071                     | 10,333                     | 7,596                       |
| 6 persons.....   | 56,685                           | 2,236           | 2,574             | 6,239                   | 5,623                     | 32,214                      | 1,826                               | 4,584                      | 1,389                          | 35,166     | 23,559                   | 2,939            | 3,472                     | 5,196                      | 3,759                       |
| 7 persons.....   | 27,139                           | 1,050           | 1,311             | 2,932                   | 2,691                     | 15,344                      | 916                                 | 2,234                      | 661                            | 16,833     | 11,138                   | 1,423            | 1,743                     | 2,529                      | 1,887                       |
| 8 persons.....   | 13,312                           | 513             | 730               | 1,304                   | 1,239                     | 7,654                       | 480                                 | 1,045                      | 347                            | 7,792      | 5,176                    | 657              | 820                       | 1,139                      | 860                         |
| 9 persons.....   | 6,544                            | 235             | 383               | 507                     | 636                       | 3,753                       | 227                                 | 519                        | 194                            | 3,834      | 2,478                    | 349              | 385                       | 622                        | 430                         |
| 10 persons or more.....  | 7,503                            | 259             | 429               | 649                     | 718                       | 4,341                       | 298                                 | 594                        | 215                            | 3,804      | 2,374                    | 377              | 438                       | 615                        | 543                         |
| Median number of persons.....  | 3.2                              | 3.2             | 3.3               | 3.3                     | 3.3                       | 3.1                         | 3.2                                 | 3.2                        | 3.2                            | 3.2        | 3.2                      | 3.3              | 3.3                       | 3.3                        | 3.0                         |
| Owner-occupied dwelling units.....                                       | 629,630                          | 28,286          | 24,654            | 81,180                  | 67,052                    | 328,035                     | 22,329                              | 59,644                     | 18,450                         | 336,580    | 219,250                  | 30,280           | 34,015                    | 53,035                     | 47,058                      |
| 1 person.....  | 30,240                           | 1,611           | 1,402             | 2,703                   | 2,746                     | 16,466                      | 1,333                               | 2,825                      | 1,154                          | 16,103     | 10,070                   | 1,353            | 2,040                     | 2,640                      | 2,883                       |
| 2 persons.....   | 144,655                          | 7,448           | 5,965             | 17,872                  | 15,277                    | 73,253                      | 5,658                               | 14,241                     | 4,941                          | 74,555     | 48,362                   | 6,599            | 7,804                     | 11,790                     | 13,025                      |
| 3 persons.....   | 150,989                          | 6,552           | 5,613             | 20,494                  | 15,523                    | 78,710                      | 5,206                               | 14,689                     | 4,202                          | 79,878     | 52,560                   | 7,118            | 7,743                     | 12,457                     | 11,329                      |
| 4 persons.....   | 143,423                          | 6,044           | 5,013             | 20,061                  | 15,555                    | 74,853                      | 4,670                               | 13,441                     | 3,786                          | 74,726     | 49,069                   | 6,789            | 7,193                     | 11,675                     | 9,159                       |
| 5 persons.....   | 83,336                           | 3,452           | 3,172             | 11,110                  | 9,256                     | 43,601                      | 2,753                               | 7,735                      | 2,257                          | 46,719     | 30,604                   | 4,263            | 4,661                     | 7,191                      | 5,433                       |
| 6 persons.....   | 40,663                           | 1,662           | 1,676             | 4,913                   | 4,566                     | 21,905                      | 1,342                               | 3,529                      | 1,070                          | 23,435     | 15,191                   | 2,138            | 2,344                     | 3,762                      | 2,658                       |
| 7 persons.....   | 18,793                           | 787             | 863               | 2,229                   | 2,129                     | 9,953                       | 677                                 | 1,658                      | 497                            | 11,210     | 7,172                    | 1,037            | 1,156                     | 1,845                      | 1,320                       |
| 8 persons.....   | 8,843                            | 376             | 482               | 950                     | 963                       | 4,723                       | 333                                 | 755                        | 261                            | 5,168      | 3,309                    | 481              | 546                       | 832                        | 590                         |
| 9 persons.....   | 4,196                            | 173             | 231               | 419                     | 486                       | 2,223                       | 165                                 | 368                        | 131                            | 2,492      | 1,543                    | 249              | 258                       | 442                        | 291                         |
| 10 persons or more.....  | 4,492                            | 181             | 237               | 429                     | 551                       | 2,348                       | 192                                 | 403                        | 151                            | 2,294      | 1,370                    | 253              | 270                       | 401                        | 370                         |
| Median number of persons.....  | 3.4                              | 3.3             | 3.4               | 3.5                     | 3.5                       | 3.4                         | 3.3                                 | 3.4                        | 3.2                            | 3.5        | 3.5                      | 3.5              | 3.4                       | 3.5                        | 3.2                         |
| Renter-occupied dwelling units.....                                      | 388,099                          | 12,428          | 15,732            | 32,822                  | 26,919                    | 256,663                     | 10,584                              | 25,099                     | 7,852                          | 277,977    | 203,444                  | 17,440           | 24,530                    | 32,563                     | 26,172                      |
| 1 person.....  | 53,579                           | 992             | 1,372             | 3,001                   | 2,762                     | 41,624                      | 971                                 | 2,453                      | 804                            | 27,076     | 20,631                   | 1,319            | 2,410                     | 2,716                      | 2,901                       |
| 2 persons.....   | 120,561                          | 3,218           | 4,089             | 10,521                  | 8,410                     | 81,598                      | 2,850                               | 7,626                      | 2,249                          | 78,666     | 59,501                   | 4,657            | 6,188                     | 8,320                      | 8,062                       |
| 3 persons.....   | 87,328                           | 3,301           | 3,684             | 8,003                   | 6,638                     | 54,993                      | 2,608                               | 6,169                      | 1,932                          | 72,639     | 52,463                   | 4,619            | 6,487                     | 9,070                      | 6,540                       |
| 4 persons.....   | 60,709                           | 2,578           | 2,966             | 5,687                   | 4,618                     | 36,844                      | 2,124                               | 4,437                      | 1,455                          | 50,835     | 36,160                   | 3,428            | 4,751                     | 6,496                      | 4,247                       |
| 5 persons.....   | 31,726                           | 1,225           | 1,683             | 2,829                   | 2,279                     | 19,850                      | 926</                               |                            |                                |            |                          |                  |                           |                            |                             |

Table 19.—DWELLING UNITS BY NUMBER OF ROOMS, NUMBER OF PERSONS, AND PERSONS PER ROOM, FOR STANDARD METROPOLITAN AREAS AND CONSTITUENT COUNTIES, URBANIZED AREAS, AND URBAN PLACES OF 10,000 OR MORE: 1950—Con.

| Subject  | Standard metropolitan areas—Con. |                                      |                  | Urbanized areas       |         |        |             |            |            |               |             |          |          |              |        |  |
|--|----------------------------------|--------------------------------------|------------------|-----------------------|---------|--------|-------------|------------|------------|---------------|-------------|----------|----------|--------------|--------|--|
|  | Scranton—Lackawanna County       | Wilkes-Barre—Hazleton Luzerne County | York York County | Allen-town—Beth-lehem | Altoona | Erie   | Harris-burg | Johns-town | Lan-caster | Phila-delphia | Pitts-burgh | Read-ing | Scranton | Wilkes-Barre | York   |  |
| <b>NUMBER OF ROOMS</b>   |                                  |                                      |                  |                       |         |        |             |            |            |               |             |          |          |              |        |  |
| <b>All dwelling units</b>  |                                  |                                      |                  |                       |         |        |             |            |            |               |             |          |          |              |        |  |
| All dwelling units   | 74,060                           | 110,981                              | 61,054           | 63,515                | 25,777  | 43,296 | 51,616      | 25,959     | 22,840     | 845,474       | 439,892     | 47,030   | 67,560   | 75,371       | 24,464 |  |
| 1 room   | 374                              | 626                                  | 586              | 717                   | 399     | 724    | 658         | 323        | 318        | 11,944        | 9,070       | 505      | 339      | 367          | 252    |  |
| 2 rooms  | 1,096                            | 2,296                                | 2,122            | 2,267                 | 806     | 1,725  | 2,546       | 1,227      | 1,095      | 60,524        | 32,777      | 2,084    | 960      | 1,485        | 1,107  |  |
| 3 rooms  | 6,605                            | 9,231                                | 5,387            | 6,457                 | 2,050   | 3,991  | 5,605       | 2,833      | 2,596      | 92,338        | 72,749      | 5,157    | 6,249    | 6,809        | 3,089  |  |
| 4 rooms  | 13,929                           | 17,270                               | 8,461            | 8,922                 | 3,498   | 6,900  | 6,425       | 6,104      | 2,660      | 89,736        | 95,990      | 5,801    | 12,978   | 11,029       | 3,614  |  |
| 5 rooms  | 14,007                           | 17,925                               | 9,086            | 9,030                 | 4,133   | 10,672 | 6,849       | 4,600      | 2,887      | 101,946       | 83,172      | 6,105    | 12,898   | 11,805       | 3,718  |  |
| 6 rooms  | 20,691                           | 39,429                               | 15,791           | 19,399                | 7,954   | 10,453 | 14,584      | 7,126      | 6,455      | 288,623       | 89,857      | 13,327   | 19,127   | 28,249       | 5,881  |  |
| 7 rooms  | 6,928                            | 9,818                                | 7,811            | 6,527                 | 3,697   | 4,429  | 5,576       | 1,629      | 2,828      | 84,363        | 25,331      | 5,262    | 6,095    | 6,479        | 2,062  |  |
| 8 rooms  | 5,541                            | 6,978                                | 6,991            | 6,171                 | 1,876   | 2,262  | 5,950       | 1,011      | 2,352      | 53,809        | 13,671      | 5,702    | 4,894    | 4,651        | 3,033  |  |
| 9 rooms or more  | 3,880                            | 5,502                                | 4,004            | 3,367                 | 1,102   | 1,510  | 2,819       | 787        | 1,446      | 46,406        | 11,532      | 2,689    | 3,179    | 3,560        | 1,457  |  |
| Not reported   | 1,009                            | 1,906                                | 815              | 658                   | 262     | 630    | 604         | 319        | 203        | 15,785        | 5,543       | 398      | 841      | 937          | 251    |  |
| <b>Owner-occupied dwelling units</b>                                       |                                  |                                      |                  |                       |         |        |             |            |            |               |             |          |          |              |        |  |
| Owner-occupied dwelling units  | 37,739                           | 57,233                               | 37,942           | 37,941                | 15,877  | 23,536 | 28,126      | 12,750     | 12,345     | 498,121       | 220,291     | 29,237   | 33,885   | 38,385       | 13,646 |  |
| 1 room   | 70                               | 147                                  | 153              | 89                    | 41      | 90     | 32          | 45         | 1,284      | 736           | 81          | 60       | 91       | 25           | 26     |  |
| 2 rooms  | 168                              | 365                                  | 443              | 216                   | 77      | 203    | 107         | 85         | 1,981      | 2,792         | 165         | 131      | 174      | 99           | 99     |  |
| 3 rooms  | 1,121                            | 1,559                                | 1,270            | 1,033                 | 358     | 734    | 877         | 478        | 359        | 9,823         | 14,250      | 922      | 1,023    | 1,069        | 487    |  |
| 4 rooms  | 3,881                            | 5,465                                | 3,604            | 2,891                 | 1,158   | 2,644  | 1,893       | 2,090      | 706        | 26,066        | 36,008      | 1,915    | 3,526    | 3,161        | 1,215  |  |
| 5 rooms  | 6,255                            | 8,479                                | 5,673            | 5,062                 | 2,381   | 5,260  | 3,325       | 2,501      | 1,468      | 57,507        | 50,015      | 3,741    | 5,691    | 5,201        | 2,117  |  |
| 6 rooms  | 12,806                           | 23,938                               | 11,624           | 15,214                | 6,201   | 7,496  | 10,524      | 4,688      | 4,435      | 238,612       | 71,255      | 10,760   | 11,769   | 17,007       | 4,436  |  |
| 7 rooms  | 5,257                            | 7,156                                | 6,096            | 5,295                 | 3,027   | 3,561  | 4,176       | 1,274      | 2,145      | 70,266        | 21,036      | 4,398    | 4,625    | 4,809        | 1,606  |  |
| 8 rooms  | 4,549                            | 5,326                                | 5,461            | 5,001                 | 1,555   | 3,924  | 4,441       | 814        | 1,852      | 45,855        | 11,730      | 4,788    | 4,049    | 3,648        | 2,341  |  |
| 9 rooms or more  | 3,226                            | 4,186                                | 3,255            | 2,785                 | 940     | 1,331  | 2,234       | 595        | 1,169      | 40,454        | 10,073      | 2,278    | 2,639    | 2,799        | 1,194  |  |
| Not reported   | 406                              | 612                                  | 363              | 355                   | 139     | 242    | 171         | 81         | 6,273      | 2,396         | 189         | 372      | 426      | 126          |        |  |
| <b>Renter-occupied dwelling units</b>                                      |                                  |                                      |                  |                       |         |        |             |            |            |               |             |          |          |              |        |  |
| Renter-occupied dwelling units   | 34,030                           | 49,430                               | 20,970           | 24,488                | 9,438   | 18,671 | 22,332      | 12,908     | 10,125     | 325,445       | 212,356     | 16,958   | 32,539   | 35,901       | 10,354 |  |
| 1 room   | 294                              | 414                                  | 389              | 597                   | 334     | 525    | 286         | 262        | 10,041     | 8,047         | 403         | 275      | 275      | 219          |        |  |
| 2 rooms  | 867                              | 1,820                                | 1,543            | 1,426                 | 695     | 1,426  | 2,236       | 1,091      | 982        | 56,217        | 29,465      | 1,843    | 810      | 1,286        | 974    |  |
| 3 rooms  | 5,237                            | 7,298                                | 3,833            | 5,268                 | 1,643   | 3,155  | 4,501       | 2,315      | 2,169      | 79,591        | 57,156      | 4,105    | 5,087    | 5,613        | 2,512  |  |
| 4 rooms  | 9,526                            | 10,969                               | 4,440            | 5,839                 | 2,267   | 4,060  | 4,341       | 3,953      | 1,911      | 60,714        | 58,580      | 3,751    | 9,214    | 7,689        | 2,337  |  |
| 5 rooms  | 7,298                            | 8,790                                | 3,099            | 3,802                 | 1,686   | 5,149  | 3,422       | 2,052      | 1,378      | 42,169        | 32,179      | 2,254    | 7,003    | 6,461        | 1,550  |  |
| 6 rooms  | 7,450                            | 14,680                               | 3,828            | 3,978                 | 1,665   | 2,842  | 3,743       | 2,375      | 1,937      | 45,370        | 17,467      | 2,422    | 7,131    | 10,960       | 1,361  |  |
| 7 rooms  | 1,539                            | 2,394                                | 1,581            | 1,163                 | 622     | 841    | 1,336       | 347        | 663        | 13,139        | 4,090       | 810      | 1,402    | 1,610        | 434    |  |
| 8 rooms  | 896                              | 1,465                                | 1,397            | 1,109                 | 300     | 315    | 1,448       | 190        | 485        | 7,218         | 1,802       | 859      | 795      | 973          | 648    |  |
| 9 rooms or more  | 376                              | 1,118                                | 661              | 546                   | 146     | 159    | 552         | 185        | 297        | 5,039         | 1,298       | 365      | 496      | 713          | 236    |  |
| Not reported   | 347                              | 482                                  | 199              | 190                   | 80      | 199    | 215         | 115        | 61         | 5,947         | 2,252       | 146      | 326      | 321          | 83     |  |
| <b>Vacant nonseasonal not dilapidated dwelling units, for rent or sale</b> |                                  |                                      |                  |                       |         |        |             |            |            |               |             |          |          |              |        |  |
| Vacant nonseasonal not dilapidated dwelling units, for rent or sale        | 438                              | 632                                  | 528              | 530                   | 217     | 337    | 542         | 120        | 168        | 10,590        | 3,668       | 387      | 394      | 404          | 241    |  |
| 1 or 2 rooms   | 11                               | 17                                   | 40               | 48                    | 43      | 39     | 59          | 8          | 20         | 1,812         | 555         | 51       | 10       | 14           | 33     |  |
| 3 rooms  | 63                               | 102                                  | 64               | 83                    | 28      | 42     | 154         | 20         | 42         | 1,656         | 880         | 56       | 61       | 64           | 42     |  |
| 4 rooms  | 105                              | 118                                  | 81               | 109                   | 33      | 81     | 117         | 25         | 26         | 1,672         | 707         | 77       | 100      | 75           | 37     |  |
| 5 rooms  | 68                               | 86                                   | 103              | 98                    | 29      | 75     | 45          | 24         | 19         | 979           | 509         | 61       | 62       | 63           | 30     |  |
| 6 rooms  | 88                               | 141                                  | 99               | 89                    | 33      | 43     | 71          | 26         | 16         | 2,425         | 580         | 65       | 75       | 93           | 38     |  |
| 7 rooms or more  | 61                               | 78                                   | 98               | 71                    | 43      | 22     | 53          | 10         | 23         | 1,153         | 191         | 65       | 48       | 48           | 45     |  |
| Not reported   | 42                               | 90                                   | 43               | 32                    | 8       | 35     | 43          | 7          | 22         | 893           | 246         | 12       | 38       | 47           | 16     |  |
| <b>All other dwelling units</b>  |                                  |                                      |                  |                       |         |        |             |            |            |               |             |          |          |              |        |  |
| All other dwelling units   | 1,853                            | 3,686                                | 1,614            | 556                   | 245     | 752    | 616         | 181        | 202        | 11,318        | 3,577       | 448      | 742      | 681          | 223    |  |
| <b>NUMBER OF PERSONS</b>   |                                  |                                      |                  |                       |         |        |             |            |            |               |             |          |          |              |        |  |
| <b>All occupied dwelling units</b>   |                                  |                                      |                  |                       |         |        |             |            |            |               |             |          |          |              |        |  |
| All occupied dwelling units  | 71,769                           | 106,663                              | 58,912           | 62,429                | 25,315  | 42,207 | 50,458      | 25,658     | 22,470     | 823,566       | 432,647     | 46,195   | 66,424   | 74,286       | 24,000 |  |
| 1 person   | 5,569                            | 6,961                                | 4,542            | 4,161                 | 2,180   | 3,204  | 4,665       | 1,621      | 2,197      | 71,244        | 31,469      | 4,017    | 5,150    | 4,854        | 2,309  |  |
| 2 persons  | 17,486                           | 24,237                               | 17,183           | 16,542                | 7,329   | 11,518 | 15,393      | 6,340      | 6,763      | 215,898       | 111,393     | 13,948   | 16,067   | 16,752       | 7,529  |  |
| 3 persons  | 17,501                           | 25,762                               | 14,364           | 15,275                | 6,037   | 10,066 | 12,162      | 6,301      | 5,337      | 192,995       | 108,107     | 11,379   | 16,330   | 17,910       | 5,810  |  |
| 4 persons  | 14,397                           | 22,374                               | 10,828           | 12,629                | 4,527   | 8,565  | 8,994       | 5,095      | 3,736      | 164,380       | 86,905      | 8,262    | 13,383   | 15,705       | 4,203  |  |
| 5 persons  | 8,622                            | 13,598                               | 5,915            | 7,174                 | 2,561   | 4,676  | 4,768       | 3,010      | 2,044      | 91,943        | 49,846      | 4,899    | 7,975    | 9,634        | 2,095  |  |
| 6 persons  | 4,444                            | 7,177                                | 2,984            | 3,474                 | 1,264   | 2,337  | 2,208       | 1,689      | 1,257      | 44,862        | 23,808      | 2,119    | 4,115    | 4,984        | 1,050  |  |
| 7 persons  | 2,032                            | 3,495                                | 1,486            | 1,659                 | 646     | 1,118  | 1,118       | 864        | 623        | 21,223        | 11,144      | 1,036    | 1,841    | 2,393        | 481    |  |
| 8 persons  | 884                              | 1,551                                | 802              | 787                   | 328     | 413    | 507         | 356        | 230        | 10,283        | 5,127       | 453      | 816      | 1,047        | 253    |  |
| 9 persons or more  | 450                              | 774                                  | 347              | 351                   | 167     | 198    | 265         | 195        | 119        | 5,006         | 2,480       | 206      | 410      | 528          | 123    |  |
| Median number of persons   | 3.2                              | 3.4                                  | 3.0              | 3.2                   | 3.0     | 3.1    | 2.9         | 3.3        | 2.9        | 3.1           | 3.2         | 3.0      | 3.2      | 3.4          | 2.9    |  |
| <b>Owner-occupied dwelling units</b>                                       |                                  |                                      |                  |                       |         |        |             |            |            |               |             |          |          |              |        |  |
| Owner-occupied dwelling units  | 37,739                           | 57,233                               | 37,942           | 37,941                | 15,877  | 23,536 | 28,126      | 12,750     | 12,345     | 498,121       | 220,291     | 29,237   | 33,885   | 38,385       | 13,646 |  |
| 1 person   | 2,564                            | 3,437                                | 2,455            | 1,790                 | 964     | 1,275  | 1,850       | 698        | 898        | 23,079        | 10,210      | 1,732    | 2,274    | 2,300        | 1,001  |  |
| 2 persons  | 8,688                            | 12,554                               | 11,025           | 9,082                 | 4,406   | 5,808  | 8,021       | 2,990      | 3,448      | 112,267       | 48,704      | 8,071    | 7,654    | 8,250        | 4,008  |  |
| 3 persons  | 8,600                            | 12,865                               | 9,068            | 8,959                 | 3,709   | 5,422  | 6,823       | 2,828      | 2,974      | 121,064       | 53,014      | 7,235    | 7,794    | 8,604        | 3,306  |  |
| 4 persons  | 7,639                            | 11,846                               | 7,222            | 8,267                 | 3,018   | 5,093  | 5,560       | 2,737      | 2,406      | 115,709       | 49,129      | 5,874    | 6,914    | 8,035        | 2,682  |  |
| 5 persons  | 5,015                            | 8,020                                | 4,081            | 4,980                 | 1,875   | 3,011  | 3,115       | 1,692      | 1,353      | 66,509        | 30,717      | 3,333    | 4,527    | 5,526        | 1,370  |  |
| 6 persons  | 2,803                            | 4,428                                | 2,051            | 2,529                 | 931     | 1,622  | 1,415       | 914        | 637        | 31,915        | 15,211      | 1,566    | 2,554    | 2,994        | 663    |  |
| 7 persons  | 1,328                            | 2,197                                | 1,009            | 1,199                 | 490     | 717    | 686         | 472        | 315        | 14,471        | 7,146       | 763      | 1,181    | 1,457        | 306    |  |
| 8 persons  | 585                              | 962                                  | 517              | 597                   | 231     | 292    | 295         | 196        | 148        | 6,664         | 3,252       | 326      | 535      | 631          | 152    |  |
| 9 persons or more  | 288                              | 475                                  | 218              | 262                   | 119     | 148    | 158         | 121        | 72         | 3,130         | 1,552       | 141      | 256      | 306          | 67     |  |
| Median number of persons   | 2.9                              | 3.4                                  | 3.1              | 3.4                   | 3.2     | 3.4    | 3.1         | 3.5        | 3.1        | 3.4           | 3.5         | 3.2      | 3.4      | 3.5          | 3.0    |  |
| <b>Renter-occupied dwelling units</b>                                      |                                  |                                      |                  |                       |         |        |             |            |            |               |             |          |          |              |        |  |
| Renter-occupied dwelling units   | 34,030                           | 49,430                               | 20,970           | 24,488                | 9,438   | 18,671 | 22,332      | 12,908     | 10,125     | 325,445       | 212,356     | 16,958   | 32,539   | 35,901       | 10,354 |  |
| 1 person   | 3,005                            | 3,524                                | 2,087            | 2,371                 | 1,216   | 1,929  | 2,815       | 923        | 1,299      | 48,165        | 21,259      | 2,285    | 2,876    | 2,554        | 1,308  |  |
| 2 persons  | 8,798                            | 11,683                               | 6,158            | 7,460                 | 2,923   | 5,710  | 7,372       | 3,350      | 3,315      | 103,631       | 62,689      | 5,877    | 8,413    | 8,502        | 3,521  |  |
| 3 persons  | 6,901                            | 12,897                               | 5,296            | 6,316                 | 2,328   | 4,644  | 5,339       | 3,473      | 2,363      | 71,931        | 55,093      | 4,144    | 8,536    | 9,306        |        |  |

HOUSING—GENERAL CHARACTERISTICS

Table 19.—DWELLING UNITS BY NUMBER OF ROOMS, NUMBER OF PERSONS, AND PERSONS PER ROOM, FOR STANDARD METROPOLITAN AREAS AND CONSTITUENT COUNTIES, URBANIZED AREAS, AND URBAN PLACES OF 10,000 OR MORE: 1950—Con.

| Subject  | Urban places |            |         |           |        |              |           |         |        |            |             |           |           |            |         |
|--|--------------|------------|---------|-----------|--------|--------------|-----------|---------|--------|------------|-------------|-----------|-----------|------------|---------|
|  | Alli-quippa  | Allen-town | Altoona | Am-bridge | Arnold | Beaver Falls | Belle-vue | Berwick | Bethel | Beth-lehem | Blooms-burg | Brad-dock | Brad-ford | Brent-wood | Bristol |
| <b>NUMBER OF ROOMS</b>   |              |            |         |           |        |              |           |         |        |            |             |           |           |            |         |
| All dwelling units.....  | 6,683        | 30,978     | 23,126  | 4,693     | 3,020  | 5,116        | 3,753     | 4,271   | 3,156  | 18,212     | 3,410       | 4,387     | 5,606     | 3,934      | 3,469   |
| 1 room.....  | 66           | 455        | 369     | 62        | 17     | 51           | 26        | 30      | 28     | 188        | 30          | 67        | 102       | 15         | 22      |
| 2 rooms.....   | 461          | 1,589      | 729     | 612       | 235    | 202          | 177       | 128     | 99     | 390        | 89          | 497       | 137       | 115        | 87      |
| 3 rooms.....   | 946          | 3,245      | 1,847   | 1,075     | 707    | 690          | 541       | 445     | 182    | 2,187      | 307         | 824       | 437       | 619        | 371     |
| 4 rooms.....   | 2,046        | 4,363      | 3,163   | 1,018     | 682    | 1,022        | 668       | 747     | 678    | 2,665      | 450         | 1,528     | 543       | 567        | 493     |
| 5 rooms.....   | 1,248        | 4,075      | 3,644   | 710       | 541    | 1,164        | 740       | 663     | 768    | 3,362      | 472         | 634       | 1,126     | 877        | 419     |
| 6 rooms.....   | 1,263        | 8,289      | 7,166   | 784       | 602    | 1,292        | 821       | 1,453   | 964    | 5,898      | 1,206       | 522       | 1,345     | 1,350      | 988     |
| 7 rooms.....   | 376          | 3,056      | 3,357   | 187       | 139    | 352          | 281       | 347     | 236    | 1,881      | 351         | 151       | 843       | 179        | 474     |
| 8 rooms.....   | 144          | 3,869      | 1,658   | 130       | 58     | 184          | 180       | 266     | 82     | 1,389      | 255         | 73        | 564       | 104        | 316     |
| 9 rooms or more.....   | 79           | 1,746      | 974     | 84        | 25     | 119          | 292       | 126     | 47     | 1,061      | 209         | 69        | 454       | 26         | 256     |
| Not reported.....  | 54           | 291        | 219     | 31        | 14     | 40           | 27        | 66      | 72     | 191        | 41          | 42        | 55        | 52         | 43      |
| Owner-occupied dwelling units.....                                       | 3,502        | 17,597     | 14,188  | 2,092     | 1,602  | 2,852        | 1,834     | 2,546   | 2,546  | 10,419     | 1,614       | 1,208     | 2,905     | 2,465      | 2,309   |
| 1 room.....  | 13           | 41         | 31      | 10        | 3      | 9            | ...       | 5       | 8      | 22         | 7           | 6         | 9         | 1          | 8       |
| 2 rooms.....   | 42           | 123        | 54      | 46        | 22     | 26           | 10        | 29      | 16     | 36         | 9           | 36        | 7         | 6          | 8       |
| 3 rooms.....   | 176          | 519        | 300     | 234       | 191    | 134          | 79        | 104     | 68     | 259        | 42          | 97        | 34        | 82         | 48      |
| 4 rooms.....   | 921          | 1,237      | 1,010   | 387       | 328    | 399          | 183       | 352     | 528    | 685        | 139         | 295       | 132       | 220        | 223     |
| 5 rooms.....   | 770          | 2,072      | 2,095   | 444       | 375    | 692          | 353       | 401     | 680    | 1,204      | 204         | 239       | 458       | 624        | 278     |
| 6 rooms.....   | 1,010        | 6,425      | 5,617   | 612       | 493    | 1,017        | 559       | 1,001   | 887    | 4,617      | 607         | 318       | 789       | 1,207      | 795     |
| 7 rooms.....   | 332          | 2,428      | 2,755   | 155       | 113    | 304          | 221       | 280     | 219    | 1,528      | 247         | 92        | 604       | 159        | 421     |
| 8 rooms.....   | 129          | 3,148      | 1,376   | 114       | 51     | 159          | 155       | 227     | 73     | 1,095      | 181         | 53        | 461       | 90         | 284     |
| 9 rooms or more.....   | 74           | 1,468      | 832     | 76        | 18     | 96           | 262       | 105     | 40     | 861        | 160         | 59        | 394       | 50         | 236     |
| Not reported.....  | 35           | 136        | 118     | 14        | 8      | 16           | 12        | 42      | 27     | 112        | 18          | 13        | 17        | 26         | 8       |
| Renter-occupied dwelling units.....                                      | 3,132        | 12,830     | 8,515   | 2,557     | 1,383  | 2,187        | 1,848     | 1,619   | 551    | 7,542      | 1,729       | 3,129     | 2,495     | 1,370      | 1,104   |
| 1 room.....  | 51           | 392        | 315     | 52        | 14     | 41           | 26        | 22      | 20     | 160        | 22          | 60        | 82        | 14         | 12      |
| 2 rooms.....   | 413          | 1,429      | 641     | 552       | 205    | 167          | 159       | 94      | 83     | 344        | 77          | 453       | 122       | 108        | 75      |
| 3 rooms.....   | 757          | 2,632      | 1,499   | 826       | 504    | 544          | 442       | 327     | 114    | 1,890      | 262         | 716       | 370       | 523        | 319     |
| 4 rooms.....   | 1,113        | 3,004      | 2,090   | 629       | 349    | 610          | 472       | 363     | 142    | 1,935      | 628         | 1,212     | 371       | 327        | 267     |
| 5 rooms.....   | 473          | 1,947      | 1,488   | 264       | 165    | 461          | 379       | 241     | 84     | 1,133      | 259         | 392       | 640       | 235        | 135     |
| 6 rooms.....   | 248          | 1,774      | 1,466   | 169       | 106    | 260          | 255       | 430     | 69     | 1,239      | 583         | 201       | 521       | 113        | 164     |
| 7 rooms.....   | 43           | 599        | 557     | 31        | 24     | 47           | 60        | 64      | 16     | 329        | 98          | 39        | 221       | 19         | 49      |
| 8 rooms.....   | 15           | 689        | 265     | 15        | 7      | 24           | 20        | 38      | 9      | 275        | 69          | 20        | 94        | 11         | 31      |
| 9 rooms or more.....   | 5            | 259        | 127     | 8         | 7      | 18           | 26        | 19      | 7      | 186        | 45          | 10        | 50        | 6          | 20      |
| Not reported.....  | 14           | 105        | 67      | 11        | 2      | 15           | 9         | 21      | 7      | 51         | 16          | 26        | 24        | 14         | 12      |
| Vacant nonseasonal not dilapidated dwelling units, for rent or sale..... | 20           | 277        | 204     | 26        | 14     | 17           | 48        | 45      | 24     | 114        | 25          | 17        | 129       | 69         | 21      |
| 1 or 2 rooms.....  | 3            | 31         | 42      | 9         | 4      | 6            | 6         | 4       | ...    | 11         | 1           | 2         | 13        | 1          | 2       |
| 3 rooms.....   | 5            | 53         | 28      | 11        | 6      | 3            | 14        | 8       | ...    | 20         | 2           | 5         | 26        | 9          | 2       |
| 4 rooms.....   | 8            | 78         | 30      | 2         | 3      | 3            | 8         | 8       | 8      | 24         | 5           | 6         | 24        | 13         | ...     |
| 5 rooms.....   | 1            | 29         | 26      | 2         | ...    | 2            | 5         | 3       | 2      | 12         | 2           | 1         | 19        | 12         | 1       |
| 6 rooms.....   | 1            | 42         | 32      | 1         | ...    | 2            | 4         | 10      | 7      | 14         | 6           | 1         | 23        | 25         | 5       |
| 7 rooms or more.....   | ...          | 33         | 40      | ...       | 1      | ...          | 7         | 2       | 1      | 26         | 5           | ...       | 19        | ...        | 4       |
| Not reported.....  | 2            | 11         | 6       | 1         | ...    | 1            | 4         | ...     | 6      | 7          | 4           | 2         | 5         | 9          | 7       |
| All other dwelling units.....  | 29           | 274        | 219     | 18        | 21     | 60           | 23        | 61      | 35     | 137        | 42          | 33        | 77        | 30         | 35      |
| <b>NUMBER OF PERSONS</b>   |              |            |         |           |        |              |           |         |        |            |             |           |           |            |         |
| All occupied dwelling units.....   | 6,634        | 30,427     | 22,703  | 4,649     | 2,985  | 5,039        | 3,682     | 4,165   | 3,097  | 17,961     | 3,343       | 4,337     | 5,400     | 3,835      | 3,413   |
| 1 person.....  | 269          | 2,452      | 1,959   | 264       | 130    | 420          | 293       | 322     | 106    | 1,088      | 349         | 266       | 669       | 215        | 178     |
| 2 persons.....   | 1,345        | 8,823      | 6,628   | 1,116     | 769    | 1,404        | 1,236     | 1,138   | 671    | 4,518      | 1,106       | 955       | 1,588     | 1,192      | 761     |
| 3 persons.....   | 1,607        | 7,403      | 5,425   | 1,244     | 824    | 1,254        | 934       | 1,072   | 811    | 4,401      | 877         | 1,030     | 1,266     | 994        | 877     |
| 4 persons.....   | 1,445        | 5,749      | 4,054   | 1,002     | 689    | 941          | 676       | 796     | 821    | 3,790      | 551         | 920       | 911       | 811        | 692     |
| 5 persons.....   | 943          | 3,126      | 2,366   | 544       | 333    | 550          | 278       | 447     | 418    | 2,225      | 261         | 546       | 539       | 404        | 441     |
| 6 persons.....   | 492          | 1,505      | 1,119   | 274       | 144    | 229          | 147       | 207     | 149    | 1,053      | 110         | 290       | 227       | 131        | 218     |
| 7 persons.....   | 271          | 713        | 566     | 114       | 56     | 131          | 75        | 112     | 71     | 487        | 53          | 174       | 112       | 58         | 132     |
| 8 persons.....   | 129          | 324        | 289     | 44        | 26     | 63           | 16        | 35      | 26     | 227        | 16          | 74        | 39        | 19         | 67      |
| 9 persons.....   | 69           | 161        | 140     | 26        | 9      | 20           | 21        | 19      | 12     | 81         | 10          | 43        | 27        | 4          | 24      |
| 10 persons or more.....  | 64           | 171        | 157     | 21        | 5      | 27           | 6         | 17      | 12     | 91         | 10          | 39        | 22        | 7          | 23      |
| Median number of persons.....  | 3.6          | 3.0        | 3.0     | 3.3       | 3.2    | 3.1          | 2.8       | 3.1     | 3.5    | 3.3        | 2.7         | 3.4       | 2.8       | 3.0        | 3.4     |
| Owner-occupied dwelling units.....                                       | 3,502        | 17,597     | 14,188  | 2,092     | 1,602  | 2,852        | 1,834     | 2,546   | 2,546  | 10,419     | 1,614       | 1,208     | 2,905     | 2,465      | 2,309   |
| 1 person.....  | 92           | 933        | 842     | 86        | 53     | 194          | 114       | 173     | 60     | 469        | 160         | 54        | 274       | 71         | 82      |
| 2 persons.....   | 630          | 4,503      | 3,957   | 400       | 336    | 712          | 474       | 687     | 522    | 2,417      | 542         | 247       | 848       | 580        | 435     |
| 3 persons.....   | 787          | 4,182      | 3,334   | 522       | 418    | 680          | 438       | 606     | 659    | 2,450      | 413         | 270       | 675       | 657        | 534     |
| 4 persons.....   | 781          | 3,733      | 2,700   | 470       | 390    | 588          | 415       | 493     | 697    | 2,315      | 271         | 256       | 508       | 623        | 508     |
| 5 persons.....   | 578          | 2,149      | 1,665   | 314       | 235    | 360          | 190       | 311     | 374    | 1,450      | 125         | 166       | 331       | 342        | 354     |
| 6 persons.....   | 305          | 1,109      | 829     | 165       | 97     | 163          | 114       | 145     | 135    | 707        | 59          | 90        | 143       | 114        | 191     |
| 7 persons.....   | 178          | 508        | 435     | 76        | 43     | 87           | 54        | 81      | 60     | 335        | 25          | 69        | 71        | 51         | 111     |
| 8 persons.....   | 70           | 243        | 207     | 26        | 20     | 44           | 13        | 24      | 20     | 160        | 8           | 25        | 23        | 18         | 51      |
| 9 persons.....   | 40           | 120        | 101     | 19        | 7      | 11           | 18        | 14      | 9      | 50         | 6           | 17        | 17        | 4          | 24      |
| 10 persons or more.....  | 41           | 117        | 118     | 14        | 3      | 13           | 4         | 12      | 10     | 66         | 5           | 14        | 15        | 5          | 19      |
| Median number of persons.....  | 3.8          | 3.3        | 3.0     | 3.6       | 3.5    | 3.3          | 3.3       | 3.2     | 3.5    | 3.4        | 2.8         | 3.6       | 3.0       | 3.4        | 3.7     |
| Renter-occupied dwelling units.....                                      | 3,132        | 12,830     | 8,515   | 2,557     | 1,383  | 2,187        | 1,848     | 1,619   | 551    | 7,542      | 1,729       | 3,129     | 2,495     | 1,370      | 1,104   |
| 1 person.....  | 177          | 1,519      | 1,117   | 178       | 77     | 226          | 179       | 149     | 46     | 619        | 189         | 212       | 395       | 144        | 96      |
| 2 persons.....   | 715          | 4,320      | 2,671   | 716       | 433    | 692          | 762       | 451     | 149    | 2,101      | 564         | 708       | 740       | 612        | 326     |
| 3 persons.....   | 820          | 3,221      | 2,091   | 722       | 406    | 574          | 496       | 466     | 152    | 1,951      | 464         | 760       | 591       | 337        | 343     |
| 4 persons.....   | 664          | 2,016      | 1,354   | 532       | 299    | 353          | 261       | 303     | 124    | 1,475      | 280         | 664       | 403       | 188        | 184     |
| 5 persons.....   | 365          | 977        | 701     | 230       | 98     | 190          | 88        | 136     | 44     | 775        | 136         | 380       | 208       | 62         | 87      |
| 6 persons.....   | 187          | 396        | 290     | 47        | 66     | 66           | 33        | 62      | 14     | 346        | 51          | 200       | 84        | 17         | 27      |
| 7 persons.....   | 93           | 205        | 131     | 38        | 13     | 44           | 21        | 31      | 11     | 152        | 28          | 105       | 41        | 7          | 21      |
| 8 persons.....   | 59           | 81         | 82      | 18        | 6      | 19           | 3         | 11      | 6      | 67         | 8           | 49        | 16        | 1          | 16      |
| 9 persons.....   | 29           | 41         | 39      | 7         | 2      | 9            | 3         | 5       | 3      | 31         | 4           | 26        | 10        | ...        | ...     |
| 10 persons or more.....  | 23           | 54         | 39      | 7         | 2      | 14           | 2         | 5       | 2      | 25         | 5           | 25        | 7         | 2          | 4       |
| Median number of persons.....  | 3.3          | 2.7        | 2.7     | 3.0       | 2.9    | 2.8          | 2.5       | 2.9     | 3.0    | 3.0        | 2.7         | 3.3       | 2.7       | 2.4        | 2.9     |
| <b>PERSONS PER ROOM</b>  |              |            |         |           |        |              |           |         |        |            |             |           |           |            |         |
| All occupied dwelling units.....   | 6,634        | 30,427     | 22,703  | 4,649     | 2,985  | 5,039        | 3,682     | 4,165   | 3,097  | 17,961     | 3,343       | 4,337     | 5,400     | 3,835      | 3,413   |
| 0.75 or less.....  | 3,106        | 22,052     | 16,416  | 2,215     | 1,618  | 3,322        | 2,713     | 2,858   | 1,907  | 12,278     | 2,680       | 1,888     | 4,199     | 2,706      | 2,303   |
| 0.76 to 1.00.....  | 2,058        | 5,990      | 4,413   | 1,488     | 930    | 1,198        | 741       | 871     | 846    | 3,958      | 460         | 1,258     | 930       | 916        | 829     |
| 1.01 to 1.50.....  | 1,028        | 1,653      | 1,329   | 870       | 334    | 367          | 174       | 287     | 238    | 1,170      | 129         | 791       | 185       | 156        | 218     |
| 1.51 or more.....  | 393          | 491        | 360     | 251       | 93     | 121          | 33        | 86      | 72     | 392        | 40          | 361       | 45        | 17         | 43      |
| Not reported.....  | 49           | 241        | 185     | 25        | 10     | 31           | 21        | 63      | 34     | 163        | 34          | 39        | 41        | 40         | 20      |

Table 19.—DWELLING UNITS BY NUMBER OF ROOMS, NUMBER OF PERSONS, AND PERSONS PER ROOM, FOR STANDARD METROPOLITAN AREAS AND CONSTITUENT COUNTIES, URBANIZED AREAS, AND URBAN PLACES OF 10,000 OR MORE: 1950—Con.

| Subject   | Urban places—Con. |              |              |              |              |                |              |              |              |              |                 |              |              |              |              |
|---|-------------------|--------------|--------------|--------------|--------------|----------------|--------------|--------------|--------------|--------------|-----------------|--------------|--------------|--------------|--------------|
|   | Butler            | Canonsburg   | Carbon-dale  | Cer-lisle    | Car-negie    | Cham-bers-burg | Chester      | Glair-son    | Costes-ville | Colum-bia    | Con-nells-ville | Consho-ocken | Cora-opolis  | Darby        | Donora       |
| <b>NUMBER OF ROOMS</b>  |                   |              |              |              |              |                |              |              |              |              |                 |              |              |              |              |
| All dwelling units.....   | 7,250             | 3,517        | 4,596        | 5,007        | 3,452        | 5,327          | 18,208       | 5,099        | 3,869        | 3,437        | 3,978           | 2,717        | 3,033        | 3,607        | 3,391        |
| 1 room.....   | 92                | 61           | 8            | 81           | 51           | 51             | 222          | 70           | 22           | 34           | 37              | 16           | 46           | 6            | 32           |
| 2 rooms.....  | 379               | 240          | 36           | 175          | 200          | 178            | 1,106        | 419          | 79           | 122          | 172             | 115          | 211          | 85           | 287          |
| 3 rooms.....  | 1,019             | 649          | 158          | 614          | 539          | 567            | 2,488        | 703          | 379          | 311          | 418             | 225          | 445          | 355          | 606          |
| 4 rooms.....  | 1,309             | 810          | 584          | 817          | 766          | 870            | 2,219        | 1,310        | 496          | 425          | 778             | 228          | 553          | 187          | 901          |
| 5 rooms.....  | 1,181             | 671          | 811          | 725          | 621          | 828            | 2,032        | 1,136        | 334          | 390          | 769             | 304          | 712          | 163          | 728          |
| 6 rooms.....  | 1,757             | 702          | 1,441        | 1,455        | 862          | 1,879          | 6,477        | 1,115        | 1,426        | 858          | 1,073           | 946          | 708          | 2,205        | 535          |
| 7 rooms.....  | 706               | 180          | 657          | 503          | 195          | 429            | 1,736        | 155          | 606          | 574          | 313             | 391          | 171          | 291          | 167          |
| 8 rooms.....  | 448               | 105          | 546          | 334          | 123          | 282            | 832          | 97           | 228          | 388          | 269             | 243          | 89           | 157          | 78           |
| 9 rooms or more.....  | 273               | 56           | 293          | 224          | 68           | 174            | 622          | 54           | 254          | 298          | 104             | 217          | 57           | 110          | 44           |
| Not reported.....   | 86                | 43           | 62           | 79           | 27           | 69             | 474          | 40           | 45           | 37           | 45              | 32           | 41           | 48           | 13           |
| <b>Owner-occupied dwelling units.....</b>                                       | <b>3,613</b>      | <b>1,800</b> | <b>2,460</b> | <b>2,421</b> | <b>1,793</b> | <b>2,342</b>   | <b>8,954</b> | <b>2,644</b> | <b>2,046</b> | <b>2,251</b> | <b>1,927</b>    | <b>1,961</b> | <b>1,688</b> | <b>2,669</b> | <b>1,629</b> |
| 1 room.....   | 8                 | 7            | 4            | 8            | 5            | 6              | 25           | 4            | 7            | 6            | 5               | 4            | 7            | 1            | 6            |
| 2 rooms.....  | 28                | 23           | 6            | 15           | 23           | 21             | 28           | 44           | 11           | 29           | 10              | 6            | 23           | 2            | 33           |
| 3 rooms.....  | 158               | 155          | 18           | 92           | 93           | 64             | 192          | 157          | 36           | 60           | 80              | 38           | 105          | 39           | 122          |
| 4 rooms.....  | 380               | 351          | 139          | 202          | 272          | 219            | 387          | 646          | 77           | 152          | 269             | 94           | 227          | 58           | 383          |
| 5 rooms.....  | 538               | 430          | 292          | 342          | 369          | 363            | 744          | 622          | 137          | 244          | 344             | 201          | 454          | 97           | 423          |
| 6 rooms.....  | 1,308             | 534          | 815          | 906          | 699          | 975            | 4,803        | 899          | 851          | 663          | 657             | 829          | 574          | 1,959        | 407          |
| 7 rooms.....  | 555               | 152          | 463          | 399          | 157          | 300            | 1,323        | 129          | 506          | 495          | 246             | 348          | 144          | 249          | 142          |
| 8 rooms.....  | 369               | 81           | 440          | 249          | 107          | 222            | 706          | 85           | 190          | 330          | 225             | 220          | 82           | 140          | 67           |
| 9 rooms or more.....  | 232               | 44           | 249          | 182          | 56           | 147            | 548          | 45           | 207          | 258          | 79              | 202          | 49           | 102          | 39           |
| Not reported.....   | 37                | 23           | 34           | 26           | 12           | 25             | 198          | 13           | 24           | 14           | 12              | 19           | 23           | 22           | 7            |
| <b>Renter-occupied dwelling units.....</b>                                      | <b>3,484</b>      | <b>1,661</b> | <b>2,027</b> | <b>2,460</b> | <b>1,616</b> | <b>2,849</b>   | <b>8,849</b> | <b>2,410</b> | <b>1,778</b> | <b>1,101</b> | <b>1,989</b>    | <b>725</b>   | <b>1,309</b> | <b>894</b>   | <b>1,729</b> |
| 1 room.....   | 79                | 50           | 3            | 71           | 44           | 44             | 190          | 66           | 15           | 25           | 30              | 12           | 38           | 5            | 26           |
| 2 rooms.....  | 333               | 211          | 28           | 161          | 176          | 152            | 1,027        | 360          | 66           | 88           | 160             | 108          | 184          | 83           | 250          |
| 3 rooms.....  | 833               | 479          | 135          | 506          | 446          | 481            | 2,215        | 540          | 336          | 235          | 332             | 179          | 335          | 308          | 480          |
| 4 rooms.....  | 899               | 448          | 432          | 593          | 480          | 616            | 1,781        | 657          | 412          | 259          | 496             | 132          | 322          | 123          | 506          |
| 5 rooms.....  | 620               | 235          | 490          | 369          | 244          | 449            | 1,268        | 511          | 192          | 138          | 418             | 99           | 245          | 64           | 301          |
| 6 rooms.....  | 432               | 166          | 603          | 520          | 148          | 880            | 1,606        | 511          | 568          | 179          | 406             | 110          | 130          | 231          | 127          |
| 7 rooms.....  | 149               | 27           | 183          | 102          | 37           | 401            | 401          | 23           | 97           | 76           | 66              | 41           | 27           | 40           | 22           |
| 8 rooms.....  | 77                | 21           | 99           | 75           | 15           | 57             | 116          | 12           | 37           | 57           | 43              | 22           | 6            | 14           | 10           |
| 9 rooms or more.....  | 38                | 11           | 41           | 39           | 12           | 24             | 70           | 9            | 46           | 38           | 24              | 13           | 7            | 7            | 4            |
| Not reported.....   | 24                | 13           | 13           | 24           | 14           | 28             | 175          | 21           | 9            | 6            | 14              | 9            | 15           | 19           | 3            |
| <b>Vacant nonseasonal not dilapidated dwelling units, for rent or sale.....</b> | <b>77</b>         | <b>26</b>    | <b>35</b>    | <b>51</b>    | <b>17</b>    | <b>72</b>      | <b>167</b>   | <b>21</b>    | <b>32</b>    | <b>33</b>    | <b>26</b>       | <b>17</b>    | <b>19</b>    | <b>15</b>    | <b>23</b>    |
| 1 or 2 rooms.....   | 16                | 4            | 2            | 6            | ...          | 6              | 32           | 7            | 1            | 6            | ...             | 1            | 4            | ...          | 4            |
| 3 rooms.....  | 18                | 8            | 3            | 10           | ...          | 16             | 46           | 5            | 6            | 6            | 4               | 4            | 2            | 6            | 3            |
| 4 rooms.....  | 20                | 7            | 5            | 13           | 10           | 24             | 21           | 3            | 6            | 5            | 10              | ...          | 2            | 2            | 8            |
| 5 rooms.....  | 4                 | 2            | 11           | 9            | 3            | 8              | 9            | ...          | 3            | 5            | 5               | 3            | 10           | ...          | 4            |
| 6 rooms.....  | 7                 | 2            | 5            | 6            | 2            | 6              | 28           | 2            | 4            | 5            | 5               | 4            | ...          | 3            | 1            |
| 7 rooms or more.....  | 3                 | 1            | 8            | 5            | 1            | 6              | 12           | 2            | 4            | 1            | 1               | 4            | ...          | 2            | 3            |
| Not reported.....   | 9                 | 2            | 1            | 2            | 1            | 6              | 19           | 2            | 8            | 5            | 1               | 1            | 1            | 2            | ...          |
| <b>All other dwelling units.....</b>  | <b>76</b>         | <b>30</b>    | <b>74</b>    | <b>75</b>    | <b>26</b>    | <b>64</b>      | <b>238</b>   | <b>24</b>    | <b>13</b>    | <b>52</b>    | <b>36</b>       | <b>14</b>    | <b>17</b>    | <b>29</b>    | <b>10</b>    |
| <b>NUMBER OF PERSONS</b>  |                   |              |              |              |              |                |              |              |              |              |                 |              |              |              |              |
| All occupied dwelling units.....  | 7,097             | 3,461        | 4,487        | 4,881        | 3,409        | 5,191          | 17,803       | 5,054        | 3,824        | 3,352        | 3,916           | 2,686        | 2,997        | 3,563        | 3,358        |
| 1 person.....   | 646               | 223          | 371          | 561          | 236          | 575            | 1,283        | 199          | 225          | 242          | 340             | 119          | 175          | 146          | 232          |
| 2 persons.....  | 2,110             | 819          | 1,066        | 1,501        | 817          | 1,540          | 4,418        | 1,101        | 1,048        | 868          | 1,066           | 531          | 769          | 811          | 767          |
| 3 persons.....  | 1,685             | 935          | 1,042        | 1,192        | 868          | 1,361          | 4,042        | 1,190        | 939          | 840          | 954             | 593          | 777          | 917          | 879          |
| 4 persons.....  | 1,278             | 733          | 869          | 824          | 695          | 892            | 3,581        | 1,176        | 724          | 605          | 756             | 569          | 616          | 823          | 744          |
| 5 persons.....  | 733               | 399          | 550          | 424          | 397          | 424            | 2,182        | 693          | 433          | 352          | 416             | 370          | 329          | 476          | 384          |
| 6 persons.....  | 351               | 188          | 301          | 199          | 173          | 203            | 1,098        | 341          | 207          | 195          | 203             | 246          | 194          | 198          | 176          |
| 7 persons.....  | 167               | 102          | 141          | 105          | 98           | 86             | 598          | 181          | 115          | 121          | 107             | 114          | 94           | 99           | 102          |
| 8 persons.....  | 69                | 33           | 73           | 41           | 47           | 49             | 281          | 82           | 56           | 59           | 43              | 72           | 25           | 48           | 41           |
| 9 persons.....  | 27                | 17           | 41           | 18           | 25           | 26             | 139          | 45           | 40           | 32           | 16              | 32           | 8            | 25           | 13           |
| 10 persons or more.....   | 31                | 12           | 33           | 43           | 26           | 20             | 181          | 46           | 37           | 38           | 15              | 40           | 10           | 20           | 20           |
| Median number of persons.....   | 3.0               | 3.2          | 3.3          | 2.8          | 3.3          | 2.9            | 3.3          | 3.5          | 3.2          | 3.2          | 3.1             | 3.7          | 3.2          | 3.4          | 3.3          |
| <b>Owner-occupied dwelling units.....</b>                                       | <b>3,613</b>      | <b>1,800</b> | <b>2,460</b> | <b>2,421</b> | <b>1,793</b> | <b>2,342</b>   | <b>8,954</b> | <b>2,644</b> | <b>2,046</b> | <b>2,251</b> | <b>1,927</b>    | <b>1,961</b> | <b>1,688</b> | <b>2,669</b> | <b>1,629</b> |
| 1 person.....   | 262               | 102          | 195          | 212          | 97           | 265            | 385          | 84           | 99           | 179          | 161             | 70           | 74           | 75           | 100          |
| 2 persons.....  | 977               | 357          | 591          | 715          | 368          | 740            | 1,830        | 542          | 498          | 545          | 504             | 327          | 377          | 530          | 347          |
| 3 persons.....  | 793               | 419          | 535          | 601          | 409          | 579            | 1,998        | 588          | 467          | 523          | 443             | 412          | 417          | 687          | 368          |
| 4 persons.....  | 708               | 404          | 480          | 439          | 393          | 404            | 2,117        | 611          | 416          | 399          | 380             | 419          | 353          | 663          | 385          |
| 5 persons.....  | 449               | 254          | 309          | 214          | 266          | 197            | 1,311        | 413          | 290          | 268          | 226             | 304          | 222          | 405          | 215          |
| 6 persons.....  | 215               | 142          | 175          | 114          | 123          | 82             | 660          | 207          | 133          | 144          | 109             | 212          | 136          | 161          | 111          |
| 7 persons.....  | 117               | 73           | 90           | 66           | 71           | 34             | 349          | 106          | 74           | 93           | 55              | 92           | 77           | 80           | 57           |
| 8 persons.....  | 47                | 26           | 45           | 25           | 30           | 19             | 149          | 51           | 30           | 49           | 24              | 65           | 18           | 32           | 25           |
| 9 persons.....  | 22                | 14           | 22           | 10           | 17           | 14             | 69           | 23           | 22           | 23           | 12              | 25           | 7            | 19           | 10           |
| 10 persons or more.....   | 23                | 9            | 18           | 25           | 19           | 8              | 86           | 19           | 17           | 28           | 13              | 35           | 7            | 17           | 11           |
| Median number of persons.....   | 3.2               | 3.6          | 3.3          | 3.0          | 3.6          | 2.8            | 3.6          | 3.7          | 3.4          | 3.3          | 3.2             | 3.9          | 3.4          | 3.6          | 3.5          |
| <b>Renter-occupied dwelling units.....</b>                                      | <b>3,484</b>      | <b>1,661</b> | <b>2,027</b> | <b>2,460</b> | <b>1,616</b> | <b>2,849</b>   | <b>8,849</b> | <b>2,410</b> | <b>1,778</b> | <b>1,101</b> | <b>1,989</b>    | <b>725</b>   | <b>1,309</b> | <b>894</b>   | <b>1,729</b> |
| 1 person.....   | 384               | 121          | 176          | 349          | 139          | 310            | 898          | 115          | 126          | 63           | 179             | 49           | 101          | 71           | 132          |
| 2 persons.....  | 1,133             | 462          | 475          | 786          | 449          | 800            | 2,588        | 559          | 550          | 323          | 562             | 204          | 392          | 281          | 420          |
| 3 persons.....  | 892               | 516          | 507          | 591          | 459          | 782            | 2,044        | 602          | 472          | 317          | 511             | 181          | 360          | 230          | 511          |
| 4 persons.....  | 570               | 329          | 389          | 385          | 302          | 488            | 1,464        | 565          | 308          | 206          | 376             | 150          | 263          | 160          | 359          |
| 5 persons.....  | 284               | 145          | 241          | 183          | 158          | 242            | 871          | 280          | 143          | 84           | 190             | 66           | 107          | 71           | 169          |
| 6 persons.....  | 136               | 46           | 126          | 85           | 50           | 121            | 438          | 134          | 74           | 51           | 94              | 34           | 58           | 37           | 65           |
| 7 persons.....  | 50                | 29           | 51           | 39           | 27           | 52             | 249          | 75           | 41           | 28           | 52              | 22           | 17           | 19           | 45           |
| 8 persons.....  | 22                | 7            | 28           | 16           | 17           | 30             | 132          | 31           | 26           | 10           | 19              | 7            | 7            | 16           | 16           |
| 9 persons.....  | 5                 | 3            | 19           | 8            | 8            | 12             | 70           | 22           | 18           | 9            | 4               | 7            | 1            | 6            | 3            |
| 10 persons or more.....   | 8                 | 3            | 15           | 18           | 7            | 12             | 95           | 27           | 20           | 10           | 2               | 5            | 3            | 3            | 9            |
| Median number of persons.....   | 2.8               | 3.0          | 3.2          | 2.7          | 3.0          | 2.9            | 3.0          | 3.4          | 3.0          | 3.0          | 3.0             | 3.1          | 2.9          | 2.9          | 3.1          |
| <b>PERSONS PER ROOM</b>   |                   |              |              |              |              |                |              |              |              |              |                 |              |              |              |              |
| All occupied dwelling units.....  | 7,097             | 3,461        | 4,487        | 4,881        | 3,409        | 5,191          | 17,803       | 5,054        | 3,824        | 3,352        | 3,916           | 2,686        | 2,997        | 3,563        | 3,358        |
| 0.75 or less.....   | 4,806             | 1,823        | 3,288        | 3,587        | 1,980        | 3,834          | 10,963       | 2,377        | 2,780        | 2,427        | 2,616           | 1,689        | 1,677        | 2,517        | 1,761        |
| 0.76 to 1.00.....   | 1,560             | 1,057        | 872          | 889          | 916          | 681            | 905          | 4,430        | 613          | 613          | 876             | 681          | 892          | 770          | 952          |
| 1.01 to 1.50.....   | 519               | 424          | 237          | 256          | 372          | 301            | 1,547        | 712          | 230          | 220          | 311             | 227          | 311          | 198          | 469          |
| 1.51 or more.....   | 151               | 121          | 43           | 99           | 115          | 98             | 490          | 340          | 66           | 72           | 87              | 61           | 79           | 37           | 166          |
| Not reported.....   | 61                | 36           | 47           | 50           | 26           | 53             | 373          | 34           | 33           | 20           | 26              | 28           | 38           | 41           | 10           |



HOUSING—GENERAL CHARACTERISTICS

Table 19.—DWELLING UNITS BY NUMBER OF ROOMS, NUMBER OF PERSONS, AND PERSONS PER ROOM, FOR STANDARD METROPOLITAN AREAS AND CONSTITUENT COUNTIES, URBANIZED AREAS, AND URBAN PLACES OF 10,000 OR MORE: 1950—Con.

| Subject  | Urban places—Con. |         |         |          |        |              |        |         |          |            |         |            |          |           |         |
|--|-------------------|---------|---------|----------|--------|--------------|--------|---------|----------|------------|---------|------------|----------|-----------|---------|
|  | Dormont           | Du Bois | Dunmore | Duquesne | Easton | Ellwood City | Erie   | Farrell | Franklin | Greensburg | Hanover | Harrisburg | Hazleton | Homestead | Indiana |
| <b>NUMBER OF ROOMS</b>   |                   |         |         |          |        |              |        |         |          |            |         |            |          |           |         |
| All dwelling units.....  | 4,334             | 3,513   | 5,517   | 4,839    | 10,479 | 3,767        | 37,955 | 3,621   | 3,268    | 5,218      | 4,468   | 28,209     | 9,883    | 2,806     | 3,552   |
| 1 room.....  | 29                | 38      | 11      | 75       | 101    | 29           | 601    | 67      | 30       | 49         | 21      | 498        | 54       | 70        | 42      |
| 2 rooms.....   | 151               | 95      | 44      | 470      | 326    | 160          | 1,506  | 210     | 111      | 260        | 102     | 1,980      | 221      | 244       | 188     |
| 3 rooms.....   | 415               | 220     | 544     | 768      | 1,262  | 442          | 3,450  | 542     | 293      | 736        | 412     | 3,693      | 825      | 539       | 398     |
| 4 rooms.....   | 613               | 404     | 1,169   | 1,448    | 1,868  | 725          | 5,755  | 720     | 389      | 1,169      | 619     | 3,148      | 1,951    | 778       | 466     |
| 5 rooms.....   | 817               | 501     | 935     | 847      | 1,426  | 909          | 9,342  | 674     | 643      | 839        | 606     | 3,138      | 1,495    | 507       | 587     |
| 6 rooms.....   | 1,392             | 1,059   | 1,506   | 867      | 2,718  | 1,001        | 9,355  | 1,050   | 863      | 1,219      | 1,481   | 6,623      | 3,516    | 416       | 921     |
| 7 rooms.....   | 460               | 518     | 501     | 173      | 984    | 283          | 3,914  | 192     | 374      | 367        | 550     | 2,726      | 662      | 99        | 393     |
| 8 rooms.....   | 216               | 413     | 466     | 87       | 876    | 116          | 2,069  | 78      | 223      | 273        | 387     | 4,310      | 477      | 46        | 269     |
| 9 rooms or more.....   | 162               | 215     | 269     | 67       | 799    | 81           | 1,394  | 48      | 256      | 205        | 237     | 1,810      | 583      | 46        | 243     |
| Not reported.....  | 79                | 50      | 72      | 37       | 119    | 21           | 569    | 40      | 86       | 101        | 53      | 283        | 99       | 61        | 45      |
| Owner-occupied dwelling units.....                                       | 2,390             | 1,958   | 3,101   | 2,437    | 5,563  | 2,353        | 19,524 | 2,112   | 1,767    | 2,522      | 2,275   | 13,113     | 4,715    | 1,048     | 1,781   |
| 1 room.....  | 3                 | 6       | 7       | 10       | 4      | 3            | 98     | 7       | 9        | 11         | 2       | 28         | 8        | 5         | 8       |
| 2 rooms.....   | 5                 | 4       | 11      | 46       | 24     | 14           | 120    | 24      | 12       | 18         | 10      | 72         | 18       | 15        | 11      |
| 3 rooms.....   | 62                | 29      | 104     | 192      | 177    | 104          | 420    | 133     | 42       | 121        | 45      | 420        | 100      | 94        | 58      |
| 4 rooms.....   | 116               | 131     | 389     | 639      | 499    | 326          | 1,830  | 291     | 114      | 409        | 193     | 698        | 679      | 191       | 158     |
| 5 rooms.....   | 344               | 229     | 457     | 534      | 682    | 642          | 4,253  | 454     | 291      | 393        | 281     | 1,114      | 668      | 285       | 274     |
| 6 rooms.....   | 1,094             | 666     | 1,048   | 718      | 1,958  | 847          | 6,508  | 905     | 590      | 871        | 838     | 4,366      | 2,054    | 302       | 574     |
| 7 rooms.....   | 399               | 367     | 396     | 150      | 787    | 235          | 3,097  | 165     | 284      | 271        | 402     | 1,858      | 442      | 70        | 273     |
| 8 rooms.....   | 195               | 337     | 402     | 73       | 737    | 102          | 1,752  | 66      | 181      | 221        | 300     | 3,107      | 317      | 37        | 208     |
| 9 rooms or more.....   | 151               | 174     | 248     | 56       | 662    | 70           | 1,229  | 40      | 222      | 173        | 200     | 1,390      | 390      | 38        | 201     |
| Not reported.....  | 21                | 15      | 39      | 19       | 33     | 10           | 217    | 27      | 22       | 34         | 4       | 100        | 39       | 11        | 16      |
| Renter-occupied dwelling units.....                                      | 1,902             | 1,495   | 2,310   | 2,372    | 4,620  | 1,355        | 17,743 | 1,486   | 1,408    | 2,513      | 2,091   | 14,457     | 5,067    | 1,736     | 1,682   |
| 1 room.....  | 26                | 31      | 4       | 63       | 92     | 26           | 489    | 59      | 21       | 38         | 17      | 447        | 46       | 62        | 32      |
| 2 rooms.....   | 145               | 89      | 33      | 422      | 296    | 138          | 1,333  | 185     | 96       | 231        | 91      | 1,845      | 199      | 228       | 169     |
| 3 rooms.....   | 352               | 186     | 425     | 571      | 1,048  | 327          | 2,957  | 405     | 238      | 565        | 358     | 3,109      | 711      | 441       | 322     |
| 4 rooms.....   | 492               | 266     | 759     | 800      | 1,307  | 385          | 3,811  | 424     | 266      | 693        | 418     | 2,372      | 1,255    | 579       | 297     |
| 5 rooms.....   | 465               | 265     | 468     | 312      | 708    | 257          | 4,959  | 218     | 331      | 432        | 317     | 1,983      | 815      | 221       | 301     |
| 6 rooms.....   | 289               | 376     | 431     | 143      | 703    | 147          | 2,758  | 142     | 263      | 332        | 624     | 2,185      | 1,438    | 113       | 338     |
| 7 rooms.....   | 58                | 145     | 96      | 21       | 187    | 44           | 794    | 27      | 85       | 90         | 140     | 837        | 216      | 29        | 117     |
| 8 rooms.....   | 20                | 74      | 55      | 13       | 132    | 13           | 299    | 12      | 41       | 51         | 80      | 1,158      | 155      | 9         | 56      |
| 9 rooms or more.....   | 11                | 38      | 13      | 10       | 123    | 10           | 153    | 8       | 29       | 27         | 34      | 397        | 190      | 8         | 38      |
| Not reported.....  | 44                | 25      | 26      | 17       | 24     | 8            | 190    | 6       | 38       | 54         | 12      | 124        | 42       | 46        | 12      |
| Vacant nonseasonal not dilapidated dwelling units, for rent or sale..... | 22                | 13      | 45      | 16       | 153    | 32           | 275    | 8       | 53       | 138        | 30      | 368        | 39       | 15        | 50      |
| 1 or 2 rooms.....  | 1                 | ...     | ...     | 4        | 8      | 3            | 25     | ...     | 2        | 7          | ...     | 52         | 1        | 3         | 9       |
| 3 rooms.....   | 1                 | 4       | 5       | 5        | 27     | 5            | 37     | 1       | 8        | 43         | 5       | 115        | 7        | 4         | 10      |
| 4 rooms.....   | 3                 | 1       | 9       | 3        | 47     | 10           | 61     | 3       | 5        | 62         | 2       | 89         | 9        | 4         | 4       |
| 5 rooms.....   | 8                 | 1       | 5       | ...      | 21     | 3            | 66     | 2       | 15       | 8          | 3       | 21         | 4        | ...       | 8       |
| 6 rooms.....   | 5                 | 5       | 14      | 2        | 24     | 6            | 35     | 1       | 7        | 9          | 8       | 39         | 10       | 1         | 5       |
| 7 rooms or more.....   | 2                 | 2       | 7       | 2        | 15     | 2            | 20     | ...     | 7        | 8          | 10      | 34         | 5        | ...       | 6       |
| Not reported.....  | 2                 | ...     | 5       | ...      | 11     | 3            | 31     | 1       | 9        | 1          | 2       | 18         | 3        | 3         | 8       |
| All other dwelling units.....  | 20                | 47      | 61      | 14       | 143    | 27           | 413    | 15      | 40       | 45         | 72      | 271        | 62       | 7         | 39      |
| <b>NUMBER OF PERSONS</b>   |                   |         |         |          |        |              |        |         |          |            |         |            |          |           |         |
| All occupied dwelling units.....   | 4,292             | 3,453   | 5,411   | 4,809    | 10,183 | 3,708        | 37,267 | 3,598   | 3,175    | 5,035      | 4,366   | 27,570     | 9,782    | 2,784     | 3,463   |
| 1 person.....  | 309               | 307     | 318     | 254      | 979    | 204          | 2,992  | 231     | 378      | 416        | 368     | 3,210      | 608      | 200       | 345     |
| 2 persons.....   | 1,431             | 1,013   | 1,253   | 1,087    | 2,966  | 895          | 10,237 | 749     | 1,016    | 1,454      | 1,395   | 8,777      | 2,352    | 727       | 1,078   |
| 3 persons.....   | 1,113             | 871     | 1,404   | 1,198    | 2,415  | 985          | 8,822  | 824     | 770      | 1,260      | 1,096   | 6,391      | 2,426    | 696       | 877     |
| 4 persons.....   | 769               | 649     | 1,110   | 1,057    | 1,863  | 854          | 7,398  | 739     | 480      | 978        | 800     | 4,337      | 2,053    | 533       | 660     |
| 5 persons.....   | 407               | 336     | 640     | 625      | 950    | 424          | 4,097  | 537     | 270      | 501        | 383     | 2,446      | 1,184    | 317       | 313     |
| 6 persons.....   | 161               | 161     | 366     | 293      | 480    | 199          | 2,087  | 297     | 135      | 238        | 163     | 1,153      | 636      | 149       | 115     |
| 7 persons.....   | 66                | 70      | 176     | 164      | 268    | 77           | 892    | 123     | 69       | 103        | 78      | 605        | 286      | 89        | 43      |
| 8 persons.....   | 16                | 26      | 76      | 72       | 131    | 39           | 377    | 50      | 30       | 54         | 43      | 296        | 114      | 46        | 18      |
| 9 persons.....   | 12                | 9       | 35      | 36       | 75     | 21           | 180    | 28      | 11       | 14         | 15      | 132        | 71       | 13        | 7       |
| 10 persons or more.....  | 8                 | 11      | 33      | 23       | 56     | 10           | 185    | 20      | 16       | 17         | 25      | 223        | 52       | 14        | 7       |
| Median number of persons.....  | 2.9               | 3.0     | 3.3     | 3.4      | 3.0    | 3.3          | 3.1    | 3.5     | 2.8      | 3.0        | 2.9     | 2.8        | 3.3      | 3.2       | 2.9     |
| Owner-occupied dwelling units.....                                       | 2,390             | 1,958   | 3,101   | 2,437    | 5,563  | 2,353        | 19,524 | 2,112   | 1,767    | 2,522      | 2,275   | 13,113     | 4,715    | 1,048     | 1,781   |
| 1 person.....  | 107               | 132     | 185     | 88       | 361    | 104          | 1,129  | 83      | 190      | 174        | 156     | 1,016      | 240      | 62        | 139     |
| 2 persons.....   | 628               | 549     | 640     | 481      | 1,397  | 509          | 4,765  | 381     | 538      | 615        | 743     | 3,764      | 996      | 246       | 535     |
| 3 persons.....   | 620               | 478     | 739     | 541      | 1,271  | 573          | 4,415  | 450     | 392      | 603        | 559     | 3,160      | 1,054    | 220       | 435     |
| 4 persons.....   | 500               | 402     | 624     | 578      | 1,161  | 591          | 4,136  | 469     | 288      | 550        | 428     | 2,393      | 1,036    | 210       | 362     |
| 5 persons.....   | 316               | 221     | 412     | 375      | 555    | 304          | 2,523  | 359     | 178      | 296        | 210     | 1,474      | 683      | 141       | 189     |
| 6 persons.....   | 130               | 102     | 256     | 190      | 353    | 154          | 1,413  | 215     | 92       | 153        | 97      | 660        | 373      | 80        | 67      |
| 7 persons.....   | 58                | 46      | 141     | 106      | 183    | 63           | 617    | 90      | 51       | 74         | 40      | 330        | 184      | 45        | 33      |
| 8 persons.....   | 15                | 18      | 57      | 44       | 94     | 32           | 263    | 32      | 18       | 38         | 21      | 145        | 69       | 20        | 10      |
| 9 persons.....   | 9                 | 4       | 25      | 23       | 45     | 16           | 133    | 19      | 8        | 10         | 8       | 73         | 47       | 12        | 7       |
| 10 persons or more.....  | 7                 | 6       | 22      | 11       | 43     | 7            | 130    | 14      | 12       | 9          | 13      | 98         | 33       | 12        | 4       |
| Median number of persons.....  | 3.2               | 3.1     | 3.5     | 3.7      | 3.3    | 3.5          | 3.4    | 3.8     | 2.9      | 3.3        | 2.9     | 3.1        | 3.6      | 3.5       | 3.0     |
| Renter-occupied dwelling units.....                                      | 1,902             | 1,495   | 2,310   | 2,372    | 4,620  | 1,355        | 17,743 | 1,486   | 1,408    | 2,513      | 2,091   | 14,457     | 5,067    | 1,736     | 1,682   |
| 1 person.....  | 202               | 175     | 133     | 166      | 618    | 100          | 1,863  | 148     | 188      | 242        | 212     | 2,194      | 368      | 138       | 206     |
| 2 persons.....   | 803               | 464     | 613     | 606      | 1,569  | 386          | 5,472  | 368     | 478      | 839        | 652     | 5,013      | 1,356    | 481       | 543     |
| 3 persons.....   | 493               | 393     | 665     | 657      | 1,144  | 412          | 4,407  | 374     | 378      | 657        | 537     | 3,231      | 1,372    | 476       | 442     |
| 4 persons.....   | 269               | 247     | 466     | 479      | 702    | 262          | 3,262  | 270     | 192      | 428        | 372     | 1,944      | 1,017    | 322       | 298     |
| 5 persons.....   | 91                | 115     | 228     | 250      | 295    | 120          | 1,574  | 178     | 92       | 205        | 173     | 972        | 501      | 176       | 124     |
| 6 persons.....   | 31                | 59      | 110     | 103      | 127    | 45           | 674    | 82      | 43       | 85         | 66      | 493        | 263      | 69        | 48      |
| 7 persons.....   | 8                 | 24      | 35      | 58       | 85     | 14           | 275    | 33      | 18       | 28         | 25      | 251        | 102      | 44        | 10      |
| 8 persons.....   | 1                 | 8       | 19      | 28       | 37     | 7            | 114    | 18      | 12       | 16         | 22      | 151        | 45       | 26        | 8       |
| 9 persons.....   | 3                 | 5       | 10      | 13       | 30     | 5            | 47     | 9       | 3        | 4          | 7       | 59         | 24       | 1         | ...     |
| 10 persons or more.....  | 1                 | 5       | 11      | 12       | 13     | 3            | 55     | 6       | 4        | 12         | 12      | 125        | 19       | 2         | 3       |
| Median number of persons.....  | 2.4               | 2.8     | 3.1     | 3.1      | 2.6    | 3.0          | 2.8    | 3.1     | 2.6      | 2.8        | 2.8     | 2.5        | 3.1      | 3.0       | 2.7     |
| <b>PERSONS PER ROOM</b>  |                   |         |         |          |        |              |        |         |          |            |         |            |          |           |         |
| All occupied dwelling units.....   | 4,292             | 3,453   | 5,411   | 4,809    | 10,183 | 3,708        | 37,267 | 3,598   | 3,175    | 5,035      | 4,366   | 27,570     | 9,782    | 2,784     | 3,463   |
| 0.75 or less.....  | 3,297             | 2       |         |          |        |              |        |         |          |            |         |            |          |           |         |



Table 19.—DWELLING UNITS BY NUMBER OF ROOMS, NUMBER OF PERSONS, AND PERSONS PER ROOM, FOR STANDARD METROPOLITAN AREAS AND CONSTITUENT COUNTIES, URBANIZED AREAS, AND URBAN PLACES OF 10,000 OR MORE: 1950—Con.

| Subject   | Urban places--Con. |                |               |                |                |         |         |                |               |                 |                 |                  |                |          |                 |
|---|--------------------|----------------|---------------|----------------|----------------|---------|---------|----------------|---------------|-----------------|-----------------|------------------|----------------|----------|-----------------|
|   | Jean-<br>nette     | Johns-<br>town | Kings-<br>ton | Lan-<br>caster | Lans-<br>downe | Latrobe | Lebanon | Lewis-<br>town | Lock<br>Haven | McKees-<br>Port | McKees<br>Rocks | Mahancoy<br>City | Head-<br>ville | Moneysen | Mount<br>Carmel |
| <b>NUMBER OF ROOMS</b>  |                    |                |               |                |                |         |         |                |               |                 |                 |                  |                |          |                 |
| All dwelling units.....   | 4,799              | 17,475         | 6,315         | 19,157         | 3,810          | 3,375   | 8,295   | 4,569          | 3,389         | 15,039          | 4,679           | 3,236            | 6,204          | 5,174    | 4,039           |
| 1 room.....   | 47                 | 281            | 10            | 301            | 23             | 32      | 152     | 54             | 29            | 363             | 201             | 26               | 91             | 62       | 13              |
| 2 rooms.....  | 361                | 932            | 76            | 1,040          | 79             | 164     | 328     | 182            | 113           | 1,215           | 609             | 49               | 267            | 638      | 73              |
| 3 rooms.....  | 816                | 2,159          | 490           | 2,435          | 356            | 464     | 975     | 534            | 393           | 2,894           | 1,032           | 91               | 872            | 1,126    | 149             |
| 4 rooms.....  | 1,010              | 4,360          | 843           | 2,403          | 347            | 628     | 1,081   | 776            | 554           | 3,655           | 1,097           | 326              | 1,040          | 1,251    | 443             |
| 5 rooms.....  | 1,176              | 2,904          | 804           | 2,469          | 281            | 542     | 1,054   | 627            | 529           | 2,949           | 860             | 497              | 1,261          | 951      | 451             |
| 6 rooms.....  | 955                | 4,604          | 2,540         | 3,069          | 1,253          | 911     | 2,465   | 1,504          | 990           | 2,622           | 582             | 1,204            | 1,474          | 825      | 1,474           |
| 7 rooms.....  | 228                | 969            | 497           | 2,207          | 498            | 293     | 986     | 401            | 345           | 647             | 112             | 372              | 553            | 182      | 504             |
| 8 rooms.....  | 118                | 624            | 562           | 1,955          | 390            | 157     | 679     | 266            | 213           | 299             | 75              | 379              | 349            | 77       | 516             |
| 9 rooms or more.....  | 57                 | 468            | 434           | 1,113          | 490            | 143     | 483     | 159            | 160           | 251             | 39              | 230              | 207            | 30       | 309             |
| Not reported.....   | 31                 | 174            | 59            | 171            | 93             | 41      | 92      | 66             | 63            | 144             | 72              | 62               | 90             | 32       | 107             |
| Owner-occupied dwelling units.....  | 2,541              | 7,371          | 3,127         | 9,661          | 2,602          | 2,036   | 4,174   | 2,113          | 1,442         | 7,151           | 1,729           | 1,823            | 2,506          | 2,587    | 2,519           |
| 1 room.....   | 12                 | 22             | 3             | 39             | 5              | 12      | 6       | 5              | 6             | 25              | 10              | 4                | 8              | 4        | 6               |
| 2 rooms.....  | 61                 | 62             | ...           | 74             | 4              | 12      | 23      | 17             | 12            | 96              | 50              | 7                | 17             | 65       | 8               |
| 3 rooms.....  | 201                | 288            | 66            | 319            | 42             | 84      | 133     | 59             | 47            | 598             | 210             | 4                | 78             | 278      | 17              |
| 4 rooms.....  | 507                | 1,333          | 178           | 616            | 52             | 312     | 267     | 177            | 129           | 1,416           | 392             | 58               | 216            | 664      | 129             |
| 5 rooms.....  | 685                | 1,365          | 270           | 1,204          | 93             | 335     | 480     | 289            | 170           | 1,838           | 452             | 194              | 431            | 652      | 241             |
| 6 rooms.....  | 739                | 2,734          | 1,421         | 3,337          | 1,108          | 739     | 1,570   | 906            | 538           | 2,106           | 413             | 794              | 851            | 670      | 1,052           |
| 7 rooms.....  | 175                | 697            | 368           | 1,624          | 432            | 257     | 752     | 297            | 235           | 535             | 92              | 264              | 420            | 151      | 381             |
| 8 rooms.....  | 100                | 475            | 439           | 1,513          | 366            | 141     | 527     | 210            | 159           | 262             | 64              | 288              | 271            | 67       | 389             |
| 9 rooms or more.....  | 48                 | 318            | 355           | 871            | 459            | 126     | 386     | 135            | 130           | 205             | 29              | 182              | 184            | 25       | 248             |
| Not reported.....   | 13                 | 77             | 27            | 64             | 41             | 18      | 30      | 18             | 16            | 70              | 17              | 28               | 30             | 11       | 48              |
| Renter-occupied dwelling units.....   | 2,173              | 9,937          | 3,097         | 9,185          | 1,172          | 1,267   | 3,948   | 2,339          | 1,880         | 7,700           | 2,908           | 1,321            | 3,479          | 2,502    | 1,449           |
| 1 room.....   | 33                 | 255            | 7             | 253            | 17             | 20      | 139     | 44             | 23            | 333             | 189             | 22               | 69             | 58       | 7               |
| 2 rooms.....  | 287                | 847            | 74            | 938            | 75             | 151     | 295     | 155            | 99            | 1,105           | 555             | 38               | 228            | 560      | 64              |
| 3 rooms.....  | 597                | 1,845          | 411           | 2,052          | 307            | 335     | 823     | 464            | 342           | 2,262           | 819             | 81               | 747            | 817      | 128             |
| 4 rooms.....  | 486                | 2,991          | 648           | 1,752          | 290            | 309     | 793     | 575            | 413           | 2,190           | 697             | 254              | 793            | 575      | 306             |
| 5 rooms.....  | 480                | 1,523          | 521           | 1,229          | 186            | 201     | 548     | 324            | 348           | 1,084           | 402             | 288              | 805            | 288      | 203             |
| 6 rooms.....  | 209                | 1,844          | 1,090         | 1,684          | 136            | 165     | 863     | 578            | 443           | 492             | 166             | 388              | 600            | 147      | 406             |
| 7 rooms.....  | 51                 | 268            | 125           | 566            | 64             | 35      | 227     | 98             | 107           | 106             | 20              | 103              | 123            | 27       | 116             |
| 8 rooms.....  | 16                 | 147            | 119           | 430            | 22             | 16      | 141     | 53             | 52            | 32              | 11              | 87               | 73             | 10       | 122             |
| 9 rooms or more.....  | 8                  | 144            | 77            | 429            | 27             | 17      | 87      | 24             | 28            | 40              | 10              | 43               | 20             | 5        | 60              |
| Not reported.....   | 6                  | 73             | 25            | 52             | 48             | 18      | 32      | 24             | 25            | 56              | 39              | 17               | 21             | 15       | 37              |
| Vacant nonseasonal not dilapidated<br>dwelling units, for rent or sale..... | 50                 | 70             | 55            | 143            | 17             | 56      | 81      | 60             | 20            | 83              | 23              | 23               | 93             | 29       | 24              |
| 1 or 2 rooms.....   | 10                 | 7              | 2             | 20             | 1              | 1       | 10      | 8              | 1             | 12              | 3               | ...              | 18             | 6        | ...             |
| 3 rooms.....  | 12                 | 12             | 9             | 40             | 4              | 44      | 12      | 7              | 3             | 16              | 1               | ...              | 30             | 10       | 3               |
| 4 rooms.....  | 11                 | 16             | 9             | 22             | 3              | 4       | 16      | 13             | 5             | 23              | 6               | 7                | 17             | 4        | 3               |
| 5 rooms.....  | 7                  | 8              | 8             | 14             | 1              | 3       | 10      | 7              | 5             | 12              | 3               | 7                | 12             | 4        | 1               |
| 6 rooms.....  | 5                  | 14             | 15            | 12             | 4              | 2       | 19      | 9              | 2             | 10              | 1               | 4                | 6              | 2        | 8               |
| 7 rooms or more.....  | 2                  | 8              | 8             | 16             | 3              | 1       | 9       | 7              | 3             | 6               | ...             | 4                | 7              | ...      | 6               |
| Not reported.....   | 3                  | 5              | 4             | 19             | 1              | 1       | 5       | 9              | 1             | 4               | 9               | 1                | 3              | 3        | 3               |
| All other dwelling units.....   | 35                 | 97             | 36            | 168            | 19             | 16      | 92      | 57             | 47            | 105             | 19              | 69               | 126            | 56       | 47              |
| <b>NUMBER OF PERSONS</b>  |                    |                |               |                |                |         |         |                |               |                 |                 |                  |                |          |                 |
| All occupied dwelling units.....  | 4,714              | 17,308         | 6,224         | 18,846         | 3,774          | 3,303   | 8,122   | 4,452          | 3,322         | 14,851          | 4,637           | 3,144            | 5,985          | 5,089    | 3,968           |
| 1 person.....   | 261                | 1,254          | 379           | 2,048          | 278            | 218     | 770     | 436            | 303           | 1,154           | 438             | 256              | 837            | 332      | 268             |
| 2 persons.....  | 1,204              | 4,266          | 1,762         | 5,674          | 1,195          | 787     | 2,325   | 1,420          | 969           | 3,909           | 1,109           | 772              | 1,858          | 1,172    | 895             |
| 3 persons.....  | 1,302              | 4,206          | 1,589         | 4,350          | 815            | 1,937   | 1,160   | 849            | 3,773         | 1,109           | 747             | 1,444            | 1,361          | 1,030    |                 |
| 4 persons.....  | 1,003              | 3,365          | 1,291         | 3,164          | 759            | 737     | 1,454   | 740            | 621           | 2,847           | 940             | 620              | 982            | 1,123    | 799             |
| 5 persons.....  | 525                | 2,069          | 671           | 1,757          | 352            | 387     | 792     | 401            | 308           | 1,616           | 538             | 392              | 492            | 612      | 499             |
| 6 persons.....  | 245                | 1,082          | 307           | 917            | 137            | 214     | 434     | 165            | 140           | 818             | 273             | 225              | 229            | 262      | 272             |
| 7 persons.....  | 104                | 550            | 134           | 484            | 68             | 80      | 218     | 74             | 67            | 389             | 112             | 79               | 82             | 134      | 104             |
| 8 persons.....  | 39                 | 256            | 56            | 205            | 40             | 33      | 100     | 33             | 29            | 175             | 68              | 26               | 30             | 39       | 47              |
| 9 persons.....  | 20                 | 128            | 20            | 109            | 9              | 14      | 38      | 15             | 17            | 90              | 26              | 17               | 20             | 26       | 29              |
| 10 persons or more.....   | 11                 | 132            | 15            | 138            | 16             | 18      | 54      | 8              | 19            | 80              | 24              | 10               | 11             | 28       | 25              |
| Median number of persons.....   | 3.2                | 3.2            | 3.1           | 2.9            | 3.0            | 3.3     | 3.0     | 2.8            | 3.0           | 3.1             | 3.2             | 3.2              | 2.7            | 3.3      | 3.3             |
| Owner-occupied dwelling units.....  | 2,541              | 7,371          | 3,127         | 9,661          | 2,602          | 2,036   | 4,174   | 2,113          | 1,442         | 7,151           | 1,729           | 1,823            | 2,506          | 2,587    | 2,519           |
| 1 person.....   | 128                | 459            | 167           | 749            | 98             | 113     | 313     | 161            | 122           | 354             | 77              | 123              | 279            | 107      | 156             |
| 2 persons.....  | 610                | 1,674          | 836           | 2,642          | 650            | 404     | 1,648   | 690            | 430           | 1,648           | 364             | 427              | 752            | 508      | 535             |
| 3 persons.....  | 625                | 1,583          | 761           | 2,292          | 657            | 471     | 955     | 525            | 354           | 1,752           | 390             | 425              | 594            | 637      | 631             |
| 4 persons.....  | 557                | 1,527          | 667           | 1,834          | 635            | 477     | 757     | 376            | 247           | 1,506           | 393             | 364              | 416            | 639      | 506             |
| 5 persons.....  | 337                | 999            | 379           | 1,066          | 316            | 292     | 458     | 194            | 150           | 943             | 250             | 252              | 252            | 380      | 355             |
| 6 persons.....  | 169                | 564            | 189           | 541            | 122            | 166     | 266     | 100            | 70            | 496             | 151             | 144              | 123            | 170      | 187             |
| 7 persons.....  | 70                 | 296            | 74            | 283            | 63             | 65      | 140     | 36             | 33            | 236             | 52              | 55               | 48             | 92       | 73              |
| 8 persons.....  | 27                 | 125            | 33            | 123            | 40             | 28      | 64      | 17             | 16            | 104             | 35              | 15               | 21             | 24       | 39              |
| 9 persons.....  | 11                 | 72             | 12            | 66             | 7              | 11      | 27      | 10             | 9             | 61              | 9               | 10               | 12             | 15       | 19              |
| 10 persons or more.....   | 7                  | 72             | 9             | 65             | 14             | 9       | 34      | 4              | 11            | 51              | 8               | 8                | 9              | 15       | 18              |
| Median number of persons.....   | 3.4                | 3.5            | 3.2           | 3.1            | 3.3            | 3.6     | 3.1     | 2.9            | 3.0           | 3.4             | 3.6             | 3.4              | 2.9            | 3.6      | 3.4             |
| Renter-occupied dwelling units.....   | 2,173              | 9,937          | 3,097         | 9,185          | 1,172          | 1,267   | 3,948   | 2,339          | 1,880         | 7,700           | 2,908           | 1,321            | 3,479          | 2,502    | 1,449           |
| 1 person.....   | 133                | 795            | 212           | 1,299          | 180            | 105     | 457     | 275            | 181           | 800             | 361             | 133              | 558            | 225      | 112             |
| 2 persons.....  | 594                | 2,592          | 926           | 3,032          | 545            | 383     | 1,165   | 730            | 539           | 2,261           | 745             | 345              | 1,106          | 664      | 360             |
| 3 persons.....  | 677                | 2,623          | 828           | 2,058          | 263            | 344     | 862     | 635            | 495           | 2,021           | 719             | 322              | 850            | 724      | 399             |
| 4 persons.....  | 446                | 1,838          | 694           | 1,330          | 124            | 260     | 697     | 364            | 374           | 1,341           | 547             | 256              | 566            | 484      | 293             |
| 5 persons.....  | 188                | 1,070          | 292           | 691            | 36             | 95      | 334     | 207            | 158           | 673             | 288             | 140              | 240            | 232      | 144             |
| 6 persons.....  | 76                 | 518            | 118           | 376            | 15             | 48      | 168     | 65             | 70            | 322             | 122             | 81               | 106            | 92       | 85              |
| 7 persons.....  | 34                 | 254            | 60            | 201            | 5              | 15      | 78      | 38             | 34            | 153             | 60              | 24               | 34             | 42       | 31              |
| 8 persons.....  | 12                 | 131            | 23            | 82             | ...            | 5       | 36      | 16             | 13            | 71              | 33              | 11               | 9              | 15       | 8               |
| 9 persons.....  | 9                  | 56             | 8             | 43             | 2              | 3       | 11      | 5              | 8             | 29              | 17              | 7                | 8              | 11       | 10              |
| 10 persons or more.....   | 4                  | 60             | 6             | 73             | 2              | 9       | 20      | 4              | 8             | 29              | 16              | 2                | 2              | 13       | 7               |
| Median number of persons.....   | 3.0                | 3.1            | 3.0           | 2.6            | 2.2            | 2.9     | 2.9     | 2.8            | 2.9           | 3.0             | 3.0             | 3.1              | 2.6            | 3.0      | 3.1             |
| <b>PERSONS PER ROOM</b>   |                    |                |               |                |                |         |         |                |               |                 |                 |                  |                |          |                 |
| All occupied dwelling units.....  | 4,714              | 17,308         | 6,224         | 18,846         | 3,774          | 3,303   | 8,122   | 4,452          | 3,322         | 14,851          | 4,637           | 3,144            | 5,985          | 5,089    |                 |

HOUSING—GENERAL CHARACTERISTICS

Table 19.—DWELLING UNITS BY NUMBER OF ROOMS, NUMBER OF PERSONS, AND PERSONS PER ROOM, FOR STANDARD METROPOLITAN AREAS AND CONSTITUENT COUNTIES, URBANIZED AREAS, AND URBAN PLACES OF 10,000 OR MORE: 1950—Con.

| Subject   | Urban places—Con. |              |              |                 |              |                |              |                |               |                |              |              |              |              |               |
|---|-------------------|--------------|--------------|-----------------|--------------|----------------|--------------|----------------|---------------|----------------|--------------|--------------|--------------|--------------|---------------|
|   | Munhall           | Nan-ticoke   | New Castle   | New Ken-sington | Norris-town  | North Braddock | Oil City     | Phila-delphia  | Phoenix-ville | Pitts-burgh    | Pittston     | Plym-outh    | Potts-town   | Potts-ville  | Reading       |
| <b>NUMBER OF ROOMS</b>  |                   |              |              |                 |              |                |              |                |               |                |              |              |              |              |               |
| All dwelling units.....   | 4,688             | 6,008        | 14,282       | 7,426           | 9,180        | 4,007          | 5,930        | 599,495        | 3,487         | 193,889        | 3,946        | 3,791        | 6,665        | 6,827        | 32,890        |
| 1 room.....   | 23                | 18           | 288          | 101             | 64           | 24             | 56           | 10,456         | 45            | 6,371          | 5            | 13           | 36           | 45           | 445           |
| 2 rooms.....  | 303               | 157          | 745          | 498             | 573          | 241            | 137          | 55,471         | 89            | 19,278         | 50           | 60           | 169          | 140          | 1,874         |
| 3 rooms.....  | 589               | 1,005        | 1,869        | 1,270           | 1,025        | 548            | 438          | 71,548         | 238           | 37,947         | 276          | 302          | 632          | 540          | 4,131         |
| 4 rooms.....  | 961               | 1,049        | 2,510        | 1,709           | 938          | 1,258          | 694          | 62,091         | 413           | 41,293         | 546          | 459          | 916          | 758          | 4,219         |
| 5 rooms.....  | 1,177             | 897          | 2,652        | 1,397           | 828          | 867            | 1,036        | 67,958         | 358           | 32,439         | 660          | 632          | 965          | 930          | 4,238         |
| 6 rooms.....  | 1,136             | 2,099        | 4,010        | 1,460           | 2,331        | 703            | 1,851        | 201,291        | 780           | 31,775         | 1,410        | 1,993        | 2,047        | 1,995        | 7,494         |
| 7 rooms.....  | 278               | 366          | 1,083        | 474             | 1,238        | 285            | 741          | 54,873         | 647           | 9,974          | 451          | 350          | 908          | 888          | 3,546         |
| 8 rooms.....  | 88                | 235          | 587          | 280             | 1,126        | 17             | 493          | 37,094         | 412           | 6,314          | 332          | 176          | 525          | 848          | 4,621         |
| 9 rooms or more.....  | 65                | 142          | 380          | 168             | 824          | 13             | 371          | 27,395         | 443           | 5,859          | 183          | 154          | 363          | 591          | 2,091         |
| Not reported.....   | 68                | 40           | 158          | 69              | 233          | 51             | 113          | 11,318         | 62            | 2,639          | 33           | 52           | 104          | 92           | 231           |
| <b>Owner-occupied dwelling units.....</b>                                       | <b>2,895</b>      | <b>2,663</b> | <b>8,380</b> | <b>3,959</b>    | <b>5,652</b> | <b>1,991</b>   | <b>3,340</b> | <b>328,035</b> | <b>2,393</b>  | <b>80,951</b>  | <b>2,036</b> | <b>1,628</b> | <b>4,154</b> | <b>3,696</b> | <b>18,677</b> |
| 1 room.....   | 3                 | 5            | 45           | 22              | 6            | ...            | 8            | 910            | 6             | 322            | 1            | 1            | 7            | 11           | 61            |
| 2 rooms.....  | 30                | 20           | 52           | 52              | 34           | 3              | 13           | 1,488          | 7             | 1,369          | 9            | 7            | 25           | 10           | 97            |
| 3 rooms.....  | 144               | 118          | 381          | 271             | 143          | 17             | 65           | 6,900          | 39            | 6,938          | 43           | 41           | 58           | 57           | 595           |
| 4 rooms.....  | 430               | 276          | 1,044        | 743             | 312          | 565            | 171          | 16,523         | 196           | 12,762         | 144          | 87           | 357          | 186          | 1,095         |
| 5 rooms.....  | 858               | 439          | 1,718        | 905             | 471          | 557            | 468          | 36,003         | 214           | 17,174         | 276          | 212          | 538          | 350          | 2,370         |
| 6 rooms.....  | 999               | 1,243        | 3,278        | 1,142           | 1,901        | 572            | 1,246        | 163,269        | 599           | 23,127         | 773          | 796          | 1,637        | 1,298        | 5,831         |
| 7 rooms.....  | 255               | 258          | 934          | 408             | 934          | 243            | 586          | 44,851         | 557           | 7,772          | 348          | 230          | 746          | 646          | 2,904         |
| 8 rooms.....  | 72                | 182          | 517          | 241             | 948          | 7              | 407          | 30,776         | 350           | 5,312          | 282          | 119          | 430          | 620          | 3,867         |
| 9 rooms or more.....  | 50                | 107          | 332          | 139             | 726          | 3              | 320          | 22,973         | 404           | 5,123          | 147          | 112          | 305          | 481          | 1,758         |
| Not reported.....   | 54                | 15           | 79           | 36              | 104          | 24             | 56           | 4,342          | 21            | 1,052          | 13           | 23           | 51           | 37           | 99            |
| <b>Renter-occupied dwelling units.....</b>                                      | <b>1,740</b>      | <b>3,281</b> | <b>5,713</b> | <b>3,348</b>    | <b>3,431</b> | <b>1,988</b>   | <b>2,474</b> | <b>256,663</b> | <b>1,012</b>  | <b>109,941</b> | <b>1,825</b> | <b>2,101</b> | <b>2,435</b> | <b>3,003</b> | <b>13,627</b> |
| 1 room.....   | 20                | 13           | 231          | 77              | 57           | 24             | 46           | 9,015          | 39            | 5,846          | 4            | 12           | 28           | 34           | 364           |
| 2 rooms.....  | 269               | 136          | 666          | 433             | 527          | 238            | 121          | 15,920         | 78            | 17,499         | 40           | 53           | 143          | 128          | 1,711         |
| 3 rooms.....  | 439               | 869          | 1,448        | 971             | 867          | 519            | 357          | 62,630         | 186           | 30,503         | 229          | 250          | 565          | 472          | 3,430         |
| 4 rooms.....  | 513               | 765          | 1,429        | 935             | 616          | 687            | 511          | 44,017         | 209           | 27,948         | 390          | 365          | 544          | 553          | 3,029         |
| 5 rooms.....  | 314               | 452          | 908          | 477             | 309          | 548            | 548          | 30,610         | 137           | 14,936         | 370          | 411          | 417          | 556          | 1,791         |
| 6 rooms.....  | 121               | 843          | 713          | 307             | 410          | 128            | 588          | 34,862         | 171           | 8,321          | 607          | 782          | 399          | 675          | 1,587         |
| 7 rooms.....  | 23                | 107          | 143          | 63              | 224          | 41             | 144          | 9,421          | 87            | 2,119          | 93           | 116          | 156          | 230          | 611           |
| 8 rooms.....  | 16                | 53           | 66           | 38              | 174          | 9              | 78           | 5,784          | 55            | 940            | 46           | 56           | 91           | 219          | 710           |
| 9 rooms or more.....  | 15                | 34           | 45           | 27              | 90           | 10             | 48           | 3,775          | 35            | 635            | 34           | 40           | 56           | 101          | 296           |
| Not reported.....   | 10                | 9            | 64           | 20              | 115          | 23             | 33           | 4,629          | 15            | 1,194          | 12           | 16           | 36           | 35           | 98            |
| <b>Vacant nonseasonal not dilapidated dwelling units, for rent or sale.....</b> | <b>22</b>         | <b>24</b>    | <b>96</b>    | <b>71</b>       | <b>50</b>    | <b>8</b>       | <b>42</b>    | <b>7,613</b>   | <b>36</b>     | <b>1,477</b>   | <b>29</b>    | <b>14</b>    | <b>28</b>    | <b>61</b>    | <b>308</b>    |
| 1 or 2 rooms.....   | 2                 | 1            | 23           | 11              | 7            | ...            | 3            | 1,662          | 4             | 371            | ...          | ...          | ...          | 2            | 48            |
| 3 rooms.....  | 4                 | 9            | 26           | 19              | 11           | 6              | 9            | 1,223          | 6             | 309            | 1            | 6            | 4            | 7            | 54            |
| 4 rooms.....  | 11                | 2            | 25           | 19              | 8            | ...            | 5            | 913            | 3             | 259            | 7            | 1            | 9            | 11           | 67            |
| 5 rooms.....  | ...               | 4            | 8            | 8               | 3            | 1              | 8            | 650            | 2             | 172            | 8            | 2            | 5            | 11           | 48            |
| 6 rooms.....  | 3                 | 4            | 7            | 7               | 8            | ...            | 4            | 1,696          | 3             | 170            | 8            | 4            | ...          | 8            | 32            |
| 7 rooms or more.....  | ...               | ...          | 5            | 2               | 9            | ...            | 10           | 823            | 6             | 89             | 4            | 1            | ...          | 15           | 52            |
| Not reported.....   | 2                 | 4            | 2            | 5               | 4            | 1              | 3            | 646            | 12            | 107            | 1            | ...          | 8            | 7            | 7             |
| <b>All other dwelling units.....</b>  | <b>31</b>         | <b>40</b>    | <b>93</b>    | <b>48</b>       | <b>47</b>    | <b>20</b>      | <b>74</b>    | <b>7,184</b>   | <b>46</b>     | <b>1,520</b>   | <b>56</b>    | <b>48</b>    | <b>48</b>    | <b>67</b>    | <b>278</b>    |
| <b>NUMBER OF PERSONS</b>  |                   |              |              |                 |              |                |              |                |               |                |              |              |              |              |               |
| All occupied dwelling units.....  | 4,635             | 5,944        | 14,093       | 7,307           | 9,083        | 3,979          | 5,814        | 584,698        | 3,405         | 190,892        | 3,861        | 3,729        | 6,589        | 6,699        | 32,304        |
| 1 person.....   | 213               | 462          | 1,187        | 507             | 620          | 203            | 570          | 57,690         | 211           | 17,845         | 210          | 267          | 493          | 547          | 3,285         |
| 2 persons.....  | 1,108             | 1,437        | 3,812        | 1,917           | 2,234        | 862            | 1,635        | 154,851        | 751           | 50,903         | 753          | 839          | 1,897        | 1,747        | 9,712         |
| 3 persons.....  | 1,192             | 1,549        | 3,397        | 1,822           | 2,016        | 1,003          | 1,443        | 133,703        | 778           | 44,318         | 905          | 963          | 1,588        | 1,664        | 7,635         |
| 4 persons.....  | 1,064             | 1,311        | 2,734        | 1,538           | 1,714        | 861            | 1,052        | 111,697        | 693           | 36,222         | 830          | 807          | 1,329        | 1,269        | 5,357         |
| 5 persons.....  | 563               | 673          | 1,472        | 823             | 1,093        | 509            | 568          | 63,451         | 435           | 21,107         | 544          | 483          | 629          | 740          | 3,116         |
| 6 persons.....  | 278               | 288          | 761          | 409             | 634          | 285            | 274          | 32,214         | 251           | 10,483         | 295          | 233          | 338          | 385          | 1,600         |
| 7 persons.....  | 130               | 137          | 360          | 147             | 354          | 139            | 137          | 15,344         | 138           | 5,115          | 173          | 81           | 176          | 188          | 800           |
| 8 persons.....  | 54                | 54           | 169          | 69              | 189          | 67             | 70           | 7,654          | 77            | 2,443          | 72           | 30           | 77           | 70           | 381           |
| 9 persons.....  | 23                | 14           | 104          | 44              | 92           | 20             | 39           | 3,753          | 39            | 1,227          | 30           | 17           | 27           | 47           | 174           |
| 10 persons or more.....   | 10                | 19           | 97           | 31              | 137          | 30             | 26           | 4,341          | 32            | 1,229          | 45           | 9            | 35           | 42           | 244           |
| Median number of persons.....   | 3.3               | 3.2          | 3.1          | 3.2             | 3.3          | 3.4            | 3.0          | 3.1            | 3.5           | 3.1            | 3.6          | 3.3          | 3.1          | 3.1          | 2.9           |
| <b>Owner-occupied dwelling units.....</b>                                       | <b>2,895</b>      | <b>2,663</b> | <b>8,380</b> | <b>3,959</b>    | <b>5,652</b> | <b>1,991</b>   | <b>3,340</b> | <b>328,035</b> | <b>2,393</b>  | <b>80,951</b>  | <b>2,036</b> | <b>1,628</b> | <b>4,154</b> | <b>3,696</b> | <b>18,677</b> |
| 1 person.....   | 118               | 195          | 464          | 156             | 266          | 89             | 274          | 16,466         | 108           | 4,459          | 121          | 122          | 225          | 241          | 1,239         |
| 2 persons.....  | 636               | 636          | 2,034        | 893             | 1,142        | 417            | 910          | 73,253         | 458           | 17,624         | 379          | 370          | 1,045        | 905          | 4,894         |
| 3 persons.....  | 698               | 624          | 1,903        | 955             | 1,184        | 441            | 811          | 78,710         | 528           | 18,099         | 434          | 398          | 999          | 922          | 4,442         |
| 4 persons.....  | 684               | 609          | 1,800        | 941             | 1,162        | 445            | 596          | 74,853         | 516           | 17,376         | 408          | 336          | 941          | 720          | 3,599         |
| 5 persons.....  | 403               | 316          | 1,040        | 545             | 805          | 288            | 365          | 43,601         | 344           | 11,534         | 318          | 245          | 459          | 443          | 2,233         |
| 6 persons.....  | 194               | 159          | 586          | 270             | 501          | 154            | 198          | 21,905         | 202           | 6,081          | 182          | 90           | 260          | 237          | 1,143         |
| 7 persons.....  | 90                | 80           | 267          | 105             | 265          | 85             | 87           | 9,953          | 119           | 3,006          | 101          | 39           | 131          | 115          | 567           |
| 8 persons.....  | 45                | 29           | 136          | 50              | 149          | 42             | 52           | 4,723          | 60            | 1,431          | 46           | 17           | 54           | 37           | 267           |
| 9 persons.....  | 17                | 7            | 72           | 28              | 75           | 13             | 30           | 2,243          | 31            | 705            | 22           | 7            | 15           | 30           | 119           |
| 10 persons or more.....   | 10                | 8            | 78           | 16              | 103          | 17             | 17           | 2,328          | 27            | 636            | 25           | 4            | 25           | 26           | 174           |
| Median number of persons.....   | 3.5               | 3.3          | 3.4          | 3.5             | 3.7          | 3.6            | 3.1          | 3.4            | 3.7           | 3.5            | 3.7          | 3.3          | 3.3          | 3.3          | 3.2           |
| <b>Renter-occupied dwelling units.....</b>                                      | <b>1,740</b>      | <b>3,281</b> | <b>5,713</b> | <b>3,348</b>    | <b>3,431</b> | <b>1,988</b>   | <b>2,474</b> | <b>256,663</b> | <b>1,012</b>  | <b>109,941</b> | <b>1,825</b> | <b>2,101</b> | <b>2,435</b> | <b>3,003</b> | <b>13,627</b> |
| 1 person.....   | 95                | 723          | 351          | 354             | 354          | 114            | 296          | 41,224         | 103           | 13,386         | 89           | 145          | 268          | 306          | 2,046         |
| 2 persons.....  | 472               | 801          | 1,778        | 1,024           | 1,092        | 443            | 725          | 81,598         | 293           | 33,279         | 374          | 469          | 852          | 842          | 4,818         |
| 3 persons.....  | 494               | 925          | 1,494        | 867             | 832          | 462            | 632          | 54,993         | 250           | 26,219         | 471          | 565          | 589          | 742          | 3,193         |
| 4 persons.....  | 380               | 702          | 934          | 597             | 552          | 416            | 456          | 36,844         | 177           | 18,846         | 422          | 471          | 388          | 549          | 1,758         |
| 5 persons.....  | 160               | 357          | 432          | 278             | 288          | 221            | 203          | 19,850         | 91            | 9,573          | 226          | 238          | 170          | 297          | 883           |
| 6 persons.....  | 84                | 129          | 175          | 139             | 133          | 131            | 76           | 10,309         | 49            | 4,402          | 113          | 143          | 78           | 128          | 457           |
| 7 persons.....  | 40                | 57           | 93           | 42              | 89           | 54             | 50           | 5,391          | 19            | 2,109          | 72           | 42           | 45           | 73           | 233           |
| 8 persons.....  | 6                 | 7            | 32           | 19              | 40           | 25             | 18           | 2,931          | 17            | 1,012          | 26           | 13           | 23           | 33           | 114           |
| 9 persons.....  | ...               | ...          | ...          | ...             | ...          | ...            | ...          | 1,530          | 8             | 522            | 12           | 10           | 12           | 17           | 55            |
| 10 persons or more.....   | ...               | ...          | ...          | ...             | ...          | ...            | ...          | 1,993          | 5             | 593            | 20           | 5            | 10           | 16           | 70            |
| Median number of persons.....   | 3.1               | 3.1          | 2.7          | 2.8             | 2.8          | 3.3            | 2.8          | 2.6            | 2.9           | 2.8            | 3.5          | 3.3          | 2.7          | 3.0          | 2.5           |
| <b>PERSONS PER ROOM</b>   |                   |              |              |                 |              |                |              |                |               |                |              |              |              |              |               |
| All occupied dwelling units.....  | 4,635             | 5,944        | 14,093       | 7,307           | 9,083        | 3,979          | 5,814        | 584,698        | 3,405         | 190,892        | 3,861        | 3,729        | 6,589        | 6,699        | 32,304        |
| 0.75 or less.....   | 2,473             | 3,875        | 8,873        | 4,263           | 5,962        | 1,904          | 4,299        | 385,744        | 2,386         | 102,004        | 2,446        | 2,555        | 4,872        | 5,026        | 23,929        |
| 0.76 to 1.00.....   | 1,460             |              |              |                 |              |                |              |                |               |                |              |              |              |              |               |

Table 19.—DWELLING UNITS BY NUMBER OF ROOMS, NUMBER OF PERSONS, AND PERSONS PER ROOM, FOR STANDARD METROPOLITAN AREAS AND CONSTITUENT COUNTIES, URBANIZED AREAS, AND URBAN PLACES OF 10,000 OR MORE: 1950—Con.

| Subject  | Urban places—Con. |          |        |            |               |          |         |            |         |              |           |
|--|-------------------|----------|--------|------------|---------------|----------|---------|------------|---------|--------------|-----------|
|  | Scranton          | Shamokin | Sharon | Shenandoah | State College | Steelton | Sunbury | Swislevale | Tamaqua | Turtle Creek | Uniontown |
| <b>NUMBER OF ROOMS</b>   |                   |          |        |            |               |          |         |            |         |              |           |
| All dwelling units.....  | 36,997            | 5,088    | 7,666  | 4,521      | 3,105         | 3,303    | 4,981   | 4,644      | 3,244   | 3,492        | 6,179     |
| 1 room.....  | 250               | 26       | 68     | 14         | 65            | 19       | 61      | 32         | 12      | 25           | 126       |
| 2 rooms.....   | 569               | 125      | 287    | 100        | 376           | 75       | 120     | 219        | 44      | 133          | 356       |
| 3 rooms.....   | 3,549             | 296      | 952    | 277        | 551           | 232      | 355     | 685        | 156     | 635          | 863       |
| 4 rooms.....   | 7,555             | 376      | 1,010  | 682        | 461           | 300      | 581     | 813        | 419     | 1,002        | 1,243     |
| 5 rooms.....   | 7,034             | 756      | 1,653  | 835        | 299           | 495      | 612     | 1,030      | 462     | 764          | 1,004     |
| 6 rooms.....   | 10,592            | 1,508    | 2,426  | 1,379      | 537           | 974      | 2,023   | 1,220      | 1,071   | 616          | 1,350     |
| 7 rooms.....   | 2,827             | 858      | 661    | 543        | 344           | 494      | 562     | 302        | 477     | 144          | 481       |
| 8 rooms.....   | 2,342             | 577      | 317    | 305        | 206           | 433      | 386     | 177        | 327     | 84           | 447       |
| 9 rooms or more.....   | 1,809             | 499      | 213    | 321        | 226           | 259      | 223     | 113        | 234     | 57           | 230       |
| Not reported.....  | 470               | 67       | 79     | 65         | 40            | 22       | 58      | 53         | 42      | 32           | 79        |
| Owner-occupied dwelling units.....                                       | 16,505            | 3,003    | 5,170  | 2,039      | 1,248         | 1,952    | 2,220   | 2,561      | 1,906   | 1,354        | 2,861     |
| 1 room.....  | 31                | 5        | 11     | 6          | 10            | 5        | 4       | 3          | 7       | 5            | 12        |
| 2 rooms.....   | 53                | 11       | 25     | 8          | 35            | 12       | 5       | 22         | 6       | 18           | 16        |
| 3 rooms.....   | 527               | 31       | 219    | 8          | 29            | 31       | 51      | 148        | 33      | 99           | 114       |
| 4 rooms.....   | 1,821             | 101      | 526    | 77         | 58            | 74       | 137     | 265        | 132     | 224          | 385       |
| 5 rooms.....   | 2,591             | 368      | 1,198  | 278        | 126           | 225      | 214     | 559        | 183     | 324          | 481       |
| 6 rooms.....   | 5,936             | 1,022    | 2,105  | 766        | 337           | 667      | 987     | 1,024      | 733     | 464          | 936       |
| 7 rooms.....   | 2,064             | 602      | 588    | 402        | 285           | 382      | 344     | 258        | 366     | 108          | 343       |
| 8 rooms.....   | 1,855             | 443      | 260    | 229        | 170           | 333      | 275     | 159        | 249     | 57           | 360       |
| 9 rooms or more.....   | 1,442             | 389      | 195    | 253        | 179           | 212      | 177     | 97         | 177     | 42           | 187       |
| Not reported.....  | 185               | 31       | 43     | 12         | 19            | 11       | 26      | 26         | 20      | 13           | 27        |
| Renter-occupied dwelling units.....                                      | 19,920            | 1,993    | 2,431  | 2,399      | 1,824         | 1,305    | 2,693   | 2,058      | 1,318   | 2,099        | 3,203     |
| 1 room.....  | 217               | 21       | 57     | 7          | 54            | 14       | 55      | 29         | 5       | 20           | 113       |
| 2 rooms.....   | 503               | 113      | 257    | 90         | 337           | 60       | 113     | 194        | 38      | 110          | 330       |
| 3 rooms.....   | 2,950             | 261      | 722    | 267        | 519           | 193      | 299     | 535        | 122     | 526          | 732       |
| 4 rooms.....   | 5,607             | 266      | 468    | 526        | 398           | 217      | 436     | 544        | 286     | 575          | 840       |
| 5 rooms.....   | 4,347             | 367      | 450    | 547        | 165           | 265      | 393     | 468        | 278     | 430          | 509       |
| 6 rooms.....   | 4,551             | 470      | 309    | 597        | 197           | 301      | 1,017   | 189        | 334     | 148          | 398       |
| 7 rooms.....   | 738               | 246      | 73     | 133        | 56            | 107      | 209     | 42         | 111     | 35           | 135       |
| 8 rooms.....   | 464               | 129      | 55     | 73         | 34            | 98       | 109     | 17         | 77      | 25           | 85        |
| 9 rooms or more.....   | 345               | 100      | 18     | 66         | 44            | 46       | 45      | 14         | 56      | 15           | 41        |
| Not reported.....  | 197               | 20       | 22     | 24         | 20            | 4        | 17      | 26         | 11      | 15           | 20        |
| Vacant nonseasonal not dilapidated dwelling units, for rent or sale..... | 208               | 33       | 36     | 18         | 22            | 24       | 14      | 10         | 8       | 23           | 35        |
| 1 or 2 rooms.....  | 6                 | 1        | 4      | 1          | 5             | 2        | ...     | 3          | ...     | 4            | 4         |
| 3 rooms.....   | 33                | 2        | 10     | ...        | 2             | 8        | 2       | 1          | ...     | 8            | 10        |
| 4 rooms.....   | 56                | 1        | 14     | 1          | 3             | 4        | 1       | 1          | 1       | 2            | 9         |
| 5 rooms.....   | 28                | 7        | 2      | 2          | 5             | 3        | ...     | 1          | 1       | 5            | 6         |
| 6 rooms.....   | 38                | 6        | 4      | 5          | 2             | 1        | 7       | 3          | 1       | 1            | 3         |
| 7 rooms or more.....   | 23                | 10       | 1      | 3          | 5             | 3        | 1       | 1          | 2       | 1            | 3         |
| Not reported.....  | 24                | 6        | 1      | 6          | ...           | 3        | 3       | ...        | 3       | 2            | ...       |
| All other dwelling units.....  | 364               | 59       | 29     | 65         | 11            | 22       | 54      | 15         | 12      | 16           | 80        |
| <b>NUMBER OF PERSONS</b>   |                   |          |        |            |               |          |         |            |         |              |           |
| All occupied dwelling units.....   | 36,425            | 4,996    | 7,601  | 4,438      | 3,072         | 3,257    | 4,913   | 4,619      | 3,224   | 3,453        | 6,064     |
| 1 person.....  | 3,233             | 455      | 474    | 339        | 235           | 221      | 532     | 197        | 214     | 216          | 596       |
| 2 persons.....   | 9,540             | 1,363    | 2,000  | 990        | 940           | 739      | 1,572   | 1,157      | 876     | 723          | 1,728     |
| 3 persons.....   | 8,884             | 1,225    | 1,909  | 1,117      | 766           | 732      | 1,140   | 1,202      | 823     | 928          | 1,451     |
| 4 persons.....   | 7,083             | 918      | 1,580  | 920        | 546           | 610      | 869     | 992        | 632     | 797          | 1,123     |
| 5 persons.....   | 4,061             | 505      | 895    | 570        | 336           | 413      | 415     | 590        | 370     | 436          | 613       |
| 6 persons.....   | 2,000             | 292      | 414    | 274        | 141           | 237      | 214     | 261        | 180     | 186          | 297       |
| 7 persons.....   | 895               | 143      | 158    | 139        | 65            | 129      | 82      | 117        | 65      | 97           | 131       |
| 8 persons.....   | 391               | 51       | 87     | 48         | 22            | 71       | 44      | 61         | 38      | 36           | 56        |
| 9 persons.....   | 191               | 23       | 44     | 26         | 10            | 53       | 22      | 24         | 14      | 17           | 44        |
| 10 persons or more.....  | 147               | 21       | 40     | 15         | 11            | 52       | 23      | 18         | 12      | 17           | 25        |
| Median number of persons.....  | 3.1               | 3.1      | 3.2    | 3.3        | 3.0           | 3.4      | 2.8     | 3.3        | 3.1     | 3.3          | 3.0       |
| Owner-occupied dwelling units.....                                       | 16,505            | 3,003    | 5,170  | 2,039      | 1,248         | 1,952    | 2,220   | 2,561      | 1,906   | 1,354        | 2,861     |
| 1 person.....  | 1,228             | 220      | 265    | 115        | 47            | 102      | 207     | 80         | 114     | 91           | 303       |
| 2 persons.....   | 4,020             | 759      | 1,177  | 422        | 272           | 416      | 718     | 554        | 491     | 291          | 733       |
| 3 persons.....   | 3,842             | 742      | 1,245  | 500        | 261           | 403      | 491     | 592        | 463     | 340          | 647       |
| 4 persons.....   | 3,303             | 577      | 1,170  | 425        | 275           | 383      | 410     | 588        | 384     | 305          | 587       |
| 5 persons.....   | 2,063             | 323      | 714    | 309        | 218           | 263      | 213     | 403        | 247     | 178          | 358       |
| 6 persons.....   | 1,131             | 213      | 334    | 138        | 105           | 178      | 103     | 181        | 112     | 80           | 183       |
| 7 persons.....   | 505               | 103      | 131    | 83         | 42            | 88       | 38      | 88         | 51      | 40           | 79        |
| 8 persons.....   | 229               | 35       | 75     | 26         | 16            | 45       | 23      | 42         | 30      | 13           | 33        |
| 9 persons.....   | 102               | 15       | 33     | 15         | 4             | 37       | 7       | 19         | 9       | 4            | 24        |
| 10 persons or more.....  | 82                | 16       | 26     | 6          | 8             | 37       | 10      | 14         | 5       | 12           | 14        |
| Median number of persons.....  | 3.3               | 3.2      | 3.4    | 3.5        | 3.7           | 3.6      | 2.9     | 3.6        | 3.3     | 3.4          | 3.3       |
| Renter-occupied dwelling units.....                                      | 19,920            | 1,993    | 2,431  | 2,399      | 1,824         | 1,305    | 2,693   | 2,058      | 1,318   | 2,099        | 3,203     |
| 1 person.....  | 2,005             | 235      | 209    | 224        | 188           | 119      | 325     | 117        | 100     | 125          | 393       |
| 2 persons.....   | 5,520             | 604      | 823    | 568        | 668           | 323      | 854     | 603        | 385     | 432          | 995       |
| 3 persons.....   | 5,042             | 483      | 664    | 617        | 505           | 329      | 649     | 610        | 360     | 588          | 804       |
| 4 persons.....   | 3,780             | 341      | 410    | 495        | 271           | 227      | 459     | 404        | 248     | 492          | 536       |
| 5 persons.....   | 1,998             | 182      | 261    | 118        | 150           | 202      | 202     | 187        | 123     | 258          | 255       |
| 6 persons.....   | 869               | 79       | 80     | 136        | 36            | 59       | 111     | 80         | 68      | 106          | 114       |
| 7 persons.....   | 390               | 27       | 56     | 23         | 23            | 41       | 44      | 29         | 14      | 57           | 52        |
| 8 persons.....   | 162               | 16       | 12     | 22         | 6             | 26       | 21      | 19         | 8       | 23           | 23        |
| 9 persons.....   | 89                | 8        | 11     | 11         | 6             | 16       | 15      | 5          | 5       | 13           | 20        |
| 10 persons or more.....  | 65                | 5        | 14     | 9          | 3             | 15       | 13      | 4          | 7       | 5            | 11        |
| Median number of persons.....  | 3.0               | 2.8      | 2.8    | 3.2        | 2.6           | 3.1      | 2.8     | 3.0        | 3.0     | 3.3          | 2.8       |
| <b>PERSONS PER ROOM</b>  |                   |          |        |            |               |          |         |            |         |              |           |
| All occupied dwelling units.....   | 36,425            | 4,996    | 7,601  | 4,438      | 3,072         | 3,257    | 4,913   | 4,619      | 3,224   | 3,453        | 6,064     |
| 0.75 or less.....  | 25,452            | 3,854    | 4,931  | 3,110      | 1,957         | 2,256    | 3,856   | 2,705      | 2,460   | 1,833        | 4,026     |
| 0.76 to 1.00.....  | 7,833             | 832      | 1,927  | 952        | 718           | 681      | 746     | 1,325      | 558     | 1,056        | 1,348     |
| 1.01 to 1.50.....  | 2,299             | 208      | 528    | 280        | 284           | 239      | 187     | 434        | 146     | 447          | 472       |
| 1.51 or more.....  | 459               | 51       | 150    | 60         | 74            | 66       | 81      | 103        | 29      | 89           | 171       |
| Not reported.....  | 382               | 51       | 65     | 36         | 39            | 15       | 43      | 52         | 31      | 28           | 47        |

Table 19.—DWELLING UNITS BY NUMBER OF ROOMS, NUMBER OF PERSONS, AND PERSONS PER ROOM, FOR STANDARD METROPOLITAN AREAS AND CONSTITUENT COUNTIES, URBANIZED AREAS, AND URBAN PLACES OF 10,000 OR MORE: 1950—Con.

| Subject   | Urban places—Con. |            |            |              |                 |              |             |              |        |        |
|---|-------------------|------------|------------|--------------|-----------------|--------------|-------------|--------------|--------|--------|
|   | Warren            | Washington | Waynesboro | West Chester | West<br>Mifflin | Wilkes-Barre | Wilkinsburg | Williamsport | Yeadon | York   |
| <b>NUMBER OF ROOMS</b>  |                   |            |            |              |                 |              |             |              |        |        |
| All dwelling units.....   | 4,857             | 7,752      | 3,340      | 3,941        | 4,849           | 21,342       | 10,033      | 13,975       | 3,098  | 18,727 |
| 1 room.....   | 30                | 125        | 25         | 33           | 20              | 153          | 82          | 174          | 4      | 230    |
| 2 rooms.....  | 90                | 488        | 79         | 200          | 178             | 516          | 531         | 341          | 11     | 986    |
| 3 rooms.....  | 406               | 1,261      | 330        | 481          | 460             | 1,998        | 1,630       | 689          | 204    | 2,622  |
| 4 rooms.....  | 629               | 1,615      | 545        | 454          | 1,252           | 3,047        | 1,885       | 1,893        | 57     | 2,922  |
| 5 rooms.....  | 860               | 1,666      | 577        | 496          | 1,338           | 3,041        | 1,910       | 2,187        | 121    | 2,851  |
| 6 rooms.....  | 1,302             | 1,376      | 1,048      | 760          | 1,178           | 7,877        | 2,429       | 5,280        | 1,179  | 3,924  |
| 7 rooms.....  | 717               | 611        | 301        | 468          | 367             | 1,822        | 688         | 2,139        | 730    | 1,408  |
| 8 rooms.....  | 441               | 292        | 219        | 414          | 14              | 1,195        | 387         | 614          | 440    | 2,450  |
| 9 rooms or more.....  | 300               | 215        | 150        | 584          | 7               | 1,324        | 390         | 529          | 273    | 1,137  |
| Not reported.....   | 82                | 103        | 66         | 51           | 35              | 369          | 101         | 129          | 79     | 197    |
| Owner-occupied dwelling units.....  | 2,856             | 3,476      | 1,738      | 1,982        | 3,101           | 9,824        | 4,599       | 6,534        | 2,639  | 9,556  |
| 1 room.....   | 3                 | 7          | 6          | 1            | 4               | 22           | 17          | 16           | 2      | 15     |
| 2 rooms.....  | 10                | 36         | 7          | 10           | 13              | 40           | 33          | 40           | 2      | 71     |
| 3 rooms.....  | 63                | 221        | 58         | 35           | 49              | 273          | 224         | 190          | 4      | 382    |
| 4 rooms.....  | 172               | 501        | 182        | 101          | 590             | 667          | 478         | 497          | 23     | 873    |
| 5 rooms.....  | 426               | 853        | 274        | 187          | 991             | 1,050        | 833         | 837          | 94     | 1,481  |
| 6 rooms.....  | 944               | 946        | 633        | 463          | 1,068           | 4,573        | 1,764       | 2,888        | 1,110  | 2,814  |
| 7 rooms.....  | 563               | 460        | 244        | 360          | 352             | 1,244        | 526         | 949          | 680    | 1,047  |
| 8 rooms.....  | 369               | 232        | 183        | 306          | 7               | 839          | 325         | 570          | 422    | 1,855  |
| 9 rooms or more.....  | 269               | 172        | 126        | 506          | 5               | 977          | 329         | 500          | 254    | 931    |
| Not reported.....   | 37                | 48         | 25         | 13           | 22              | 139          | 50          | 47           | 48     | 87     |
| Renter-occupied dwelling units.....   | 1,897             | 4,151      | 1,543      | 1,867        | 1,601           | 11,232       | 5,306       | 7,216        | 418    | 8,817  |
| 1 room.....   | 24                | 116        | 19         | 32           | 16              | 130          | 63          | 152          | 1      | 207    |
| 2 rooms.....  | 72                | 437        | 71         | 185          | 163             | 470          | 490         | 280          | 9      | 886    |
| 3 rooms.....  | 330               | 1,012      | 261        | 432          | 399             | 1,694        | 1,381       | 459          | 198    | 2,163  |
| 4 rooms.....  | 435               | 1,086      | 352        | 347          | 640             | 2,341        | 1,379       | 1,371        | 34     | 2,006  |
| 5 rooms.....  | 425               | 798        | 299        | 303          | 274             | 1,959        | 1,041       | 1,318        | 27     | 1,332  |
| 6 rooms.....  | 346               | 414        | 406        | 283          | 78              | 3,241        | 638         | 2,353        | 59     | 1,062  |
| 7 rooms.....  | 145               | 149        | 56         | 106          | 14              | 568          | 159         | 1,177        | 41     | 344    |
| 8 rooms.....  | 68                | 58         | 35         | 97           | 5               | 354          | 54          | 36           | 16     | 558    |
| 9 rooms or more.....  | 27                | 41         | 22         | 70           | 2               | 332          | 57          | 23           | 15     | 186    |
| Not reported.....   | 25                | 40         | 22         | 12           | 10              | 143          | 44          | 47           | 18     | 73     |
| Vacant nonseasonal not dilapidated<br>dwelling units, for rent or sale..... | 46                | 72         | 19         | 45           | 58              | 122          | 59          | 110          | 15     | 190    |
| 1 or 2 rooms.....   | 10                | 11         | 1          | 4            | 1               | 5            | 3           | 14           | 1      | 29     |
| 3 rooms.....  | 11                | 15         | 4          | 8            | 5               | 19           | 11          | 30           | 2      | 36     |
| 4 rooms.....  | 13                | 21         | 2          | 2            | 6               | 22           | 16          | 18           | ...    | 26     |
| 5 rooms.....  | 2                 | 9          | 1          | 4            | 25              | 15           | 8           | 9            | ...    | 23     |
| 6 rooms.....  | 1                 | 8          | 4          | 8            | 19              | 20           | 14          | 21           | 3      | 28     |
| 7 rooms or more.....  | 7                 | 4          | ...        | 6            | ...             | 12           | 5           | 10           | 3      | 34     |
| Not reported.....   | 2                 | 4          | 7          | 13           | 2               | 29           | 2           | 8            | 6      | 14     |
| All other dwelling units.....   | 58                | 53         | 40         | 47           | 89              | 164          | 69          | 115          | 26     | 164    |
| <b>NUMBER OF PERSONS</b>  |                   |            |            |              |                 |              |             |              |        |        |
| All occupied dwelling units.....  | 4,753             | 7,627      | 3,281      | 3,849        | 4,702           | 21,056       | 9,905       | 13,750       | 3,057  | 18,373 |
| 1 person.....   | 526               | 668        | 329        | 440          | 128             | 1,660        | 821         | 1,532        | 97     | 1,975  |
| 2 persons.....  | 1,503             | 2,146      | 1,039      | 1,110        | 909             | 5,002        | 3,155       | 4,193        | 720    | 5,820  |
| 3 persons.....  | 1,126             | 1,863      | 834        | 832          | 1,208           | 4,906        | 3,246       | 3,246        | 802    | 4,357  |
| 4 persons.....  | 854               | 1,415      | 569        | 668          | 1,194           | 4,249        | 1,803       | 2,356        | 723    | 3,005  |
| 5 persons.....  | 450               | 853        | 271        | 373          | 635             | 2,601        | 849         | 1,241        | 409    | 1,592  |
| 6 persons.....  | 169               | 376        | 119        | 208          | 321             | 1,359        | 386         | 608          | 157    | 802    |
| 7 persons.....  | 77                | 153        | 66         | 88           | 159             | 659          | 146         | 314          | 81     | 387    |
| 8 persons.....  | 31                | 85         | 26         | 66           | 72              | 286          | 55          | 129          | 25     | 211    |
| 9 persons.....  | 9                 | 27         | 15         | 27           | 39              | 171          | 31          | 68           | 10     | 100    |
| 10 persons or more.....   | 8                 | 41         | 13         | 37           | 37              | 163          | 15          | 63           | 3      | 124    |
| Median number of persons.....   | 2.8               | 3.0        | 2.8        | 3.0          | 3.6             | 3.3          | 2.9         | 2.9          | 3.4    | 2.8    |
| Owner-occupied dwelling units.....  | 2,856             | 3,476      | 1,738      | 1,982        | 3,101           | 9,824        | 4,599       | 6,534        | 2,639  | 9,556  |
| 1 person.....   | 273               | 237        | 151        | 166          | 83              | 659          | 245         | 546          | 73     | 796    |
| 2 persons.....  | 863               | 897        | 582        | 493          | 586             | 2,140        | 1,253       | 1,923        | 567    | 2,809  |
| 3 persons.....  | 640               | 793        | 390        | 444          | 799             | 2,127        | 1,194       | 1,519        | 679    | 2,234  |
| 4 persons.....  | 570               | 699        | 317        | 387          | 802             | 2,045        | 982         | 1,205        | 667    | 1,794  |
| 5 persons.....  | 303               | 463        | 149        | 239          | 425             | 1,372        | 506         | 669          | 384    | 976    |
| 6 persons.....  | 121               | 213        | 75         | 131          | 217             | 778          | 244         | 342          | 151    | 473    |
| 7 persons.....  | 54                | 88         | 45         | 50           | 106             | 373          | 108         | 170          | 74     | 231    |
| 8 persons.....  | 21                | 47         | 16         | 40           | 42              | 156          | 37          | 80           | 22     | 123    |
| 9 persons.....  | 6                 | 14         | 6          | 17           | 19              | 88           | 22          | 41           | 10     | 48     |
| 10 persons or more.....   | 5                 | 25         | 7          | 15           | 22              | 86           | 8           | 39           | 12     | 72     |
| Median number of persons.....   | 3.0               | 3.3        | 2.8        | 3.2          | 3.6             | 3.5          | 3.2         | 3.0          | 3.5    | 3.0    |
| Renter-occupied dwelling units.....   | 1,897             | 4,151      | 1,543      | 1,867        | 1,601           | 11,232       | 5,306       | 7,216        | 418    | 8,817  |
| 1 person.....   | 253               | 431        | 178        | 274          | 45              | 1,001        | 576         | 986          | 24     | 1,179  |
| 2 persons.....  | 640               | 1,249      | 457        | 617          | 323             | 2,862        | 1,902       | 2,270        | 162    | 3,011  |
| 3 persons.....  | 486               | 1,070      | 444        | 388          | 409             | 2,779        | 1,450       | 1,727        | 123    | 2,123  |
| 4 persons.....  | 284               | 716        | 252        | 281          | 392             | 2,204        | 821         | 1,151        | 66     | 1,211  |
| 5 persons.....  | 147               | 390        | 122        | 134          | 210             | 1,229        | 343         | 572          | 25     | 616    |
| 6 persons.....  | 48                | 163        | 44         | 77           | 104             | 581          | 142         | 266          | 6      | 329    |
| 7 persons.....  | 23                | 65         | 21         | 38           | 53              | 286          | 38          | 144          | 7      | 156    |
| 8 persons.....  | 10                | 38         | 10         | 26           | 30              | 130          | 18          | 49           | 3      | 88     |
| 9 persons.....  | 3                 | 13         | 9          | 10           | 20              | 83           | 9           | 27           | ...    | 52     |
| 10 persons or more.....   | 3                 | 16         | 6          | 22           | 15              | 77           | 7           | 24           | 2      | 52     |
| Median number of persons.....   | 2.6               | 2.9        | 2.8        | 2.6          | 3.6             | 3.1          | 2.6         | 2.7          | 2.7    | 2.6    |
| <b>PERSONS PER ROOM</b>   |                   |            |            |              |                 |              |             |              |        |        |
| All occupied dwelling units.....  | 4,753             | 7,627      | 3,281      | 3,849        | 4,702           | 21,056       | 9,905       | 13,750       | 3,057  | 18,373 |
| 0.75 or less.....   | 3,783             | 4,646      | 2,473      | 2,900        | 2,233           | 14,171       | 6,947       | 10,138       | 2,476  | 13,386 |
| 0.76 to 1.00.....   | 749               | 1,978      | 539        | 661          | 1,540           | 4,713        | 2,168       | 2,535        | 441    | 3,443  |
| 1.01 to 1.50.....   | 133               | 677        | 173        | 201          | 690             | 1,551        | 728         | 728          | 66     | 1,021  |
| 1.51 or more.....   | 26                | 238        | 49         | 62           | 207             | 339          | 130         | 255          | 8      | 363    |
| Not reported.....   | 62                | 88         | 47         | 25           | 32              | 282          | 94          | 94           | 66     | 160    |

Table 20.—YEAR BUILT AND EQUIPMENT, FOR STANDARD METROPOLITAN AREAS AND CONSTITUENT COUNTIES, URBANIZED AREAS, AND URBAN PLACES OF 10,000 OR MORE: 1950

[Asterisk (\*) denotes statistics based on 20-percent sample. Percent not shown where less than 0.1]

| Subject                                    | Standard metropolitan areas |               |                     |                     |                      |                  |            |                    |                |           |                |                  | Lancaster County |
|--|-----------------------------|---------------|---------------------|---------------------|----------------------|------------------|------------|--------------------|----------------|-----------|----------------|------------------|------------------|
|  | Allentown-Bethlehem-Easton  |               |                     |                     | Altoona Blair County | Erie Erie County | Harrisburg |                    |                | Johnstown |                |                  |                  |
|  | The area                    | Lehigh County | Nor-thampton County | Warren County, N.J. |                      |                  | The area   | Cumber-land County | Dauphin County | The area  | Cambria County | Som-erset County |                  |
| All dwelling units.....                    | 127,182                     | 56,898        | 52,645              | 17,639              | 40,941               | 64,813           | 87,356     | 28,441             | 58,915         | 78,749    | 55,431         | 23,318           | 67,376           |
| <b>*YEAR BUILT</b>                         |                             |               |                     |                     |                      |                  |            |                    |                |           |                |                  |                  |
| Number reporting.....                      | 124,675                     | 55,960        | 51,900              | 16,815              | 40,035               | 62,925           | 85,845     | 27,915             | 57,930         | 74,320    | 52,185         | 22,135           | 66,115           |
| 1945 or later.....                         | 8,545                       | 4,170         | 3,325               | 1,050               | 1,970                | 6,515            | 8,430      | 3,630              | 4,780          | 5,310     | 3,525          | 1,785            | 5,510            |
| 1940 to 1944.....                          | 5,335                       | 2,285         | 2,430               | 620                 | 615                  | 3,580            | 4,535      | 1,460              | 3,075          | 2,590     | 2,015          | 575              | 2,015            |
| 1930 to 1939.....                          | 6,610                       | 2,865         | 2,535               | 1,210               | 2,050                | 4,835            | 6,515      | 2,460              | 4,055          | 5,415     | 3,465          | 1,950            | 4,955            |
| 1920 to 1929.....                          | 18,950                      | 9,540         | 7,195               | 2,215               | 7,165                | 9,815            | 11,770     | 3,535              | 8,235          | 11,215    | 8,305          | 2,910            | 7,735            |
| 1919 or earlier.....                       | 85,235                      | 37,100        | 36,415              | 11,720              | 28,235               | 38,180           | 54,615     | 16,830             | 37,785         | 49,790    | 34,875         | 14,915           | 45,900           |
| <b>*ELECTRIC LIGHTING</b>                  |                             |               |                     |                     |                      |                  |            |                    |                |           |                |                  |                  |
| Number reporting.....                      | 125,230                     | 56,315        | 51,930              | 16,985              | 40,295               | 64,075           | 85,835     | 27,920             | 57,915         | 77,165    | 54,145         | 23,020           | 66,345           |
| With electric lights.....                  | 123,940                     | 55,810        | 51,490              | 16,640              | 39,600               | 63,625           | 84,760     | 27,400             | 57,360         | 74,710    | 53,190         | 21,520           | 63,830           |
| Percent with electric lights.....          | 99.0                        | 99.1          | 99.2                | 98.0                | 98.3                 | 99.3             | 98.7       | 98.1               | 99.0           | 96.8      | 96.2           | 93.5             | 96.2             |
| No electric lights.....                    | 1,290                       | 505           | 440                 | 345                 | 695                  | 450              | 1,075      | 520                | 555            | 2,455     | 955            | 1,500            | 2,515            |
| All occupied dwelling units.....           | 122,287                     | 55,343        | 51,010              | 15,934              | 39,558               | 61,880           | 83,970     | 26,934             | 57,036         | 76,209    | 54,164         | 22,045           | 65,128           |
| <b>*HEATING EQUIPMENT</b>                  |                             |               |                     |                     |                      |                  |            |                    |                |           |                |                  |                  |
| Number report'g heating equipment.....     | 121,740                     | 54,960        | 50,995              | 15,785              | 39,710               | 60,890           | 83,650     | 26,975             | 56,675         | 74,710    | 52,935         | 21,775           | 64,665           |
| Central heating.....                       | 95,355                      | 44,210        | 39,735              | 11,410              | 32,835               | 41,995           | 62,110     | 18,645             | 43,465         | 52,150    | 37,950         | 14,200           | 45,140           |
| Percent with central heating.....          | 78.3                        | 80.4          | 77.9                | 72.3                | 82.7                 | 69.0             | 74.2       | 69.1               | 76.7           | 69.8      | 71.7           | 65.2             | 69.8             |
| Piped steam or hot water.....              | 61,835                      | 31,125        | 23,520              | 7,190               | 12,450               | 8,005            | 36,375     | 10,090             | 26,285         | 32,800    | 25,375         | 7,425            | 26,340           |
| Warm air furnaces.....                     | 33,520                      | 13,085        | 16,215              | 4,220               | 20,385               | 33,990           | 25,735     | 8,555              | 17,180         | 19,350    | 12,575         | 6,775            | 18,800           |
| Noncentral heating.....                    | 25,615                      | 10,480        | 10,820              | 4,315               | 6,720                | 18,795           | 21,430     | 8,305              | 13,125         | 21,495    | 13,990         | 7,505            | 19,275           |
| Other means with flue.....                 | 21,720                      | 9,125         | 8,945               | 3,650               | 6,040                | 16,215           | 18,710     | 7,470              | 11,240         | 19,620    | 12,665         | 6,955            | 17,140           |
| Other means without flue.....              | 3,895                       | 1,355         | 1,875               | 665                 | 680                  | 2,580            | 2,720      | 835                | 1,885          | 1,875     | 1,325          | 550              | 2,135            |
| Not heated.....                            | 770                         | 270           | 440                 | 60                  | 155                  | 100              | 110        | 25                 | 85             | 1,065     | 995            | 70               | 250              |
| <b>*HEATING FUEL</b>                       |                             |               |                     |                     |                      |                  |            |                    |                |           |                |                  |                  |
| Number report'g heating equipment.....     | 121,740                     | 54,960        | 50,995              | 15,785              | 39,710               | 60,890           | 83,650     | 26,975             | 56,675         | 74,710    | 52,935         | 21,775           | 64,665           |
| Central heating.....                       | 95,355                      | 44,210        | 39,735              | 11,410              | 32,835               | 41,995           | 62,110     | 18,645             | 43,465         | 52,150    | 37,950         | 14,200           | 45,140           |
| Coal.....                                  | 66,420                      | 29,455        | 29,315              | 7,650               | 26,005               | 23,515           | 41,255     | 12,075             | 29,180         | 43,050    | 30,480         | 12,570           | 30,190           |
| Wood.....                                  | 320                         | 85            | 150                 | 85                  | 95                   | 385              | 210        | 100                | 110            | 115       | 80             | 35               | 210              |
| Bottled gas.....                           | 5,920                       | 3,295         | 2,390               | 235                 | 5,915                | 14,940           | 5,030      | 1,290              | 3,740          | 6,425     | 5,765          | 660              | 1,365            |
| Liquid fuel.....                           | 450                         | 90            | 130                 | 230                 | 90                   | 170              | 280        | 100                | 180            | 300       | 240            | 90               | 200              |
| Electricity.....                           | 19,345                      | 9,715         | 6,640               | 2,990               | 470                  | 1,920            | 13,305     | 4,805              | 8,500          | 740       | 395            | 345              | 12,140           |
| Other fuel.....                            | 2,390                       | 1,260         | 940                 | 190                 | 165                  | 775              | 1,660      | 175                | 1,485          | 1,185     | 835            | 350              | 800              |
| Not reported.....                          | 510                         | 310           | 170                 | 30                  | 95                   | 290              | 370        | 100                | 270            | 305       | 155            | 150              | 235              |
| Noncentral heating.....                    | 25,615                      | 10,480        | 10,820              | 4,315               | 6,720                | 18,795           | 21,430     | 8,305              | 13,125         | 21,495    | 13,990         | 7,505            | 19,275           |
| Coal.....                                  | 18,790                      | 8,115         | 7,965               | 2,670               | 4,345                | 6,705            | 13,575     | 4,070              | 9,505          | 18,830    | 11,935         | 6,895            | 13,005           |
| Wood.....                                  | 755                         | 205           | 260                 | 290                 | 355                  | 710              | 2,110      | 1,545              | 565            | 375       | 30             | 15               | 1,230            |
| Utility gas.....                           | 580                         | 305           | 245                 | 30                  | 1,290                | 305              | 710        | 175                | 395            | 1,455     | 1,405          | 50               | 245              |
| Bottled gas.....                           | 230                         | 65            | 100                 | 65                  | 20                   | 220              | 210        | 100                | 110            | 70        | 65             | 5                | 150              |
| Liquid fuel.....                           | 4,710                       | 1,625         | 1,900               | 1,185               | 605                  | 2,860            | 4,550      | 2,315              | 2,235          | 1,665     | 340            | 325              | 4,125            |
| Electricity.....                           | 105                         | 35            | 60                  | 10                  | 10                   | 85               | 50         | 15                 | 35             | 35        | 30             | 5                | 55               |
| Other fuel.....                            | 360                         | 105           | 220                 | 35                  | 70                   | 575              | 305        | 70                 | 235            | 150       | 125            | 25               | 370              |
| Not reported.....                          | 125                         | 25            | 70                  | 30                  | 25                   | 50               | 60         | 15                 | 45             | 115       | 60             | 55               | 95               |
| None.....                                  | 770                         | 270           | 440                 | 60                  | 155                  | 100              | 110        | 25                 | 85             | 1,065     | 995            | 70               | 250              |
| <b>*COOKING FUEL</b>                       |                             |               |                     |                     |                      |                  |            |                    |                |           |                |                  |                  |
| Number reporting.....                      | 120,900                     | 54,725        | 50,550              | 15,625              | 39,190               | 60,790           | 83,025     | 26,590             | 56,425         | 75,460    | 53,575         | 21,885           | 64,315           |
| Coal.....                                  | 18,170                      | 7,295         | 8,885               | 1,990               | 4,835                | 2,930            | 10,795     | 2,350              | 8,445          | 27,800    | 17,090         | 10,710           | 11,695           |
| Wood.....                                  | 1,190                       | 320           | 455                 | 415                 | 470                  | 930              | 2,740      | 1,890              | 850            | 305       | 80             | 225              | 2,095            |
| Utility gas.....                           | 63,865                      | 30,935        | 27,305              | 5,625               | 25,065               | 41,035           | 46,960     | 11,395             | 35,565         | 24,290    | 22,170         | 2,120            | 23,050           |
| Bottled gas.....                           | 10,495                      | 3,140         | 3,635               | 3,720               | 1,915                | 3,645            | 7,075      | 3,245              | 3,820          | 6,855     | 4,625          | 2,230            | 10,720           |
| Liquid fuel.....                           | 3,540                       | 950           | 1,590               | 1,000               | 1,165                | 1,835            | 3,235      | 1,975              | 1,260          | 3,285     | 1,760          | 1,525            | 3,015            |
| Electricity.....                           | 22,975                      | 11,795        | 8,375               | 2,805               | 5,460                | 9,665            | 11,610     | 5,510              | 6,100          | 11,980    | 7,320          | 4,660            | 13,250           |
| Other fuel.....                            | 445                         | 160           | 220                 | 65                  | 250                  | 630              | 295        | 165                | 130            | 825       | 430            | 395              | 260              |
| None.....                                  | 220                         | 130           | 85                  | 5                   | 30                   | 120              | 315        | 60                 | 255            | 120       | 100            | 20               | 230              |
| <b>*REFRIGERATION EQUIPMENT</b>            |                             |               |                     |                     |                      |                  |            |                    |                |           |                |                  |                  |
| Number reporting.....                      | 121,165                     | 54,955        | 50,440              | 15,770              | 38,185               | 61,475           | 82,715     | 26,575             | 56,140         | 75,825    | 53,785         | 22,040           | 64,345           |
| Mechanical.....                            | 109,105                     | 49,470        | 45,615              | 14,020              | 32,220               | 54,645           | 72,960     | 22,775             | 50,185         | 60,470    | 44,515         | 15,955           | 55,805           |
| Percent with mechanical refrigeration..... | 90.0                        | 90.0          | 90.4                | 88.9                | 84.4                 | 88.9             | 88.2       | 85.7               | 89.4           | 79.7      | 82.8           | 72.4             | 86.7             |
| Ice.....                                   | 7,990                       | 3,775         | 3,065               | 1,150               | 3,280                | 3,625            | 7,070      | 2,680              | 4,390          | 2,155     | 1,535          | 620              | 6,185            |
| Other or none.....                         | 4,070                       | 1,710         | 1,760               | 600                 | 2,685                | 3,205            | 2,685      | 1,120              | 1,565          | 13,200    | 7,735          | 5,465            | 2,355            |
| <b>*KITCHEN SINK</b>                       |                             |               |                     |                     |                      |                  |            |                    |                |           |                |                  |                  |
| Number reporting.....                      | 121,185                     | 54,915        | 50,590              | 15,680              | 39,240               | 61,060           | 83,230     | 26,680             | 56,550         | 74,445    | 52,585         | 21,860           | 64,380           |
| With kitchen sink.....                     | 115,260                     | 52,015        | 48,185              | 15,060              | 36,710               | 59,485           | 76,615     | 23,310             | 53,305         | 69,095    | 49,895         | 19,200           | 59,310           |
| Percent with kitchen sink.....             | 95.1                        | 94.7          | 95.2                | 96.0                | 93.6                 | 97.4             | 92.1       | 87.4               | 94.3           | 92.8      | 94.9           | 87.8             | 92.1             |
| <b>*RADIO</b>                              |                             |               |                     |                     |                      |                  |            |                    |                |           |                |                  |                  |
| Number reporting.....                      | 120,840                     | 54,580        | 50,490              | 15,770              | 39,055               | 61,305           | 82,780     | 26,535             | 56,245         | 75,310    | 53,380         | 21,930           | 64,345           |
| With radio.....                            | 119,055                     | 54,055        | 49,570              | 15,430              | 38,140               | 60,200           | 81,210     | 25,985             | 55,225         | 72,720    | 51,855         | 20,865           | 60,280           |
| Percent with radio.....                    | 98.5                        | 99.0          | 98.2                | 97.8                | 97.7                 | 98.2             | 98.1       | 97.9               | 98.2           | 96.6      | 97.1           | 95.1             | 93.7             |
| <b>*TELEVISION</b>                         |                             |               |                     |                     |                      |                  |            |                    |                |           |                |                  |                  |
| Number reporting.....                      | 120,650                     | 54,495        | 50,355              | 15,800              | 38,985               | 61,045           | 82,575     | 26,480             | 56,095         | 75,665    | 53,725         | 21,940           | 64,285           |
| With television.....                       | 18,760                      | 10,025        | 6,415               | 2,320               | 710                  | 12,505           | 3,055      | 910                | 2,145          | 4,860     | 3,755          | 1,105            | 12,405           |
| Percent with television.....               | 15.5                        | 18.4          | 12.7                | 14.7                | 1.8                  | 20.5             | 3.7        | 3.4                | 3.8            | 6.4       | 7.0            | 5.0              | 19.3             |

Table 20.—YEAR BUILT AND EQUIPMENT, FOR STANDARD METROPOLITAN AREAS AND CONSTITUENT COUNTIES, URBANIZED AREAS, AND URBAN PLACES OF 10,000 OR MORE: 1950—Con.

[Asterisk (\*) denotes statistics based on 20-percent sample. Percent not shown where less than 0.1]

| Subject                                    | Standard metropolitan areas—Con. |              |                |                      |                        |                          |                                  |                            |                                |            |                       |                  |                        |                          | Reading<br>Berks County |
|--|----------------------------------|--------------|----------------|----------------------|------------------------|--------------------------|----------------------------------|----------------------------|--------------------------------|------------|-----------------------|------------------|------------------------|--------------------------|-------------------------|
|  | Philadelphia                     |              |                |                      |                        |                          |                                  |                            |                                | Pittsburgh |                       |                  |                        |                          |                         |
|  | The area                         | Bucks County | Chester County | Del-<br>aware County | Mont-<br>gomery County | Phila-<br>delphia County | Bur-<br>lington County,<br>N. J. | Camden<br>County,<br>N. J. | Gloucester<br>County,<br>N. J. | The area   | Alle-<br>gheny County | Beaver<br>County | Wash-<br>ington County | West-<br>moreland County |                         |
| All dwelling units.....                    | 1,052,537                        | 44,331       | 42,143         | 116,935              | 96,598                 | 599,495                  | 36,113                           | 88,429                     | 28,493                         | 628,470    | 430,680               | 48,845           | 59,940                 | 89,005                   | 75,843                  |
| <b>*YEAR BUILT</b>                         |                                  |              |                |                      |                        |                          |                                  |                            |                                |            |                       |                  |                        |                          |                         |
| Number reporting.....                      | 1,015,540                        | 42,715       | 40,625         | 112,250              | 92,790                 | 578,710                  | 35,140                           | 86,330                     | 26,980                         | 613,990    | 419,165               | 47,990           | 59,130                 | 87,705                   | 74,160                  |
| 1945 or later.....                         | 76,485                           | 6,245        | 4,365          | 14,970               | 11,410                 | 22,785                   | 4,485                            | 8,775                      | 3,450                          | 50,430     | 32,625                | 4,510            | 4,335                  | 8,960                    | 4,740                   |
| 1940 to 1944.....                          | 59,240                           | 4,150        | 1,555          | 14,850               | 6,955                  | 22,970                   | 1,505                            | 6,220                      | 1,035                          | 38,640     | 27,695                | 4,945            | 2,150                  | 3,850                    | 1,855                   |
| 1930 to 1939.....                          | 66,700                           | 4,225        | 2,560          | 12,220               | 9,410                  | 26,625                   | 3,410                            | 5,810                      | 2,440                          | 51,705     | 34,665                | 5,020            | 4,930                  | 7,090                    | 5,145                   |
| 1920 to 1929.....                          | 193,670                          | 5,515        | 4,815          | 33,800               | 19,635                 | 94,665                   | 5,725                            | 22,470                     | 7,045                          | 110,440    | 75,255                | 10,625           | 9,895                  | 14,665                   | 11,690                  |
| 1919 or earlier.....                       | 619,445                          | 22,580       | 27,330         | 36,410               | 45,380                 | 411,665                  | 20,015                           | 43,055                     | 13,010                         | 362,775    | 248,925               | 22,890           | 37,820                 | 53,140                   | 50,730                  |
| <b>*ELECTRIC LIGHTING</b>                  |                                  |              |                |                      |                        |                          |                                  |                            |                                |            |                       |                  |                        |                          |                         |
| Number reporting.....                      | 1,032,180                        | 43,085       | 41,605         | 115,155              | 94,255                 | 586,865                  | 35,305                           | 87,890                     | 28,020                         | 620,310    | 424,650               | 48,395           | 59,325                 | 87,940                   | 75,160                  |
| With electric lights.....                  | 1,024,360                        | 42,540       | 40,680         | 114,620              | 93,780                 | 584,135                  | 34,225                           | 86,965                     | 27,415                         | 615,340    | 422,415               | 47,980           | 58,100                 | 86,845                   | 74,220                  |
| Percent with electric lights.....          | 99.2                             | 98.7         | 97.8           | 99.5                 | 99.5                   | 99.5                     | 96.9                             | 98.9                       | 97.8                           | 99.2       | 99.5                  | 99.1             | 97.9                   | 98.8                     | 98.7                    |
| No electric lights.....                    | 7,820                            | 545          | 925            | 535                  | 475                    | 2,730                    | 1,080                            | 925                        | 605                            | 4,970      | 2,235                 | 415              | 1,225                  | 1,095                    | 940                     |
| All occupied dwelling units.....           | 1,017,729                        | 40,714       | 40,386         | 114,002              | 93,971                 | 584,698                  | 32,913                           | 84,743                     | 26,302                         | 614,557    | 422,694               | 47,720           | 58,545                 | 85,598                   | 73,230                  |
| <b>*HEATING EQUIPMENT</b>                  |                                  |              |                |                      |                        |                          |                                  |                            |                                |            |                       |                  |                        |                          |                         |
| Number report'g heating equipment.....     | 1,002,375                        | 40,345       | 39,925         | 111,910              | 92,470                 | 573,615                  | 32,780                           | 84,860                     | 26,470                         | 606,555    | 415,770               | 47,130           | 58,085                 | 85,570                   | 72,645                  |
| Central heating.....                       | 903,840                          | 33,080       | 29,955         | 101,225              | 83,940                 | 530,075                  | 26,170                           | 78,000                     | 21,395                         | 444,995    | 302,720               | 38,140           | 38,400                 | 65,735                   | 58,315                  |
| Percent with central heating.....          | 90.2                             | 82.0         | 75.0           | 90.5                 | 90.8                   | 92.4                     | 79.8                             | 91.9                       | 80.8                           | 73.4       | 72.8                  | 80.9             | 66.1                   | 76.8                     | 80.3                    |
| Piped steam or hot water.....              | 592,845                          | 17,915       | 16,955         | 68,810               | 57,255                 | 377,990                  | 11,490                           | 33,445                     | 8,985                          | 132,550    | 102,195               | 6,285            | 6,665                  | 17,405                   | 16,545                  |
| Warm air furnace.....                      | 310,995                          | 15,165       | 13,000         | 32,415               | 26,685                 | 152,085                  | 14,680                           | 44,555                     | 12,410                         | 312,445    | 200,525               | 31,855           | 31,735                 | 48,330                   | 21,770                  |
| Noncentral heating.....                    | 92,880                           | 7,160        | 9,780          | 10,155               | 8,125                  | 39,750                   | 6,505                            | 6,385                      | 5,020                          | 157,490    | 109,960               | 8,665            | 19,420                 | 19,445                   | 13,935                  |
| Other means with flue.....                 | 71,530                           | 5,695        | 8,265          | 8,265                | 6,115                  | 28,505                   | 5,760                            | 4,830                      | 4,095                          | 133,595    | 93,320                | 7,135            | 16,390                 | 16,750                   | 11,235                  |
| Other means without flue.....              | 21,350                           | 1,465        | 1,515          | 1,890                | 2,010                  | 11,245                   | 745                              | 1,555                      | 925                            | 23,895     | 16,640                | 1,530            | 3,030                  | 2,695                    | 2,700                   |
| Not heated.....                            | 5,655                            | 105          | 190            | 530                  | 405                    | 3,790                    | 105                              | 475                        | 55                             | 4,070      | 3,090                 | 325              | 265                    | 390                      | 395                     |
| <b>*HEATING FUEL</b>                       |                                  |              |                |                      |                        |                          |                                  |                            |                                |            |                       |                  |                        |                          |                         |
| Number report'g heating equipment.....     | 1,002,375                        | 40,345       | 39,925         | 111,910              | 92,470                 | 573,615                  | 32,780                           | 84,860                     | 26,470                         | 606,555    | 415,770               | 47,130           | 58,085                 | 85,570                   | 72,645                  |
| Central heating.....                       | 903,840                          | 33,080       | 29,955         | 101,225              | 83,940                 | 530,075                  | 26,170                           | 78,000                     | 21,395                         | 444,995    | 302,720               | 38,140           | 38,400                 | 65,735                   | 58,315                  |
| Coal.....                                  | 416,585                          | 16,815       | 15,550         | 31,810               | 36,440                 | 259,545                  | 12,630                           | 34,295                     | 9,500                          | 254,000    | 143,370               | 27,795           | 30,270                 | 52,565                   | 41,060                  |
| Wood.....                                  | 2,380                            | 160          | 220            | 190                  | 200                    | 1,040                    | 215                              | 200                        | 155                            | 1,070      | 835                   | 65               | 55                     | 115                      | 200                     |
| Utility gas.....                           | 135,455                          | 1,575        | 1,445          | 18,250               | 9,195                  | 96,530                   | 1,570                            | 6,275                      | 615                            | 182,405    | 154,195               | 9,695            | 7,375                  | 11,140                   | 3,825                   |
| Bottled gas.....                           | 3,230                            | 215          | 235            | 370                  | 230                    | 1,670                    | 1,770                            | 250                        | 90                             | 1,005      | 730                   | 30               | 95                     | 150                      | 180                     |
| Liquid fuel.....                           | 322,195                          | 13,220       | 10,530         | 47,540               | 34,860                 | 158,880                  | 11,090                           | 35,395                     | 10,680                         | 2,150      | 1,005                 | 295              | 120                    | 730                      | 11,155                  |
| Other fuel.....                            | 16,855                           | 1,015        | 1,710          | 2,105                | 2,230                  | 7,800                    | 360                              | 1,340                      | 295                            | 2,965      | 1,700                 | 320              | 910                    | 1,700                    | 1,700                   |
| Not reported.....                          | 7,140                            | 80           | 265            | 960                  | 785                    | 4,610                    | 135                              | 245                        | 60                             | 1,400      | 1,020                 | 90               | 165                    | 125                      | 195                     |
| Noncentral heating.....                    | 92,880                           | 7,160        | 9,780          | 10,155               | 8,125                  | 39,750                   | 6,505                            | 6,385                      | 5,020                          | 157,490    | 109,960               | 8,665            | 19,420                 | 19,445                   | 13,935                  |
| Coal.....                                  | 40,450                           | 3,730        | 5,210          | 3,830                | 4,510                  | 16,595                   | 2,460                            | 1,700                      | 58,635                         | 29,580     | 4,400                 | 11,840           | 12,845                 | 10,135                   | 10,135                  |
| Wood.....                                  | 4,440                            | 645          | 905            | 295                  | 135                    | 730                      | 895                              | 295                        | 540                            | 545        | 330                   | 45               | 100                    | 70                       | 1,035                   |
| Utility gas.....                           | 11,890                           | 85           | 315            | 1,220                | 950                    | 8,315                    | 1,855                            | 695                        | 125                            | 92,930     | 77,330                | 3,550            | 6,745                  | 5,305                    | 280                     |
| Bottled gas.....                           | 1,075                            | 180          | 145            | 100                  | 60                     | 320                      | 185                              | 60                         | 25                             | 845        | 600                   | 40               | 135                    | 70                       | 170                     |
| Liquid fuel.....                           | 29,175                           | 2,255        | 2,530          | 3,780                | 1,945                  | 11,215                   | 2,545                            | 2,480                      | 2,425                          | 2,665      | 1,130                 | 460              | 315                    | 760                      | 1,935                   |
| Electricity.....                           | 625                              | 50           | 120            | 60                   | 75                     | 205                      | 45                               | 20                         | 50                             | 490        | 190                   | 80               | 80                     | 140                      | 85                      |
| Other fuel.....                            | 4,180                            | 165          | 400            | 775                  | 365                    | 1,800                    | 155                              | 395                        | 125                            | 800        | 365                   | 65               | 130                    | 240                      | 275                     |
| Not reported.....                          | 1,045                            | 50           | 155            | 95                   | 85                     | 570                      | 35                               | 25                         | 30                             | 580        | 435                   | 25               | 75                     | 45                       | 20                      |
| Not heated.....                            | 5,655                            | 105          | 190            | 530                  | 405                    | 3,790                    | 105                              | 475                        | 55                             | 4,070      | 3,090                 | 325              | 265                    | 390                      | 395                     |
| <b>*COOKING FUEL</b>                       |                                  |              |                |                      |                        |                          |                                  |                            |                                |            |                       |                  |                        |                          |                         |
| Number reporting.....                      | 997,525                          | 40,020       | 39,520         | 111,765              | 91,810                 | 572,125                  | 32,580                           | 83,660                     | 26,045                         | 606,070    | 416,125               | 47,185           | 57,830                 | 84,930                   | 72,670                  |
| Coal.....                                  | 80,695                           | 3,605        | 4,485          | 6,285                | 7,545                  | 51,615                   | 1,435                            | 4,490                      | 1,235                          | 37,135     | 16,185                | 2,090            | 5,865                  | 12,995                   | 12,765                  |
| Wood.....                                  | 7,500                            | 780          | 1,695          | 545                  | 350                    | 1,850                    | 885                              | 715                        | 680                            | 510        | 315                   | 50               | 100                    | 45                       | 1,560                   |
| Utility gas.....                           | 719,580                          | 10,740       | 13,275         | 78,485               | 49,630                 | 472,915                  | 19,070                           | 62,860                     | 12,605                         | 511,420    | 376,940               | 39,055           | 43,340                 | 52,085                   | 37,180                  |
| Bottled gas.....                           | 33,370                           | 5,425        | 5,350          | 2,270                | 3,910                  | 4,680                    | 5,080                            | 3,930                      | 2,745                          | 5,485      | 2,690                 | 535              | 745                    | 5,080                    |                         |
| Liquid fuel.....                           | 45,000                           | 2,235        | 2,175          | 4,715                | 3,450                  | 23,150                   | 2,035                            | 4,975                      | 2,265                          | 3,360      | 1,170                 | 595              | 555                    | 1,040                    |                         |
| Electricity.....                           | 105,245                          | 16,945       | 12,135         | 19,070               | 26,325                 | 14,485                   | 3,795                            | 6,190                      | 6,300                          | 46,170     | 17,765                | 4,675            | 7,005                  | 16,725                   | 14,015                  |
| Other fuel.....                            | 3,965                            | 185          | 350            | 265                  | 485                    | 1,950                    | 200                              | 370                        | 160                            | 1,035      | 335                   | 95               | 160                    | 445                      |                         |
| None.....                                  | 2,170                            | 105          | 75             | 130                  | 115                    | 1,480                    | 80                               | 130                        | 55                             | 955        | 725                   | 90               | 60                     | 80                       |                         |
| <b>*REFRIGERATION EQUIPMENT</b>            |                                  |              |                |                      |                        |                          |                                  |                            |                                |            |                       |                  |                        |                          |                         |
| Number reporting.....                      | 997,970                          | 39,915       | 40,275         | 112,090              | 92,170                 | 570,505                  | 32,495                           | 84,390                     | 26,130                         | 606,360    | 416,115               | 47,515           | 57,985                 | 84,745                   | 72,785                  |
| Mechanical.....                            | 892,080                          | 36,690       | 36,510         | 106,130              | 88,215                 | 495,690                  | 28,395                           | 77,170                     | 23,280                         | 555,570    | 383,365               | 44,040           | 51,560                 | 76,605                   | 65,180                  |
| Percent with mechanical refrigeration..... | 89.4                             | 91.9         | 90.7           | 94.7                 | 95.7                   | 86.9                     | 87.4                             | 91.4                       | 89.1                           | 91.6       | 92.1                  | 92.7             | 88.9                   | 90.4                     | 89.6                    |
| Ice.....                                   | 90,440                           | 2,160        | 2,325          | 5,215                | 2,810                  | 66,310                   | 3,435                            | 5,900                      | 2,285                          | 24,155     | 19,220                | 1,410            | 1,490                  | 2,035                    | 4,800                   |
| Other or none.....                         | 15,450                           | 1,065        | 1,440          | 745                  | 1,145                  | 8,505                    | 665                              | 1,320                      | 565                            | 26,635     | 13,530                | 2,065            | 4,935                  | 6,105                    | 2,805                   |
| <b>*KITCHEN SINK</b>                       |                                  |              |                |                      |                        |                          |                                  |                            |                                |            |                       |                  |                        |                          |                         |
| Number reporting.....                      | 999,805                          | 40,160       | 39,800         | 112,485              | 92,155                 | 572,745                  | 32,645                           | 83,715                     | 26,100                         | 606,780    | 416,565               | 47,305           | 57,950                 | 84,960                   | 72,820                  |
| With kitchen sink.....                     | 985,030                          | 38,330       | 37,275         | 111,625              | 90,135                 | 569,080                  | 31,110                           | 82,510                     | 24,965                         | 589,745    | 408,260               | 45,750           | 54,225                 | 81,510                   | 67,595                  |
| Percent with kitchen sink.....             | 98.5                             | 95.4         | 93.7           | 99.2                 | 97.8                   | 99.4                     | 95.3                             | 98.6                       | 95.7                           | 97.2       | 98.0                  | 96.7             | 93.6                   | 95.9                     | 92.8                    |
| <b>*RADIO</b>                              |                                  |              |                |                      |                        |                          |                                  |                            |                                |            |                       |                  |                        |                          |                         |
| Number reporting.....                      | 1,001,020                        | 39,900       | 39,555         | 112,570              | 92,220                 | 574,270                  | 32,505                           | 84,200                     | 25,800                         | 607,870    | 417,655               | 47,405           | 57,895                 | 84,915                   | 73,025                  |
| With radio.....                            | 982,530                          | 39,145       | 38,400         | 111,160              | 91,100                 | 563,440                  | 31,640                           | 82,645                     | 25,000                         | 595,080    | 409,885               | 46,455           | 56,015                 | 82,725                   | 71,675                  |
| Percent with radio.....                    | 98.2                             | 98.1         | 97.1           | 98.7                 | 98.8                   | 98.1                     | 97.3                             | 98.2                       | 96.9                           | 97.9       | 98.1                  | 98.0             | 96.8                   | 97.4                     | 98.2                    |
| <b>*TELEVISION</b>                         |                                  |              |                |                      |                        |                          |                                  |                            |                                |            |                       |                  |                        |                          |                         |
| Number reporting.....                      | 995,930                          | 39,945       | 39,400         | 111,840              | 91,705                 | 570,940                  | 32,345                           | 84,020                     | 25,735                         | 606,550    | 416,610               | 47,285           | 57,800                 | 84,855                   | 72,720                  |
| With television.....                       | 362,240                          | 13,825       | 10,450         | 45,985               | 34,300                 | 199,685                  | 12,115                           | 35,885                     | 9,995                          | 79,750     | 61,705                | 5,180            | 4,595                  | 8,270                    | 13,010                  |
| Percent with television.....               | 36.4                             | 34.6         | 26.5           | 41.1                 | 37.4                   | 35.0                     | 37.5                             | 42.7                       | 38.8                           | 13.1       | 14.8                  | 11.0             | 7.9                    | 9.7                      | 17.9                    |

Table 20.—YEAR BUILT AND EQUIPMENT, FOR STANDARD METROPOLITAN AREAS AND CONSTITUENT COUNTIES, URBANIZED AREAS, AND URBAN PLACES OF 10,000 OR MORE: 1950—Con.

[Asterisk (\*) denotes statistics based on 20-percent sample. Percent not shown where less than 0.1]

| Subject                                    | Standard metropolitan areas<br>—Con.       |   |                             | Urbanized areas                   |         |        |                 |                |                |                   |                 |         |               |                  |        |
|--|--|---|-----------------------------|-----------------------------------|---------|--------|-----------------|----------------|----------------|-------------------|-----------------|---------|---------------|------------------|--------|
|  | Soranton<br>—<br>Lack-<br>awanna<br>County | Wilkes-<br>Barre—<br>Hazleton<br>—<br>Luzerne<br>County | York<br>—<br>York<br>County | Allen-<br>town-<br>Beth-<br>lehem | Altoona | Erie   | Harris-<br>burg | Johns-<br>town | Lan-<br>caster | Phila-<br>delphia | Pitts-<br>burgh | Reading | Soran-<br>ton | Wilkes-<br>Barre | York   |
| All dwelling units.....                    | 74,060                                     | 110,981   | 61,054                      | 63,515                            | 25,777  | 43,296 | 51,616          | 25,959         | 22,840         | 845,474           | 439,892         | 47,030  | 67,560        | 75,371           | 24,464 |
| <b>*YEAR BUILT</b>                         |  |   |                             |                                   |         |        |                 |                |                |                   |                 |         |               |                  |        |
| Number reporting.....                      | 71,835                                     | 107,835   | 59,900                      | 62,760                            | 25,320  | 42,280 | 50,790          | 25,490         | 22,560         | 816,750           | 430,110         | 46,150  | 65,690        | 73,525           | 24,065 |
| 1945 or later.....                         | 800  | 2,875   | 5,265                       | 3,990                             | 635     | 3,730  | 3,905           | 1,060          | 1,075          | 50,940            | 27,490          | 1,770   | 490           | 1,090            | 950    |
| 1940 to 1944.....                          | 230  | 1,520   | 2,850                       | 3,465                             | 110     | 2,635  | 3,175           | 775            | 465            | 49,425            | 27,940          | 985     | 125           | 510              | 1,155  |
| 1930 to 1939.....                          | 2,970                                      | 7,000   | 5,325                       | 2,730                             | 735     | 3,020  | 2,965           | 1,350          | 1,430          | 49,020            | 33,650          | 2,795   | 1,935         | 2,970            | 1,800  |
| 1920 to 1929.....                          | 12,000                                     | 22,055  | 7,765                       | 10,685                            | 4,905   | 7,750  | 8,230           | 4,450          | 3,235          | 162,690           | 81,645          | 8,415   | 10,825        | 15,765           | 3,160  |
| 1919 or earlier.....                       | 55,785                                     | 74,385  | 38,695                      | 41,890                            | 18,935  | 25,145 | 32,515          | 17,855         | 16,355         | 504,675           | 259,385         | 32,185  | 52,315        | 53,190           | 17,000 |
| <b>*ELECTRIC LIGHTING</b>                  |  |   |                             |                                   |         |        |                 |                |                |                   |                 |         |               |                  |        |
| Number reporting.....                      | 72,855                                     | 108,620   | 60,560                      | 62,955                            | 25,510  | 43,035 | 50,840          | 25,615         | 22,710         | 830,550           | 435,725         | 46,770  | 66,555        | 74,425           | 24,385 |
| With electric lights.....                  | 72,350                                     | 107,560   | 59,625                      | 62,775                            | 25,455  | 42,950 | 50,600          | 25,520         | 22,540         | 826,555           | 433,970         | 46,640  | 66,295        | 74,085           | 24,290 |
| Percent with electric lights.....          | 99.3                                       | 99.0  | 98.5                        | 99.7                              | 99.8    | 99.8   | 99.5            | 99.6           | 99.3           | 99.5              | 99.6            | 99.7    | 99.6          | 99.5             | 99.6   |
| No electric lights.....                    | 505  | 1,060   | 935                         | 180                               | 55      | 85     | 240             | 95             | 170            | 3,995             | 1,755           | 130     | 260           | 340              | 95     |
| All occupied dwelling units.....           | 71,769                                     | 106,663   | 58,912                      | 62,429                            | 25,315  | 42,207 | 50,458          | 25,658         | 22,470         | 823,566           | 432,647         | 46,195  | 66,424        | 74,286           | 24,000 |
| <b>*HEATING EQUIPMENT</b>                  |  |   |                             |                                   |         |        |                 |                |                |                   |                 |         |               |                  |        |
| Number report'g heating equipment.....     | 71,090                                     | 105,485   | 58,345                      | 62,175                            | 25,470  | 41,715 | 50,110          | 25,435         | 22,410         | 811,225           | 425,655         | 46,155  | 65,730        | 73,320           | 23,830 |
| Central heating.....                       | 53,845                                     | 72,695  | 40,115                      | 52,365                            | 22,910  | 31,535 | 42,545          | 20,490         | 19,485         | 749,640           | 314,700         | 42,305  | 50,180        | 52,395           | 20,075 |
| Percent with central heating.....          | 75.7                                       | 68.9  | 68.8                        | 84.2                              | 89.9    | 75.6   | 84.9            | 80.6           | 86.9           | 92.4              | 73.9            | 91.7    | 76.3          | 71.5             | 84.2   |
| Piped steam or hot water.....              | 45,230                                     | 57,805  | 22,245                      | 35,590                            | 9,135   | 6,155  | 25,795          | 15,265         | 11,345         | 506,010           | 105,865         | 27,620  | 42,700        | 41,585           | 12,530 |
| Warm air furnace.....                      | 8,615                                      | 14,890  | 17,870                      | 16,775                            | 13,775  | 25,380 | 16,750          | 5,225          | 8,140          | 243,630           | 208,835         | 14,685  | 7,480         | 10,810           | 7,545  |
| Noncentral heating.....                    | 14,820                                     | 27,915  | 18,000                      | 9,430                             | 2,425   | 10,105 | 7,485           | 4,630          | 2,860          | 56,800            | 107,740         | 3,570   | 13,280        | 17,190           | 3,575  |
| Other means with flue.....                 | 12,240                                     | 23,580  | 15,055                      | 7,915                             | 1,985   | 8,635  | 6,220           | 3,770          | 2,315          | 41,425            | 90,640          | 2,415   | 11,035        | 14,100           | 2,800  |
| Other means without flue.....              | 2,580                                      | 4,335   | 2,945                       | 1,515                             | 440     | 1,470  | 1,265           | 860            | 545            | 15,375            | 17,100          | 1,155   | 2,245         | 3,090            | 775    |
| Not heated.....                            | 2,425                                      | 4,875   | 230                         | 380                               | 135     | 75     | 80              | 315            | 65             | 4,785             | 3,215           | 280     | 2,270         | 3,735            | 180    |
| <b>*HEATING FUEL</b>                       |  |   |                             |                                   |         |        |                 |                |                |                   |                 |         |               |                  |        |
| Number report'g heating equipment.....     | 71,090                                     | 105,485   | 58,345                      | 62,175                            | 25,470  | 41,715 | 50,110          | 25,435         | 22,410         | 811,225           | 425,655         | 46,155  | 65,730        | 73,320           | 23,830 |
| Central heating.....                       | 53,845                                     | 72,695  | 40,115                      | 52,365                            | 22,910  | 31,535 | 42,545          | 20,490         | 19,485         | 749,640           | 314,700         | 42,305  | 50,180        | 52,395           | 20,075 |
| Coal.....                                  | 48,590                                     | 68,015  | 22,135                      | 38,455                            | 17,485  | 16,125 | 26,845          | 14,745         | 12,445         | 337,900           | 153,690         | 29,275  | 45,145        | 49,190           | 11,200 |
| Wood.....                                  | 135  | 210   | 295                         | 115                               | 50      | 125    | 90              | 65             | 65             | 1,470             | 840             | 50      | 120           | 110              | 40     |
| Utility gas.....                           | 2,470                                      | 2,455   | 3,470                       | 3,525                             | 5,015   | 13,710 | 4,780           | 4,920          | 1,170          | 126,985           | 156,110         | 3,590   | 2,465         | 1,820            | 1,280  |
| Bottled gas.....                           | 210  | 285   | 125                         | 40                                | 35      | 120    | 125             | 75             | 35             | 2,405             | 750             | 65      | 200           | 135              | 20     |
| Liquid fuel.....                           | 575  | 685   | 12,600                      | 8,695                             | 190     | 830    | 9,175           | 110            | 5,240          | 262,205           | 820             | 7,920   | 480           | 390              | 6,800  |
| Other fuel.....                            | 1,275                                      | 595   | 1,305                       | 1,125                             | 55      | 390    | 1,285           | 495            | 430            | 12,420            | 1,430           | 1,250   | 1,230         | 415              | 605    |
| Not reported.....                          | 590  | 450   | 185                         | 410                               | 80      | 235    | 245             | 80             | 100            | 6,255             | 1,060           | 155     | 540           | 335              | 130    |
| Noncentral heating.....                    | 14,820                                     | 27,915  | 18,000                      | 9,430                             | 2,425   | 10,105 | 7,485           | 4,630          | 2,860          | 56,800            | 107,740         | 3,570   | 13,280        | 17,190           | 3,575  |
| Coal.....                                  | 13,965                                     | 27,025  | 9,045                       | 7,150                             | 2,830   | 4,845  | 3,225           | 1,660          | 2,965          | 26,650            | 26,650          | 2,605   | 12,565        | 16,830           | 2,175  |
| Wood.....                                  | 140  | 365   | 2,835                       | 45                                | 25      | 65     | 205             | 10             | 105            | 1,110             | 320             | 60      | 80            | 50               | 70     |
| Utility gas.....                           | 205  | 110   | 525                         | 435                               | 1,125   | 5,765  | 420             | 1,175          | 170            | 10,875            | 78,435          | 235     | 205           | 95               | 165    |
| Bottled gas.....                           | 55   | 100   | 155                         | 35                                | ...     | 100    | 60              | ...            | ...            | 420               | 540             | 20      | 50            | 55               | 5      |
| Liquid fuel.....                           | 130  | 120   | 4,890                       | 1,580                             | 180     | 1,745  | 130             | 760            | 17,395         | 930               | 540             | 105     | 60            | 1,035            |        |
| Electricity.....                           | 60   | 10  | 150                         | 20                                | 5       | 15     | 30              | 15             | 5              | 295               | 180             | 30      | 50            | 5                |        |
| Other fuel.....                            | 130  | 70  | 335                         | 140                               | 10      | 150    | 155             | 55             | 90             | 3,040             | 260             | 75      | 120           | 40               |        |
| Not reported.....                          | 135  | 115   | 65                          | 25                                | 5       | 35     | 25              | 70             | 700            | 425               | 5               | 105     | 55            | 15               |        |
| Not heated.....                            | 2,425                                      | 4,875   | 230                         | 380                               | 135     | 75     | 80              | 315            | 65             | 4,785             | 3,215           | 280     | 2,270         | 3,735            | 180    |
| <b>*COOKING FUEL</b>                       |  |   |                             |                                   |         |        |                 |                |                |                   |                 |         |               |                  |        |
| Number reporting.....                      | 70,625                                     | 105,645   | 58,340                      | 61,945                            | 25,070  | 41,395 | 49,950          | 25,300         | 22,250         | 807,935           | 425,195         | 45,815  | 65,345        | 73,575           | 23,665 |
| Coal.....                                  | 37,030                                     | 72,205  | 5,540                       | 6,365                             | 1,525   | 1,220  | 3,520           | 3,265          | 1,470          | 63,280            | 13,405          | 3,750   | 33,320        | 90,715           | 1,455  |
| Wood.....                                  | 265  | 535   | 3,490                       | 80                                | 5       | 45     | 305             | 20             | 120            | 2,870             | 290             | 125     | 110           | 85               | 75     |
| Utility gas.....                           | 22,725                                     | 21,480  | 24,700                      | 42,940                            | 21,605  | 35,875 | 38,875          | 18,615         | 17,155         | 647,960           | 394,760         | 33,585  | 22,440        | 16,510           | 16,360 |
| Bottled gas.....                           | 1,850                                      | 4,225   | 3,835                       | 1,145                             | 130     | 630    | 1,340           | 1,065          | 755            | 9,925             | 1,815           | 700     | 1,405         | 2,145            | 180    |
| Liquid fuel.....                           | 70   | 145   | 3,885                       | 750                               | 95      | 340    | 280             | 600            | 33,445         | 450               | 560             | 30      | 90            | 635              |        |
| Electricity.....                           | 8,565                                      | 6,915   | 16,365                      | 10,395                            | 1,660   | 3,160  | 4,575           | 1,875          | 1,940          | 46,015            | 13,795          | 6,870   | 7,940         | 4,815            |        |
| Other fuel.....                            | 55   | 60  | 375                         | 120                               | 35      | 50     | 105             | 130            | 70             | 2,690             | 180             | 65      | 45            | 40               |        |
| None.....                                  | 65   | 80  | 150                         | 150                               | 15      | 75     | 220             | 50             | 140            | 1,750             | 500             | 160     | 55            | 60               |        |
| <b>*REFRIGERATION EQUIPMENT</b>            |  |   |                             |                                   |         |        |                 |                |                |                   |                 |         |               |                  |        |
| Number reporting.....                      | 70,340                                     | 104,970   | 58,480                      | 61,860                            | 25,055  | 42,015 | 49,680          | 25,340         | 22,360         | 807,120           | 428,485         | 45,975  | 65,140        | 73,365           | 23,885 |
| Mechanical.....                            | 58,695                                     | 84,035  | 53,165                      | 56,130                            | 21,940  | 38,160 | 45,300          | 22,330         | 19,865         | 718,305           | 395,435         | 42,200  | 54,530        | 59,670           | 22,105 |
| Percent with mechanical refrigeration..... | 83.4                                       | 80.1  | 90.9                        | 90.7                              | 87.6    | 90.8   | 91.2            | 88.1           | 88.8           | 89.0              | 92.3            | 91.8    | 83.7          | 81.3             | 92.5   |
| Ice.....                                   | 7,580                                      | 15,040  | 2,700                       | 4,340                             | 2,135   | 2,560  | 3,595           | 995            | 2,030          | 78,135            | 20,100          | 2,935   | 7,245         | 10,765           | 1,230  |
| Other or none.....                         | 4,065                                      | 5,895   | 2,615                       | 1,390                             | 980     | 1,295  | 785             | 2,015          | 465            | 10,680            | 12,950          | 840     | 3,365         | 2,930            | 550    |
| <b>*KITCHEN SINK</b>                       |  |   |                             |                                   |         |        |                 |                |                |                   |                 |         |               |                  |        |
| Number reporting.....                      | 70,945                                     | 105,695   | 58,410                      | 62,120                            | 25,080  | 41,530 | 50,070          | 25,320         | 22,290         | 809,415           | 426,555         | 45,915  | 65,635        | 73,600           | 23,750 |
| With kitchen sink.....                     | 70,440                                     | 104,225   | 53,570                      | 61,020                            | 24,355  | 40,965 | 48,685          | 24,915         | 21,755         | 804,035           | 419,995         | 45,240  | 65,450        | 73,310           | 23,295 |
| Percent with kitchen sink.....             | 99.3                                       | 98.6  | 91.7                        | 98.2                              | 97.1    | 98.6   | 97.2            | 98.4           | 97.6           | 99.3              | 98.5            | 98.5    | 99.7          | 99.6             | 98.1   |
| <b>*RADIO</b>                              |  |   |                             |                                   |         |        |                 |                |                |                   |                 |         |               |                  |        |
| Number reporting.....                      | 71,125                                     | 106,510   | 58,520                      | 61,765                            | 25,115  | 41,860 | 49,630          | 25,540         | 22,275         | 811,045           | 428,935         | 45,985  | 65,825        | 74,250           | 23,885 |
| With radio.....                            | 69,755                                     | 104,455   | 57,385                      | 61,145                            | 24,700  | 41,150 | 48,990          | 25,085         | 21,895         | 797,310           | 421,210         | 45,385  | 64,615        | 72,995           | 23,470 |
| Percent with radio.....                    | 98.1                                       | 98.1  | 98.1                        | 99.0                              | 98.3    | 98.3   | 98.7            | 98.2           | 98.3           | 98.3              | 98.2            | 98.7    | 98.2          | 98.3             | 98.3   |
| <b>*TELEVISION</b>                         |  |   |                             |                                   |         |        |                 |                |                |                   |                 |         |               |                  |        |
| Number reporting.....                      | 70,905                                     | 106,260   | 58,290                      | 61,630                            | 25,065  | 41,660 | 49,570          | 25,480         | 22,245         | 806,645           | 426,930         | 45,845  | 65,625        | 74,070           | 23,795 |
| With television.....                       | 990  | 1,635   | 6,170                       | 9,900                             | 510     | 10,010 | 1,940           | 2,370          | 6,025          | 298,295           | 61,185          | 7,955   | 910           | 750              | 2,460  |
|  |  |   |                             |                                   |         |        |                 |                |                |                   |                 |         |               |                  |        |

Table 20.—YEAR BUILT AND EQUIPMENT, FOR STANDARD METROPOLITAN AREAS AND CONSTITUENT COUNTIES, URBANIZED AREAS, AND URBAN PLACES OF 10,000 OR MORE: 1950—Con.

[Asterisk (\*) denotes statistics based on 20-percent sample. Percent not shown where less than 0.1]

| Subject                                    | Urban places    |                |         |               |        |                 |               |         |        |                |                 |               |               |                |         |
|--|-----------------|----------------|---------|---------------|--------|-----------------|---------------|---------|--------|----------------|-----------------|---------------|---------------|----------------|---------|
|  | Alli-<br>quippa | Allen-<br>town | Altoona | Am-<br>bridge | Arnold | Beaver<br>Falls | Belle-<br>vue | Berwick | Bethel | Beth-<br>lehem | Blooms-<br>burg | Brad-<br>dock | Brad-<br>ford | Brent-<br>wood | Bristol |
| All dwelling units.....                    | 6,683           | 30,978         | 23,126  | 4,693         | 3,020  | 5,116           | 3,753         | 4,271   | 3,156  | 18,212         | 3,410           | 4,387         | 5,606         | 3,934          | 3,469   |
| <b>*YEAR BUILT</b>                         |                 |                |         |               |        |                 |               |         |        |                |                 |               |               |                |         |
| Number reporting.....                      | 6,580           | 30,635         | 22,800  | 4,720         | 2,980  | 5,055           | 3,655         | 4,270   | 3,125  | 18,055         | 3,325           | 4,275         | 5,515         | 3,845          | 3,305   |
| 1945 or later.....                         | 350             | 1,665          | 505     | 85            | 160    | 70              | 180           | 355     | 1,100  | 770            | 175             | 10            | 70            | 830            | 95      |
| 1940 to 1944.....                          | 575             | 1,165          | 70      | 115           | 190    | 290             | 150           | 265     | 600    | 1,750          | 75              | 10            | 85            | 875            | 160     |
| 1930 to 1939.....                          | 455             | 1,475          | 595     | 355           | 275    | 220             | 120           | 195     | 455    | 625            | 135             | 25            | 220           | 995            | 70      |
| 1920 to 1919.....                          | 2,410           | 6,255          | 4,380   | 1,630         | 1,235  | 1,030           | 625           | 370     | 650    | 2,360          | 510             | 155           | 1,105         | 800            | 130     |
| 1919 or earlier.....                       | 2,790           | 20,075         | 17,250  | 2,535         | 1,160  | 3,445           | 2,580         | 3,085   | 320    | 12,550         | 2,430           | 4,075         | 4,035         | 345            | 2,850   |
| <b>*ELECTRIC LIGHTING</b>                  |                 |                |         |               |        |                 |               |         |        |                |                 |               |               |                |         |
| Number reporting.....                      | 6,695           | 30,685         | 22,925  | 4,660         | 3,015  | 5,105           | 3,755         | 4,235   | 3,115  | 18,140         | 3,355           | 4,365         | 5,590         | 3,870          | 3,460   |
| With electric lights.....                  | 6,675           | 30,595         | 22,885  | 4,660         | 3,015  | 5,070           | 3,755         | 4,210   | 3,090  | 18,100         | 3,340           | 4,320         | 5,575         | 3,840          | 3,445   |
| Percent with electric lights.....          | 99.7            | 99.7           | 99.8    | 100.0         | 100.0  | 99.3            | 100.0         | 99.4    | 99.2   | 99.8           | 99.6            | 99.0          | 99.7          | 99.2           | 99.6    |
| No electric lights.....                    | 20              | 90             | 40      | ...           | ...    | 35              | ...           | 25      | 25     | 40             | 15              | 45            | 15            | 30             | 15      |
| All occupied dwelling units.....           | 6,634           | 30,427         | 22,703  | 4,649         | 2,985  | 5,039           | 3,682         | 4,165   | 3,097  | 17,961         | 3,343           | 4,337         | 5,400         | 3,835          | 3,413   |
| <b>*HEATING EQUIPMENT</b>                  |                 |                |         |               |        |                 |               |         |        |                |                 |               |               |                |         |
| Number report'g heating equipment.....     | 6,580           | 30,205         | 22,735  | 4,685         | 2,935  | 4,920           | 3,630         | 4,240   | 3,105  | 18,055         | 3,285           | 4,265         | 5,390         | 3,855          | 3,400   |
| Central heating.....                       | 4,820           | 26,605         | 20,680  | 3,865         | 2,675  | 4,080           | 3,230         | 3,025   | 2,790  | 15,300         | 2,670           | 1,965         | 1,965         | 3,785          | 3,000   |
| Percent with central heating.....          | 73.3            | 88.1           | 91.0    | 82.5          | 91.1   | 82.9            | 89.0          | 71.3    | 89.9   | 84.7           | 81.3            | 46.1          | 36.5          | 98.2           | 88.2    |
| Piped steam or hot water.....              | 1,280           | 20,310         | 8,310   | 1,170         | 405    | 895             | 800           | 1,405   | 210    | 8,825          | 1,920           | 755           | 350           | 1,205          | 2,150   |
| Warm air furnace.....                      | 3,540           | 6,295          | 12,370  | 2,695         | 2,270  | 3,185           | 2,430         | 1,620   | 2,580  | 6,475          | 750             | 1,210         | 1,615         | 2,580          | 850     |
| Noncentral heating.....                    | 1,675           | 3,470          | 1,980   | 800           | 260    | 820             | 380           | 1,205   | 315    | 2,560          | 610             | 2,260         | 3,420         | 65             | 325     |
| Other means with flue.....                 | 1,395           | 3,120          | 1,655   | 755           | 240    | 550             | 310           | 1,150   | 300    | 2,020          | 470             | 2,005         | 2,450         | 40             | 255     |
| Other means without flue.....              | 280             | 350            | 325     | 45            | 20     | 270             | 70            | 55      | 15     | 540            | 140             | 255           | 970           | 25             | 70      |
| Not heated.....                            | 85              | 130            | 75      | 20            | ...    | 20              | 20            | 10      | ...    | 195            | 5               | 40            | 5             | 5              | 75      |
| <b>*HEATING FUEL</b>                       |                 |                |         |               |        |                 |               |         |        |                |                 |               |               |                |         |
| Number report'g heating equipment.....     | 6,580           | 30,205         | 22,735  | 4,685         | 2,935  | 4,920           | 3,630         | 4,240   | 3,105  | 18,055         | 3,285           | 4,265         | 5,390         | 3,855          | 3,400   |
| Central heating.....                       | 4,820           | 26,605         | 20,680  | 3,865         | 2,675  | 4,080           | 3,230         | 3,025   | 2,790  | 15,300         | 2,670           | 1,965         | 1,965         | 3,785          | 3,000   |
| Coal.....                                  | 3,475           | 19,065         | 15,945  | 3,060         | 2,270  | 3,125           | 1,520         | 2,665   | 805    | 11,335         | 2,080           | 1,345         | 115           | 1,140          | 1,180   |
| Wood.....                                  | 10              | 15             | 30      | ...           | ...    | 5               | 10            | 5       | 10     | 55             | 5               | 30            | 5             | 5              | 25      |
| Utility gas.....                           | 1,330           | 1,995          | 4,375   | 790           | 390    | 925             | 1,665         | 20      | 1,765  | 920            | 105             | 550           | 1,755         | 2,565          | 740     |
| Bottled gas.....                           | ...             | 15             | 25      | ...           | ...    | ...             | 5             | ...     | ...    | 20             | 15              | 25            | 5             | 15             | 5       |
| Liquid fuel.....                           | 5               | 4,400          | 185     | 5             | ...    | 20              | 260           | 10      | 2,725  | 235            | ...             | 60            | 5             | 905            | 5       |
| Other fuel.....                            | ...             | 830            | 45      | 10            | 5      | 5               | 65            | 195     | 145    | 140            | 5               | 20            | 45            | 135            | 5       |
| Not reported.....                          | ...             | 285            | 75      | ...           | 5      | ...             | 5             | 10      | 5      | 100            | 90              | 10            | 5             | 10             | 10      |
| Noncentral heating.....                    | 1,675           | 3,470          | 1,980   | 800           | 260    | 820             | 380           | 1,205   | 315    | 2,560          | 610             | 2,260         | 3,420         | 65             | 325     |
| Coal.....                                  | 925             | 2,385          | 735     | 280           | 70     | 280             | 30            | 1,205   | 190    | 1,925          | 420             | 1,025         | 60            | 105            | 195     |
| Wood.....                                  | 5               | 25             | 20      | ...           | 5      | ...             | ...           | ...     | 5      | 5              | 5               | 30            | 40            | ...            | ...     |
| Utility gas.....                           | 715             | 245            | 1,070   | 440           | 130    | 500             | 335           | 15      | 105    | 110            | ...             | 1,190         | 3,290         | 55             | 35      |
| Bottled gas.....                           | ...             | 25             | ...     | 10            | ...    | 10              | ...           | 5       | ...    | 10             | 10              | 5             | 5             | ...            | ...     |
| Liquid fuel.....                           | 20              | 690            | 135     | ...           | 55     | 25              | ...           | 55      | 10     | 455            | 80              | 5             | 15            | ...            | 80      |
| Electricity.....                           | 5               | 10             | 5       | ...           | ...    | 10              | ...           | 10      | ...    | ...            | ...             | ...           | ...           | ...            | 5       |
| Other fuel.....                            | ...             | 85             | 10      | 5             | ...    | 5               | ...           | 15      | ...    | 35             | 90              | ...           | 5             | ...            | 10      |
| Not reported.....                          | 5               | 5              | 5       | ...           | ...    | 5               | ...           | 10      | ...    | 20             | 5               | 5             | 5             | ...            | ...     |
| Not heated.....                            | 85              | 130            | 75      | 20            | ...    | 20              | 20            | 10      | ...    | 195            | 5               | 40            | 5             | 5              | 75      |
| <b>*COOKING FUEL</b>                       |                 |                |         |               |        |                 |               |         |        |                |                 |               |               |                |         |
| Number reporting.....                      | 6,585           | 30,060         | 22,560  | 4,555         | 3,010  | 5,025           | 3,670         | 4,070   | 3,050  | 17,760         | 3,360           | 4,290         | 5,350         | 3,685          | 3,330   |
| Coal.....                                  | 215             | 2,545          | 1,345   | 105           | 30     | 105             | 40            | 1,635   | 195    | 1,985          | 745             | 485           | ...           | 140            | 220     |
| Wood.....                                  | 5               | 20             | 5       | ...           | ...    | ...             | ...           | 5       | 5      | 35             | 35              | 10            | 5             | ...            | 5       |
| Utility gas.....                           | 6,165           | 21,365         | 19,595  | 4,355         | 2,740  | 4,735           | 3,515         | 1,025   | 2,385  | 12,915         | 1,260           | 3,730         | 4,860         | 3,255          | 2,600   |
| Bottled gas.....                           | 10              | 355            | 80      | ...           | 25     | 10              | ...           | 535     | 5      | 210            | 300             | 30            | 20            | 15             | ...     |
| Liquid fuel.....                           | ...             | 335            | 60      | ...           | ...    | 10              | ...           | 50      | 10     | 240            | 25              | ...           | 10            | 5              | 45      |
| Electricity.....                           | 160             | 5,270          | 1,440   | 90            | 215    | 155             | 110           | 790     | 445    | 2,305          | 980             | 25            | 450           | 265            | 455     |
| Other fuel.....                            | 10              | 80             | 20      | ...           | ...    | ...             | ...           | 10      | ...    | 30             | 10              | 5             | ...           | ...            | ...     |
| None.....                                  | 20              | 90             | 15      | 5             | ...    | 10              | 5             | 20      | 5      | 40             | 5               | 5             | 5             | 5              | 5       |
| <b>*REFRIGERATION EQUIPMENT</b>            |                 |                |         |               |        |                 |               |         |        |                |                 |               |               |                |         |
| Number reporting.....                      | 6,645           | 30,125         | 22,470  | 4,620         | 2,965  | 5,035           | 3,675         | 4,120   | 3,080  | 17,835         | 3,295           | 4,300         | 5,400         | 3,785          | 3,390   |
| Mechanical.....                            | 6,115           | 27,340         | 19,675  | 4,240         | 2,785  | 4,675           | 3,625         | 3,415   | 2,925  | 16,150         | 2,935           | 3,570         | 4,850         | 3,760          | 3,030   |
| Percent with mechanical refrigeration..... | 92.0            | 90.8           | 87.6    | 91.8          | 93.9   | 92.9            | 98.6          | 82.9    | 95.0   | 90.6           | 89.1            | 83.0          | 89.8          | 99.3           | 89.4    |
| Ice.....                                   | 240             | 2,085          | 1,935   | 165           | 105    | 205             | 35            | 585     | 30     | 1,330          | 285             | 400           | 300           | 15             | 305     |
| Other or none.....                         | 290             | 700            | 860     | 215           | 75     | 155             | 15            | 120     | 125    | 355            | 75              | 330           | 250           | 10             | 55      |
| <b>*KITCHEN SINK</b>                       |                 |                |         |               |        |                 |               |         |        |                |                 |               |               |                |         |
| Number reporting.....                      | 6,585           | 30,130         | 22,570  | 4,550         | 3,015  | 5,040           | 3,665         | 4,090   | 3,070  | 17,835         | 3,365           | 4,290         | 5,355         | 3,695          | 3,345   |
| With kitchen sink.....                     | 6,460           | 29,660         | 21,925  | 4,325         | 3,000  | 4,955           | 3,630         | 4,015   | 3,005  | 17,630         | 3,315           | 4,270         | 5,240         | 3,685          | 3,325   |
| Percent with kitchen sink.....             | 98.1            | 98.4           | 97.1    | 95.5          | 99.5   | 98.3            | 99.0          | 98.2    | 97.9   | 98.9           | 98.5            | 99.5          | 97.9          | 99.7           | 99.4    |
| <b>*RADIO</b>                              |                 |                |         |               |        |                 |               |         |        |                |                 |               |               |                |         |
| Number reporting.....                      | 6,530           | 29,985         | 22,540  | 4,610         | 2,975  | 5,075           | 3,695         | 4,075   | 3,065  | 17,810         | 3,330           | 4,415         | 5,340         | 3,755          | 3,405   |
| With radio.....                            | 6,370           | 29,735         | 22,145  | 4,505         | 2,915  | 4,980           | 3,685         | 4,000   | 3,020  | 17,565         | 3,270           | 4,275         | 5,240         | 3,715          | 3,395   |
| Percent with radio.....                    | 97.5            | 99.2           | 98.2    | 97.7          | 98.0   | 98.1            | 99.7          | 98.2    | 98.5   | 98.6           | 98.2            | 96.8          | 98.1          | 98.9           | 98.5    |
| <b>*TELEVISION</b>                         |                 |                |         |               |        |                 |               |         |        |                |                 |               |               |                |         |
| Number reporting.....                      | 6,520           | 29,945         | 22,510  | 4,610         | 2,980  | 5,080           | 3,675         | 4,085   | 3,055  | 17,735         | 3,330           | 4,380         | 5,345         | 3,755          | 3,385   |
| With television.....                       | 590             | 5,350          | 425     | 260           | 260    | 440             | 500           | 30      | 495    | 1,725          | 15              | 565           | 20            | 780            | 1,460   |
| Percent with television.....               | 9.0             | 17.9           | 1.9     | 5.6           | 8.7    | 8.7             | 13.6          | 0.7     | 16.2   | 9.7            | 0.5             | 12.9          | 0.4           | 20.8           | 43.1    |



Table 20.—YEAR BUILT AND EQUIPMENT, FOR STANDARD METROPOLITAN AREAS AND CONSTITUENT COUNTIES, URBANIZED AREAS, AND URBAN PLACES OF 10,000 OR MORE: 1950—Con.

[Asterisk (\*) denotes statistics based on 20-percent sample. Percent not shown where less than 0.1]

| Subject                                    | Urban places—Con. |            |             |           |           |                |         |           |              |           |                 |               |            |       |        |
|--|-------------------|------------|-------------|-----------|-----------|----------------|---------|-----------|--------------|-----------|-----------------|---------------|------------|-------|--------|
|  | Butler            | Canonsburg | Carbon-dale | Car-lisle | Car-negie | Cham-bers-burg | Chester | Clair-ton | Coates-ville | Colum-bia | Con-nells-ville | Consho-hocken | Cora-polis | Darby | Donora |
| All dwelling units.....                    | 7,250             | 3,517      | 4,596       | 5,007     | 3,452     | 5,327          | 18,208  | 5,099     | 3,869        | 3,437     | 3,978           | 2,717         | 3,033      | 3,607 | 3,391  |
| <b>*YEAR BUILT</b>                         |                   |            |             |           |           |                |         |           |              |           |                 |               |            |       |        |
| Number reporting.....                      | 7,115             | 3,425      | 4,500       | 4,935     | 3,370     | 5,310          | 17,560  | 5,000     | 3,760        | 3,390     | 3,895           | 2,720         | 2,870      | 3,530 | 3,400  |
| 1945 or later.....                         | 150               | 60         | 15          | 390       | 120       | 385            | 440     | 310       | 120          | 155       | 100             | 95            | 55         | 165   | 75     |
| 1940 to 1944.....                          | 65                | 90         | 5           | 90        | 85        | 395            | 2,190   | 690       | 105          | 20        | 185             | 60            | 55         | 720   | 30     |
| 1930 to 1939.....                          | 250               | 375        | 95          | 250       | 160       | 335            | 480     | 695       | 155          | 95        | 90              | 285           | 30         | 130   | 130    |
| 1920 to 1929.....                          | 1,275             | 660        | 625         | 410       | 460       | 555            | 2,555   | 1,220     | 290          | 185       | 445             | 565           | 855        | 740   | 725    |
| 1919 or earlier.....                       | 5,375             | 2,240      | 3,760       | 3,795     | 2,545     | 3,640          | 11,895  | 2,085     | 3,090        | 2,935     | 3,070           | 1,910         | 1,620      | 1,875 | 2,440  |
| <b>*ELECTRIC LIGHTING</b>                  |                   |            |             |           |           |                |         |           |              |           |                 |               |            |       |        |
| Number reporting.....                      | 7,175             | 3,510      | 4,510       | 4,925     | 3,450     | 5,275          | 17,830  | 5,125     | 3,825        | 3,360     | 3,930           | 2,690         | 3,035      | 3,615 | 3,330  |
| With electric lights.....                  | 7,155             | 3,495      | 4,470       | 4,915     | 3,430     | 5,265          | 17,710  | 5,115     | 3,795        | 3,340     | 3,905           | 2,690         | 3,025      | 3,600 | 3,315  |
| Percent with electric lights.....          | 99.7              | 99.6       | 99.1        | 99.8      | 99.4      | 99.8           | 99.3    | 99.8      | 99.2         | 99.4      | 99.4            | 100.0         | 99.7       | 99.6  | 99.5   |
| No electric lights.....                    | 20                | 15         | 40          | 10        | 20        | 10             | 120     | 10        | 30           | 20        | 25              | ...           | 10         | 15    | 15     |
| All occupied dwelling units.....           | 7,097             | 3,461      | 4,487       | 4,881     | 3,409     | 5,191          | 17,803  | 5,054     | 3,824        | 3,352     | 3,916           | 2,686         | 2,997      | 3,563 | 3,358  |
| <b>*HEATING EQUIPMENT</b>                  |                   |            |             |           |           |                |         |           |              |           |                 |               |            |       |        |
| Number report'g heating equipment.....     | 6,990             | 3,360      | 4,425       | 4,885     | 3,435     | 5,175          | 17,470  | 4,830     | 3,690        | 3,385     | 3,950           | 2,665         | 3,020      | 3,470 | 3,360  |
| Central heating.....                       | 4,650             | 2,760      | 3,695       | 3,580     | 2,680     | 3,855          | 14,395  | 4,195     | 2,780        | 2,320     | 3,110           | 2,310         | 2,520      | 3,170 | 2,690  |
| Percent with central heating.....          | 66.5              | 82.1       | 83.5        | 73.3      | 78.0      | 74.5           | 82.4    | 86.9      | 75.3         | 68.5      | 78.7            | 86.7          | 83.4       | 91.4  | 80.1   |
| Piped steam or hot water.....              | 930               | 695        | 3,280       | 1,975     | 630       | 1,780          | 8,980   | 1,460     | 1,215        | 1,135     | 1,425           | 2,015         | 360        | 1,700 | 935    |
| Warm air furnace.....                      | 3,720             | 2,065      | 415         | 1,605     | 2,050     | 2,075          | 5,415   | 2,735     | 1,565        | 1,185     | 1,685           | 295           | 2,160      | 1,470 | 1,755  |
| Noncentral heating.....                    | 2,330             | 565        | 630         | 1,295     | 725       | 1,320          | 2,825   | 630       | 865          | 1,060     | 835             | 315           | 490        | 285   | 580    |
| Other means with flue.....                 | 1,670             | 470        | 480         | 1,120     | 650       | 1,225          | 2,035   | 415       | 410          | 920       | 615             | 245           | 410        | 190   | 500    |
| Other means without flue.....              | 660               | 95         | 150         | 175       | 75        | 95             | 790     | 215       | 455          | 140       | 220             | 70            | 80         | 95    | 80     |
| Not heated.....                            | 10                | 35         | 100         | 10        | 30        | ...            | 250     | 5         | 45           | 5         | 5               | 40            | 10         | 15    | 90     |
| <b>*HEATING FUEL</b>                       |                   |            |             |           |           |                |         |           |              |           |                 |               |            |       |        |
| Number report'g heating equipment.....     | 6,990             | 3,360      | 4,425       | 4,885     | 3,435     | 5,175          | 17,470  | 4,830     | 3,690        | 3,385     | 3,950           | 2,665         | 3,020      | 3,470 | 3,360  |
| Central heating.....                       | 4,650             | 2,760      | 3,695       | 3,580     | 2,680     | 3,855          | 14,395  | 4,195     | 2,780        | 2,320     | 3,110           | 2,310         | 2,520      | 3,170 | 2,690  |
| Coal.....                                  | 2,560             | 2,100      | 3,465       | 2,550     | 1,630     | 2,685          | 6,080   | 2,600     | 1,620        | 1,825     | 2,650           | 1,285         | 1,340      | 1,720 | 2,170  |
| Wood.....                                  | 15                | ...        | ...         | 10        | 5         | ...            | 35      | ...       | 5            | ...       | ...             | ...           | 5          | ...   | 15     |
| Utility gas.....                           | 2,035             | 630        | 90          | 120       | 1,030     | 155            | 2,125   | 1,580     | 205          | 55        | 400             | 415           | 1,150      | 380   | 485    |
| Bottled gas.....                           | 10                | 5          | 20          | 5         | 5         | 10             | 50      | 15        | 10           | 5         | 5               | ...           | 5          | 30    | 5      |
| Liquid fuel.....                           | 10                | 5          | 5           | 830       | 10        | 920            | 5,645   | ...       | 745          | 420       | 45              | 515           | 10         | 1,025 | ...    |
| Other fuel.....                            | 10                | 5          | 75          | 35        | ...       | 60             | 260     | ...       | 175          | 15        | 10              | 55            | ...        | 10    | 10     |
| Not reported.....                          | 10                | 15         | 40          | 30        | ...       | 25             | 200     | ...       | 20           | ...       | ...             | 40            | 10         | 15    | 5      |
| Noncentral heating.....                    | 2,330             | 565        | 630         | 1,295     | 725       | 1,320          | 2,825   | 630       | 865          | 1,060     | 835             | 315           | 490        | 285   | 580    |
| Coal.....                                  | 740               | 350        | 600         | 735       | 350       | 630            | 1,410   | 420       | 345          | 830       | 435             | 125           | 150        | 40    | 295    |
| Wood.....                                  | 5                 | ...        | 10          | 15        | 5         | 10             | 25      | 5         | 5            | ...       | ...             | ...           | 5          | ...   | ...    |
| Utility gas.....                           | 1,540             | 195        | 10          | 30        | 365       | 60             | 265     | 185       | 115          | 10        | 320             | 70            | 305        | 55    | 270    |
| Bottled gas.....                           | 5                 | 10         | 5           | 15        | ...       | 15             | 5       | 10        | 15           | 5         | 10              | ...           | 5          | ...   | 5      |
| Liquid fuel.....                           | 25                | 5          | 5           | 480       | ...       | 600            | 920     | 5         | 200          | 15        | 115             | 15            | 175        | ...   | ...    |
| Electricity.....                           | 5                 | ...        | ...         | ...       | ...       | ...            | 5       | ...       | 10           | ...       | 10              | ...           | ...        | 10    | ...    |
| Other fuel.....                            | 5                 | 5          | ...         | 15        | ...       | 180            | ...     | 45        | 10           | 30        | ...             | 5             | ...        | 5     | ...    |
| Not reported.....                          | 5                 | ...        | ...         | 5         | 5         | 5              | 15      | 5         | 130          | 5         | 15              | 5             | 5          | ...   | 5      |
| None.....                                  | 10                | 35         | 100         | 10        | 30        | ...            | 250     | 5         | 45           | 5         | 5               | 40            | 10         | 15    | 90     |
| <b>*COOKING FUEL</b>                       |                   |            |             |           |           |                |         |           |              |           |                 |               |            |       |        |
| Number reporting.....                      | 7,040             | 3,505      | 4,390       | 4,840     | 3,365     | 5,105          | 17,295  | 4,995     | 3,875        | 3,310     | 3,835           | 2,610         | 2,905      | 3,505 | 3,350  |
| Coal.....                                  | 150               | 510        | 2,775       | 425       | 130       | 455            | 2,095   | 310       | 325          | 635       | 240             | 230           | 135        | 115   | 135    |
| Wood.....                                  | ...               | ...        | 10          | 30        | ...       | 50             | 180     | ...       | 10           | 20        | 5               | ...           | 10         | ...   | ...    |
| Utility gas.....                           | 6,385             | 2,815      | 950         | 3,100     | 3,120     | 2,920          | 13,025  | 4,580     | 2,465        | 1,985     | 3,035           | 2,045         | 2,690      | 3,095 | 3,065  |
| Bottled gas.....                           | 40                | 10         | 80          | 150       | 20        | 165            | 150     | 10        | 40           | 155       | 25              | 25            | 15         | 45    | 5      |
| Liquid fuel.....                           | ...               | ...        | ...         | 360       | ...       | 605            | 1,010   | ...       | 140          | 115       | ...             | 120           | ...        | 50    | 5      |
| Electricity.....                           | 465               | 155        | 575         | 690       | 90        | 900            | 710     | 90        | 870          | 375       | 515             | 190           | 55         | 200   | 140    |
| Other fuel.....                            | ...               | ...        | ...         | 60        | ...       | 5              | 100     | ...       | 20           | 15        | 5               | ...           | ...        | ...   | ...    |
| None.....                                  | ...               | 15         | ...         | 25        | 5         | 5              | 25      | 5         | 5            | 10        | 10              | ...           | ...        | ...   | ...    |
| <b>*REFRIGERATION EQUIPMENT</b>            |                   |            |             |           |           |                |         |           |              |           |                 |               |            |       |        |
| Number reporting.....                      | 7,040             | 3,460      | 4,410       | 4,810     | 3,385     | 5,145          | 17,370  | 5,070     | 3,765        | 3,320     | 3,875           | 2,670         | 3,015      | 3,585 | 3,295  |
| Mechanical.....                            | 6,600             | 3,210      | 3,665       | 3,920     | 3,155     | 4,465          | 14,525  | 4,770     | 3,465        | 2,740     | 3,545           | 2,510         | 2,860      | 3,335 | 3,040  |
| Percent with mechanical refrigeration..... | 93.8              | 92.8       | 83.1        | 81.5      | 93.2      | 86.8           | 83.6    | 94.1      | 92.0         | 82.5      | 91.5            | 94.0          | 94.9       | 93.0  | 92.3   |
| Ice.....                                   | 135               | 85         | 480         | 750       | 115       | 605            | 2,550   | 90        | 245          | 485       | 165             | 125           | 75         | 235   | 130    |
| Other or none.....                         | 305               | 165        | 265         | 100       | 115       | 75             | 295     | 210       | 55           | 95        | 165             | 35            | 80         | 15    | 125    |
| <b>*KITCHEN SINK</b>                       |                   |            |             |           |           |                |         |           |              |           |                 |               |            |       |        |
| Number reporting.....                      | 7,065             | 3,520      | 4,405       | 4,855     | 3,390     | 5,100          | 17,540  | 5,010     | 3,885        | 3,325     | 3,850           | 2,635         | 2,915      | 3,515 | 3,350  |
| With kitchen sink.....                     | 6,980             | 3,450      | 4,405       | 4,655     | 3,285     | 5,005          | 17,435  | 4,965     | 3,855        | 3,200     | 3,750           | 2,620         | 2,870      | 3,505 | 3,310  |
| Percent with kitchen sink.....             | 98.8              | 98.0       | 100.0       | 95.9      | 96.9      | 98.1           | 99.4    | 99.1      | 99.2         | 96.2      | 97.4            | 99.4          | 98.5       | 99.7  | 98.8   |
| <b>*RADIO</b>                              |                   |            |             |           |           |                |         |           |              |           |                 |               |            |       |        |
| Number reporting.....                      | 6,995             | 3,405      | 4,445       | 4,765     | 3,400     | 5,160          | 17,325  | 5,025     | 3,815        | 3,280     | 3,910           | 2,660         | 2,970      | 3,540 | 3,360  |
| With radio.....                            | 6,895             | 3,365      | 4,380       | 4,675     | 3,360     | 5,080          | 16,810  | 4,955     | 3,745        | 3,230     | 3,825           | 2,620         | 2,955      | 3,525 | 3,280  |
| Percent with radio.....                    | 98.6              | 98.8       | 98.5        | 98.1      | 98.8      | 98.4           | 97.0    | 98.6      | 98.2         | 98.5      | 97.8            | 98.5          | 99.5       | 99.6  | 97.6   |
| <b>*TELEVISION</b>                         |                   |            |             |           |           |                |         |           |              |           |                 |               |            |       |        |
| Number reporting.....                      | 6,955             | 3,415      | 4,375       | 4,760     | 3,390     | 5,125          | 17,115  | 5,010     | 3,800        | 3,285     | 3,900           | 2,600         | 2,945      | 3,525 | 3,355  |
| With television.....                       | 765               | 270        | 85          | 95        | 415       | 230            | 5,385   | 605       | 790          | 850       | 280             | 1,050         | 355        | 1,565 | 230    |
| Percent with television.....               | 11.0              | 7.9        | 1.9         | 2.0       | 12.2      | 4.5            | 31.5    | 12.1      | 20.8         | 25.9      | 7.2             | 40.4          | 12.1       | 44.4  | 6.9    |

Table 20.—YEAR BUILT AND EQUIPMENT, FOR STANDARD METROPOLITAN AREAS AND CONSTITUENT COUNTIES, URBANIZED AREAS, AND URBAN PLACES OF 10,000 OR MORE: 1950—Con.

[Asterisk (\*) denotes statistics based on 20-percent sample. Percent not shown where less than 0.1]

| Subject                                    | Urban places—Con. |         |         |          |        |              |        |         |          |            |         |            |          |           |         |
|--|-------------------|---------|---------|----------|--------|--------------|--------|---------|----------|------------|---------|------------|----------|-----------|---------|
|  | Dormont           | Du Bois | Dunmore | Duquesne | Easton | Ellwood City | Erie   | Farrell | Franklin | Greensburg | Hanover | Harrisburg | Hazleton | Homestead | Indiana |
| All dwelling units.....                    | 4,334             | 3,513   | 5,517   | 4,839    | 10,479 | 3,767        | 37,955 | 3,621   | 3,268    | 5,218      | 4,468   | 28,209     | 9,883    | 2,806     | 3,552   |
| <b>*YEAR BUILT</b>                         |                   |         |         |          |        |              |        |         |          |            |         |            |          |           |         |
| Number reporting.....                      | 4,245             | 3,425   | 5,435   | 4,720    | 10,380 | 3,765        | 37,100 | 3,580   | 3,135    | 5,180      | 4,340   | 27,650     | 9,770    | 2,730     | 3,440   |
| 1945 or later.....                         | 40                | 120     | 60      | 145      | 245    | 145          | 2,165  | 110     | 70       | 400        | 345     | 1,320      | 305      | 30        | 335     |
| 1940 to 1944.....                          | 25                | 35      | 20      | 425      | 50     | 345          | 1,690  | 170     | 5        | 100        | 180     | 765        | 150      | 20        | 70      |
| 1930 to 1939.....                          | 710               | 50      | 140     | 270      | 160    | 165          | 2,140  | 105     | 30       | 170        | 345     | 1,010      | 730      | 45        | 290     |
| 1920 to 1929.....                          | 2,035             | 230     | 1,120   | 1,100    | 1,130  | 1,125        | 6,940  | 585     | 275      | 730        | 600     | 4,115      | 2,215    | 360       | 815     |
| 1919 or earlier.....                       | 1,435             | 2,990   | 4,095   | 2,780    | 8,795  | 1,985        | 24,165 | 2,610   | 2,755    | 3,780      | 2,870   | 20,440     | 6,370    | 2,275     | 1,930   |
| <b>*ELECTRIC LIGHTING</b>                  |                   |         |         |          |        |              |        |         |          |            |         |            |          |           |         |
| Number reporting.....                      | 4,285             | 3,460   | 5,355   | 4,820    | 10,375 | 3,705        | 37,710 | 3,620   | 3,280    | 5,150      | 4,480   | 27,780     | 9,690    | 2,780     | 3,570   |
| With electric lights.....                  | 4,280             | 3,440   | 5,345   | 4,805    | 10,300 | 3,700        | 37,640 | 3,600   | 3,255    | 5,140      | 4,460   | 27,625     | 9,670    | 2,765     | 3,555   |
| Percent with electric lights.....          | 99.9              | 99.4    | 99.8    | 99.7     | 99.3   | 99.9         | 99.8   | 99.4    | 99.2     | 99.8       | 99.6    | 99.4       | 99.8     | 99.5      | 99.6    |
| No electric lights.....                    | 5                 | 20      | 10      | 15       | 75     | 5            | 70     | 20      | 25       | 10         | 20      | 155        | 20       | 15        | 15      |
| All occupied dwelling units.....           | 4,292             | 3,453   | 5,411   | 4,809    | 10,183 | 3,708        | 37,267 | 3,598   | 3,175    | 5,035      | 4,366   | 27,570     | 9,782    | 2,784     | 3,463   |
| <b>*HEATING EQUIPMENT</b>                  |                   |         |         |          |        |              |        |         |          |            |         |            |          |           |         |
| Number report'g heating equipment.....     | 4,210             | 3,380   | 5,370   | 4,510    | 10,145 | 3,675        | 36,815 | 3,645   | 3,135    | 5,135      | 4,335   | 27,355     | 9,760    | 2,665     | 3,520   |
| Central heating.....                       | 4,120             | 2,690   | 4,470   | 3,620    | 8,765  | 3,270        | 28,055 | 2,610   | 1,405    | 4,615      | 3,740   | 23,930     | 8,015    | 1,815     | 3,145   |
| Percent with central heating.....          | 97.9              | 79.6    | 83.2    | 80.3     | 86.4   | 89.0         | 76.2   | 71.6    | 44.8     | 89.9       | 86.3    | 87.5       | 82.1     | 68.1      | 89.3    |
| Piped steam or hot water.....              | 1,930             | 1,010   | 3,880   | 1,700    | 5,205  | 465          | 5,825  | 320     | 350      | 1,845      | 2,010   | 15,200     | 7,615    | 720       | 1,100   |
| Warm air furnace.....                      | 2,190             | 1,680   | 590     | 1,920    | 3,560  | 2,805        | 22,230 | 2,290   | 1,055    | 2,770      | 1,730   | 8,730      | 400      | 1,095     | 2,045   |
| Noncentral heating.....                    | 75                | 690     | 800     | 855      | 1,310  | 400          | 8,685  | 1,020   | 1,715    | 510        | 595     | 3,395      | 1,455    | 835       | 375     |
| Other means with flue.....                 | 70                | 625     | 710     | 670      | 1,135  | 330          | 7,300  | 850     | 1,395    | 405        | 515     | 2,810      | 1,260    | 700       | 225     |
| Other means without flue.....              | 5                 | 65      | 90      | 185      | 175    | 70           | 1,385  | 170     | 320      | 105        | 80      | 585        | 195      | 135       | 150     |
| Not heated.....                            | 15                | ...     | 100     | 35       | 70     | 5            | 75     | 15      | 15       | 10         | ...     | 30         | 290      | 15        | ...     |
| <b>*HEATING FUEL</b>                       |                   |         |         |          |        |              |        |         |          |            |         |            |          |           |         |
| Number report'g heating equipment.....     | 4,210             | 3,380   | 5,370   | 4,510    | 10,145 | 3,675        | 36,815 | 3,645   | 3,135    | 5,135      | 4,335   | 27,355     | 9,760    | 2,665     | 3,520   |
| Central heating.....                       | 4,120             | 2,690   | 4,470   | 3,620    | 8,765  | 3,270        | 28,055 | 2,610   | 1,405    | 4,615      | 3,740   | 23,930     | 8,015    | 1,815     | 3,145   |
| Coal.....                                  | 1,550             | 2,090   | 4,150   | 2,625    | 6,010  | 2,645        | 14,695 | 1,940   | 520      | 3,230      | 1,965   | 14,895     | 7,395    | 990       | 2,295   |
| Wood.....                                  | 5                 | ...     | 5       | 10       | 20     | ...          | 120    | ...     | 10       | 20         | 5       | 65         | 20       | 15        | 5       |
| Utility gas.....                           | 2,490             | 570     | 150     | 965      | 785    | 570          | 11,910 | 650     | 845      | 1,245      | 1,380   | 3,040      | 495      | 775       | 745     |
| Bottled gas.....                           | 20                | ...     | ...     | 10       | 15     | ...          | 105    | ...     | 10       | 15         | 5       | 65         | 10       | 5         | 35      |
| Liquid fuel.....                           | 15                | ...     | 85      | ...      | 1,625  | 45           | 620    | ...     | 5        | 25         | 365     | 4,575      | 5        | ...       | 30      |
| Other fuel.....                            | 35                | 5       | 65      | 5        | 265    | 5            | 370    | ...     | 10       | 55         | 20      | 1,145      | 45       | 10        | 15      |
| Not reported.....                          | 5                 | 25      | 15      | 5        | 45     | 5            | 235    | 15      | 5        | 25         | ...     | 145        | 45       | 20        | 20      |
| Noncentral heating.....                    | 75                | 690     | 800     | 855      | 1,310  | 400          | 8,685  | 1,020   | 1,715    | 510        | 595     | 3,395      | 1,455    | 835       | 375     |
| Coal.....                                  | 20                | 400     | 735     | 310      | 865    | 80           | 2,350  | 605     | 360      | 155        | 310     | 2,145      | 1,430    | 170       | 130     |
| Wood.....                                  | ...               | ...     | ...     | 5        | 20     | ...          | 45     | ...     | ...      | ...        | ...     | ...        | ...      | ...       | ...     |
| Utility gas.....                           | 50                | 280     | 15      | 530      | 45     | 295          | 5,325  | 390     | 1,320    | 315        | 120     | 260        | 15       | 655       | 180     |
| Bottled gas.....                           | ...               | ...     | 10      | ...      | 5      | ...          | 90     | ...     | 5        | ...        | ...     | ...        | ...      | ...       | ...     |
| Liquid fuel.....                           | ...               | ...     | 25      | ...      | 325    | 20           | 745    | 15      | ...      | ...        | ...     | ...        | ...      | ...       | ...     |
| Electricity.....                           | ...               | ...     | 10      | ...      | ...    | ...          | 10     | ...     | ...      | ...        | ...     | ...        | ...      | ...       | 40      |
| Other fuel.....                            | 5                 | 5       | 5       | 5        | 30     | ...          | 90     | ...     | ...      | ...        | ...     | ...        | ...      | ...       | ...     |
| Not reported.....                          | ...               | 5       | ...     | ...      | 20     | ...          | 30     | ...     | ...      | ...        | ...     | ...        | 75       | 5         | 15      |
| Not heated.....                            | 15                | ...     | 100     | 35       | 70     | 5            | 75     | 15      | 15       | 10         | ...     | ...        | 20       | 5         | 10      |
| <b>*COOKING FUEL</b>                       |                   |         |         |          |        |              |        |         |          |            |         |            |          |           |         |
| Number reporting.....                      | 4,205             | 3,440   | 5,340   | 4,750    | 10,040 | 3,705        | 36,525 | 3,465   | 3,150    | 4,920      | 4,370   | 27,315     | 9,670    | 2,770     | 3,400   |
| Coal.....                                  | 45                | 100     | 1,665   | 120      | 1,355  | 45           | 1,035  | 105     | 35       | 115        | 160     | 1,890      | 4,640    | 90        | 75      |
| Wood.....                                  | ...               | ...     | 5       | 5        | 30     | ...          | 40     | 10      | 5        | ...        | 10      | 175        | 10       | ...       | 5       |
| Utility gas.....                           | 3,970             | 3,200   | 2,785   | 4,555    | 7,840  | 3,500        | 32,640 | 3,235   | 2,985    | 4,015      | 3,180   | 22,715     | 3,995    | 2,655     | 2,940   |
| Bottled gas.....                           | 10                | 5       | 10      | 20       | 70     | ...          | 250    | 15      | 5        | 15         | 35      | 310        | 35       | ...       | 40      |
| Liquid fuel.....                           | 5                 | 25      | ...     | ...      | 250    | 5            | 180    | ...     | 5        | 5          | 145     | 505        | 5        | ...       | 15      |
| Electricity.....                           | 175               | 110     | 860     | 45       | 450    | 145          | 2,265  | 75      | 110      | 765        | 840     | 1,470      | 970      | 10        | 320     |
| Other fuel.....                            | ...               | ...     | 10      | ...      | 35     | ...          | 45     | 5       | 5        | 5          | ...     | 50         | ...      | ...       | ...     |
| None.....                                  | ...               | ...     | 5       | 5        | 10     | 10           | 70     | 20      | ...      | ...        | ...     | 200        | 15       | 15        | 5       |
| <b>*REFRIGERATION EQUIPMENT</b>            |                   |         |         |          |        |              |        |         |          |            |         |            |          |           |         |
| Number reporting.....                      | 4,245             | 3,405   | 5,260   | 4,750    | 10,130 | 3,650        | 37,080 | 3,610   | 3,190    | 5,000      | 4,400   | 27,115     | 9,590    | 2,765     | 3,505   |
| Mechanical.....                            | 4,215             | 3,030   | 4,610   | 4,385    | 9,115  | 3,470        | 33,600 | 3,140   | 2,765    | 4,750      | 4,065   | 24,545     | 7,990    | 2,440     | 3,245   |
| Percent with mechanical refrigeration..... | 99.3              | 89.0    | 87.6    | 92.3     | 90.0   | 95.1         | 90.6   | 87.0    | 86.7     | 95.0       | 92.4    | 90.5       | 83.3     | 88.2      | 92.6    |
| Ice.....                                   | 20                | 100     | 465     | 190      | 705    | 70           | 2,320  | 305     | 200      | 110        | 275     | 2,115      | 1,095    | 195       | 115     |
| Other or none.....                         | 10                | 275     | 185     | 175      | 310    | 110          | 1,160  | 165     | 225      | 140        | 60      | 455        | 505      | 130       | 145     |
| <b>*KITCHEN SINK</b>                       |                   |         |         |          |        |              |        |         |          |            |         |            |          |           |         |
| Number reporting.....                      | 4,215             | 3,440   | 5,350   | 4,760    | 10,035 | 3,720        | 36,660 | 3,485   | 3,165    | 4,930      | 4,390   | 27,400     | 9,680    | 2,765     | 3,400   |
| With kitchen sink.....                     | 4,200             | 3,400   | 5,330   | 4,730    | 9,875  | 3,670        | 36,230 | 3,445   | 3,130    | 4,910      | 4,325   | 26,700     | 9,655    | 2,690     | 3,340   |
| Percent with kitchen sink.....             | 99.6              | 98.8    | 99.6    | 99.4     | 98.4   | 98.7         | 98.8   | 98.9    | 98.9     | 99.6       | 98.5    | 97.4       | 99.7     | 97.3      | 98.2    |
| <b>*RADIO</b>                              |                   |         |         |          |        |              |        |         |          |            |         |            |          |           |         |
| Number reporting.....                      | 4,275             | 3,430   | 5,425   | 4,855    | 10,180 | 3,685        | 36,940 | 3,570   | 3,180    | 4,825      | 4,335   | 27,195     | 9,715    | 2,820     | 3,430   |
| With radio.....                            | 4,250             | 3,360   | 5,330   | 4,740    | 10,020 | 3,645        | 36,265 | 3,460   | 3,100    | 4,745      | 4,260   | 26,780     | 9,545    | 2,755     | 3,385   |
| Percent with radio.....                    | 99.4              | 98.0    | 98.2    | 97.6     | 98.4   | 98.9         | 98.2   | 96.9    | 97.5     | 98.3       | 98.3    | 98.5       | 98.3     | 97.7      | 98.7    |
| <b>*TELEVISION</b>                         |                   |         |         |          |        |              |        |         |          |            |         |            |          |           |         |
| Number reporting.....                      | 4,255             | 3,430   | 5,425   | 4,820    | 10,160 | 3,690        | 36,765 | 3,560   | 3,180    | 4,820      | 4,330   | 27,180     | 9,705    | 2,825     | 3,430   |
| With television.....                       | 560               | 70      | 115     | 490      | 985    | 390          | 8,425  | 105     | 40       | 525        | 405     | 715        | 345      | 375       | 250     |
| Percent with television.....               | 13.2              | 2.0     | 2.1     | 10.2     | 9.7    | 10.6         | 22.9   | 2.9     | 1.3      | 10.9       | 9.4     | 2.6        | 3.6      | 13.3      | 7.3     |

Table 20.—YEAR BUILT AND EQUIPMENT, FOR STANDARD METROPOLITAN AREAS AND CONSTITUENT COUNTIES, URBANIZED AREAS, AND URBAN PLACES OF 10,000 OR MORE: 1950—Con.

[Asterisk (\*) denotes statistics based on 20-percent sample. Percent not shown where less than 0.1]

| Subject                                    | Urban places—Con. |                |               |                |                |         |         |                |               |                 |                 |                 |                |          |                 |
|--|-------------------|----------------|---------------|----------------|----------------|---------|---------|----------------|---------------|-----------------|-----------------|-----------------|----------------|----------|-----------------|
|  | Jean-<br>nette    | Johns-<br>town | Kings-<br>ton | Lan-<br>caster | Lans-<br>downe | Latrobe | Lebanon | Lewis-<br>town | Lock<br>Haven | McKees-<br>port | McKees<br>Rocks | Mahoney<br>City | Mead-<br>ville | Monessen | Mount<br>Carmel |
| All dwelling units.....                    | 4,799             | 17,475         | 6,315         | 19,157         | 3,810          | 3,375   | 8,295   | 4,569          | 3,389         | 15,039          | 4,679           | 3,236           | 6,204          | 5,174    | 4,039           |
| <b>*YEAR BUILT</b>                         |                   |                |               |                |                |         |         |                |               |                 |                 |                 |                |          |                 |
| Number reporting.....                      | 4,720             | 17,285         | 6,215         | 18,865         | 3,675          | 3,350   | 8,170   | 4,555          | 3,295         | 14,800          | 4,530           | 3,105           | 6,050          | 5,105    | 3,915           |
| 1945 or later.....                         | 295               | 295            | 170           | 700            | 35             | 260     | 260     | 220            | 120           | 250             | 60              | 15              | 160            | 300      | 15              |
| 1940 to 1944.....                          | 135               | 310            | 100           | 205            | 215            | 110     | 195     | 55             | 20            | 735             | 160             | ...             | 65             | 55       | 10              |
| 1930 to 1939.....                          | 305               | 435            | 335           | 780            | 505            | 250     | 175     | 350            | 200           | 810             | 455             | 30              | 560            | 275      | 140             |
| 1920 to 1929.....                          | 1,185             | 2,660          | 2,055         | 2,350          | 1,485          | 490     | 460     | 1,000          | 425           | 2,750           | 710             | 200             | 785            | 950      | 625             |
| 1919 or earlier.....                       | 2,800             | 13,585         | 3,555         | 14,830         | 1,435          | 2,240   | 7,080   | 2,930          | 2,530         | 10,255          | 3,145           | 2,860           | 4,480          | 3,525    | 3,125           |
| <b>*ELECTRIC LIGHTING</b>                  |                   |                |               |                |                |         |         |                |               |                 |                 |                 |                |          |                 |
| Number reporting.....                      | 4,835             | 17,285         | 6,265         | 19,135         | 3,710          | 3,310   | 8,340   | 4,475          | 3,365         | 15,090          | 4,625           | 3,210           | 5,980          | 5,130    | 3,925           |
| With electric lights.....                  | 4,820             | 17,210         | 6,245         | 18,975         | 3,705          | 3,300   | 8,310   | 4,465          | 3,355         | 15,005          | 4,590           | 3,185           | 5,930          | 5,125    | 3,910           |
| Percent with electric lights.....          | 99.7              | 99.6           | 99.7          | 99.2           | 99.9           | 99.7    | 99.6    | 99.8           | 99.7          | 99.4            | 99.2            | 99.2            | 99.2           | 99.9     | 99.9            |
| No electric lights.....                    | 15                | 75             | 20            | 160            | 5              | 10      | 30      | 10             | 10            | 85              | 35              | 25              | 50             | 5        | 15              |
| All occupied dwelling units.....           | 4,714             | 17,308         | 6,224         | 18,846         | 3,774          | 3,303   | 8,122   | 4,452          | 3,322         | 14,851          | 4,637           | 3,144           | 5,985          | 5,089    | 3,968           |
| <b>*HEATING EQUIPMENT</b>                  |                   |                |               |                |                |         |         |                |               |                 |                 |                 |                |          |                 |
| Number report'g heating equipment.....     | 4,750             | 17,150         | 6,200         | 18,865         | 3,400          | 3,320   | 8,120   | 4,455          | 3,225         | 14,920          | 4,555           | 3,135           | 6,040          | 4,980    | 3,960           |
| Central heating.....                       | 3,865             | 13,650         | 5,650         | 16,255         | 3,085          | 2,970   | 5,815   | 3,540          | 2,675         | 10,755          | 2,830           | 1,590           | 3,470          | 3,310    | 2,460           |
| Percent with central heating.....          | 81.4              | 79.6           | 91.1          | 86.2           | 90.7           | 89.5    | 71.6    | 79.5           | 82.9          | 72.1            | 62.1            | 50.7            | 57.5           | 66.5     | 62.1            |
| Piped steam or hot water.....              | 1,395             | 10,140         | 4,150         | 9,260          | 2,630          | 980     | 3,600   | 2,270          | 1,820         | 2,750           | 1,305           | 1,425           | 525            | 650      | 2,135           |
| Warm air furnaces.....                     | 2,470             | 3,510          | 1,500         | 6,995          | 455            | 1,990   | 2,215   | 1,270          | 855           | 8,005           | 1,525           | 165             | 2,945          | 2,660    | 325             |
| Noncentral heating.....                    | 885               | 3,285          | 400           | 2,550          | 305            | 345     | 2,295   | 900            | 550           | 3,745           | 1,655           | 1,525           | 2,525          | 1,525    | 1,210           |
| Other means with flue.....                 | 710               | 2,635          | 295           | 2,045          | 110            | 285     | 2,115   | 820            | 525           | 2,845           | 1,520           | 1,490           | 2,095          | 1,220    | 1,175           |
| Other means without flue.....              | 175               | 650            | 105           | 505            | 195            | 60      | 180     | 80             | 25            | 900             | 135             | 35              | 430            | 305      | 35              |
| Not heated.....                            | ...               | 215            | 150           | 60             | 10             | 5       | 10      | 15             | ...           | 420             | 70              | 20              | 45             | 145      | 290             |
| <b>*HEATING FUEL</b>                       |                   |                |               |                |                |         |         |                |               |                 |                 |                 |                |          |                 |
| Number report'g heating equipment.....     | 4,750             | 17,150         | 6,200         | 18,865         | 3,400          | 3,320   | 8,120   | 4,455          | 3,225         | 14,920          | 4,555           | 3,135           | 6,040          | 4,980    | 3,960           |
| Central heating.....                       | 3,865             | 13,650         | 5,650         | 16,255         | 3,085          | 2,970   | 5,815   | 3,540          | 2,675         | 10,755          | 2,830           | 1,590           | 3,470          | 3,310    | 2,460           |
| Coal.....                                  | 3,195             | 10,050         | 5,310         | 10,900         | 790            | 1,945   | 4,345   | 2,895          | 2,420         | 6,780           | 2,070           | 1,560           | 1,275          | 2,775    | 2,415           |
| Wood.....                                  | 10                | 45             | ...           | 60             | 10             | 15      | 10      | ...            | ...           | 5               | 10              | 10              | 35             | ...      | ...             |
| Utility gas.....                           | 610               | 2,945          | 95            | 945            | 470            | 955     | 195     | 35             | 3,920         | 730             | 15              | 2,085           | 510            | 25       | ...             |
| Bottled gas.....                           | ...               | 35             | ...           | 25             | 25             | 15      | ...     | ...            | ...           | 5               | 10              | ...             | 5              | ...      | 5               |
| Liquid fuel.....                           | 25                | 45             | 155           | 3,960          | 1,735          | 10      | 960     | 485            | 200           | 5               | ...             | ...             | 10             | ...      | ...             |
| Other fuel.....                            | 20                | 450            | 50            | 270            | 30             | 25      | 275     | 65             | 15            | 25              | 5               | ...             | 5              | 20       | 15              |
| Not reported.....                          | 5                 | 80             | 40            | 95             | 25             | 5       | 30      | 10             | 5             | 15              | 15              | ...             | 40             | 10       | 10              |
| Noncentral heating.....                    | 885               | 3,285          | 400           | 2,550          | 305            | 345     | 2,295   | 900            | 550           | 3,745           | 1,655           | 1,525           | 2,525          | 1,525    | 1,210           |
| Coal.....                                  | 440               | 2,045          | 370           | 1,465          | 30             | 90      | 1,705   | 515            | 400           | 960             | 710             | 1,505           | 465            | 525      | 1,205           |
| Wood.....                                  | 5                 | 10             | 5             | 95             | ...            | ...     | 20      | 30             | ...           | ...             | ...             | ...             | 20             | 5        | ...             |
| Utility gas.....                           | 385               | 1,080          | 5             | 165            | 115            | 215     | 20      | 30             | ...           | 2,750           | 935             | ...             | 1,995          | 990      | 5               |
| Bottled gas.....                           | ...               | 20             | ...           | ...            | ...            | ...     | 5       | ...            | ...           | 5               | ...             | 10              | 15             | ...      | ...             |
| Liquid fuel.....                           | 30                | 55             | 15            | 675            | 155            | 15      | 455     | 300            | 145           | 15              | ...             | 5               | 30             | 5        | ...             |
| Electricity.....                           | 15                | 10             | ...           | ...            | ...            | 15      | ...     | ...            | ...           | ...             | ...             | 5               | ...            | ...      | ...             |
| Other fuel.....                            | 10                | 55             | 5             | 85             | ...            | 5       | 90      | 15             | 5             | 5               | ...             | ...             | ...            | ...      | ...             |
| Not reported.....                          | ...               | 10             | ...           | 65             | 5              | 5       | ...     | ...            | ...           | 10              | ...             | ...             | ...            | ...      | ...             |
| Not heated.....                            | ...               | 215            | 150           | 60             | 10             | 5       | 10      | 15             | ...           | 420             | 70              | 20              | 45             | 145      | 290             |
| <b>*COOKING FUEL</b>                       |                   |                |               |                |                |         |         |                |               |                 |                 |                 |                |          |                 |
| Number reporting.....                      | 4,645             | 17,085         | 6,190         | 18,585         | 3,630          | 3,250   | 7,955   | 4,375          | 3,265         | 14,525          | 4,505           | 3,110           | 5,940          | 5,085    | 3,980           |
| Coal.....                                  | 135               | 1,425          | 2,520         | 1,255          | 70             | 120     | 1,385   | 480            | 620           | 645             | 475             | 2,565           | 85             | 120      | 3,090           |
| Wood.....                                  | ...               | 10             | ...           | 115            | ...            | ...     | 20      | 70             | 15            | 5               | 5               | ...             | 5              | ...      | ...             |
| Utility gas.....                           | 3,935             | 14,910         | 2,920         | 15,385         | 2,630          | 2,615   | 3,775   | 1,930          | 1,035         | 13,655          | 3,980           | 175             | 5,440          | 4,705    | 475             |
| Bottled gas.....                           | 15                | 65             | 60            | 255            | 80             | 15      | 150     | 20             | 105           | 25              | 10              | 40              | 5              | 20       | 90              |
| Liquid fuel.....                           | ...               | 80             | 20            | 450            | 120            | ...     | 170     | 425            | 145           | ...             | ...             | 5               | 10             | 5        | 5               |
| Electricity.....                           | 555               | 510            | 670           | 930            | 725            | 475     | 2,325   | 1,405          | 1,275         | 190             | 15              | 315             | 395            | 230      | 320             |
| Other fuel.....                            | ...               | 40             | ...           | 60             | ...            | 5       | 95      | 45             | 30            | ...             | 5               | ...             | 5              | ...      | ...             |
| None.....                                  | 5                 | 45             | ...           | 135            | 5              | 15      | 35      | ...            | 40            | ...             | 15              | 5               | ...            | ...      | ...             |
| <b>*REFRIGERATION EQUIPMENT</b>            |                   |                |               |                |                |         |         |                |               |                 |                 |                 |                |          |                 |
| Number reporting.....                      | 4,730             | 17,110         | 6,165         | 18,815         | 3,655          | 3,230   | 8,165   | 4,405          | 3,320         | 14,835          | 4,575           | 3,155           | 5,800          | 5,030    | 3,855           |
| Mechanical.....                            | 4,485             | 14,900         | 5,465         | 16,525         | 3,590          | 3,090   | 7,005   | 3,780          | 2,960         | 13,100          | 3,930           | 2,440           | 5,220          | 4,640    | 3,015           |
| Percent with mechanical refrigeration..... | 94.8              | 87.1           | 88.6          | 87.8           | 98.2           | 95.7    | 85.8    | 85.8           | 89.2          | 88.3            | 85.9            | 77.3            | 90.0           | 92.2     | 78.2            |
| Ice.....                                   | 100               | 710            | 595           | 1,890          | 55             | 35      | 975     | 460            | 250           | 1,135           | 355             | 605             | 315            | 135      | 650             |
| Other or none.....                         | 145               | 1,500          | 105           | 400            | 10             | 105     | 185     | 165            | 110           | 600             | 290             | 110             | 265            | 255      | 190             |
| <b>*KITCHEN SINK</b>                       |                   |                |               |                |                |         |         |                |               |                 |                 |                 |                |          |                 |
| Number reporting.....                      | 4,675             | 17,100         | 6,200         | 18,620         | 3,665          | 3,260   | 7,945   | 4,405          | 3,305         | 14,460          | 4,505           | 3,120           | 5,970          | 5,080    | 3,985           |
| With kitchen sink.....                     | 4,625             | 16,795         | 6,200         | 18,210         | 3,660          | 3,205   | 7,595   | 4,325          | 3,250         | 14,070          | 4,455           | 3,100           | 5,905          | 5,045    | 3,975           |
| Percent with kitchen sink.....             | 98.9              | 98.2           | 100.0         | 97.8           | 99.9           | 98.3    | 95.6    | 98.2           | 98.3          | 97.3            | 98.9            | 99.4            | 98.9           | 99.3     | 99.7            |
| <b>*RADIO</b>                              |                   |                |               |                |                |         |         |                |               |                 |                 |                 |                |          |                 |
| Number reporting.....                      | 4,625             | 17,255         | 6,095         | 18,705         | 3,705          | 3,290   | 7,990   | 4,445          | 3,325         | 14,690          | 4,675           | 3,125           | 5,885          | 5,085    | 3,865           |
| With radio.....                            | 4,565             | 16,925         | 6,035         | 18,360         | 3,675          | 3,245   | 7,825   | 4,355          | 3,275         | 14,250          | 4,420           | 3,060           | 5,770          | 4,960    | 3,790           |
| Percent with radio.....                    | 98.7              | 98.1           | 99.0          | 98.2           | 99.2           | 98.6    | 97.9    | 98.0           | 98.5          | 97.0            | 94.5            | 97.9            | 98.0           | 97.5     | 98.1            |
| <b>*TELEVISION</b>                         |                   |                |               |                |                |         |         |                |               |                 |                 |                 |                |          |                 |
| Number reporting.....                      | 4,645             | 17,210         | 6,080         | 18,670         | 3,660          | 3,280   | 7,995   | 4,420          | 3,325         | 14,645          | 4,635           | 3,125           | 5,825          | 5,080    | 3,855           |
| With television.....                       | 565               | 1,360          | 50            | 5,050          | 1,195          | 255     | 960     | 20             | 15            | 2,215           | 600             | 25              | 80             | 370      | 60              |
| Percent with television.....               | 12.2              | 7.9            | 0.8           | 27.0           | 32.7           | 7.8     | 12.0    | 0.5            | 0.5           | 15.1            | 12.9            | 0.8             | 1.4            | 7.3      | 1.6             |

HOUSING—GENERAL CHARACTERISTICS

Table 20.—YEAR BUILT AND EQUIPMENT, FOR STANDARD METROPOLITAN AREAS AND CONSTITUENT COUNTIES, URBANIZED AREAS, AND URBAN PLACES OF 10,000 OR MORE: 1950—Con.

[Asterisk (\*) denotes statistics based on 20-percent sample. Percent not shown where less than 0.1]

| Subject                                    | Urban places—Con. |            |            |                |             |                |          |               |               |             |          |           |            |             | Reading |
|--|-------------------|------------|------------|----------------|-------------|----------------|----------|---------------|---------------|-------------|----------|-----------|------------|-------------|---------|
|  | Munhall           | Nan-ticoke | New Castle | New Kensington | Norris-town | North Braddock | Oil City | Phila-delphia | Phoenix-ville | Pitta-burgh | Pittston | Flym-outh | Potts-town | Potts-ville |         |
| All dwelling units.....                    | 4,688             | 6,008      | 14,282     | 7,426          | 9,180       | 4,007          | 5,930    | 599,495       | 3,487         | 193,889     | 3,946    | 3,791     | 6,665      | 6,827       | 32,890  |
| <b>*YEAR BUILT</b>                         |                   |            |            |                |             |                |          |               |               |             |          |           |            |             |         |
| Number reporting.....                      | 4,640             | 5,810      | 13,955     | 7,265          | 8,640       | 3,770          | 5,920    | 578,710       | 3,400         | 189,570     | 3,820    | 3,730     | 6,570      | 6,440       | 32,440  |
| 1945 or later.....                         | 265               | 15         | 335        | 465            | 270         | 40             | 30       | 22,785        | 270           | 5,680       | ...      | 25        | 400        | 65          | 395     |
| 1940 to 1944.....                          | 775               | 20         | 170        | 595            | 65          | 185            | 5        | 22,970        | 50            | 6,370       | 15       | 20        | 400        | 35          | 515     |
| 1930 to 1939.....                          | 385               | 235        | 405        | 745            | 375         | 120            | 155      | 26,625        | 145           | 9,825       | 60       | 100       | 285        | 185         | 1,020   |
| 1920 to 1919.....                          | 1,115             | 1,335      | 2,855      | 1,935          | 1,410       | 435            | 825      | 94,665        | 435           | 31,110      | 645      | 345       | 1,235      | 840         | 3,080   |
| 1919 or earlier.....                       | 2,100             | 4,205      | 10,190     | 3,525          | 6,520       | 2,990          | 4,905    | 411,665       | 2,500         | 136,585     | 3,100    | 3,240     | 4,250      | 5,315       | 27,470  |
| <b>*ELECTRIC LIGHTING</b>                  |                   |            |            |                |             |                |          |               |               |             |          |           |            |             |         |
| Number reporting.....                      | 4,595             | 5,975      | 14,110     | 7,300          | 8,935       | 4,040          | 5,830    | 586,865       | 3,525         | 191,735     | 3,925    | 3,765     | 6,510      | 6,700       | 32,695  |
| With electric lights.....                  | 4,585             | 5,945      | 14,045     | 7,265          | 8,895       | 4,030          | 5,800    | 584,135       | 3,505         | 190,895     | 3,910    | 3,750     | 6,500      | 6,640       | 32,605  |
| Percent with electric lights.....          | 99.8              | 99.5       | 99.5       | 99.5           | 99.6        | 99.8           | 99.5     | 99.5          | 99.4          | 99.6        | 99.6     | 99.6      | 99.8       | 99.1        | 99.7    |
| No electric lights.....                    | 10                | 30         | 65         | 35             | 40          | 10             | 30       | 2,730         | 20            | 840         | 15       | 15        | 10         | 60          | 90      |
| All occupied dwelling units.....           | 4,635             | 5,944      | 14,093     | 7,307          | 9,083       | 3,979          | 5,814    | 584,698       | 3,405         | 190,892     | 3,861    | 3,729     | 6,589      | 6,699       | 32,304  |
| <b>*HEATING EQUIPMENT</b>                  |                   |            |            |                |             |                |          |               |               |             |          |           |            |             |         |
| Number report'g heating equipment.....     | 4,555             | 5,880      | 14,085     | 7,335          | 8,865       | 3,885          | 5,725    | 573,615       | 3,405         | 188,310     | 3,890    | 3,645     | 6,560      | 6,590       | 32,215  |
| Central heating.....                       | 3,545             | 3,620      | 12,110     | 6,110          | 8,290       | 2,960          | 2,485    | 530,075       | 3,000         | 121,235     | 2,795    | 1,955     | 5,835      | 5,695       | 29,255  |
| Percent with central heating.....          | 77.8              | 61.6       | 86.0       | 83.3           | 93.5        | 76.2           | 43.4     | 92.4          | 88.1          | 64.4        | 71.9     | 53.6      | 88.9       | 86.4        | 90.8    |
| Piped steam or hot water.....              | 605               | 3,420      | 1,655      | 1,075          | 6,920       | 1,005          | 670      | 377,990       | 2,130         | 52,690      | 2,150    | 1,665     | 3,805      | 4,075       | 19,285  |
| Warm air furnace.....                      | 2,940             | 200        | 10,455     | 5,035          | 1,370       | 1,955          | 1,815    | 152,085       | 870           | 68,545      | 645      | 290       | 2,030      | 1,620       | 10,000  |
| Noncentral heating.....                    | 990               | 1,770      | 1,950      | 1,220          | 470         | 895            | 3,235    | 39,750        | 400           | 65,365      | 1,060    | 1,385     | 685        | 860         | 2,715   |
| Other means with flue.....                 | 880               | 1,650      | 1,705      | 940            | 320         | 785            | 2,505    | 28,505        | 330           | 54,225      | 975      | 980       | 370        | 765         | 1,925   |
| Other means without flue.....              | 110               | 120        | 245        | 280            | 150         | 110            | 730      | 11,245        | 70            | 11,140      | 85       | 405       | 315        | 95          | 790     |
| Not heated.....                            | 20                | 490        | 25         | 5              | 105         | 30             | 5        | 3,790         | 5             | 1,710       | 35       | 305       | 40         | 35          | 245     |
| <b>*HEATING FUEL</b>                       |                   |            |            |                |             |                |          |               |               |             |          |           |            |             |         |
| Number report'g heating equipment.....     | 4,555             | 5,880      | 14,085     | 7,335          | 8,865       | 3,885          | 5,725    | 573,615       | 3,405         | 188,310     | 3,890    | 3,645     | 6,560      | 6,590       | 32,215  |
| Central heating.....                       | 3,545             | 3,620      | 12,110     | 6,110          | 8,290       | 2,960          | 2,485    | 530,075       | 3,000         | 121,235     | 2,795    | 1,955     | 5,835      | 5,695       | 29,255  |
| Coal.....                                  | 1,590             | 3,495      | 10,255     | 4,470          | 4,190       | 1,835          | 560      | 259,545       | 1,780         | 48,155      | 2,760    | 1,860     | 3,750      | 5,220       | 21,295  |
| Wood.....                                  | ...               | 10         | 60         | 20             | 10          | ...            | 15       | 1,040         | 5             | 490         | ...      | ...       | 10         | 20          | 45      |
| Utility gas.....                           | 1,940             | 60         | 1,600      | 1,545          | 1,520       | 1,085          | 1,880    | 96,530        | 120           | 70,870      | 25       | 65        | 145        | 250         | 2,080   |
| Bottled gas.....                           | 5                 | 5          | 5          | 40             | 15          | 15             | 5        | 3,670         | ...           | 310         | 5        | 5         | ...        | 25          | 40      |
| Liquid fuel.....                           | ...               | ...        | 50         | 10             | 2,090       | 5              | 5        | 158,880       | 750           | 300         | 5        | ...       | 1,705      | 5           | 4,930   |
| Other fuel.....                            | 5                 | 15         | 55         | 5              | 325         | 15             | ...      | 7,800         | 335           | 520         | ...      | 20        | 195        | 115         | 750     |
| Not reported.....                          | 5                 | 35         | 85         | 20             | 140         | 5              | 20       | 4,610         | 10            | 590         | ...      | 5         | 30         | 60          | 115     |
| Noncentral heating.....                    | 990               | 1,770      | 1,950      | 1,220          | 470         | 895            | 3,235    | 39,750        | 400           | 65,365      | 1,060    | 1,385     | 685        | 860         | 2,715   |
| Coal.....                                  | 125               | 1,755      | 790        | 450            | 255         | 230            | 615      | 16,595        | 325           | 11,385      | 1,015    | 1,365     | 380        | 840         | 2,065   |
| Wood.....                                  | ...               | 5          | 15         | 5              | ...         | 5              | ...      | 730           | 10            | 185         | 5        | ...       | ...        | 5           | 45      |
| Utility gas.....                           | 855               | ...        | 1,035      | 715            | 640         | 75             | 2,585    | 8,315         | 5             | 52,830      | 25       | 15        | 35         | 5           | 205     |
| Bottled gas.....                           | ...               | ...        | 10         | ...            | 20          | 10             | 10       | 320           | ...           | 345         | ...      | 5         | ...        | 5           | 10      |
| Liquid fuel.....                           | ...               | ...        | 60         | 35             | 80          | 10             | 5        | 11,215        | 30            | 245         | ...      | ...       | 125        | ...         | 305     |
| Electricity.....                           | ...               | ...        | ...        | ...            | 10          | ...            | 5        | 205           | 5             | 90          | ...      | ...       | ...        | 5           | 20      |
| Other fuel.....                            | 5                 | ...        | 25         | 5              | 20          | ...            | 10       | 1,800         | 25            | 75          | 10       | ...       | 135        | ...         | 60      |
| Not reported.....                          | 5                 | 10         | 15         | 10             | 10          | ...            | 5        | 570           | ...           | 290         | 5        | ...       | 10         | ...         | 5       |
| Not heated.....                            | 20                | 490        | 25         | 5              | 105         | 30             | 5        | 3,790         | 5             | 1,710       | 35       | 305       | 40         | 35          | 245     |
| <b>*COOKING FUEL</b>                       |                   |            |            |                |             |                |          |               |               |             |          |           |            |             |         |
| Number reporting.....                      | 4,595             | 5,935      | 14,025     | 7,320          | 8,575       | 3,920          | 5,725    | 572,125       | 3,320         | 187,405     | 3,775    | 3,715     | 6,450      | 6,670       | 31,975  |
| Coal.....                                  | 75                | 5,195      | 740        | 120            | 580         | 120            | 160      | 51,615        | 585           | 4,540       | 2,470    | 2,975     | 1,210      | 2,690       | 2,830   |
| Wood.....                                  | 5                 | ...        | 5          | ...            | 25          | 5              | 5        | 1,850         | 25            | 170         | 5        | ...       | 15         | 5           | 85      |
| Utility gas.....                           | 4,400             | 565        | 12,320     | 6,515          | 6,735       | 3,725          | 5,450    | 472,915       | 1,640         | 178,545     | 915      | 580       | 2,520      | 3,040       | 24,425  |
| Bottled gas.....                           | 5                 | 65         | 90         | 40             | 125         | 25             | 10       | 4,680         | 35            | 615         | 65       | 50        | 85         | 55          | 345     |
| Liquid fuel.....                           | 5                 | ...        | 5          | ...            | 160         | ...            | 5        | 23,150        | 30            | 95          | ...      | ...       | 190        | ...         | 325     |
| Electricity.....                           | 100               | 105        | 825        | 625            | 910         | 40             | 90       | 14,485        | 920           | 2,880       | 305      | 105       | 2,220      | 875         | 3,780   |
| Other fuel.....                            | 5                 | ...        | 35         | 5              | 15          | 5              | 5        | 1,950         | 85            | 60          | 5        | ...       | 190        | ...         | 45      |
| None.....                                  | ...               | 5          | 5          | 15             | 25          | ...            | ...      | 1,480         | ...           | 500         | 10       | 5         | 20         | 5           | 140     |
| <b>*REFRIGERATION EQUIPMENT</b>            |                   |            |            |                |             |                |          |               |               |             |          |           |            |             |         |
| Number reporting.....                      | 4,530             | 5,890      | 13,895     | 7,210          | 8,820       | 4,000          | 5,740    | 570,505       | 3,445         | 188,610     | 3,830    | 3,720     | 6,430      | 6,540       | 32,170  |
| Mechanical.....                            | 4,390             | 4,385      | 12,745     | 6,560          | 8,470       | 3,710          | 5,190    | 495,690       | 3,275         | 169,725     | 3,290    | 2,785     | 6,085      | 5,430       | 28,925  |
| Percent with mechanical refrigeration..... | 96.9              | 74.4       | 91.7       | 91.0           | 96.0        | 92.8           | 90.4     | 86.9          | 95.1          | 90.0        | 85.9     | 74.9      | 94.6       | 83.0        | 89.9    |
| Ice.....                                   | 60                | 1,240      | 555        | 315            | 215         | 170            | 260      | 66,310        | 95            | 12,875      | 395      | 730       | 260        | 960         | 2,520   |
| Other or none.....                         | 80                | 265        | 595        | 335            | 135         | 120            | 290      | 8,505         | 75            | 6,010       | 145      | 205       | 85         | 150         | 725     |
| <b>*KITCHEN SINK</b>                       |                   |            |            |                |             |                |          |               |               |             |          |           |            |             |         |
| Number reporting.....                      | 4,595             | 5,930      | 14,080     | 7,320          | 8,685       | 3,925          | 5,720    | 572,745       | 3,330         | 187,645     | 3,770    | 3,725     | 6,435      | 6,690       | 32,030  |
| With kitchen sink.....                     | 4,575             | 5,900      | 13,850     | 7,255          | 8,580       | 3,895          | 5,655    | 569,080       | 3,285         | 183,965     | 3,755    | 3,725     | 6,330      | 6,650       | 31,495  |
| Percent with kitchen sink.....             | 99.6              | 99.5       | 98.4       | 99.1           | 98.8        | 99.2           | 98.9     | 99.4          | 98.6          | 98.0        | 99.6     | 100.0     | 98.4       | 99.4        | 98.3    |
| <b>*RADIO</b>                              |                   |            |            |                |             |                |          |               |               |             |          |           |            |             |         |
| Number reporting.....                      | 4,645             | 5,980      | 13,925     | 7,245          | 8,950       | 3,980          | 5,720    | 574,270       | 3,335         | 188,915     | 3,930    | 3,700     | 6,475      | 6,710       | 32,205  |
| With radio.....                            | 4,595             | 5,780      | 13,680     | 7,140          | 8,835       | 3,915          | 5,600    | 563,440       | 3,270         | 184,805     | 3,855    | 3,625     | 6,380      | 6,615       | 31,655  |
| Percent with radio.....                    | 98.9              | 96.7       | 98.2       | 98.6           | 98.7        | 98.4           | 97.9     | 98.1          | 98.1          | 97.8        | 98.1     | 98.0      | 98.5       | 98.6        | 98.3    |
| <b>*TELEVISION</b>                         |                   |            |            |                |             |                |          |               |               |             |          |           |            |             |         |
| Number reporting.....                      | 4,640             | 5,935      | 13,865     | 7,240          | 8,830       | 3,960          | 5,710    | 570,940       | 3,310         | 188,330     | 3,925    | 3,705     | 6,465      | 6,680       | 32,115  |
| With television.....                       | 755               | 55         | 725        | 1,010          | 3,400       | 605            | 60       | 199,685       | 1,335         | 26,450      | 30       | 25        | 1,870      | 275         | 4,890   |
| Percent with television.....               | 16.3              | 0.9        | 5.2        | 14.0           | 38.5        | 15.3           | 1.1      | 35.0          | 40.3          | 14.0        | 0.8      | 0.7       | 28.9       | 4.1         | 15.2    |

Table 20.—YEAR BUILT AND EQUIPMENT, FOR STANDARD METROPOLITAN AREAS AND CONSTITUENT COUNTIES, URBANIZED AREAS, AND URBAN PLACES OF 10,000 OR MORE: 1950—Con.

[Asterisk (\*) denotes statistics based on 20-percent sample. Percent not shown where less than 0.1]

| Subject                                    | Urban places—Con. |          |        |            |               |          |         |           |         |              |           |
|--|-------------------|----------|--------|------------|---------------|----------|---------|-----------|---------|--------------|-----------|
|  | Scranton          | Shamokin | Sharon | Shenandoah | State College | Steelton | Sunbury | Swissvale | Tamaqua | Turtle Creek | Uniontown |
| All dwelling units.....                    | 36,997            | 5,088    | 7,666  | 4,521      | 3,105         | 3,303    | 4,981   | 4,644     | 3,244   | 3,492        | 6,179     |
| <b>*YEAR BUILT</b>                         |                   |          |        |            |               |          |         |           |         |              |           |
| Number reporting.....                      | 35,660            | 4,950    | 7,480  | 4,345      | 3,065         | 3,320    | 4,895   | 4,550     | 3,255   | 3,395        | 5,990     |
| 1945 or later.....                         | 190               | 15       | 260    | 15         | 695           | 40       | 95      | 160       | 15      | 70           | 105       |
| 1940 to 1944.....                          | 30                | 10       | 200    | ...        | 160           | 15       | 25      | 95        | 10      | 595          | 110       |
| 1930 to 1939.....                          | 900               | 45       | 365    | 50         | 730           | 35       | 90      | 295       | 60      | 150          | 315       |
| 1920 to 1929.....                          | 4,900             | 495      | 2,090  | 285        | 605           | 365      | 530     | 1,470     | 595     | 715          | 1,330     |
| 1919 or earlier.....                       | 29,640            | 4,385    | 4,565  | 3,995      | 875           | 2,865    | 4,155   | 2,530     | 2,575   | 1,865        | 4,130     |
| <b>*ELECTRIC LIGHTING</b>                  |                   |          |        |            |               |          |         |           |         |              |           |
| Number reporting.....                      | 36,525            | 5,020    | 7,640  | 4,400      | 3,020         | 3,245    | 4,995   | 4,600     | 3,165   | 3,540        | 6,085     |
| With electric lights.....                  | 36,395            | 5,005    | 7,630  | 4,380      | 3,015         | 3,240    | 4,980   | 4,600     | 3,140   | 3,530        | 6,060     |
| Percent with electric lights.....          | 99.6              | 99.7     | 99.9   | 99.5       | 99.8          | 99.8     | 99.7    | 100.0     | 99.2    | 99.7         | 99.6      |
| No electric lights.....                    | 130               | 15       | 10     | 20         | 5             | 5        | 15      | ...       | 25      | 10           | 25        |
| All occupied dwelling units.....           | 36,425            | 4,996    | 7,601  | 4,438      | 3,072         | 3,257    | 4,913   | 4,619     | 3,224   | 3,453        | 6,064     |
| <b>*HEATING EQUIPMENT</b>                  |                   |          |        |            |               |          |         |           |         |              |           |
| Number report'g heating equipment.....     | 36,065            | 5,040    | 7,390  | 4,425      | 3,035         | 3,245    | 4,845   | 4,675     | 3,165   | 3,435        | 6,115     |
| Central heating.....                       | 29,120            | 3,375    | 6,305  | 1,840      | 2,700         | 1,925    | 3,935   | 4,000     | 2,775   | 2,965        | 5,005     |
| Percent with central heating.....          | 80.7              | 67.0     | 85.3   | 41.6       | 89.0          | 59.3     | 81.2    | 85.6      | 87.7    | 86.3         | 81.8      |
| Piped steam or hot water.....              | 24,060            | 2,700    | 625    | 1,555      | 2,005         | 1,010    | 2,120   | 1,265     | 2,235   | 1,210        | 1,830     |
| Warm air furnace.....                      | 5,060             | 675      | 5,680  | 285        | 695           | 915      | 1,815   | 2,735     | 540     | 1,755        | 3,155     |
| Noncentral heating.....                    | 5,960             | 1,615    | 1,075  | 2,310      | 330           | 1,310    | 895     | 595       | 380     | 465          | 925       |
| Other means with flue.....                 | 4,940             | 1,565    | 860    | 1,935      | 290           | 1,065    | 840     | 545       | 370     | 335          | 685       |
| Other means without flue.....              | 1,020             | 50       | 215    | 375        | 40            | 245      | 55      | 50        | 10      | 130          | 240       |
| Not heated.....                            | 985               | 50       | 10     | 275        | 5             | 10       | 15      | 80        | 10      | 5            | 185       |
| <b>*HEATING FUEL</b>                       |                   |          |        |            |               |          |         |           |         |              |           |
| Number report'g heating equipment.....     | 36,065            | 5,040    | 7,390  | 4,425      | 3,035         | 3,245    | 4,845   | 4,675     | 3,165   | 3,435        | 6,115     |
| Central heating.....                       | 29,120            | 3,375    | 6,305  | 1,840      | 2,700         | 1,925    | 3,935   | 4,000     | 2,775   | 2,965        | 5,005     |
| Coal.....                                  | 25,310            | 3,010    | 4,185  | 1,815      | 1,730         | 1,535    | 3,630   | 2,440     | 2,565   | 1,520        | 3,780     |
| Wood.....                                  | 80                | 5        | 20     | ...        | 10            | 5        | 5       | 15        | ...     | 10           | 10        |
| Utility gas.....                           | 2,185             | 225      | 2,000  | 10         | 5             | 110      | 30      | 1,500     | 65      | 1,430        | 1,045     |
| Bottled gas.....                           | 30                | 5        | ...    | ...        | ...           | 5        | 5       | 5         | ...     | ...          | ...       |
| Liquid fuel.....                           | 305               | 5        | 45     | ...        | 915           | 260      | 215     | 20        | ...     | 5            | 35        |
| Other fuel.....                            | 840               | 105      | 25     | 15         | 35            | 5        | 35      | 10        | 50      | ...          | 30        |
| Not reported.....                          | 370               | 20       | 30     | ...        | 5             | 10       | 15      | 10        | 95      | ...          | 105       |
| Noncentral heating.....                    | 5,960             | 1,615    | 1,075  | 2,310      | 330           | 1,310    | 895     | 595       | 380     | 465          | 925       |
| Coal.....                                  | 5,505             | 1,525    | 330    | 2,290      | 30            | 935      | 795     | 105       | 375     | 135          | 370       |
| Wood.....                                  | 55                | ...      | ...    | 5          | ...           | 10       | 5       | ...       | ...     | ...          | ...       |
| Utility gas.....                           | 170               | 60       | 705    | 5          | ...           | 50       | 5       | 465       | ...     | 330          | 510       |
| Bottled gas.....                           | 5                 | ...      | 10     | ...        | 5             | 5        | ...     | 10        | ...     | ...          | 5         |
| Liquid fuel.....                           | 65                | ...      | 5      | ...        | 285           | 300      | 70      | 5         | ...     | ...          | 25        |
| Electricity.....                           | 30                | 20       | 5      | ...        | ...           | ...      | ...     | ...       | ...     | ...          | ...       |
| Other fuel.....                            | 100               | 20       | 20     | ...        | 5             | 10       | 20      | 5         | 5       | ...          | 5         |
| Not reported.....                          | 30                | 10       | ...    | 10         | 5             | ...      | ...     | 5         | ...     | ...          | 10        |
| Not heated.....                            | 985               | 50       | 10     | 275        | 5             | 10       | 15      | 80        | 10      | 5            | 185       |
| <b>*COOKING FUEL</b>                       |                   |          |        |            |               |          |         |           |         |              |           |
| Number reporting.....                      | 35,735            | 4,940    | 7,560  | 4,470      | 3,095         | 3,220    | 4,845   | 4,510     | 3,115   | 3,365        | 5,935     |
| Coal.....                                  | 12,765            | 2,910    | 225    | 4,045      | 85            | 390      | 1,180   | 120       | 1,725   | 75           | 325       |
| Wood.....                                  | 70                | ...      | 5      | 5          | 5             | 40       | 5       | ...       | ...     | 5            | ...       |
| Utility gas.....                           | 17,935            | 1,530    | 6,415  | 175        | 725           | 2,665    | 2,360   | 4,270     | 605     | 3,175        | 4,915     |
| Bottled gas.....                           | 210               | 20       | 30     | 25         | 35            | 20       | 90      | 5         | 55      | 5            | 20        |
| Liquid fuel.....                           | 20                | 5        | 5      | ...        | 190           | 25       | 80      | ...       | 15      | ...          | 20        |
| Electricity.....                           | 4,665             | 475      | 875    | 220        | 2,015         | 115      | 1,125   | 115       | 710     | 95           | 635       |
| Other fuel.....                            | 30                | ...      | ...    | ...        | 5             | 5        | 5       | ...       | 5       | 5            | 5         |
| None.....                                  | 40                | ...      | 5      | ...        | 35            | ...      | ...     | ...       | ...     | 5            | 15        |
| <b>*REFRIGERATION EQUIPMENT</b>            |                   |          |        |            |               |          |         |           |         |              |           |
| Number reporting.....                      | 35,755            | 4,935    | 7,565  | 4,345      | 2,985         | 3,220    | 4,935   | 4,565     | 3,125   | 3,515        | 5,950     |
| Mechanical.....                            | 30,470            | 4,035    | 7,155  | 3,015      | 2,675         | 2,680    | 4,315   | 4,425     | 2,850   | 3,345        | 5,375     |
| Percent with mechanical refrigeration..... | 85.2              | 81.8     | 94.6   | 69.4       | 89.6          | 83.2     | 87.4    | 96.9      | 91.2    | 95.2         | 90.3      |
| Ice.....                                   | 3,995             | 775      | 175    | 1,165      | 265           | 475      | 550     | 60        | 230     | 50           | 255       |
| Other or none.....                         | 1,290             | 125      | 235    | 165        | 45            | 65       | 70      | 80        | 45      | 120          | 320       |
| <b>*KITCHEN SINK</b>                       |                   |          |        |            |               |          |         |           |         |              |           |
| Number reporting.....                      | 35,910            | 4,930    | 7,585  | 4,500      | 3,090         | 3,225    | 4,850   | 4,530     | 3,165   | 3,370        | 6,025     |
| With kitchen sink.....                     | 35,800            | 4,925    | 7,450  | 4,475      | 3,010         | 3,170    | 4,785   | 4,470     | 3,155   | 3,320        | 5,925     |
| Percent with kitchen sink.....             | 99.7              | 99.9     | 98.2   | 99.4       | 97.4          | 98.3     | 98.7    | 98.7      | 99.7    | 98.5         | 98.3      |
| <b>*RADIO</b>                              |                   |          |        |            |               |          |         |           |         |              |           |
| Number reporting.....                      | 35,860            | 4,960    | 7,660  | 4,490      | 3,025         | 3,230    | 4,890   | 4,590     | 3,185   | 3,465        | 6,035     |
| With radio.....                            | 35,235            | 4,900    | 7,575  | 4,340      | 2,970         | 3,155    | 4,850   | 4,565     | 3,165   | 3,415        | 5,925     |
| Percent with radio.....                    | 98.3              | 98.8     | 98.9   | 96.7       | 98.2          | 97.7     | 99.2    | 99.5      | 99.4    | 98.6         | 98.2      |
| <b>*TELEVISION</b>                         |                   |          |        |            |               |          |         |           |         |              |           |
| Number reporting.....                      | 35,805            | 4,840    | 7,610  | 4,475      | 3,025         | 3,230    | 4,875   | 4,560     | 3,085   | 3,470        | 6,015     |
| With television.....                       | 435               | 50       | 285    | 75         | 40            | 85       | 15      | 770       | 125     | 500          | 465       |
| Percent with television.....               | 1.2               | 1.0      | 3.7    | 1.7        | 1.3           | 2.6      | 0.3     | 16.9      | 4.1     | 14.4         | 7.7       |

HOUSING—GENERAL CHARACTERISTICS

Table 20.—YEAR BUILT AND EQUIPMENT, FOR STANDARD METROPOLITAN AREAS AND CONSTITUENT COUNTIES, URBANIZED AREAS, AND URBAN PLACES OF 10,000 OR MORE: 1950—Con.

[Asterisk (\*) denotes statistics based on 20-percent sample. Percent not shown where less than 0.1]

| Subject                                    | Urban places—Con. |            |            |              |              |              |             |              |        |        |
|--|-------------------|------------|------------|--------------|--------------|--------------|-------------|--------------|--------|--------|
|  | Warren            | Washington | Waynesboro | West Chester | West Mifflin | Wilkes-Barre | Wilkinsburg | Williamsport | Yeadon | York   |
| All dwelling units.....                    | 4,857             | 7,752      | 3,340      | 3,941        | 4,849        | 21,342       | 10,033      | 13,975       | 3,098  | 18,727 |
| <b>*YEAR BUILT</b>                         |                   |            |            |              |              |              |             |              |        |        |
| Number reporting.....                      | 4,725             | 7,695      | 3,300      | 3,860        | 4,720        | 20,775       | 9,850       | 13,820       | 3,010  | 18,430 |
| 1945 or later.....                         | 55                | 220        | 120        | 145          | 1,270        | 195          | 215         | 240          | 175    | 340    |
| 1940 to 1944.....                          | 35                | 290        | 55         | 20           | 1,440        | 55           | 295         | 100          | 450    | 685    |
| 1930 to 1939.....                          | 130               | 510        | 175        | 135          | 520          | 440          | 725         | 365          | 705    | 675    |
| 1920 to 1929.....                          | 485               | 1,415      | 285        | 470          | 520          | 3,145        | 1,845       | 1,970        | 1,480  | 1,860  |
| 1919 or earlier.....                       | 4,020             | 5,300      | 2,665      | 3,090        | 970          | 16,940       | 6,770       | 11,145       | 200    | 14,870 |
| <b>*ELECTRIC LIGHTING</b>                  |                   |            |            |              |              |              |             |              |        |        |
| Number reporting.....                      | 4,805             | 7,670      | 3,290      | 4,000        | 4,840        | 20,995       | 9,875       | 14,015       | 3,110  | 18,650 |
| With electric lights.....                  | 4,780             | 7,670      | 3,270      | 3,980        | 4,795        | 20,900       | 9,870       | 13,955       | 3,110  | 18,570 |
| Percent with electric lights.....          | 99.5              | 100.0      | 99.4       | 99.5         | 99.1         | 99.5         | 99.9        | 99.6         | 100.0  | 99.6   |
| No electric lights.....                    | 25                | ...        | 20         | 20           | 45           | 95           | 5           | 60           | ...    | 80     |
| All occupied dwelling units.....           | 4,753             | 7,627      | 3,281      | 3,849        | 4,702        | 21,056       | 9,905       | 13,750       | 3,057  | 18,373 |
| <b>*HEATING EQUIPMENT</b>                  |                   |            |            |              |              |              |             |              |        |        |
| Number report'g heating equipment.....     | 4,645             | 7,530      | 3,280      | 3,790        | 4,650        | 20,770       | 9,490       | 13,760       | 2,965  | 18,230 |
| Central heating.....                       | 1,975             | 5,055      | 2,795      | 3,075        | 3,570        | 16,470       | 8,535       | 11,345       | 2,730  | 15,200 |
| Percent with central heating.....          | 42.5              | 67.1       | 85.2       | 81.1         | 76.8         | 79.3         | 89.9        | 82.4         | 92.1   | 83.4   |
| Piped steam or hot water.....              | 270               | 770        | 1,550      | 1,925        | 415          | 13,260       | 3,710       | 4,845        | 2,530  | 9,740  |
| Warm air furnace.....                      | 1,705             | 4,285      | 1,245      | 1,150        | 3,155        | 3,210        | 4,825       | 6,500        | 180    | 5,460  |
| Noncentral heating.....                    | 2,665             | 2,450      | 440        | 705          | 1,080        | 3,650        | 935         | 2,375        | 230    | 2,860  |
| Other means with flue.....                 | 2,520             | 1,710      | 380        | 450          | 985          | 3,045        | 845         | 2,235        | 195    | 2,205  |
| Other means without flue.....              | 145               | 740        | 60         | 255          | 95           | 605          | 90          | 140          | 35     | 655    |
| Not heated.....                            | 5                 | 25         | 45         | 10           | ...          | 650          | 20          | 40           | 5      | 170    |
| <b>*HEATING FUEL</b>                       |                   |            |            |              |              |              |             |              |        |        |
| Number report'g heating equipment.....     | 4,645             | 7,530      | 3,280      | 3,790        | 4,650        | 20,770       | 9,490       | 13,760       | 2,965  | 18,230 |
| Central heating.....                       | 1,975             | 5,055      | 2,795      | 3,075        | 3,570        | 16,470       | 8,535       | 11,345       | 2,730  | 15,200 |
| Coal.....                                  | 490               | 3,510      | 2,300      | 1,230        | 2,035        | 14,810       | 3,795       | 9,445        | 900    | 8,730  |
| Wood.....                                  | 15                | 5          | ...        | 5            | ...          | 40           | 30          | 55           | ...    | 35     |
| Utility gas.....                           | 1,395             | 1,495      | 25         | 360          | 1,515        | 1,310        | 4,525       | 350          | 485    | 995    |
| Bottled gas.....                           | ...               | 10         | 5          | ...          | 5            | 15           | 40          | 30           | 20     | 15     |
| Liquid fuel.....                           | 20                | ...        | 380        | 1,030        | 5            | 65           | 50          | 1,195        | 765    | 4,895  |
| Other fuel.....                            | 15                | 10         | 75         | 305          | ...          | 125          | 40          | 215          | 320    | 415    |
| Not reported.....                          | 40                | 25         | 10         | 145          | 10           | 105          | 55          | 55           | 240    | 115    |
| Noncentral heating.....                    | 2,665             | 2,450      | 440        | 705          | 1,080        | 3,650        | 935         | 2,375        | 230    | 2,860  |
| Coal.....                                  | 180               | 905        | 250        | 280          | 185          | 3,545        | 120         | 1,885        | 45     | 1,740  |
| Wood.....                                  | 35                | 5          | 30         | 15           | ...          | 20           | 5           | 80           | ...    | 60     |
| Utility gas.....                           | 2,385             | 1,495      | 5          | 150          | 780          | 35           | 805         | 75           | 50     | 155    |
| Bottled gas.....                           | 10                | 15         | ...        | ...          | 15           | 10           | ...         | ...          | 130    | 795    |
| Liquid fuel.....                           | 10                | 10         | 145        | 95           | 70           | 25           | ...         | 310          | ...    | 5      |
| Electricity.....                           | ...               | 5          | ...        | 25           | 5            | 5            | ...         | 10           | ...    | 85     |
| Other fuel.....                            | ...               | 10         | 5          | 140          | 20           | ...          | 5           | 10           | ...    | 15     |
| Not reported.....                          | 45                | 5          | 5          | ...          | 5            | 10           | ...         | 5            | 5      | 170    |
| <b>*COOKING FUEL</b>                       |                   |            |            |              |              |              |             |              |        |        |
| Number reporting.....                      | 4,715             | 7,515      | 3,270      | 3,735        | 4,590        | 20,800       | 9,710       | 13,405       | 2,960  | 18,135 |
| Coal.....                                  | 70                | 220        | 170        | 365          | 155          | 11,800       | 230         | 990          | 90     | 1,295  |
| Wood.....                                  | 15                | ...        | 35         | 35           | ...          | 40           | 5           | 60           | ...    | 55     |
| Utility gas.....                           | 4,450             | 6,700      | 1,205      | 2,475        | 4,180        | 7,995        | 9,015       | 9,485        | 2,385  | 13,050 |
| Bottled gas.....                           | 15                | 25         | 25         | 30           | 100          | 390          | 45          | 220          | 25     | 120    |
| Liquid fuel.....                           | 5                 | 10         | 265        | 95           | 45           | 15           | ...         | 225          | 15     | 455    |
| Electricity.....                           | 155               | 540        | 1,530      | 665          | 110          | 545          | 405         | 2,345        | 435    | 3,040  |
| Other fuel.....                            | 5                 | 5          | 35         | 55           | ...          | 10           | ...         | 30           | 10     | 35     |
| None.....                                  | ...               | 15         | 5          | 15           | ...          | 5            | 10          | 50           | ...    | 85     |
| <b>*REFRIGERATION EQUIPMENT</b>            |                   |            |            |              |              |              |             |              |        |        |
| Number reporting.....                      | 4,725             | 7,540      | 3,235      | 3,915        | 4,700        | 20,750       | 9,755       | 13,740       | 3,025  | 18,260 |
| Mechanical.....                            | 4,470             | 6,830      | 2,990      | 3,670        | 4,485        | 17,200       | 9,485       | 11,860       | 3,000  | 16,680 |
| Percent with mechanical refrigeration..... | 94.6              | 90.6       | 92.4       | 93.7         | 95.4         | 82.9         | 97.2        | 86.3         | 99.2   | 91.3   |
| Ice.....                                   | 125               | 385        | 150        | 205          | 140          | 2,910        | 165         | 1,390        | 25     | 1,080  |
| Other or none.....                         | 130               | 325        | 95         | 40           | 75           | 640          | 105         | 490          | ...    | 500    |
| <b>*KITCHEN SINK</b>                       |                   |            |            |              |              |              |             |              |        |        |
| Number reporting.....                      | 4,735             | 7,540      | 3,275      | 3,785        | 4,595        | 20,905       | 9,655       | 13,450       | 3,020  | 18,190 |
| With kitchen sink.....                     | 4,695             | 7,325      | 3,215      | 3,735        | 4,535        | 20,785       | 9,600       | 13,235       | 3,020  | 17,795 |
| Percent with kitchen sink.....             | 99.2              | 97.1       | 98.2       | 98.7         | 98.7         | 99.4         | 99.4        | 98.4         | 100.0  | 97.8   |
| <b>*RADIO</b>                              |                   |            |            |              |              |              |             |              |        |        |
| Number reporting.....                      | 4,715             | 7,640      | 3,275      | 3,825        | 4,690        | 21,010       | 9,710       | 13,700       | 2,995  | 18,315 |
| With radio.....                            | 4,680             | 7,520      | 3,190      | 3,720        | 4,645        | 20,710       | 9,630       | 13,505       | 2,995  | 17,945 |
| Percent with radio.....                    | 99.3              | 98.4       | 97.4       | 97.3         | 99.0         | 98.6         | 99.2        | 98.6         | 100.0  | 98.0   |
| <b>*TELEVISION</b>                         |                   |            |            |              |              |              |             |              |        |        |
| Number reporting.....                      | 4,705             | 7,610      | 3,275      | 3,825        | 4,685        | 20,960       | 9,620       | 13,685       | 2,960  | 18,235 |
| With television.....                       | 35                | 630        | 135        | 1,010        | 920          | 230          | 1,395       | 50           | 1,495  | 1,595  |
| Percent with television.....               | 0.7               | 8.3        | 4.1        | 26.4         | 19.6         | 1.1          | 14.5        | 0.4          | 50.5   | 8.7    |

Table 21.—FINANCIAL CHARACTERISTICS OF URBAN AND RURAL-NONFARM DWELLING UNITS, FOR STANDARD METROPOLITAN AREAS AND CONSTITUENT COUNTIES, URBANIZED AREAS, AND URBAN PLACES OF 10,000 OR MORE: 1950

[Median not shown where base is less than 100]

| Subject  | Standard metropolitan areas |               |                     |                     |                      |                  |            |                    |                |           |                |                  | Lancaster County |
|--|-----------------------------|---------------|---------------------|---------------------|----------------------|------------------|------------|--------------------|----------------|-----------|----------------|------------------|------------------|
|  | Allentown-Bethlehem-Easton  |               |                     |                     | Altoona—Blair County | Erie—Erie County | Harrisburg |                    |                | Johnstown |                | Lancaster County |                  |
|  | The area                    | Lehigh County | Nor-thampton County | Warren County, N.J. |                      |                  | The area   | Cumber-land County | Dauphin County | The area  | Cambria County |                  |                  |
| Total dwelling units.....  | 120,125                     | 54,380        | 49,893              | 15,852              | 39,091               | 59,712           | 82,187     | 25,711             | 56,476         | 72,415    | 52,821         | 19,594           | 57,873           |
| <b>CONTRACT MONTHLY RENT</b>   |                             |               |                     |                     |                      |                  |            |                    |                |           |                |                  |                  |
| Renter-occupied dwelling units.....  | 45,115                      | 20,198        | 19,018              | 5,899               | 13,803               | 22,993           | 33,761     | 9,261              | 24,500         | 30,465    | 22,650         | 7,815            | 23,148           |
| Less than \$10.....  | 872                         | 324           | 411                 | 137                 | 470                  | 161              | 785        | 364                | 421            | 2,282     | 1,192          | 1,090            | 687              |
| \$10 to \$14.....  | 2,515                       | 1,093         | 906                 | 516                 | 1,279                | 849              | 1,858      | 151                | 1,707          | 4,931     | 3,248          | 1,683            | 1,980            |
| \$15 to \$19.....  | 4,352                       | 1,756         | 1,604               | 792                 | 1,726                | 2,257            | 2,078      | 252                | 2,257          | 4,064     | 3,022          | 1,042            | 3,036            |
| \$20 to \$24.....  | 4,832                       | 1,907         | 2,243               | 682                 | 1,986                | 2,829            | 2,986      | 818                | 2,168          | 3,596     | 2,846          | 750              | 3,029            |
| \$25 to \$29.....  | 5,826                       | 2,330         | 2,689               | 807                 | 2,260                | 3,046            | 3,348      | 960                | 2,388          | 3,548     | 2,731          | 617              | 3,197            |
| \$30 to \$34.....  | 5,087                       | 2,073         | 2,331               | 683                 | 1,547                | 2,935            | 3,632      | 1,398              | 2,234          | 2,467     | 2,013          | 454              | 2,265            |
| \$35 to \$39.....  | 5,611                       | 2,407         | 2,518               | 686                 | 1,222                | 2,234            | 3,770      | 1,471              | 2,299          | 2,129     | 1,819          | 310              | 1,971            |
| \$40 to \$49.....  | 5,623                       | 2,152         | 1,964               | 507                 | 1,167                | 2,817            | 5,262      | 1,005              | 4,257          | 2,280     | 1,983          | 297              | 2,201            |
| \$50 to \$59.....  | 2,735                       | 2,407         | 1,919               | 243                 | 444                  | 1,748            | 3,048      | 737                | 2,311          | 995       | 841            | 154              | 1,097            |
| \$60 to \$74.....  | 2,247                       | 971           | 1,147               | 129                 | 219                  | 1,528            | 2,327      | 709                | 1,618          | 530       | 451            | 79               | 698              |
| \$75 to \$99.....  | 1,242                       | 748           | 467                 | 27                  | 82                   | 603              | 1,301      | 348                | 953            | 189       | 176            | 13               | 326              |
| \$100 or more.....   | 290                         | 178           | 100                 | 12                  | 24                   | 150              | 329        | 100                | 229            | 78        | 65             | 13               | 113              |
| Rent free or not reported.....   | 3,883                       | 1,686         | 1,519               | 678                 | 1,377                | 2,015            | 2,591      | 933                | 1,658          | 3,576     | 2,263          | 1,313            | 2,548            |
| Median rent.....dollars.....   | 31.68                       | 33.95         | 30.99               | 27.50               | 26.16                | 32.10            | 35.10      | 35.20              | 35.04          | 22.51     | 24.30          | 16.79            | 26.95            |
| <b>Vacant nonseasonal not dilapidated dwelling units, for rent.....</b>      |                             |               |                     |                     |                      |                  |            |                    |                |           |                |                  |                  |
|  | 537                         | 252           | 218                 | 67                  | 181                  | 268              | 559        | 147                | 412            | 241       | 164            | 77               | 253              |
| Less than \$10.....  | 4                           | 3             | 1                   | ...                 | 4                    | 1                | 2          | 1                  | 1              | 21        | 11             | 10               | 8                |
| \$10 to \$19.....  | 35                          | 13            | 15                  | 7                   | 24                   | 20               | 22         | 8                  | 14             | 55        | 29             | 26               | 30               |
| \$20 to \$29.....  | 64                          | 21            | 27                  | 16                  | 53                   | 42               | 35         | 13                 | 22             | 40        | 28             | 12               | 44               |
| \$30 to \$39.....  | 80                          | 37            | 38                  | 5                   | 34                   | 27               | 49         | 9                  | 40             | 29        | 20             | 9                | 41               |
| \$40 to \$49.....  | 66                          | 21            | 41                  | 4                   | 31                   | 38               | 76         | 23                 | 53             | 31        | 25             | 6                | 29               |
| \$50 to \$59.....  | 53                          | 29            | 11                  | 13                  | 3                    | 9                | 42         | 10                 | 32             | 16        | 12             | 4                | 21               |
| \$60 to \$74.....  | 31                          | 9             | 17                  | 5                   | 3                    | 23               | 67         | 27                 | 40             | 6         | 4              | 2                | 14               |
| \$75 to \$99.....  | 99                          | 73            | 25                  | 1                   | 4                    | 22               | 148        | 15                 | 133            | 4         | 4              | ...              | 15               |
| \$100 or more.....   | 13                          | 9             | 4                   | ...                 | 2                    | 17               | 12         | 6                  | 6              | 2         | ...            | 2                | 9                |
| Rent free or not reported.....   | 92                          | 37            | 39                  | 16                  | 23                   | 69               | 106        | 35                 | 71             | 37        | 31             | 6                | 42               |
| Median rent.....dollars.....   | 45.48                       | 53.81         | 41.57               | ...                 | 29.05                | 42.00            | 59.61      | 51.50              | 62.69          | 26.32     | 28.88          | ...              | 35.70            |
| <b>GROSS MONTHLY RENT</b>  |                             |               |                     |                     |                      |                  |            |                    |                |           |                |                  |                  |
| Renter-occupied dwelling units.....  | 45,115                      | 20,198        | 19,018              | 5,899               | 13,803               | 22,993           | 33,761     | 9,261              | 24,500         | 30,465    | 22,650         | 7,815            | 23,148           |
| Less than \$10.....  | 156                         | 74            | 65                  | 17                  | 114                  | 83               | 118        | 57                 | 61             | 459       | 239            | 220              | 130              |
| \$10 to \$14.....  | 474                         | 199           | 214                 | 61                  | 405                  | 255              | 446        | 180                | 266            | 1,261     | 733            | 528              | 361              |
| \$15 to \$19.....  | 1,028                       | 445           | 429                 | 154                 | 814                  | 511              | 897        | 345                | 552            | 2,935     | 1,747          | 1,188            | 722              |
| \$20 to \$24.....  | 2,412                       | 1,016         | 1,095               | 301                 | 1,433                | 1,109            | 1,843      | 617                | 1,226          | 3,932     | 2,730          | 1,202            | 1,455            |
| \$25 to \$29.....  | 4,026                       | 1,536         | 2,016               | 474                 | 1,740                | 1,900            | 2,735      | 823                | 1,912          | 3,735     | 2,797          | 938              | 2,314            |
| \$30 to \$34.....  | 5,546                       | 2,167         | 2,717               | 662                 | 2,068                | 2,470            | 3,383      | 853                | 2,530          | 3,329     | 2,654          | 675              | 2,913            |
| \$35 to \$39.....  | 5,831                       | 2,513         | 2,603               | 715                 | 1,878                | 2,825            | 3,593      | 921                | 2,672          | 2,926     | 2,379          | 547              | 2,994            |
| \$40 to \$49.....  | 10,596                      | 4,691         | 4,336               | 1,569               | 2,381                | 4,935            | 7,426      | 1,634              | 5,792          | 4,212     | 3,611          | 601              | 4,651            |
| \$50 to \$59.....  | 5,384                       | 2,669         | 1,943               | 772                 | 926                  | 3,065            | 4,758      | 1,205              | 3,553          | 2,220     | 1,907          | 313              | 2,491            |
| \$60 to \$74.....  | 3,234                       | 1,739         | 1,157               | 338                 | 400                  | 2,072            | 3,399      | 942                | 2,457          | 1,143     | 982            | 161              | 1,452            |
| \$75 to \$99.....  | 1,770                       | 1,006         | 659                 | 105                 | 143                  | 1,026            | 1,612      | 467                | 1,145          | 360       | 332            | 28               | 596              |
| \$100 or more.....   | 555                         | 333           | 199                 | 23                  | 47                   | 194              | 681        | 162                | 519            | 117       | 99             | 18               | 210              |
| Rent free or not reported.....   | 4,103                       | 1,810         | 1,585               | 708                 | 1,454                | 2,548            | 2,870      | 1,055              | 1,815          | 3,836     | 2,440          | 1,396            | 2,890            |
| Median rent.....dollars.....   | 40.47                       | 42.15         | 38.69               | 40.85               | 33.53                | 41.67            | 42.77      | 41.38              | 43.17          | 30.99     | 33.00          | 24.88            | 38.28            |
| <b>VALUE OF ONE-DWELLING-UNIT STRUCTURES</b>                                 |                             |               |                     |                     |                      |                  |            |                    |                |           |                |                  |                  |
| Owner-occupied dwelling units <sup>1</sup> .....                             | 59,137                      | 27,801        | 24,561              | 6,775               | 20,561               | 25,322           | 37,863     | 12,837             | 25,026         | 30,789    | 22,463         | 8,326            | 27,299           |
| Less than \$2,000.....   | 992                         | 396           | 388                 | 208                 | 1,113                | 607              | 1,471      | 583                | 888            | 3,429     | 2,290          | 1,139            | 743              |
| \$2,000 to \$2,999.....  | 1,815                       | 679           | 787                 | 349                 | 1,807                | 853              | 1,789      | 561                | 1,228          | 3,720     | 2,294          | 1,026            | 832              |
| \$3,000 to \$3,999.....  | 3,509                       | 1,407         | 1,558               | 544                 | 3,239                | 1,392            | 2,851      | 829                | 2,022          | 3,785     | 2,718          | 1,067            | 1,468            |
| \$4,000 to \$4,999.....  | 5,027                       | 2,062         | 2,323               | 642                 | 3,399                | 1,748            | 3,090      | 956                | 2,134          | 3,324     | 2,449          | 875              | 1,951            |
| \$5,000 to \$5,999.....  | 6,077                       | 2,426         | 2,904               | 747                 | 3,008                | 2,258            | 3,336      | 1,046              | 2,290          | 3,214     | 2,272          | 942              | 2,475            |
| \$6,000 to \$6,999.....  | 11,214                      | 4,897         | 5,153               | 1,164               | 3,443                | 4,763            | 5,601      | 1,888              | 3,713          | 4,025     | 2,990          | 1,035            | 4,819            |
| \$7,000 to \$7,499.....  | 12,929                      | 6,625         | 5,078               | 1,225               | 2,059                | 6,060            | 7,336      | 2,246              | 5,090          | 3,558     | 2,751          | 807              | 5,434            |
| \$7,500 to \$9,999.....  | 10,940                      | 5,854         | 3,921               | 1,165               | 1,395                | 4,410            | 7,074      | 2,492              | 4,582          | 3,304     | 2,693          | 611              | 5,342            |
| \$10,000 to \$14,999.....  | 2,955                       | 1,561         | 1,113               | 281                 | 366                  | 1,160            | 2,449      | 994                | 1,455          | 871       | 745            | 126              | 1,867            |
| \$15,000 to \$19,999.....  | 2,038                       | 1,074         | 794                 | 170                 | 239                  | 866              | 1,554      | 614                | 940            | 526       | 448            | 78               | 1,257            |
| \$20,000 or more.....  | 1,641                       | 820           | 542                 | 279                 | 493                  | 1,205            | 1,312      | 628                | 684            | 1,433     | 813            | 620              | 1,111            |
| Not reported.....  | 1,641                       | 820           | 542                 | 279                 | 493                  | 1,205            | 1,312      | 628                | 684            | 1,433     | 813            | 620              | 1,111            |
| Median value.....dollars.....  | 7,472                       | 8,063         | 7,129               | 6,927               | 5,108                | 7,630            | 7,497      | 7,719              | 7,408          | 5,205     | 5,423          | 4,660            | 7,821            |
| <b>Vacant nonseasonal not dilapidated dwelling units, for sale only.....</b> |                             |               |                     |                     |                      |                  |            |                    |                |           |                |                  |                  |
|  | 390                         | 160           | 183                 | 47                  | 96                   | 171              | 174        | 55                 | 119            | 87        | 72             | 15               | 177              |
| Less than \$3,000.....   | 12                          | 4             | 8                   | ...                 | 8                    | 6                | 13         | 6                  | 7              | 17        | 15             | 2                | 11               |
| \$3,000 to \$3,999.....  | 12                          | 2             | 9                   | 1                   | 12                   | 4                | 10         | 5                  | 5              | 7         | 5              | 2                | 5                |
| \$4,000 to \$4,999.....  | 16                          | 5             | 6                   | 5                   | 16                   | 3                | 14         | 4                  | 10             | 2         | ...            | ...              | 11               |
| \$5,000 to \$7,499.....  | 52                          | 16            | 27                  | 9                   | 23                   | 36               | 17         | 6                  | 11             | 17        | 14             | 3                | 36               |
| \$7,500 to \$9,999.....  | 138                         | 38            | 78                  | 22                  | 10                   | 41               | 39         | 6                  | 33             | 16        | 10             | 6                | 37               |
| \$10,000 to \$14,999.....  | 91                          | 56            | 29                  | 6                   | 12                   | 39               | 33         | 8                  | 25             | 14        | 14             | ...              | 33               |
| \$15,000 or more.....  | 34                          | 21            | 13                  | ...                 | 5                    | 13               | 17         | 8                  | 9              | 4         | 4              | ...              | 24               |
| Not reported.....  | 35                          | 18            | 13                  | 4                   | 10                   | 29               | 31         | 12                 | 19             | 10        | 8              | 2                | 20               |
| Median value.....dollars.....  | 8,999                       | 10,486        | 8,572               | ...                 | ...                  | 8,791            | 8,572      | ...                | 8,738          | ...       | ...            | ...              | 8,497            |
| <b>MORTGAGE STATUS</b>   |                             |               |                     |                     |                      |                  |            |                    |                |           |                |                  |                  |
| Owner-occupied dwelling units <sup>1</sup> .....                             | 66,249                      | 30,666        | 27,675              | 7,908               | 23,196               | 31,464           | 42,666     | 14,381             | 28,285         | 37,720    | 27,598         | 10,122           | 30,485           |
| Mortgaged.....   | 27,087                      | 13,189        | 11,231              | 2,667               | 8,519                | 11,936           | 16,602     | 5,693              | 10,909         | 9,828     | 7,711          | 2,117            | 10,954           |
| Not mortgaged.....   | 37,569                      | 16,786        | 15,779              | 5,004               | 14,193               | 18,038           | 24,873     | 8,139              | 16,734         | 26,391    | 19,001         | 7,390            | 18,315           |
| Not reported.....  | 1,593                       | 691           | 665                 | 237                 | 484                  | 1,490            | 1,191      | 549                | 642            | 1,501     | 886            | 615              | 1,216            |

<sup>1</sup> Restricted to 1-dwelling-unit properties.

<sup>2</sup> Restricted to units in 1- to 4-dwelling-unit structures without business.

HOUSING—GENERAL CHARACTERISTICS

Table 21.—FINANCIAL CHARACTERISTICS OF URBAN AND RURAL-NONFARM DWELLING UNITS, FOR STANDARD METROPOLITAN AREAS AND CONSTITUENT COUNTIES, URBANIZED AREAS, AND URBAN PLACES OF 10,000 OR MORE: 1950—Con.

[Median not shown where base is less than 100]

| Subject  | Standard metropolitan areas—Con. |              |                |                 |                   |                     |                          |                      |                          |            |                  |               |                   |                     |
|--|----------------------------------|--------------|----------------|-----------------|-------------------|---------------------|--------------------------|----------------------|--------------------------|------------|------------------|---------------|-------------------|---------------------|
|  | Philadelphia                     |              |                |                 |                   |                     |                          |                      |                          | Pittsburgh |                  |               |                   |                     |
|  | The area                         | Bucks County | Chester County | Delaware County | Montgomery County | Philadelphia County | Burlington County, N. J. | Camden County, N. J. | Gloucester County, N. J. | The area   | Allegheny County | Beaver County | Washington County | Westmoreland County |
| Total dwelling units.....  | 1,027,956                        | 37,857       | 35,874         | 116,010         | 92,495            | 599,495             | 33,342                   | 87,283               | 25,600                   | 615,206    | 428,051          | 46,818        | 55,425            | 84,912              |
| <b>CONTRACT MONTHLY RENT</b>   |                                  |              |                |                 |                   |                     |                          |                      |                          |            |                  |               |                   |                     |
| Renter-occupied dwelling units.....  | 381,407                          | 10,776       | 13,487         | 32,516          | 25,909            | 256,663             | 9,990                    | 24,995               | 7,071                    | 275,255    | 202,854          | 17,203        | 23,419            | 31,779              |
| Less than \$10.....  | 2,704                            | 169          | 428            | 185             | 218               | 1,224               | 185                      | 183                  | 112                      | 4,237      | 1,814            | 210           | 985               | 1,228               |
| \$10 to \$14.....  | 11,362                           | 377          | 856            | 547             | 868               | 6,762               | 624                      | 1,004                | 324                      | 14,918     | 8,270            | 692           | 2,595             | 3,361               |
| \$15 to \$19.....  | 19,739                           | 777          | 1,220          | 875             | 1,373             | 12,378              | 797                      | 1,809                | 510                      | 23,729     | 15,561           | 1,139         | 3,366             | 3,663               |
| \$20 to \$24.....  | 34,214                           | 870          | 1,364          | 1,462           | 1,603             | 25,791              | 672                      | 1,852                | 600                      | 29,627     | 20,886           | 1,788         | 3,177             | 3,776               |
| \$25 to \$29.....  | 47,142                           | 1,197        | 1,719          | 2,339           | 2,423             | 35,581              | 773                      | 2,371                | 739                      | 32,957     | 23,685           | 2,245         | 3,031             | 3,996               |
| \$30 to \$34.....  | 41,288                           | 1,200        | 1,095          | 2,558           | 2,162             | 30,360              | 750                      | 2,608                | 555                      | 28,021     | 21,054           | 1,863         | 2,125             | 2,979               |
| \$35 to \$39.....  | 39,453                           | 1,397        | 1,161          | 3,209           | 2,250             | 28,303              | 619                      | 1,910                | 604                      | 29,187     | 22,575           | 2,158         | 1,766             | 2,688               |
| \$40 to \$49.....  | 63,944                           | 1,478        | 1,564          | 3,872           | 3,743             | 45,051              | 1,164                    | 4,092                | 980                      | 37,319     | 28,466           | 3,656         | 2,039             | 3,158               |
| \$50 to \$59.....  | 37,596                           | 815          | 1,065          | 4,542           | 2,585             | 24,132              | 900                      | 2,816                | 741                      | 21,692     | 18,082           | 1,074         | 889               | 1,647               |
| \$60 to \$74.....  | 29,818                           | 626          | 702            | 4,453           | 2,165             | 17,474              | 1,230                    | 2,572                | 596                      | 16,214     | 14,408           | 582           | 451               | 773                 |
| \$75 to \$99.....  | 19,495                           | 315          | 356            | 2,992           | 2,050             | 10,749              | 661                      | 1,986                | 386                      | 9,899      | 9,266            | 179           | 170               | 284                 |
| \$100 or more.....   | 8,302                            | 127          | 149            | 909             | 1,253             | 5,451               | 152                      | 215                  | 46                       | 6,205      | 5,990            | 42            | 61                | 112                 |
| Rent free or not reported.....   | 26,350                           | 1,428        | 1,808          | 2,573           | 3,216             | 13,407              | 1,463                    | 1,577                | 878                      | 21,250     | 12,797           | 1,575         | 2,764             | 4,114               |
| Median rent..... dollars.....  | 37.17                            | 34.80        | 30.65          | 45.97           | 40.70             | 36.18               | 38.24                    | 39.43                | 36.62                    | 33.34      | 35.33            | 34.17         | 24.84             | 26.76               |
| <b>Vacant nonseasonal not dilapidated dwelling units, for rent.....</b>      |                                  |              |                |                 |                   |                     |                          |                      |                          |            |                  |               |                   |                     |
| Less than \$10.....  | 26                               | 1            | 1              | 1               | 1                 | 17                  | 3                        | 1                    | 1                        | 57         | 35               | 1             | 16                | 5                   |
| \$10 to \$19.....  | 188                              | 8            | 15             | 7               | 7                 | 116                 | 13                       | 13                   | 9                        | 209        | 88               | 11            | 45                | 65                  |
| \$20 to \$29.....  | 700                              | 24           | 23             | 17              | 23                | 566                 | 11                       | 17                   | 19                       | 461        | 268              | 39            | 71                | 83                  |
| \$30 to \$39.....  | 947                              | 16           | 23             | 53              | 34                | 725                 | 24                       | 48                   | 24                       | 475        | 263              | 60            | 62                | 90                  |
| \$40 to \$49.....  | 1,052                            | 22           | 15             | 42              | 38                | 798                 | 28                       | 72                   | 37                       | 377        | 229              | 37            | 37                | 74                  |
| \$50 to \$59.....  | 762                              | 31           | 18             | 70              | 21                | 486                 | 22                       | 79                   | 35                       | 304        | 222              | 16            | 26                | 40                  |
| \$60 to \$74.....  | 794                              | 23           | 16             | 74              | 51                | 471                 | 40                       | 82                   | 37                       | 237        | 191              | 9             | 16                | 21                  |
| \$75 to \$99.....  | 902                              | 15           | 30             | 121             | 70                | 382                 | 36                       | 218                  | 30                       | 387        | 252              | 5             | 5                 | 125                 |
| \$100 or more.....   | 280                              | 5            | 7              | 23              | 26                | 203                 | 4                        | 7                    | 5                        | 302        | 290              | 3             | 2                 | 7                   |
| Rent free or not reported.....   | 1,509                            | 22           | 32             | 167             | 64                | 1,072               | 26                       | 93                   | 3                        | 711        | 589              | 37            | 32                | 53                  |
| Median rent..... dollars.....  | 48.67                            | 49.98        | 47.50          | 62.34           | 62.88             | 45.24               | 54.73                    | 66.54                | 51.93                    | 44.87      | 51.12            | 34.32         | 30.88             | 41.12               |
| <b>GROSS MONTHLY RENT</b>  |                                  |              |                |                 |                   |                     |                          |                      |                          |            |                  |               |                   |                     |
| Renter-occupied dwelling units.....  | 381,407                          | 10,776       | 13,487         | 32,516          | 25,909            | 256,663             | 9,990                    | 24,995               | 7,071                    | 275,255    | 202,854          | 17,203        | 23,419            | 31,779              |
| Less than \$10.....  | 730                              | 28           | 52             | 35              | 55                | 432                 | 59                       | 47                   | 22                       | 1,672      | 991              | 78            | 305               | 298                 |
| \$10 to \$14.....  | 2,734                            | 76           | 149            | 106             | 167               | 1,872               | 127                      | 166                  | 71                       | 4,272      | 2,447            | 209           | 732               | 884                 |
| \$15 to \$19.....  | 6,499                            | 204          | 296            | 235             | 323               | 4,682               | 211                      | 415                  | 133                      | 9,685      | 5,710            | 458           | 1,539             | 1,978               |
| \$20 to \$24.....  | 14,497                           | 366          | 612            | 503             | 625               | 10,942              | 328                      | 909                  | 212                      | 18,280     | 11,835           | 908           | 2,464             | 3,073               |
| \$25 to \$29.....  | 24,849                           | 576          | 942            | 820             | 1,198             | 19,079              | 612                      | 1,289                | 333                      | 24,373     | 16,558           | 1,278         | 2,904             | 3,633               |
| \$30 to \$34.....  | 36,326                           | 811          | 1,248          | 1,401           | 1,709             | 28,222              | 737                      | 1,768                | 430                      | 29,532     | 21,210           | 1,764         | 2,967             | 3,591               |
| \$35 to \$39.....  | 44,024                           | 1,155        | 1,378          | 2,414           | 2,093             | 33,447              | 772                      | 2,173                | 592                      | 34,119     | 25,580           | 2,458         | 2,638             | 3,443               |
| \$40 to \$49.....  | 86,882                           | 2,608        | 2,672          | 6,303           | 4,639             | 61,605              | 1,690                    | 5,881                | 1,484                    | 52,118     | 38,444           | 4,741         | 3,702             | 5,231               |
| \$50 to \$59.....  | 54,655                           | 1,598        | 1,808          | 5,811           | 3,694             | 34,709              | 1,393                    | 4,414                | 1,228                    | 30,362     | 23,977           | 1,910         | 1,697             | 2,778               |
| \$60 to \$74.....  | 40,635                           | 1,022        | 1,228          | 6,198           | 3,368             | 23,383              | 1,442                    | 3,088                | 906                      | 23,943     | 20,057           | 1,161         | 1,039             | 1,686               |
| \$75 to \$99.....  | 23,366                           | 525          | 581            | 3,411           | 2,487             | 12,193              | 823                      | 2,716                | 630                      | 13,924     | 12,591           | 376           | 358               | 599                 |
| \$100 or more.....   | 10,981                           | 204          | 237            | 2,042           | 1,501             | 6,392               | 194                      | 337                  | 74                       | 7,803      | 7,440            | 72            | 110               | 181                 |
| Rent free or not reported.....   | 35,229                           | 1,603        | 2,284          | 3,237           | 4,050             | 19,705              | 1,602                    | 1,792                | 956                      | 25,172     | 16,014           | 1,790         | 2,964             | 4,404               |
| Median rent..... dollars.....  | 44.50                            | 44.75        | 42.96          | 54.36           | 49.83             | 42.71               | 47.48                    | 47.72                | 48.02                    | 40.10      | 41.86            | 40.67         | 33.35             | 34.83               |
| <b>VALUE OF ONE-DWELLING-UNIT STRUCTURES</b>                                 |                                  |              |                |                 |                   |                     |                          |                      |                          |            |                  |               |                   |                     |
| Owner-occupied dwelling units <sup>1</sup> .....                             | 529,516                          | 20,711       | 17,652         | 73,560          | 56,143            | 278,577             | 17,838                   | 50,881               | 14,149                   | 247,890    | 161,459          | 23,540        | 24,033            | 38,858              |
| Less than \$2,000.....   | 5,791                            | 341          | 388            | 403             | 382               | 2,051               | 650                      | 1,092                | 484                      | 8,488      | 2,666            | 1,731         | 1,539             | 2,552               |
| \$2,000 to \$3,999.....  | 11,220                           | 453          | 529            | 471             | 492               | 5,839               | 754                      | 2,091                | 591                      | 10,494     | 4,664            | 805           | 2,120             | 2,905               |
| \$4,000 to \$3,999.....  | 27,105                           | 800          | 898            | 923             | 882               | 17,647              | 1,345                    | 3,665                | 945                      | 16,359     | 8,145            | 1,435         | 2,980             | 3,799               |
| \$4,000 to \$4,999.....  | 40,780                           | 997          | 1,158          | 1,421           | 1,528             | 28,404              | 1,650                    | 4,575                | 1,047                    | 19,669     | 10,779           | 2,064         | 2,673             | 4,153               |
| \$5,000 to \$5,999.....  | 52,264                           | 1,617        | 1,537          | 2,247           | 2,299             | 36,033              | 2,170                    | 4,954                | 1,407                    | 24,129     | 13,641           | 2,605         | 3,001             | 4,882               |
| \$6,000 to \$7,499.....  | 99,216                           | 3,221        | 2,582          | 8,112           | 5,863             | 62,948              | 3,352                    | 10,530               | 2,608                    | 36,755     | 21,946           | 4,687         | 3,699             | 6,423               |
| \$7,500 to \$9,999.....  | 127,718                          | 4,266        | 3,242          | 20,565          | 10,645            | 70,095              | 3,173                    | 12,637               | 3,095                    | 41,237     | 28,904           | 3,560         | 3,068             | 5,705               |
| \$10,000 to \$14,999.....  | 96,510                           | 4,795        | 3,566          | 24,395          | 15,811            | 35,399              | 2,752                    | 7,536                | 2,256                    | 56,319     | 44,053           | 4,456         | 2,702             | 5,108               |
| \$15,000 to \$19,999.....  | 27,108                           | 1,624        | 1,447          | 8,277           | 6,491             | 6,050               | 811                      | 1,903                | 505                      | 17,386     | 14,097           | 1,139         | 766               | 1,384               |
| \$20,000 or more.....  | 22,603                           | 1,194        | 1,204          | 4,844           | 9,289             | 4,370               | 484                      | 931                  | 287                      | 10,510     | 8,816            | 462           | 447               | 785                 |
| Not reported.....  | 19,196                           | 1,403        | 1,101          | 1,902           | 2,461             | 9,761               | 697                      | 967                  | 924                      | 6,544      | 3,748            | 596           | 1,038             | 1,162               |
| Median value..... dollars.....   | 7,818                            | 8,754        | 8,363          | 10,296          | 11,452            | 7,009               | 6,846                    | 7,172                | 7,180                    | 7,740      | 8,922            | 6,856         | 5,678             | 6,080               |
| <b>Vacant nonseasonal not dilapidated dwelling units, for sale only.....</b> |                                  |              |                |                 |                   |                     |                          |                      |                          |            |                  |               |                   |                     |
| Less than \$3,000.....   | 135                              | 7            | 5              | 1               | 5                 | 76                  | 16                       | 15                   | 10                       | 44         | 16               | 6             | 11                | 11                  |
| \$3,000 to \$3,999.....  | 184                              | 4            | ...            | 3               | 9                 | 127                 | 9                        | 26                   | 6                        | 45         | 26               | 3             | 6                 | 10                  |
| \$4,000 to \$4,999.....  | 218                              | 6            | 3              | 3               | 8                 | 171                 | 6                        | 16                   | 5                        | 51         | 21               | 5             | 9                 | 16                  |
| \$5,000 to \$7,499.....  | 842                              | 31           | 11             | 39              | 21                | 542                 | 43                       | 130                  | 25                       | 158        | 75               | 27            | 25                | 31                  |
| \$7,500 to \$9,999.....  | 1,611                            | 33           | 22             | 256             | 174               | 757                 | 57                       | 227                  | 85                       | 195        | 142              | 22            | 12                | 19                  |
| \$10,000 to \$14,999.....  | 839                              | 44           | 23             | 228             | 71                | 338                 | 28                       | 59                   | 48                       | 543        | 492              | 15            | 14                | 22                  |
| \$15,000 or more.....  | 469                              | 25           | 20             | 118             | 77                | 203                 | 14                       | 6                    | 6                        | 206        | 179              | 6             | 9                 | 12                  |
| Not reported.....  | 554                              | 25           | 8              | 57              | 33                | 313                 | 19                       | 69                   | 30                       | 168        | 139              | 8             | 4                 | 17                  |
| Median value..... dollars.....   | 8,645                            | 9,495        | ...            | 10,432          | 9,454             | 8,081               | 7,998                    | 8,028                | 8,818                    | 11,129     | 11,937           | ...           | ...               | 6,961               |
| <b>MORTGAGE STATUS</b>   |                                  |              |                |                 |                   |                     |                          |                      |                          |            |                  |               |                   |                     |
| Owner-occupied dwelling units <sup>1</sup> .....                             | 572,338                          | 22,462       | 19,394         | 77,315          | 61,056            | 302,761             | 19,146                   | 54,711               | 15,493                   | 310,984    | 206,950          | 27,228        | 29,356            | 47,450              |
| Mortgaged.....   | 284,653                          | 9,899        | 7,838          | 47,291          | 29,663            | 148,414             | 8,062                    | 26,898               | 6,588                    | 128,263    | 94,106           | 11,549        | 8,507             | 14,101              |
| Not mortgaged.....   | 271,802                          | 11,378       | 10,606         | 28,373          | 29,306            | 146,785             | 10,497                   | 26,798               | 8,059                    | 175,054    | 108,318          | 14,988        | 19,687            | 32,061              |
| Not reported.....  | 15,883                           | 1,185        | 950            | 1,651           | 2,087             | 7,562               | 587                      | 1,015                | 846                      | 7,667      | 4,526            | 691           | 1,162             | 1,288               |

<sup>1</sup> Restricted to 1-dwelling-unit properties.

<sup>2</sup> Restricted to units in 1- to 4-dwelling-unit structures without business.



Table 21.—FINANCIAL CHARACTERISTICS OF URBAN AND RURAL-NONFARM DWELLING UNITS, FOR STANDARD METROPOLITAN AREAS AND CONSTITUENT COUNTIES, URBANIZED AREAS, AND URBAN PLACES OF 10,000 OR MORE: 1950—Con.

[Median not shown where base is less than 100]

| Subject  | Standard metropolitan areas—Con. |                                       |   |                |                                   | Urbanized areas |        |                 |                 |           |                   |                 |         |          |  |  |
|--|----------------------------------|---------------------------------------|---|----------------|-----------------------------------|-----------------|--------|-----------------|-----------------|-----------|-------------------|-----------------|---------|----------|--|--|
|  | Reading<br>Berks<br>County       | Scranton<br>Lack-<br>awanna<br>County | Wilkes-<br>Barre--<br>Hazleton<br>Luzerne<br>County | York<br>County | Allen-<br>town-<br>Beth-<br>lehem | Altoona         | Erie   | Harris-<br>burg | Johans-<br>town | Lancaster | Phila-<br>delphia | Pitts-<br>burgh | Reading | Scranton |  |  |
| Total dwelling units.....  | 70,337                           | 72,704                                | 107,956   | 53,178         | 63,515                            | 25,777          | 43,296 | 51,616          | 25,959          | 22,840    | 845,474           | 439,892         | 47,030  | 67,560   |  |  |
| <b>CONTRACT MONTHLY RENT</b>   |                                  |                                       |   |                |                                   |                 |        |                 |                 |           |                   |                 |         |          |  |  |
| Renter-occupied dwelling units.....  | 24,828                           | 33,823                                | 48,879  | 19,103         | 24,488                            | 9,438           | 18,671 | 22,332          | 12,908          | 10,125    | 325,445           | 212,356         | 16,958  | 32,539   |  |  |
| Less than \$10.....  | 615                              | 461                                   | 988   | 536            | 187                               | 83              | 57     | 219             | 118             | 73        | 1,541             | 1,455           | 106     | 379      |  |  |
| \$10 to \$14.....  | 1,641                            | 2,773                                 | 4,318   | 1,903          | 887                               | 575             | 513    | 1,002           | 765             | 346       | 8,302             | 7,736           | 469     | 2,572    |  |  |
| \$15 to \$19.....  | 2,443                            | 5,969                                 | 8,278   | 2,699          | 1,994                             | 1,054           | 1,582  | 1,509           | 1,516           | 939       | 15,167            | 15,406          | 1,155   | 5,756    |  |  |
| \$20 to \$24.....  | 2,732                            | 5,256                                 | 7,671   | 2,354          | 2,386                             | 1,434           | 2,260  | 1,732           | 1,801           | 1,236     | 29,321            | 21,801          | 1,695   | 5,126    |  |  |
| \$25 to \$29.....  | 3,634                            | 5,045                                 | 7,173   | 2,294          | 3,073                             | 1,788           | 2,497  | 2,116           | 1,904           | 1,639     | 40,771            | 25,495          | 2,828   | 4,914    |  |  |
| \$30 to \$34.....  | 2,950                            | 3,434                                 | 4,806   | 1,946          | 2,766                             | 1,268           | 2,562  | 2,231           | 1,615           | 1,260     | 36,450            | 22,493          | 2,387   | 3,366    |  |  |
| \$35 to \$39.....  | 2,640                            | 2,648                                 | 3,764   | 1,539          | 3,349                             | 988             | 1,920  | 2,425           | 1,505           | 1,191     | 34,617            | 24,522          | 2,276   | 2,584    |  |  |
| \$40 to \$49.....  | 3,010                            | 2,976                                 | 4,359   | 2,105          | 3,988                             | 1,007           | 2,443  | 4,358           | 1,696           | 1,408     | 56,678            | 31,838          | 2,617   | 2,913    |  |  |
| \$50 to \$59.....  | 1,395                            | 1,400                                 | 2,293   | 948            | 1,938                             | 391             | 1,605  | 2,461           | 728             | 480       | 26,395            | 14,878          | 767     | 855      |  |  |
| \$60 to \$74.....  | 874                              | 872                                   | 1,266   | 522            | 1,241                             | 188             | 1,422  | 1,789           | 401             | 204       | 17,630            | 9,288           | 351     | 461      |  |  |
| \$75 to \$99.....  | 415                              | 472                                   | 650   | 281            | 952                               | 64              | 572    | 1,065           | 154             | 204       | 7,604             | 5,923           | 87      | 194      |  |  |
| \$100 or more.....   | 118                              | 204                                   | 197   | 89             | 207                               | 18              | 138    | 245             | 47              | 72        | 18,112            | 12,431          | 983     | 2,046    |  |  |
| Rent free or not reported.....   | 2,361                            | 2,313                                 | 3,116   | 1,927          | 1,520                             | 580             | 1,100  | 1,180           | 658             | 567       | 18,112            | 12,431          | 983     | 2,046    |  |  |
| Median rent.....dollars.....   | 29.79                            | 25.78                                 | 25.63   | 26.98          | 34.79                             | 28.09           | 38.16  | 38.14           | 29.57           | 31.67     | 37.69             | 35.64           | 33.13   | 25.94    |  |  |
| <b>Vacant nonseasonal not dilapidated dwelling units, for rent.....</b>      |                                  |                                       |   |                |                                   |                 |        |                 |                 |           |                   |                 |         |          |  |  |
|  | 314                              | 317                                   | 397   | 212            | 289                               | 137             | 185    | 399             | 78              | 111       | 6,304             | 2,548           | 250     | 300      |  |  |
| Less than \$10.....  | 2                                | 5                                     | 4   | 1              | 2                                 | 1               | ...    | ...             | ...             | ...       | 20                | 35              | ...     | 4        |  |  |
| \$10 to \$19.....  | 20                               | 59                                    | 54  | 28             | 10                                | 10              | 10     | 11              | 6               | 6         | 138               | 77              | 4       | 56       |  |  |
| \$20 to \$29.....  | 58                               | 57                                    | 79  | 43             | 23                                | 43              | 26     | 16              | 12              | 10        | 605               | 274             | 29      | 51       |  |  |
| \$30 to \$39.....  | 45                               | 51                                    | 83  | 39             | 41                                | 28              | 21     | 34              | 14              | 17        | 834               | 292             | 35      | 44       |  |  |
| \$40 to \$49.....  | 37                               | 30                                    | 45  | 28             | 29                                | 27              | 3      | 52              | 19              | 14        | 943               | 262             | 33      | 30       |  |  |
| \$50 to \$59.....  | 20                               | 15                                    | 21  | 22             | 34                                | 3               | 3      | 36              | 6               | 14        | 649               | 226             | 18      | 15       |  |  |
| \$60 to \$74.....  | 51                               | 11                                    | 17  | 5              | 9                                 | 3               | 21     | 40              | 2               | 13        | 673               | 197             | 50      | 11       |  |  |
| \$75 to \$99.....  | 39                               | 22                                    | 12  | 13             | 78                                | 4               | 22     | 134             | 3               | 2         | 802               | 253             | 39      | 22       |  |  |
| \$100 or more.....   | 9                                | 4                                     | 2   | 7              | 10                                | 4               | 7      | 7               | ...             | 2         | 250               | 287             | 6       | 4        |  |  |
| Rent free or not reported.....   | 33                               | 63                                    | 80  | 26             | 53                                | 16              | 40     | 69              | 16              | 33        | 1,390             | 645             | 36      | 63       |  |  |
| Median rent.....dollars.....   | 43.69                            | 30.53                                 | 31.89   | 34.27          | 53.32                             | 31.21           | 44.20  | 65.50           | ...             | 43.79     | 48.62             | 50.01           | 52.83   | 30.94    |  |  |
| <b>GROSS MONTHLY RENT</b>  |                                  |                                       |   |                |                                   |                 |        |                 |                 |           |                   |                 |         |          |  |  |
| Renter-occupied dwelling units.....  | 24,828                           | 33,823                                | 48,879  | 19,103         | 24,488                            | 9,438           | 18,671 | 22,332          | 12,908          | 10,125    | 325,445           | 212,356         | 16,958  | 32,539   |  |  |
| Less than \$10.....  | 105                              | 55                                    | 91  | 93             | 67                                | 32              | 54     | 44              | 25              | 29        | 498               | 867             | 30      | 44       |  |  |
| \$10 to \$14.....  | 331                              | 277                                   | 345   | 300            | 183                               | 182             | 164    | 176             | 137             | 87        | 2,127             | 2,284           | 99      | 241      |  |  |
| \$15 to \$19.....  | 850                              | 980                                   | 1,171   | 751            | 403                               | 397             | 348    | 355             | 413             | 182       | 5,334             | 5,529           | 328     | 904      |  |  |
| \$20 to \$24.....  | 1,624                            | 2,383                                 | 2,799   | 1,559          | 970                               | 836             | 736    | 842             | 953             | 450       | 12,404            | 11,760          | 776     | 2,256    |  |  |
| \$25 to \$29.....  | 2,463                            | 4,203                                 | 5,189   | 2,336          | 1,880                             | 1,182           | 1,388  | 1,407           | 1,421           | 822       | 21,369            | 16,914          | 1,466   | 4,054    |  |  |
| \$30 to \$34.....  | 3,016                            | 4,936                                 | 6,953   | 2,681          | 2,676                             | 1,553           | 1,934  | 2,052           | 1,666           | 1,226     | 31,681            | 22,299          | 2,056   | 4,784    |  |  |
| \$35 to \$39.....  | 3,389                            | 4,676                                 | 6,792   | 2,406          | 3,190                             | 1,453           | 2,354  | 2,352           | 1,759           | 1,420     | 38,466            | 27,272          | 2,521   | 4,566    |  |  |
| \$40 to \$49.....  | 5,262                            | 7,182                                 | 10,894  | 3,768          | 6,178                             | 1,934           | 4,288  | 5,586           | 2,948           | 2,458     | 75,528            | 42,700          | 4,226   | 7,013    |  |  |
| \$50 to \$59.....  | 2,928                            | 3,578                                 | 6,105   | 1,651          | 3,372                             | 765             | 2,768  | 3,667           | 1,643           | 1,468     | 46,956            | 25,746          | 2,466   | 3,486    |  |  |
| \$60 to \$74.....  | 1,507                            | 1,920                                 | 3,513   | 909            | 2,225                             | 338             | 1,909  | 2,670           | 852             | 902       | 34,682            | 21,063          | 1,264   | 1,877    |  |  |
| \$75 to \$99.....  | 616                              | 801                                   | 1,290   | 400            | 1,311                             | 119             | 985    | 1,300           | 286             | 377       | 20,490            | 12,804          | 518     | 779      |  |  |
| \$100 or more.....   | 204                              | 294                                   | 324   | 139            | 386                               | 36              | 182    | 558             | 74              | 118       | 9,958             | 7,358           | 149     | 279      |  |  |
| Rent free or not reported.....   | 2,533                            | 2,538                                 | 3,413   | 2,110          | 1,647                             | 611             | 1,561  | 1,323           | 731             | 596       | 25,512            | 15,760          | 1,059   | 2,256    |  |  |
| Median rent.....dollars.....   | 38.57                            | 37.50                                 | 39.05   | 36.11          | 42.82                             | 35.30           | 43.18  | 45.37           | 38.69           | 41.77     | 44.52             | 42.16           | 41.09   | 37.63    |  |  |
| <b>VALUE OF ONE-DWELLING-UNIT STRUCTURES</b>                                 |                                  |                                       |   |                |                                   |                 |        |                 |                 |           |                   |                 |         |          |  |  |
| Owner-occupied dwelling units <sup>1</sup> .....                             | 36,932                           | 23,338                                | 38,320  | 26,322         | 32,356                            | 13,388          | 16,538 | 23,467          | 8,902           | 10,372    | 430,848           | 161,735         | 24,897  | 20,979   |  |  |
| Less than \$2,000.....   | 824                              | 1,003                                 | 1,717   | 613            | 276                               | 359             | 228    | 477             | 169             | 224       | 3,592             | 2,739           | 273     | 838      |  |  |
| \$2,000 to \$2,999.....  | 1,371                            | 1,707                                 | 2,823   | 901            | 564                               | 977             | 288    | 772             | 291             | 148       | 8,513             | 3,689           | 678     | 1,487    |  |  |
| \$3,000 to \$3,999.....  | 2,586                            | 3,005                                 | 5,047   | 1,807          | 1,438                             | 2,057           | 518    | 1,339           | 546             | 328       | 22,522            | 7,398           | 1,398   | 2,750    |  |  |
| \$4,000 to \$4,999.....  | 3,308                            | 2,968                                 | 5,206   | 2,383          | 2,281                             | 2,407           | 792    | 1,697           | 739             | 536       | 34,771            | 10,783          | 1,989   | 2,754    |  |  |
| \$5,000 to \$5,999.....  | 4,375                            | 3,318                                 | 5,479   | 2,922          | 2,878                             | 2,167           | 1,227  | 1,934           | 887             | 795       | 43,948            | 14,122          | 2,820   | 3,109    |  |  |
| \$6,000 to \$7,499.....  | 7,959                            | 3,814                                 | 7,040   | 5,217          | 6,212                             | 2,473           | 3,221  | 3,562           | 1,584           | 2,086     | 83,583            | 23,826          | 5,695   | 3,533    |  |  |
| \$7,500 to \$9,999.....  | 7,376                            | 2,809                                 | 4,349   | 5,562          | 8,286                             | 1,411           | 4,765  | 5,226           | 1,711           | 2,685     | 108,517           | 29,994          | 5,598   | 2,589    |  |  |
| \$10,000 to \$14,999.....  | 5,517                            | 2,492                                 | 3,571   | 3,943          | 6,901                             | 982             | 3,545  | 5,084           | 1,837           | 2,263     | 75,931            | 43,978          | 4,101   | 2,195    |  |  |
| \$15,000 to \$19,999.....  | 1,622                            | 793                                   | 1,087   | 1,231          | 1,738                             | 244             | 918    | 1,760           | 561             | 724       | 20,152            | 13,709          | 1,237   | 702      |  |  |
| \$20,000 or more.....  | 1,102                            | 560                                   | 924   | 865            | 1,200                             | 149             | 692    | 1,119           | 339             | 417       | 15,802            | 8,306           | 867     | 493      |  |  |
| Not reported.....  | 692                              | 869                                   | 1,077   | 878            | 582                               | 162             | 344    | 497             | 238             | 166       | 13,517            | 3,191           | 241     | 529      |  |  |
| Median value.....dollars.....  | 7,016                            | 5,719                                 | 5,649   | 7,128          | 8,125                             | 5,325           | 8,406  | 8,265           | 7,619           | 8,368     | 7,720             | 8,843           | 7,312   | 5,721    |  |  |
| <b>Vacant nonseasonal not dilapidated dwelling units, for sale only.....</b> |                                  |                                       |   |                |                                   |                 |        |                 |                 |           |                   |                 |         |          |  |  |
|  | 183                              | 81                                    | 150   | 236            | 201                               | 72              | 132    | 122             | 37              | 37        | 3,986             | 1,043           | 127     | 70       |  |  |
| Less than \$3,000.....   | 7                                | 7                                     | 18  | 10             | 5                                 | 2               | 3      | 2               | 1               | 2         | 98                | 11              | 2       | 5        |  |  |
| \$3,000 to \$3,999.....  | 9                                | 13                                    | 15  | 4              | 2                                 | 10              | 1      | 2               | ...             | 1         | 158               | 25              | 3       | 8        |  |  |
| \$4,000 to \$4,999.....  | 12                               | 5                                     | 10  | 8              | 5                                 | 15              | 1      | 9               | 2               | 10        | 191               | 24              | 8       | 5        |  |  |
| \$5,000 to \$7,499.....  | 34                               | 19                                    | 43  | 40             | 16                                | 20              | 23     | 10              | 6               | 9         | 733               | 87              | 25      | 17       |  |  |
| \$7,500 to \$9,999.....  | 38                               | 9                                     | 25  | 79             | 81                                | 7               | 38     | 34              | 5               | 9         | 1,246             | 141             | 25      | 8        |  |  |
| \$10,000 to \$14,999.....  | 38                               | 8                                     | 19  | 46             | 66                                | 12              | 37     | 28              | 13              | 11        | 686               | 436             | 22      | 7        |  |  |
| \$15,000 or more.....  | 12                               | 3                                     | 1   | 20             | 1                                 | 1               | 10     | 12              | 2               | 2         | 376               | 166             | 11      | 3        |  |  |
| Not reported.....  | 33                               | 17                                    | 19  | 29             | 25                                | 5               | 19     | 25              | 4               | 3         | 498               | 153             | 31      | 17       |  |  |
| Median value.....dollars.....  | 8,305                            | ...                                   | 5,986   | 8,605          | 9,302                             | ...             | 9,325  | 9,325           | ...             | ...       | 8,582             | 11,750          | 8,450   | ...      |  |  |
| <b>MORTGAGE STATUS</b>   |                                  |                                       |   |                |                                   |                 |        |                 |                 |           |                   |                 |         |          |  |  |
| Owner-occupied dwelling units <sup>1</sup> .....                             | 40,399                           | 33,934                                | 50,717  | 30,024         | 35,616                            | 15,356          | 21,684 | 26,504          | 12,085          | 11,583    | 464,222           | 213,494         | 27,397  | 31,311   |  |  |
| Mortgaged.....   | 14,203                           | 9,006                                 | 13,349  | 10,792         | 15,748                            | 6,254           | 8,819  | 11,392          | 4,211           | 5,229     | 238,593           | 97,559          | 10,687  | 8,383    |  |  |
| Not mortgaged.....   | 25,494                           | 23,838                                | 35,972  | 18,337         | 19,371                            | 8,965           | 12,473 | 14,661          | 7,570           | 6,191     | 214,735           | 111,656         | 16,490  | 22,181   |  |  |
| Not reported.....  | 702                              | 1,090                                 | 1,396   | 895            | 497                               | 137             | 392    | 451             | 304             | 163       | 10,894            | 4,279           | 220     | 747      |  |  |

<sup>1</sup> Restricted to 1-dwelling-unit properties.  
<sup>2</sup> Restricted to units in 1- to 4-dwelling-unit structures without business.

HOUSING—GENERAL CHARACTERISTICS

Table 21.—FINANCIAL CHARACTERISTICS OF URBAN AND RURAL-NONFARM DWELLING UNITS, FOR STANDARD METROPOLITAN AREAS AND CONSTITUENT COUNTIES, URBANIZED AREAS, AND URBAN PLACES OF 10,000 OR MORE: 1950—Con.

[Median not shown where base is less than 100]

| Subject  | Urbanized areas<br>—Con. |        | Urban places |            |         |           |        |              |           |         |        |            |             |           |
|--|--------------------------|--------|--------------|------------|---------|-----------|--------|--------------|-----------|---------|--------|------------|-------------|-----------|
|  | Wilkes-Barre             | York   | All-quippa   | Allen-town | Altoona | Am-bridge | Arnold | Beaver Falls | Belle-vue | Berwick | Bethel | Beth-lehem | Blooms-burg | Brad-dock |
| Total dwelling units.....  | 75,371                   | 24,464 | 6,683        | 30,978     | 23,126  | 4,693     | 3,020  | 5,116        | 3,753     | 4,271   | 3,156  | 18,212     | 3,410       | 4,387     |
| <b>CONTRACT MONTHLY RENT</b>   |                          |        |              |            |         |           |        |              |           |         |        |            |             |           |
| Renter-occupied dwelling units.....  | 35,901                   | 10,354 | 3,132        | 12,830     | 8,515   | 2,557     | 1,383  | 2,187        | 1,848     | 1,619   | 551    | 7,542      | 1,729       | 3,129     |
| Less than \$10.....  | 388                      | 76     | 1            | 52         | 60      | 29        | 5      | 15           | 3         | 23      | 23     | 46         | 17          | 39        |
| \$10 to \$14.....  | 2,911                    | 534    | 68           | 306        | 487     | 135       | 19     | 81           | 7         | 124     | 29     | 238        | 88          | 252       |
| \$15 to \$19.....  | 6,432                    | 1,052  | 178          | 703        | 927     | 214       | 71     | 180          | 11        | 218     | 52     | 764        | 212         | 402       |
| \$20 to \$24.....  | 5,922                    | 1,170  | 486          | 1,096      | 1,321   | 316       | 134    | 226          | 29        | 257     | 51     | 752        | 303         | 676       |
| \$25 to \$29.....  | 5,520                    | 1,342  | 590          | 1,574      | 1,680   | 454       | 247    | 266          | 65        | 255     | 53     | 924        | 309         | 497       |
| \$30 to \$34.....  | 3,558                    | 1,435  | 477          | 1,526      | 1,177   | 325       | 242    | 277          | 75        | 185     | 30     | 828        | 174         | 344       |
| \$35 to \$39.....  | 2,769                    | 1,144  | 396          | 1,746      | 927     | 296       | 201    | 273          | 151       | 166     | 32     | 1,158      | 141         | 286       |
| \$40 to \$49.....  | 3,121                    | 1,614  | 603          | 2,427      | 925     | 364       | 194    | 404          | 348       | 205     | 47     | 1,153      | 193         | 341       |
| \$50 to \$59.....  | 1,640                    | 732    | 112          | 1,195      | 333     | 139       | 87     | 186          | 408       | 55      | 40     | 566        | 134         | 110       |
| \$60 to \$74.....  | 936                      | 412    | 35           | 739        | 161     | 65        | 31     | 117          | 353       | 20      | 23     | 406        | 46          | 46        |
| \$75 to \$99.....  | 540                      | 211    | 12           | 615        | 47      | 17        | 17     | 21           | 218       | 3       | 83     | 278        | 6           | 7         |
| \$100 or more.....   | 157                      | 49     | 6            | 121        | 11      | 4         | 4      | 6            | 81        | 5       | 20     | 60         | 2           | 5         |
| Rent free or not reported.....   | 2,007                    | 583    | 268          | 730        | 459     | 199       | 135    | 135          | 99        | 103     | 68     | 369        | 104         | 124       |
| Median rent..... dollars.....  | 25.67                    | 31.98  | 30.64        | 36.77      | 28.17   | 29.98     | 32.56  | 34.16        | 54.05     | 27.17   | 35.05  | 34.65      | 27.61       | 25.84     |
| <b>Vacant nonseasonal not dilapidated dwelling units, for rent.....</b>      |                          |        |              |            |         |           |        |              |           |         |        |            |             |           |
|  | 277                      | 136    | 13           | 189        | 129     | 25        | 11     | 12           | 39        | 35      | 1      | 62         | 19          | 16        |
| Less than \$10.....  | 2                        | ...    | ...          | ...        | 1       | ...       | ...    | ...          | ...       | 1       | ...    | ...        | ...         | ...       |
| \$10 to \$19.....  | 30                       | 5      | ...          | 4          | 10      | 1         | 1      | 1            | ...       | 1       | ...    | 1          | 1           | 1         |
| \$20 to \$29.....  | 43                       | 25     | 5            | 11         | 41      | 4         | 1      | 1            | ...       | 2       | ...    | 9          | 3           | 5         |
| \$30 to \$39.....  | 63                       | 29     | 6            | 25         | 26      | 4         | 3      | 1            | 3         | 11      | ...    | 11         | 4           | 1         |
| \$40 to \$49.....  | 30                       | 24     | 1            | 17         | 27      | 8         | 3      | 4            | 1         | 8       | ...    | 12         | 2           | 4         |
| \$50 to \$59.....  | 16                       | 15     | ...          | 23         | 3       | 2         | ...    | 3            | 8         | ...     | ...    | 6          | 1           | 1         |
| \$60 to \$74.....  | 12                       | 4      | ...          | 5          | 2       | 1         | ...    | ...          | 5         | 2       | ...    | 2          | 3           | ...       |
| \$75 to \$99.....  | 8                        | 9      | ...          | 67         | 4       | ...       | ...    | ...          | 6         | ...     | ...    | 5          | ...         | ...       |
| \$100 or more.....   | 1                        | 5      | ...          | 5          | 2       | ...       | ...    | ...          | 8         | ...     | ...    | 2          | ...         | ...       |
| Rent free or not reported.....   | 72                       | 20     | 1            | 32         | 13      | 5         | 3      | 2            | 8         | 10      | ...    | 14         | 5           | 4         |
| Median rent..... dollars.....  | 33.54                    | 39.14  | ...          | 58.85      | 31.17   | ...       | ...    | ...          | ...       | ...     | ...    | ...        | ...         | ...       |
| <b>GROSS MONTHLY RENT</b>  |                          |        |              |            |         |           |        |              |           |         |        |            |             |           |
| Renter-occupied dwelling units.....  | 35,901                   | 10,354 | 3,132        | 12,830     | 8,515   | 2,557     | 1,383  | 2,187        | 1,848     | 1,619   | 551    | 7,542      | 1,729       | 3,129     |
| Less than \$10.....  | 53                       | 26     | ...          | 42         | 26      | 12        | 2      | 5            | 1         | 2       | 13     | 12         | 2           | 5         |
| \$10 to \$14.....  | 230                      | 81     | 25           | 94         | 163     | 46        | 10     | 12           | 5         | 18      | 11     | 49         | 6           | 41        |
| \$15 to \$19.....  | 719                      | 260    | 53           | 225        | 349     | 96        | 19     | 57           | 5         | 38      | 24     | 86         | 15          | 139       |
| \$20 to \$24.....  | 1,895                    | 588    | 130          | 464        | 762     | 205       | 41     | 99           | 14        | 90      | 26     | 248        | 60          | 260       |
| \$25 to \$29.....  | 3,856                    | 1,070  | 248          | 818        | 1,076   | 271       | 113    | 172          | 30        | 141     | 48     | 563        | 147         | 405       |
| \$30 to \$34.....  | 5,302                    | 1,469  | 397          | 1,281      | 1,427   | 328       | 167    | 259          | 59        | 232     | 43     | 795        | 219         | 538       |
| \$35 to \$39.....  | 5,145                    | 1,405  | 573          | 1,702      | 1,359   | 354       | 215    | 295          | 81        | 247     | 48     | 924        | 277         | 487       |
| \$40 to \$49.....  | 8,303                    | 2,579  | 1,016        | 3,224      | 1,789   | 538       | 374    | 534          | 248       | 422     | 59     | 2,088      | 464         | 659       |
| \$50 to \$59.....  | 4,387                    | 1,186  | 333          | 1,903      | 684     | 291       | 156    | 328          | 341       | 225     | 46     | 1,066      | 253         | 286       |
| \$60 to \$74.....  | 2,523                    | 648    | 139          | 1,242      | 278     | 169       | 80     | 213          | 486       | 76      | 41     | 770        | 138         | 129       |
| \$75 to \$99.....  | 976                      | 281    | 92           | 795        | 92      | 38        | 29     | 59           | 341       | 12      | 49     | 430        | 28          | 20        |
| \$100 or more.....   | 262                      | 85     | 9            | 227        | 25      | 7         | 4      | 9            | 121       | 7       | 66     | 115        | 2           | 7         |
| Rent free or not reported.....   | 2,250                    | 676    | 180          | 813        | 485     | 202       | 173    | 145          | 116       | 109     | 77     | 396        | 118         | 153       |
| Median rent..... dollars.....  | 39.14                    | 39.29  | 39.99        | 43.79      | 35.28   | 37.60     | 40.32  | 41.78        | 62.03     | 39.24   | 43.57  | 43.79      | 41.21       | 35.53     |
| <b>VALUE OF ONE-DWELLING-UNIT STRUCTURES</b>                                 |                          |        |              |            |         |           |        |              |           |         |        |            |             |           |
| Owner-occupied dwelling units <sup>1</sup> .....                             | 26,672                   | 10,656 | 2,693        | 14,868     | 11,946  | 1,213     | 1,060  | 2,237        | 1,184     | 2,002   | 2,316  | 9,003      | 1,118       | 625       |
| Less than \$2,000.....   | 852                      | 134    | 74           | 109        | 267     | 188       | 6      | 260          | 2         | 64      | 11     | 50         | 26          | 5         |
| \$2,000 to \$2,999.....  | 1,672                    | 274    | 39           | 220        | 856     | 7         | 17     | 82           | 3         | 94      | 45     | 114        | 38          | 23        |
| \$3,000 to \$3,999.....  | 3,535                    | 522    | 146          | 535        | 1,897   | 15        | 30     | 121          | 44        | 214     | 129    | 328        | 83          | 54        |
| \$4,000 to \$4,999.....  | 3,844                    | 793    | 253          | 909        | 2,220   | 45        | 82     | 209          | 18        | 271     | 57     | 501        | 112         | 85        |
| \$5,000 to \$5,999.....  | 4,034                    | 1,079  | 283          | 1,132      | 1,974   | 79        | 127    | 304          | 20        | 353     | 119    | 783        | 149         | 103       |
| \$6,000 to \$7,499.....  | 5,285                    | 2,233  | 497          | 2,802      | 2,252   | 217       | 270    | 569          | 137       | 502     | 63     | 1,800      | 215         | 166       |
| \$7,500 to \$9,999.....  | 3,145                    | 2,832  | 534          | 4,165      | 1,202   | 182       | 308    | 288          | 274       | 283     | 198    | 2,236      | 191         | 108       |
| \$10,000 to \$14,999.....  | 2,477                    | 1,628  | 673          | 3,326      | 812     | 396       | 183    | 274          | 516       | 160     | 1,109  | 1,923      | 174         | 47        |
| \$15,000 to \$19,999.....  | 708                      | 527    | 114          | 736        | 205     | 70        | 20     | 69           | 143       | 26      | 373    | 661        | 36          | 7         |
| \$20,000 or more.....  | 594                      | 459    | 29           | 593        | 123     | 10        | 11     | 44           | 38        | 11      | 191    | 451        | 36          | 9         |
| Not reported.....  | 526                      | 175    | 51           | 341        | 138     | 4         | 6      | 17           | 29        | 24      | 21     | 156        | 32          | 18        |
| Median value..... dollars.....   | 5,736                    | 7,631  | 7,586        | 8,384      | 5,286   | 8,185     | 7,422  | 6,303        | 11,108    | 5,930   | 12,319 | 8,398      | 6,892       | 6,253     |
| <b>Vacant nonseasonal not dilapidated dwelling units, for sale only.....</b> |                          |        |              |            |         |           |        |              |           |         |        |            |             |           |
|  | 100                      | 95     | 7            | 81         | 69      | 1         | 3      | 5            | 9         | 10      | 23     | 48         | 6           | ...       |
| Less than \$3,000.....   | 13                       | 7      | ...          | 4          | 2       | ...       | ...    | ...          | ...       | 1       | ...    | ...        | ...         | ...       |
| \$3,000 to \$3,999.....  | 9                        | 4      | ...          | ...        | 9       | ...       | ...    | ...          | ...       | ...     | ...    | 1          | ...         | ...       |
| \$4,000 to \$4,999.....  | 6                        | 4      | ...          | 2          | 15      | ...       | ...    | ...          | ...       | ...     | ...    | 4          | 1           | ...       |
| \$5,000 to \$7,499.....  | 27                       | 19     | ...          | 9          | 20      | ...       | ...    | ...          | ...       | ...     | ...    | ...        | ...         | ...       |
| \$7,500 to \$9,999.....  | 18                       | 23     | ...          | 20         | 7       | ...       | ...    | ...          | ...       | ...     | ...    | 14         | 1           | ...       |
| \$10,000 to \$14,999.....  | 13                       | 21     | ...          | 23         | 9       | ...       | ...    | ...          | ...       | ...     | ...    | 20         | 3           | ...       |
| \$15,000 or more.....  | ...                      | 7      | ...          | 9          | 3       | ...       | ...    | ...          | ...       | ...     | ...    | 12         | 1           | ...       |
| Not reported.....  | 14                       | 10     | 3            | 14         | 4       | ...       | ...    | ...          | ...       | ...     | ...    | 3          | ...         | ...       |
| Median value..... dollars.....   | 6,391                    | ...    | ...          | ...        | ...     | ...       | ...    | ...          | ...       | ...     | ...    | ...        | ...         | ...       |
| <b>MORTGAGE STATUS</b>   |                          |        |              |            |         |           |        |              |           |         |        |            |             |           |
| Owner-occupied dwelling units <sup>1</sup> .....                             | 35,246                   | 12,687 | 3,289        | 16,421     | 13,770  | 1,906     | 1,524  | 2,696        | 1,793     | 2,366   | 2,489  | 9,900      | 1,453       | 1,083     |
| Mortgaged.....   | 9,229                    | 5,365  | 1,233        | 7,622      | 5,745   | 551       | 613    | 1,131        | 945       | 688     | 1,640  | 4,450      | 405         | 313       |
| Not mortgaged.....   | 25,288                   | 7,180  | 2,011        | 8,575      | 7,914   | 1,326     | 905    | 1,536        | 835       | 1,651   | 821    | 5,295      | 1,041       | 740       |
| Not reported.....  | 729                      | 142    | 45           | 224        | 111     | 29        | 6      | 29           | 13        | 27      | 28     | 155        | 7           | 30        |

<sup>1</sup> Restricted to 1-dwelling-unit properties.

<sup>2</sup> Restricted to units in 1- to 4-dwelling-unit structures without business.

PENNSYLVANIA

Table 21.—FINANCIAL CHARACTERISTICS OF URBAN AND RURAL-NONFARM DWELLING UNITS, FOR STANDARD METROPOLITAN AREAS AND CONSTITUENT COUNTIES, URBANIZED AREAS, AND URBAN PLACES OF 10,000 OR MORE: 1950—Con.

[Median not shown where base is less than 100]

| Subject   | Urban places—Con. |           |         |        |            |                 |               |               |                       |         |               |                  |               |                         |
|---|-------------------|-----------|---------|--------|------------|-----------------|---------------|---------------|-----------------------|---------|---------------|------------------|---------------|-------------------------|
|   | Bradford          | Brentwood | Bristol | Butler | Canonsburg | Carbon-<br>dale | Car-<br>lisle | Car-<br>negie | Cham-<br>ber-<br>burg | Chester | Clair-<br>ton | Coates-<br>ville | Colum-<br>bia | Con-<br>nells-<br>ville |
| Total dwelling units.....   | 5,606             | 3,934     | 3,469   | 7,250  | 3,517      | 4,596           | 5,007         | 3,452         | 5,327                 | 18,208  | 5,099         | 3,869            | 3,437         | 3,978                   |
| <b>CONTRACT MONTHLY RENT</b>  |                   |           |         |        |            |                 |               |               |                       |         |               |                  |               |                         |
| Renter-occupied dwelling units.....   | 2,495             | 1,370     | 1,104   | 3,484  | 1,661      | 2,027           | 2,460         | 1,616         | 2,849                 | 8,849   | 2,410         | 1,778            | 1,101         | 1,989                   |
| Less than \$10.....   | 2                 | 1         | 5       | 60     | 7          | 30              | 68            | 15            | 92                    | 43      | 8             | 6                | 39            | 28                      |
| \$10 to \$14.....   | 16                | 1         | 26      | 130    | 58         | 144             | 53            | 100           | 284                   | 165     | 61            | 75               | 165           | 124                     |
| \$15 to \$19.....   | 54                | 1         | 58      | 217    | 120        | 337             | 87            | 116           | 407                   | 407     | 126           | 187              | 192           | 214                     |
| \$20 to \$24.....   | 116               | 10        | 91      | 312    | 212        | 326             | 240           | 175           | 403                   | 715     | 197           | 323              | 146           | 258                     |
| \$25 to \$29.....   | 230               | 24        | 115     | 496    | 311        | 375             | 290           | 237           | 342                   | 1,021   | 331           | 294              | 146           | 290                     |
| \$30 to \$34.....   | 352               | 31        | 117     | 386    | 237        | 262             | 324           | 150           | 232                   | 1,051   | 362           | 152              | 101           | 326                     |
| \$35 to \$39.....   | 379               | 52        | 124     | 346    | 182        | 184             | 374           | 174           | 323                   | 1,180   | 749           | 171              | 68            | 171                     |
| \$40 to \$49.....   | 583               | 118       | 222     | 624    | 247        | 161             | 283           | 276           | 308                   | 1,899   | 292           | 220              | 86            | 270                     |
| \$50 to \$59.....   | 380               | 312       | 238     | 349    | 95         | 46              | 222           | 155           | 152                   | 935     | 101           | 142              | 41            | 117                     |
| \$60 to \$74.....   | 141               | 425       | 74      | 208    | 52         | 15              | 248           | 99            | 97                    | 686     | 50            | 79               | 14            | 64                      |
| \$75 to \$99.....   | 48                | 219       | 23      | 86     | 15         | 3               | 89            | 16            | 43                    | 174     | 27            | 35               | 5             | 10                      |
| \$100 or more.....  | 17                | 82        | 10      | 23     | 7          | 1               | 19            | 7             | 7                     | 465     | 100           | 87               | 95            | 113                     |
| Rent free or not reported.....  | 94                | 101       | 247     | 118    | 143        | 163             | 100           | 158           | 27                    | 6       | 6             | 7                | 3             | 4                       |
| Median rent..... dollars.....   | 39.67             | 62.61     | 38.11   | 34.75  | 30.84      | 25.90           | 35.66         | 33.33         | 26.83                 | 37.59   | 34.97         | 28.83            | 23.16         | 29.87                   |
| <b>Vacant nonsessional not dilapidated dwelling units, for rent.....</b>      |                   |           |         |        |            |                 |               |               |                       |         |               |                  |               |                         |
| Less than \$10.....   | 106               | 26        | 12      | 68     | 21         | 25              | 45            | 14            | 53                    | 143     | 15            | 26               | 17            | 23                      |
| \$10 to \$19.....   | 1                 | 1         | 1       | 1      | 1          | 1               | 1             | 1             | 1                     | 1       | 1             | 1                | 1             | 1                       |
| \$20 to \$29.....   | 9                 | 1         | 2       | 3      | 3          | 3               | 3             | 2             | 3                     | 7       | 3             | 5                | 4             | 1                       |
| \$30 to \$39.....   | 26                | 1         | 11      | 8      | 6          | 3               | 9             | 1             | 3                     | 24      | 5             | 3                | 3             | 3                       |
| \$40 to \$49.....   | 26                | 1         | 9       | 2      | 1          | 1               | 4             | 1             | 5                     | 19      | 1             | 1                | 1             | 1                       |
| \$50 to \$59.....   | 22                | 5         | 4       | 2      | 4          | 1               | 3             | 1             | 4                     | 16      | 2             | 1                | 1             | 1                       |
| \$60 to \$74.....   | 11                | 7         | 1       | 6      | 2          | 1               | 10            | 2             | 5                     | 14      | 1             | 1                | 1             | 2                       |
| \$75 to \$99.....   | 3                 | 6         | 1       | 4      | 1          | 1               | 4             | 1             | 1                     | 2       | 2             | 9                | 1             | 1                       |
| \$100 or more.....  | 4                 | 7         | 1       | 2      | 2          | 2               | 11            | 9             | 28                    | 59      | 2             | 4                | 7             | 14                      |
| Rent free or not reported.....  | 4                 | 1         | 25      | 2      | 2          | 11              | 9             | 28            | 59                    | 2       | 4             | 7                | 14            | 14                      |
| Median rent..... dollars.....   | 45.27             | ...       | ...     | ...    | ...        | ...             | ...           | ...           | ...                   | 44.76   | ...           | ...              | ...           | ...                     |
| <b>GROSS MONTHLY RENT</b>   |                   |           |         |        |            |                 |               |               |                       |         |               |                  |               |                         |
| Renter-occupied dwelling units.....   | 2,495             | 1,370     | 1,104   | 3,484  | 1,661      | 2,027           | 2,460         | 1,616         | 2,849                 | 8,849   | 2,410         | 1,778            | 1,101         | 1,989                   |
| Less than \$10.....   | 2                 | 2         | 2       | 11     | 3          | 3               | 16            | 9             | 25                    | 5       | 6             | ...              | 5             | 6                       |
| \$10 to \$14.....   | 22                | ...       | 6       | 18     | 21         | 12              | 50            | 16            | 53                    | 35      | 13            | 3                | 30            | 36                      |
| \$15 to \$19.....   | 48                | ...       | 9       | 70     | 34         | 35              | 63            | 31            | 91                    | 86      | 42            | 9                | 45            | 90                      |
| \$20 to \$24.....   | 72                | 4         | 30      | 218    | 86         | 95              | 149           | 102           | 197                   | 239     | 103           | 66               | 77            | 140                     |
| \$25 to \$29.....   | 78                | 11        | 63      | 258    | 146        | 180             | 254           | 140           | 299                   | 420     | 158           | 123              | 140           | 207                     |
| \$30 to \$34.....   | 144               | 17        | 106     | 404    | 213        | 275             | 272           | 170           | 358                   | 622     | 296           | 200              | 183           | 309                     |
| \$35 to \$39.....   | 236               | 35        | 128     | 400    | 242        | 318             | 299           | 201           | 386                   | 925     | 821           | 268              | 153           | 293                     |
| \$40 to \$49.....   | 551               | 108       | 268     | 819    | 402        | 558             | 459           | 353           | 689                   | 2,300   | 437           | 467              | 194           | 422                     |
| \$50 to \$59.....   | 556               | 217       | 179     | 500    | 203        | 282             | 336           | 237           | 318                   | 1,888   | 211           | 244              | 108           | 201                     |
| \$60 to \$74.....   | 373               | 493       | 149     | 344    | 122        | 102             | 247           | 146           | 172                   | 1,163   | 105           | 140              | 45            | 129                     |
| \$75 to \$99.....   | 105               | 266       | 34      | 157    | 46         | 9               | 95            | 66            | 69                    | 422     | 45            | 66               | 12            | 34                      |
| \$100 or more.....  | 22                | 104       | 16      | 30     | 14         | 3               | 35            | 8             | 13                    | 68      | 9             | 9                | 7             | 7                       |
| Rent free or not reported.....  | 184               | 113       | 114     | 255    | 129        | 155             | 185           | 105           | 179                   | 676     | 164           | 183              | 102           | 115                     |
| Median rent..... dollars.....   | 48.00             | 66.63     | 45.13   | 42.38  | 40.02      | 39.82           | 40.25         | 41.04         | 38.54                 | 47.13   | 37.58         | 42.25            | 35.14         | 37.04                   |
| <b>VALUE OF ONE-DWELLING-UNIT STRUCTURES</b>                                  |                   |           |         |        |            |                 |               |               |                       |         |               |                  |               |                         |
| Owner-occupied dwelling units <sup>1</sup> .....                              | 2,452             | 2,101     | 1,945   | 2,630  | 1,228      | 1,786           | 1,991         | 1,289         | 1,801                 | 7,766   | 2,041         | 1,817            | 1,935         | 1,501                   |
| Less than \$2,000.....  | 45                | 3         | 20      | 73     | 14         | 141             | 43            | 8             | 32                    | 59      | 18            | 23               | 113           | 81                      |
| \$2,000 to \$2,999.....   | 67                | ...       | 76      | 75     | 25         | 177             | 33            | 46            | 145                   | 47      | 48            | 17               | 169           | 124                     |
| \$3,000 to \$3,999.....   | 126               | 4         | 129     | 185    | 68         | 229             | 117           | 56            | 69                    | 361     | 69            | 102              | 262           | 185                     |
| \$4,000 to \$4,999.....   | 204               | 7         | 153     | 268    | 120        | 291             | 155           | 86            | 120                   | 538     | 148           | 164              | 266           | 195                     |
| \$5,000 to \$5,999.....   | 282               | 13        | 213     | 303    | 174        | 271             | 152           | 127           | 154                   | 748     | 302           | 183              | 253           | 215                     |
| \$6,000 to \$7,499.....   | 460               | 34        | 401     | 536    | 303        | 299             | 333           | 262           | 314                   | 2,225   | 440           | 393              | 345           | 270                     |
| \$7,500 to \$9,999.....   | 428               | 277       | 518     | 478    | 229        | 195             | 375           | 341           | 394                   | 2,066   | 565           | 443              | 238           | 215                     |
| \$10,000 to \$14,999.....   | 428               | 1,252     | 207     | 387    | 96         | 328             | 368           | 286           | 398                   | 926     | 328           | 295              | 182           | 151                     |
| \$15,000 to \$19,999.....   | 215               | 324       | 38      | 163    | 56         | 36              | 160           | 52            | 146                   | 145     | 80            | 69               | 37            | 32                      |
| \$20,000 or more.....   | 169               | 155       | 21      | 101    | 11         | 17              | 111           | 22            | 91                    | 108     | 21            | 68               | 35            | 16                      |
| Not reported.....   | 28                | 32        | 169     | 61     | 20         | 34              | 102           | 16            | 37                    | 425     | 23            | 29               | 35            | 17                      |
| Median value..... dollars.....  | 7,614             | 12,732    | 7,061   | 7,015  | 6,955      | 5,090           | 7,913         | 7,923         | 8,383                 | 7,177   | 7,399         | 7,377            | 5,503         | 5,680                   |
| <b>Vacant nonsessional not dilapidated dwelling units, for sale only.....</b> |                   |           |         |        |            |                 |               |               |                       |         |               |                  |               |                         |
| Less than \$3,000.....  | 21                | 43        | 9       | 8      | 4          | 8               | 6             | 2             | 17                    | 21      | 5             | 3                | 16            | 2                       |
| \$3,000 to \$3,999.....   | ...               | 1         | 1       | 1      | ...        | 1               | 3             | ...           | ...                   | ...     | ...           | ...              | 4             | ...                     |
| \$4,000 to \$4,999.....   | ...               | ...       | ...     | ...    | ...        | 1               | 1             | ...           | ...                   | ...     | 1             | 1                | 1             | ...                     |
| \$5,000 to \$7,499.....   | ...               | ...       | ...     | ...    | 3          | 3               | ...           | 3             | 8                     | ...     | ...           | ...              | 4             | ...                     |
| \$7,500 to \$9,999.....   | 3                 | 3         | 1       | 3      | ...        | 2               | ...           | ...           | 5                     | 7       | 2             | ...              | 3             | ...                     |
| \$10,000 to \$14,999.....   | 5                 | 28        | 1       | 1      | ...        | ...             | 1             | ...           | 7                     | 1       | 1             | 1                | 1             | ...                     |
| \$15,000 or more.....   | 5                 | 5         | 1       | 1      | ...        | ...             | ...           | ...           | 2                     | 2       | ...           | 1                | 2             | ...                     |
| Not reported.....   | 1                 | 6         | 4       | 2      | 1          | ...             | 1             | ...           | 2                     | 3       | 1             | ...              | 1             | ...                     |
| Median value..... dollars.....  | ...               | ...       | ...     | ...    | ...        | ...             | ...           | ...           | ...                   | ...     | ...           | ...              | ...           | ...                     |
| <b>MORTGAGE STATUS</b>  |                   |           |         |        |            |                 |               |               |                       |         |               |                  |               |                         |
| Owner-occupied dwelling units <sup>1</sup> .....                              | 2,810             | 2,408     | 2,086   | 3,420  | 1,682      | 2,276           | 2,264         | 1,705         | 2,185                 | 8,283   | 2,480         | 1,938            | 2,089         | 1,844                   |
| Mortgaged.....  | 1,130             | 1,519     | 844     | 1,130  | 620        | 436             | 930           | 686           | 605                   | 4,054   | 1,153         | 697              | 655           | 405                     |
| Not mortgaged.....  | 1,646             | 847       | 1,213   | 2,206  | 1,040      | 1,804           | 1,301         | 992           | 1,549                 | 3,940   | 1,298         | 1,175            | 1,413         | 1,413                   |
| Not reported.....   | 34                | 42        | 29      | 84     | 22         | 36              | 33            | 27            | 31                    | 289     | 29            | 66               | 21            | 26                      |

<sup>1</sup> Restricted to 1-dwelling-unit properties.  
<sup>2</sup> Restricted to units in 1- to 4-dwelling-unit structures without business.

HOUSING—GENERAL CHARACTERISTICS

Table 21.—FINANCIAL CHARACTERISTICS OF URBAN AND RURAL-NONFARM DWELLING UNITS, FOR STANDARD METROPOLITAN AREAS AND CONSTITUENT COUNTIES, URBANIZED AREAS, AND URBAN PLACES OF 10,000 OR MORE: 1950—Con.

[Median not shown where base is less than 100]

| Subject  | Urban places—Con. |                 |       |        |         |         |              |          |        |                 |        |         |               |                 |
|--|-------------------|-----------------|-------|--------|---------|---------|--------------|----------|--------|-----------------|--------|---------|---------------|-----------------|
|  | Consho-<br>hooken | Cora-<br>opolis | Darby | Donora | Dormont | Du Bois | Dun-<br>more | Duquesne | Easton | Ellwood<br>City | Erie   | Farrell | Frank-<br>lin | Greens-<br>burg |
| Total dwelling units.....  | 2,717             | 3,033           | 3,607 | 3,391  | 4,334   | 3,513   | 5,517        | 4,839    | 10,479 | 3,767           | 37,955 | 3,621   | 3,268         | 5,218           |
| <b>CONTRACT MONTHLY RENT</b>   |                   |                 |       |        |         |         |              |          |        |                 |        |         |               |                 |
| Renter-occupied dwelling units.....  | 725               | 1,309           | 894   | 1,729  | 1,902   | 1,495   | 2,310        | 2,372    | 4,620  | 1,355           | 17,743 | 1,486   | 1,408         | 2,513           |
| Less than \$10.....  | 1                 | 9               | 2     | 24     | ...     | 8       | 22           | 8        | 67     | 16              | 52     | 29      | 13            | 5               |
| \$10 to \$14.....  | 24                | 11              | 10    | 114    | 1       | 42      | 129          | 99       | 35     | 30              | 501    | 114     | 86            | 39              |
| \$15 to \$19.....  | 37                | 69              | 22    | 272    | 3       | 93      | 285          | 177      | 98     | 66              | 1,547  | 219     | 146           | 86              |
| \$20 to \$24.....  | 70                | 121             | 74    | 323    | 5       | 147     | 349          | 274      | 448    | 120             | 2,182  | 244     | 179           | 146             |
| \$25 to \$29.....  | 110               | 137             | 158   | 296    | 19      | 173     | 395          | 310      | 671    | 213             | 2,305  | 271     | 219           | 272             |
| \$30 to \$34.....  | 89                | 187             | 94    | 205    | 36      | 155     | 270          | 430      | 723    | 293             | 2,498  | 216     | 168           | 260             |
| \$35 to \$39.....  | 89                | 156             | 101   | 164    | 56      | 188     | 202          | 424      | 782    | 182             | 1,899  | 104     | 118           | 268             |
| \$40 to \$49.....  | 127               | 279             | 152   | 134    | 293     | 289     | 214          | 299      | 498    | 224             | 2,331  | 94      | 207           | 515             |
| \$50 to \$59.....  | 61                | 132             | 103   | 30     | 476     | 165     | 127          | 117      | 252    | 72              | 1,529  | 48      | 101           | 377             |
| \$60 to \$74.....  | 33                | 106             | 81    | 10     | 584     | 88      | 95           | 85       | 602    | 30              | 1,310  | 15      | 56            | 206             |
| \$75 to \$99.....  | 18                | 27              | 35    | ...    | 247     | 19      | 44           | 11       | 178    | 8               | 517    | 8       | 23            | 102             |
| \$100 or more.....   | 2                 | 7               | 3     | 1      | 77      | 2       | 15           | 1        | 23     | 4               | 128    | 4       | ...           | 43              |
| Rent free or not reported.....   | 64                | 68              | 59    | 156    | 105     | 126     | 163          | 137      | 243    | 97              | 984    | 120     | 92            | 194             |
| Median rent..... dollars.....  | 34.47             | 37.27           | 37.35 | 25.40  | 59.74   | 36.27   | 28.15        | 32.40    | 35.44  | 32.64           | 33.09  | 25.92   | 29.95         | 41.12           |
| <b>Vacant nonseasonal not dilapidated dwelling units, for rent.....</b>      |                   |                 |       |        |         |         |              |          |        |                 |        |         |               |                 |
| Less than \$10.....  | 9                 | 19              | 9     | 19     | 19      | 8       | 35           | 9        | 97     | 19              | 161    | 7       | 32            | 123             |
| \$10 to \$14.....  | ...               | ...             | ...   | ...    | ...     | ...     | ...          | ...      | ...    | ...             | ...    | ...     | ...           | ...             |
| \$15 to \$19.....  | 1                 | 2               | ...   | 6      | 1       | 1       | 6            | ...      | 6      | ...             | 26     | ...     | 1             | 7               |
| \$20 to \$24.....  | 1                 | 2               | ...   | 5      | ...     | 1       | 5            | 1        | 21     | ...             | 31     | ...     | 6             | 9               |
| \$25 to \$29.....  | ...               | 4               | 4     | 2      | 4       | 3       | 1            | 2        | 22     | 7               | 20     | ...     | 11            | 12              |
| \$30 to \$34.....  | ...               | 2               | 2     | 1      | 2       | 3       | 2            | 2        | 3      | 2               | 4      | ...     | 5             | 2               |
| \$35 to \$39.....  | 1                 | ...             | 2     | 1      | 3       | ...     | 2            | ...      | 12     | 1               | 16     | ...     | 2             | 7               |
| \$40 to \$49.....  | ...               | 7               | ...   | ...    | 2       | ...     | 5            | ...      | 14     | 2               | 15     | ...     | 1             | 80              |
| \$50 to \$59.....  | ...               | ...             | ...   | ...    | 2       | ...     | 3            | ...      | ...    | ...             | 5      | ...     | ...           | 2               |
| \$60 to \$74.....  | 3                 | 2               | 1     | 2      | 5       | ...     | 11           | 3        | 14     | 2               | 34     | 2       | ...           | 3               |
| \$75 to \$99.....  | ...               | ...             | ...   | ...    | ...     | ...     | ...          | ...      | ...    | ...             | 41.92  | ...     | ...           | 81.38           |
| \$100 or more.....   | ...               | ...             | ...   | ...    | ...     | ...     | ...          | ...      | ...    | ...             | ...    | ...     | ...           | ...             |
| Rent free or not reported.....   | 3                 | 2               | 1     | 2      | 5       | ...     | 11           | 3        | 14     | 2               | 34     | 2       | ...           | 3               |
| Median rent..... dollars.....  | ...               | ...             | ...   | ...    | ...     | ...     | ...          | ...      | ...    | ...             | 41.92  | ...     | ...           | 81.38           |
| <b>GROSS MONTHLY RENT</b>  |                   |                 |       |        |         |         |              |          |        |                 |        |         |               |                 |
| Renter-occupied dwelling units.....  | 725               | 1,309           | 894   | 1,729  | 1,902   | 1,495   | 2,310        | 2,372    | 4,620  | 1,355           | 17,743 | 1,486   | 1,408         | 2,513           |
| Less than \$10.....  | 2                 | 6               | 1     | 8      | 2       | 8       | 2            | 2        | 13     | 7               | 52     | 8       | 6             | 4               |
| \$10 to \$14.....  | 4                 | 6               | 4     | 22     | ...     | 14      | 9            | 33       | 47     | 9               | 158    | 31      | 23            | 15              |
| \$15 to \$19.....  | 11                | 16              | 6     | 78     | 3       | 26      | 43           | 61       | 94     | 27              | 335    | 76      | 40            | 19              |
| \$20 to \$24.....  | 21                | 48              | 14    | 183    | 9       | 76      | 123          | 159      | 212    | 61              | 709    | 105     | 110           | 70              |
| \$25 to \$29.....  | 53                | 73              | 30    | 260    | 12      | 108     | 246          | 195      | 464    | 98              | 1,280  | 173     | 165           | 135             |
| \$30 to \$34.....  | 64                | 132             | 64    | 299    | 25      | 141     | 328          | 260      | 695    | 128             | 1,765  | 191     | 178           | 192             |
| \$35 to \$39.....  | 98                | 150             | 98    | 270    | 43      | 168     | 318          | 383      | 657    | 178             | 2,282  | 258     | 195           | 221             |
| \$40 to \$49.....  | 194               | 330             | 223   | 313    | 161     | 356     | 481          | 488      | 1,086  | 445             | 4,150  | 315     | 269           | 564             |
| \$50 to \$59.....  | 113               | 240             | 194   | 97     | 315     | 240     | 294          | 196      | 504    | 187             | 2,657  | 127     | 165           | 447             |
| \$60 to \$74.....  | 66                | 166             | 139   | 33     | 650     | 167     | 181          | 143      | 328    | 83              | 1,826  | 42      | 97            | 377             |
| \$75 to \$99.....  | 21                | 58              | 46    | 6      | 418     | 55      | 95           | 40       | 214    | 24              | 923    | 15      | 39            | 166             |
| \$100 or more.....   | 6                 | 11              | 10    | 1      | 116     | 7       | 21           | 6        | 68     | 7               | 165    | 6       | 7             | 66              |
| Rent free or not reported.....   | 72                | 73              | 65    | 159    | 148     | 129     | 169          | 406      | 238    | 101             | 1,441  | 139     | 114           | 237             |
| Median rent..... dollars.....  | 43.29             | 45.17           | 48.36 | 33.41  | 66.58   | 43.49   | 39.53        | 38.06    | 39.58  | 42.17           | 43.28  | 36.23   | 37.71         | 48.05           |
| <b>VALUE OF ONE-DWELLING-UNIT STRUCTURES</b>                                 |                   |                 |       |        |         |         |              |          |        |                 |        |         |               |                 |
| Owner-occupied dwelling units <sup>1</sup> .....                             | 1,642             | 1,305           | 2,422 | 1,109  | 1,868   | 1,592   | 1,956        | 1,575    | 4,492  | 1,858           | 13,314 | 1,727   | 1,377         | 1,852           |
| Less than \$2,000.....   | 14                | 14              | 5     | 29     | 5       | 17      | 46           | 10       | 95     | 6               | 141    | 32      | 94            | 20              |
| \$2,000 to \$2,999.....  | 14                | 28              | 11    | 48     | ...     | 66      | 83           | 19       | 278    | 28              | 172    | 64      | 93            | 41              |
| \$3,000 to \$3,999.....  | 43                | 47              | 36    | 80     | 5       | 181     | 154          | 53       | 438    | 47              | 359    | 151     | 158           | 83              |
| \$4,000 to \$4,999.....  | 114               | 65              | 125   | 121    | 6       | 223     | 198          | 128      | 590    | 122             | 615    | 231     | 159           | 116             |
| \$5,000 to \$5,999.....  | 142               | 141             | 210   | 162    | 10      | 228     | 277          | 176      | 649    | 184             | 1,032  | 329     | 159           | 198             |
| \$6,000 to \$7,499.....  | 303               | 284             | 650   | 245    | 85      | 337     | 320          | 376      | 938    | 440             | 2,764  | 452     | 242           | 332             |
| \$7,500 to \$9,999.....  | 606               | 325             | 1,171 | 197    | 294     | 259     | 275          | 317      | 637    | 482             | 4,032  | 238     | 178           | 361             |
| \$10,000 to \$14,999.....  | 304               | 286             | 135   | 174    | 1,163   | 179     | 336          | 421      | 423    | 393             | 2,654  | 147     | 184           | 385             |
| \$15,000 to \$19,999.....  | 43                | 58              | 16    | 30     | 241     | 56      | 138          | 38       | 195    | 107             | 673    | 41      | 63            | 161             |
| \$20,000 or more.....  | 20                | 34              | 10    | 13     | 40      | 22      | 93           | 13       | 205    | 39              | 571    | 15      | 31            | 126             |
| Not reported.....  | 39                | 23              | 48    | 10     | 19      | 24      | 36           | 24       | 44     | 10              | 301    | 27      | 16            | 29              |
| Median value..... dollars.....   | 8,158             | 7,927           | 7,760 | 6,620  | 12,183  | 6,257   | 6,897        | 7,556    | 6,228  | 7,953           | 8,333  | 6,093   | 6,058         | 8,291           |
| <b>Vacant nonseasonal not dilapidated dwelling units, for sale only.....</b> |                   |                 |       |        |         |         |              |          |        |                 |        |         |               |                 |
| Less than \$3,000.....   | 8                 | ...             | 6     | 4      | 3       | 4       | 8            | 4        | 48     | 10              | 95     | ...     | 20            | 11              |
| \$3,000 to \$3,999.....  | ...               | ...             | ...   | 1      | ...     | 1       | 1            | ...      | 4      | 1               | ...    | ...     | ...           | ...             |
| \$4,000 to \$4,999.....  | 1                 | ...             | ...   | ...    | ...     | ...     | ...          | ...      | 4      | ...             | ...    | ...     | ...           | ...             |
| \$5,000 to \$7,499.....  | 1                 | ...             | 2     | 1      | ...     | 2       | 1            | 1        | 6      | 2               | 21     | ...     | 1             | 1               |
| \$7,500 to \$9,999.....  | 1                 | ...             | ...   | 2      | ...     | ...     | ...          | ...      | 23     | 4               | 24     | ...     | 2             | 1               |
| \$10,000 to \$14,999.....  | 2                 | ...             | 1     | ...    | 3       | ...     | 2            | ...      | 1      | 2               | 29     | ...     | 1             | ...             |
| \$15,000 or more.....  | 1                 | ...             | ...   | ...    | ...     | ...     | ...          | ...      | 5      | 1               | 9      | ...     | 14            | 3               |
| Not reported.....  | 1                 | ...             | 2     | ...    | ...     | ...     | ...          | ...      | 4      | ...             | 12     | ...     | 1             | 2               |
| Median value..... dollars.....   | ...               | ...             | ...   | ...    | ...     | ...     | ...          | ...      | ...    | ...             | ...    | ...     | ...           | ...             |
| <b>MORTGAGE STATUS</b>   |                   |                 |       |        |         |         |              |          |        |                 |        |         |               |                 |
| Owner-occupied dwelling units <sup>2</sup> .....                             | 1,790             | 1,603           | 2,559 | 1,531  | 2,309   | 1,870   | 2,903        | 2,247    | 5,195  | 2,243           | 18,266 | 1,995   | 1,673         | 2,376           |
| Mortgaged.....   | 763               | 620             | 1,641 | 317    | 1,192   | 564     | 931          | 704      | 2,350  | 870             | 7,076  | 516     | 503           | 821             |
| Not mortgaged.....   | 1,027             | 983             | 898   | 1,214  | 1,117   | 1,306   | 1,972        | 1,543    | 2,845  | 1,373           | 11,190 | 1,479   | 1,170         | 1,555           |
| Not reported.....  | 20                | 47              | 40    | 10     | 31      | 31      | 45           | 51       | 71     | 17              | 351    | 30      | 28            | 57              |

<sup>1</sup> Restricted to 1-dwelling-unit properties.

<sup>2</sup> Restricted to units in 1- to 4-dwelling-unit structures without business.

Table 21.—FINANCIAL CHARACTERISTICS OF URBAN AND RURAL-NONFARM DWELLING UNITS, FOR STANDARD METROPOLITAN AREAS AND CONSTITUENT COUNTIES, URBANIZED AREAS, AND URBAN PLACES OF 10,000 OR MORE: 1950—Con.

[Median not shown where base is less than 100]

| Subject  | Urban places—Con. |             |           |            |         |            |            |           |            |            |         |         |            |            |
|--|-------------------|-------------|-----------|------------|---------|------------|------------|-----------|------------|------------|---------|---------|------------|------------|
|  | Hanover           | Harris-burg | Hazle-ton | Home-stead | Indiana | Jean-nette | Johns-town | Kings-ton | Lan-caster | Lans-downe | Latrobe | Lebanon | Lewis-town | Lock Haven |
| Total dwelling units.....  | 4,468             | 28,209      | 9,883     | 2,806      | 3,552   | 4,799      | 17,475     | 6,315     | 19,157     | 3,810      | 3,375   | 8,295   | 4,569      | 3,389      |
| <b>CONTRACT MONTHLY RENT</b>   |                   |             |           |            |         |            |            |           |            |            |         |         |            |            |
| Renter-occupied dwelling units.....  | 2,091             | 14,457      | 5,067     | 1,736      | 1,682   | 2,173      | 9,937      | 3,097     | 9,185      | 1,172      | 1,267   | 3,948   | 2,339      | 1,880      |
| Less than \$10.....  | 18                | 85          | 10        | 5          | 3       | 7          | 65         | 7         | 64         | ...        | 9       | 71      | 13         | 32         |
| \$10 to \$14.....  | 125               | 487         | 70        | 35         | 29      | 64         | 517        | 40        | 316        | 5          | 41      | 329     | 81         | 93         |
| \$15 to \$19.....  | 373               | 878         | 264       | 90         | 68      | 204        | 1,055      | 175       | 838        | 6          | 71      | 582     | 180        | 166        |
| \$20 to \$24.....  | 406               | 1,143       | 640       | 189        | 128     | 342        | 1,345      | 248       | 1,138      | 8          | 119     | 501     | 333        | 288        |
| \$25 to \$29.....  | 332               | 1,391       | 752       | 280        | 173     | 336        | 1,549      | 440       | 1,526      | 22         | 178     | 511     | 408        | 303        |
| \$30 to \$34.....  | 201               | 1,375       | 748       | 227        | 188     | 275        | 1,333      | 415       | 1,167      | 13         | 169     | 400     | 329        | 192        |
| \$35 to \$39.....  | 163               | 1,567       | 683       | 259        | 225     | 234        | 1,316      | 439       | 1,137      | 60         | 152     | 410     | 295        | 223        |
| \$40 to \$49.....  | 250               | 3,051       | 849       | 337        | 387     | 305        | 1,400      | 582       | 1,293      | 235        | 230     | 501     | 371        | 263        |
| \$50 to \$59.....  | 84                | 1,803       | 496       | 124        | 211     | 149        | 561        | 318       | 642        | 264        | 98      | 276     | 136        | 126        |
| \$60 to \$74.....  | 34                | 1,186       | 252       | 62         | 103     | 57         | 266        | 178       | 387        | 289        | 67      | 120     | 68         | 70         |
| \$75 to \$99.....  | 5                 | 740         | 79        | 22         | 30      | 14         | 72         | 124       | 154        | 119        | 15      | 33      | 12         | 14         |
| \$100 or more.....   | 4                 | 168         | 28        | 7          | 8       | 3          | 20         | 20        | 60         | 52         | 4       | 9       | 3          | 7          |
| Rent free or not reported.....   | 96                | 583         | 196       | 99         | 129     | 183        | 438        | 111       | 463        | 99         | 114     | 205     | 110        | 103        |
| Median rent.....dollars.....   | 25.64             | 39.54       | 34.18     | 34.33      | 38.67   | 30.26      | 30.32      | 36.41     | 31.55      | 56.60      | 34.19   | 28.30   | 31.01      | 29.67      |
| <b>Vacant nonseasonal not dilapidated dwelling units, for rent.....</b>      |                   |             |           |            |         |            |            |           |            |            |         |         |            |            |
| Less than \$10.....  | ...               | ...         | ...       | ...        | ...     | ...        | ...        | 1         | ...        | ...        | ...     | ...     | ...        | ...        |
| \$10 to \$19.....  | 1                 | 4           | 3         | 1          | 1       | 6          | 3          | 2         | 6          | ...        | ...     | 3       | 2          | ...        |
| \$20 to \$29.....  | 4                 | 10          | 3         | 5          | 6       | 5          | 7          | 4         | 10         | ...        | ...     | 6       | 4          | 2          |
| \$30 to \$39.....  | 1                 | 28          | 2         | 2          | 4       | 7          | 12         | 11        | 17         | ...        | ...     | 12      | 12         | 3          |
| \$40 to \$49.....  | 1                 | 35          | 5         | ...        | 7       | 7          | 13         | 5         | 14         | 1          | 2       | 11      | 6          | 3          |
| \$50 to \$59.....  | 1                 | 24          | 3         | 2          | 8       | 6          | 6          | 5         | 14         | 4          | ...     | ...     | 7          | 1          |
| \$60 to \$74.....  | 1                 | 24          | 4         | 1          | 5       | 1          | 1          | 1         | 13         | 3          | ...     | 3       | 3          | 4          |
| \$75 to \$99.....  | 3                 | 127         | 3         | ...        | 2       | ...        | 3          | 2         | 2          | 2          | 42      | ...     | 1          | ...        |
| \$100 or more.....   | ...               | 5           | ...       | ...        | ...     | ...        | ...        | ...       | ...        | ...        | ...     | ...     | ...        | ...        |
| Rent free or not reported.....   | 4                 | 41          | 5         | 3          | 5       | 6          | 11         | 5         | 29         | 2          | 4       | 13      | 12         | 2          |
| Median rent.....dollars.....   | ...               | 75.19       | ...       | ...        | ...     | ...        | ...        | ...       | 43.79      | ...        | ...     | ...     | ...        | ...        |
| <b>GROSS MONTHLY RENT</b>  |                   |             |           |            |         |            |            |           |            |            |         |         |            |            |
| Renter-occupied dwelling units.....  | 2,091             | 14,457      | 5,067     | 1,736      | 1,682   | 2,173      | 9,937      | 3,097     | 9,185      | 1,172      | 1,267   | 3,948   | 2,339      | 1,880      |
| Less than \$10.....  | 4                 | 22          | 2         | 4          | 3       | 4          | 20         | ...       | 27         | ...        | ...     | 16      | 4          | 13         |
| \$10 to \$14.....  | 14                | 123         | 18        | 18         | 15      | 31         | 105        | 3         | 82         | ...        | 12      | 42      | 13         | 20         |
| \$15 to \$19.....  | 45                | 199         | 36        | 37         | 34      | 60         | 307        | 10        | 164        | ...        | 19      | 135     | 40         | 39         |
| \$20 to \$24.....  | 151               | 499         | 84        | 85         | 65      | 117        | 687        | 51        | 416        | 5          | 67      | 280     | 91         | 85         |
| \$25 to \$29.....  | 256               | 830         | 203       | 108        | 100     | 227        | 1,014      | 117       | 766        | 9          | 125     | 468     | 182        | 172        |
| \$30 to \$34.....  | 348               | 1,303       | 417       | 166        | 113     | 271        | 1,283      | 193       | 1,141      | 11         | 136     | 564     | 240        | 240        |
| \$35 to \$39.....  | 351               | 1,545       | 611       | 211        | 170     | 319        | 1,410      | 326       | 1,331      | 31         | 154     | 575     | 327        | 288        |
| \$40 to \$49.....  | 483               | 3,519       | 1,313     | 441        | 365     | 471        | 2,427      | 791       | 2,281      | 201        | 278     | 903     | 716        | 492        |
| \$50 to \$59.....  | 201               | 2,546       | 1,142     | 228        | 311     | 238        | 1,364      | 713       | 1,340      | 249        | 173     | 452     | 381        | 240        |
| \$60 to \$74.....  | 107               | 1,865       | 764       | 127        | 257     | 143        | 643        | 510       | 769        | 308        | 111     | 213     | 180        | 126        |
| \$75 to \$99.....  | 20                | 916         | 229       | 34         | 100     | 41         | 158        | 217       | 289        | 173        | 43      | 63      | 50         | 44         |
| \$100 or more.....   | 7                 | 425         | 43        | 12         | 13      | 7          | 28         | 38        | 92         | 65         | 13      | 16      | 5          | 11         |
| Rent free or not reported.....   | 104               | 665         | 205       | 136        | 244     | 244        | 491        | 128       | 487        | 120        | 136     | 221     | 110        | 110        |
| Median rent.....dollars.....   | 37.00             | 46.25       | 47.57     | 41.91      | 46.98   | 38.49      | 39.13      | 49.42     | 41.35      | 60.47      | 41.39   | 37.62   | 42.54      | 40.07      |
| <b>VALUE OF ONE-DWELLING-UNIT STRUCTURES</b>                                 |                   |             |           |            |         |            |            |           |            |            |         |         |            |            |
| Owner-occupied dwelling units <sup>1</sup> .....                             | 1,729             | 10,540      | 2,663     | 651        | 1,351   | 1,854      | 4,485      | 2,106     | 7,913      | 2,322      | 1,629   | 3,503   | 1,587      | 948        |
| Less than \$2,000.....   | 6                 | 133         | 32        | 8          | 7       | 38         | 84         | 16        | 201        | 10         | 15      | 77      | 19         | 20         |
| \$2,000 to \$2,999.....  | 14                | 285         | 80        | 3          | 17      | 47         | 158        | 15        | 132        | 12         | 35      | 164     | 59         | 23         |
| \$3,000 to \$3,999.....  | 73                | 589         | 204       | 19         | 26      | 122        | 297        | 65        | 306        | 11         | 69      | 432     | 172        | 65         |
| \$4,000 to \$4,999.....  | 121               | 852         | 265       | 44         | 64      | 192        | 442        | 95        | 501        | 23         | 140     | 471     | 173        | 71         |
| \$5,000 to \$5,999.....  | 173               | 837         | 385       | 80         | 95      | 263        | 565        | 148       | 758        | 28         | 221     | 505     | 200        | 115        |
| \$6,000 to \$7,499.....  | 351               | 1,671       | 579       | 160        | 255     | 374        | 1,022      | 410       | 1,845      | 51         | 342     | 649     | 339        | 184        |
| \$7,500 to \$9,999.....  | 421               | 2,909       | 393       | 170        | 303     | 369        | 925        | 449       | 2,332      | 498        | 320     | 511     | 241        | 149        |
| \$10,000 to \$14,999.....  | 376               | 2,044       | 375       | 129        | 365     | 311        | 719        | 495       | 1,302      | 1,020      | 319     | 390     | 218        | 167        |
| \$15,000 to \$19,999.....  | 114               | 510         | 130       | 17         | 128     | 91         | 115        | 174       | 261        | 404        | 85      | 142     | 84         | 71         |
| \$20,000 or more.....  | 71                | 478         | 152       | 9          | 77      | 34         | 49         | 190       | 136        | 155        | 73      | 112     | 67         | 71         |
| Not reported.....  | 9                 | 232         | 68        | 12         | 14      | 13         | 109        | 49        | 139        | 110        | 10      | 50      | 15         | 12         |
| Median value.....dollars.....  | 8,174             | 8,126       | 6,809     | 7,531      | 9,137   | 6,987      | 6,892      | 9,006     | 7,604      | 12,269     | 7,395   | 6,129   | 6,671      | 7,368      |
| <b>Vacant nonseasonal not dilapidated dwelling units, for sale only.....</b> |                   |             |           |            |         |            |            |           |            |            |         |         |            |            |
| Less than \$3,000.....   | ...               | ...         | ...       | ...        | ...     | 1          | ...        | ...       | 1          | ...        | ...     | 2       | 2          | ...        |
| \$3,000 to \$3,999.....  | ...               | 1           | 1         | ...        | ...     | 1          | ...        | ...       | 1          | ...        | ...     | 2       | ...        | ...        |
| \$4,000 to \$4,999.....  | ...               | 7           | ...       | ...        | ...     | ...        | ...        | ...       | 3          | ...        | 1       | 4       | 1          | ...        |
| \$5,000 to \$7,499.....  | 4                 | 6           | 2         | ...        | 1       | 2          | 5          | 2         | 5          | ...        | 2       | 8       | 5          | 1          |
| \$7,500 to \$9,999.....  | 2                 | 21          | ...       | ...        | 1       | 5          | 2          | 10        | 8          | ...        | ...     | 6       | 2          | 1          |
| \$10,000 to \$14,999.....  | 2                 | 12          | 1         | ...        | 4       | 2          | 3          | 4         | 7          | 2          | ...     | 1       | 1          | 1          |
| \$15,000 or more.....  | 4                 | 3           | 1         | ...        | 4       | ...        | ...        | ...       | 1          | 2          | 1       | 5       | 1          | ...        |
| Not reported.....  | 2                 | 9           | 5         | ...        | 2       | ...        | 1          | ...       | 5          | 1          | ...     | 2       | 1          | 1          |
| Median value.....dollars.....  | ...               | ...         | ...       | ...        | ...     | ...        | ...        | ...       | ...        | ...        | ...     | ...     | ...        | ...        |
| <b>MORTGAGE STATUS</b>   |                   |             |           |            |         |            |            |           |            |            |         |         |            |            |
| Owner-occupied dwelling units <sup>2</sup> .....                             | 2,103             | 12,258      | 4,283     | 964        | 1,661   | 2,413      | 6,874      | 2,931     | 8,990      | 2,512      | 1,928   | 3,894   | 1,946      | 1,316      |
| Mortgaged.....   | 646               | 5,357       | 1,435     | 275        | 550     | 788        | 2,193      | 1,037     | 4,108      | 1,469      | 604     | 1,386   | 689        | 398        |
| Not mortgaged.....   | 1,440             | 6,668       | 2,737     | 676        | 1,092   | 1,602      | 4,515      | 1,853     | 4,741      | 957        | 1,294   | 2,437   | 1,241      | 892        |
| Not reported.....  | 17                | 233         | 111       | 13         | 19      | 23         | 166        | 41        | 141        | 86         | 30      | 51      | 16         | 26         |

<sup>1</sup> Restricted to 1-dwelling-unit properties.

<sup>2</sup> Restricted to units in 1- to 4-dwelling-unit structures without business.

Table 21.—FINANCIAL CHARACTERISTICS OF URBAN AND RURAL-NONFARM DWELLING UNITS, FOR STANDARD METROPOLITAN AREAS AND CONSTITUENT COUNTIES, URBANIZED AREAS, AND URBAN PLACES OF 10,000 OR MORE: 1950—Con.

[Median not shown where base is less than 100]

| Subject   | Urban places—Con. |              |              |           |          |              |         |           |            |                |            |                |          |              |
|---|-------------------|--------------|--------------|-----------|----------|--------------|---------|-----------|------------|----------------|------------|----------------|----------|--------------|
|   | McKeesport        | McKees Rocks | Mahoney City | Meadville | Monessen | Mount Carmel | Munhall | Nanticoke | New Castle | New Kensington | Norristown | North Braddock | Oil City | Philadelphia |
| Total dwelling units.....   | 15,039            | 4,679        | 3,236        | 6,204     | 5,174    | 4,039        | 4,688   | 6,008     | 14,282     | 7,426          | 9,180      | 4,007          | 5,930    | 599,495      |
| <b>CONTRACT MONTHLY RENT</b>  |                   |              |              |           |          |              |         |           |            |                |            |                |          |              |
| Renter-occupied dwelling units.....                                     | 7,700             | 2,908        | 1,321        | 3,479     | 2,502    | 1,449        | 1,740   | 3,281     | 5,713      | 3,348          | 3,431      | 1,988          | 2,474    | 256,663      |
| Less than \$10.....   | 38                | 135          | 37           | 11        | 40       | 13           | 16      | 13        | 76         | 24             | 5          | 6              | 34       | 1,224        |
| \$10 to \$14.....   | 282               | 294          | 150          | 54        | 265      | 143          | 12      | 217       | 327        | 96             | 43         | 45             | 147      | 6,762        |
| \$15 to \$19.....   | 521               | 336          | 369          | 139       | 451      | 326          | 46      | 779       | 539        | 197            | 149        | 133            | 331      | 12,378       |
| \$20 to \$24.....   | 972               | 402          | 231          | 335       | 443      | 259          | 84      | 783       | 594        | 397            | 290        | 297            | 400      | 25,791       |
| \$25 to \$29.....   | 1,213             | 361          | 166          | 270       | 429      | 198          | 128     | 609       | 671        | 513            | 432        | 340            | 423      | 35,581       |
| \$30 to \$34.....   | 877               | 323          | 107          | 439       | 220      | 109          | 189     | 308       | 714        | 446            | 414        | 299            | 289      | 30,360       |
| \$35 to \$39.....   | 875               | 477          | 81           | 453       | 188      | 119          | 481     | 199       | 621        | 434            | 451        | 383            | 225      | 28,303       |
| \$40 to \$49.....   | 1,337             | 280          | 72           | 797       | 172      | 100          | 303     | 131       | 848        | 559            | 668        | 223            | 292      | 45,051       |
| \$50 to \$59.....   | 634               | 97           | 26           | 325       | 63       | 24           | 215     | 44        | 500        | 300            | 378        | 70             | 109      | 24,132       |
| \$60 to \$74.....   | 367               | 40           | 3            | 148       | 21       | 9            | 89      | 22        | 228        | 140            | 250        | 38             | 56       | 17,474       |
| \$75 to \$99.....   | 148               | 5            | 3            | 37        | 8        | 5            | 22      | 12        | 121        | 44             | 89         | 7              | 16       | 10,749       |
| \$100 or more.....  | 42                | 5            | 6            | 8         | 2        | 7            | 13      | 9         | 29         | 11             | 18         | 2              | 3        | 5,451        |
| Rent free or not reported.....  | 394               | 173          | 70           | 163       | 200      | 137          | 142     | 155       | 445        | 227            | 284        | 145            | 149      | 13,407       |
| Median rent.....dollars.....  | 33.07             | 27.28        | 21.00        | 35.71     | 23.96    | 22.86        | 37.87   | 23.04     | 32.49      | 33.69          | 37.61      | 31.18          | 27.46    | 36.18        |
| <b>VACANT NONSEASONAL NOT DILAPIDATED DWELLING UNITS, FOR RENT</b>      |                   |              |              |           |          |              |         |           |            |                |            |                |          |              |
| Less than \$10.....   | 65                | 20           | 13           | 82        | 27       | 14           | 11      | 19        | 78         | 58             | 33         | 7              | 32       | 4,836        |
| \$10 to \$19.....   | ...               | ...          | ...          | 2         | 1        | ...          | ...     | ...       | ...        | ...            | ...        | ...            | ...      | 17           |
| \$20 to \$29.....   | 3                 | ...          | 3            | 3         | 4        | 3            | ...     | ...       | 8          | ...            | ...        | ...            | 3        | 116          |
| \$30 to \$39.....   | 8                 | 3            | 1            | 12        | 6        | 7            | 1       | 7         | 9          | 8              | 5          | 2              | 5        | 566          |
| \$40 to \$49.....   | 10                | 4            | 5            | 18        | 5        | 2            | 1       | 5         | 11         | 12             | 6          | 2              | 5        | 725          |
| \$50 to \$59.....   | 11                | 2            | ...          | 17        | 3        | 2            | 1       | 1         | 13         | 10             | 6          | 2              | 5        | 798          |
| \$60 to \$74.....   | 10                | 1            | 2            | 7         | 2        | ...          | 2       | ...       | 10         | 3              | 2          | ...            | 5        | 486          |
| \$75 to \$99.....   | 5                 | ...          | ...          | 2         | ...      | ...          | 1       | ...       | 4          | 3              | 2          | ...            | 3        | 471          |
| \$100 or more.....  | 6                 | ...          | ...          | 5         | ...      | ...          | 2       | ...       | 6          | 2              | 2          | ...            | 1        | 382          |
| Rent free or not reported.....  | 11                | 9            | 2            | 16        | 6        | ...          | 3       | 6         | 8          | 20             | 7          | ...            | 5        | 203          |
| Median rent.....dollars.....  | ...               | ...          | ...          | ...       | ...      | ...          | ...     | ...       | ...        | ...            | ...        | ...            | ...      | 45.24        |
| <b>GROSS MONTHLY RENT</b>   |                   |              |              |           |          |              |         |           |            |                |            |                |          |              |
| Renter-occupied dwelling units.....                                     | 7,700             | 2,908        | 1,321        | 3,479     | 2,502    | 1,449        | 1,740   | 3,281     | 5,713      | 3,348          | 3,431      | 1,988          | 2,474    | 256,663      |
| Less than \$10.....   | 44                | 34           | 7            | 36        | 15       | 2            | 9       | 3         | 15         | 9              | 3          | 9              | 20       | 432          |
| \$10 to \$14.....   | 148               | 128          | 16           | 39        | 76       | 6            | 7       | 13        | 122        | 26             | 10         | 6              | 33       | 1,872        |
| \$15 to \$19.....   | 260               | 202          | 44           | 63        | 168      | 24           | 12      | 86        | 209        | 75             | 28         | 14             | 78       | 4,682        |
| \$20 to \$24.....   | 489               | 292          | 79           | 116       | 296      | 88           | 47      | 228       | 353        | 151            | 88         | 97             | 198      | 10,942       |
| \$25 to \$29.....   | 668               | 325          | 175          | 162       | 431      | 147          | 80      | 487       | 515        | 297            | 192        | 178            | 332      | 19,079       |
| \$30 to \$34.....   | 872               | 389          | 256          | 345       | 367      | 215          | 165     | 649       | 654        | 441            | 284        | 344            | 400      | 28,222       |
| \$35 to \$39.....   | 1,039             | 490          | 208          | 494       | 332      | 231          | 438     | 550       | 749        | 449            | 371        | 481            | 323      | 33,447       |
| \$40 to \$49.....   | 1,805             | 487          | 287          | 903       | 394      | 342          | 244     | 705       | 1,265      | 793            | 853        | 190            | 477      | 61,605       |
| \$50 to \$59.....   | 975               | 237          | 125          | 639       | 137      | 146          | 166     | 244       | 686        | 452            | 654        | 98             | 247      | 34,709       |
| \$60 to \$74.....   | 609               | 115          | 35           | 380       | 62       | 63           | 329     | 94        | 413        | 309            | 442        | 331            | 126      | 23,383       |
| \$75 to \$99.....   | 268               | 21           | 6            | 109       | 17       | 17           | 77      | 26        | 174        | 103            | 134        | 57             | 44       | 12,193       |
| \$100 or more.....  | 60                | 5            | 7            | 14        | 4        | 11           | 15      | 18        | 39         | 16             | 27         | 4              | 11       | 6,392        |
| Rent free or not reported.....  | 463               | 183          | 76           | 179       | 203      | 157          | 151     | 178       | 519        | 227            | 345        | 179            | 185      | 19,705       |
| Median value.....dollars.....   | 40.05             | 34.40        | 35.59        | 43.87     | 31.73    | 38.05        | 41.00   | 35.28     | 39.37      | 40.92          | 46.15      | 37.17          | 35.79    | 42.71        |
| <b>VALUE OF ONE-DWELLING-UNIT STRUCTURES</b>                            |                   |              |              |           |          |              |         |           |            |                |            |                |          |              |
| Owner-occupied dwelling units <sup>1</sup> .....                        | 5,244             | 1,049        | 1,561        | 1,746     | 1,727    | 1,982        | 2,286   | 1,592     | 6,513      | 2,671          | 4,598      | 1,349          | 2,614    | 278,577      |
| Less than \$2,000.....  | 165               | 15           | 70           | 16        | 10       | 62           | 9       | 61        | 95         | 45             | 33         | 12             | 94       | 2,051        |
| \$2,000 to \$2,999.....   | 85                | 34           | 125          | 35        | 24       | 191          | 17      | 139       | 177        | 65             | 31         | 52             | 191      | 5,839        |
| \$3,000 to \$3,999.....   | 245               | 93           | 290          | 61        | 59       | 356          | 40      | 266       | 405        | 116            | 92         | 108            | 354      | 17,647       |
| \$4,000 to \$4,999.....   | 446               | 110          | 313          | 86        | 145      | 377          | 99      | 243       | 691        | 160            | 191        | 186            | 380      | 28,404       |
| \$5,000 to \$5,999.....   | 652               | 156          | 324          | 103       | 210      | 356          | 150     | 276       | 861        | 264            | 305        | 252            | 352      | 36,033       |
| \$6,000 to \$7,499.....   | 1,106             | 225          | 256          | 234       | 422      | 301          | 374     | 312       | 1,355      | 455            | 990        | 345            | 494      | 62,948       |
| \$7,500 to \$9,999.....   | 1,046             | 175          | 82           | 354       | 376      | 143          | 573     | 142       | 1,472      | 518            | 1,181      | 198            | 331      | 70,095       |
| \$10,000 to \$14,999.....   | 1,081             | 175          | 50           | 536       | 384      | 91           | 730     | 81        | 941        | 687            | 1,283      | 114            | 249      | 35,399       |
| \$15,000 to \$19,999.....   | 236               | 29           | 17           | 166       | 74       | 21           | 194     | 22        | 224        | 210            | 210        | 11             | 67       | 6,050        |
| \$20,000 or more.....   | 77                | 12           | 8            | 96        | 19       | 26           | 81      | 25        | 127        | 136            | 98         | 11             | 56       | 4,375        |
| Not reported.....   | 105               | 25           | 26           | 59        | 4        | 58           | 19      | 25        | 165        | 15             | 184        | 60             | 46       | 9,741        |
| Median value.....dollars.....   | 7,274             | 6,643        | 4,853        | 9,629     | 7,420    | 4,886        | 9,389   | 5,220     | 6,996      | 8,526          | 8,646      | 6,100          | 5,703    | 7,009        |
| <b>VACANT NONSEASONAL NOT DILAPIDATED DWELLING UNITS, FOR SALE ONLY</b> |                   |              |              |           |          |              |         |           |            |                |            |                |          |              |
| Less than \$3,000.....  | 16                | 3            | 9            | 11        | 1        | 9            | 10      | 4         | 16         | 12             | 17         | 1              | 10       | 2,527        |
| \$3,000 to \$3,999.....   | ...               | ...          | 2            | ...       | ...      | ...          | ...     | ...       | 3          | ...            | ...        | ...            | ...      | 76           |
| \$4,000 to \$4,999.....   | 2                 | 2            | 4            | ...       | ...      | 3            | ...     | ...       | ...        | 1              | 7          | ...            | 2        | 127          |
| \$5,000 to \$7,499.....   | 2                 | ...          | ...          | ...       | ...      | ...          | ...     | ...       | 2          | ...            | ...        | ...            | 1        | 171          |
| \$7,500 to \$9,999.....   | 3                 | ...          | 1            | 2         | ...      | 5            | ...     | 2         | 1          | 2              | 3          | ...            | 1        | 542          |
| \$10,000 to \$14,999.....   | 2                 | ...          | 1            | ...       | ...      | ...          | 7       | ...       | 3          | 1              | 1          | ...            | 2        | 757          |
| \$15,000 to \$19,999.....   | 1                 | 1            | 1            | 3         | ...      | ...          | 2       | ...       | 5          | 4              | ...        | ...            | 1        | 338          |
| \$20,000 or more.....   | 5                 | ...          | 1            | ...       | ...      | ...          | ...     | ...       | 2          | 1              | ...        | ...            | 1        | 203          |
| Not reported.....   | 1                 | ...          | 1            | 4         | ...      | 1            | 1       | 2         | 2          | 2              | 2          | ...            | 1        | 313          |
| Median value.....dollars.....   | ...               | ...          | ...          | ...       | ...      | ...          | ...     | ...       | ...        | ...            | ...        | ...            | ...      | 8,081        |
| <b>MORTGAGE STATUS</b>  |                   |              |              |           |          |              |         |           |            |                |            |                |          |              |
| Owner-occupied dwelling units <sup>1</sup> .....                        | 6,842             | 1,534        | 1,608        | 2,350     | 2,435    | 2,287        | 2,817   | 2,398     | 7,963      | 3,553          | 5,205      | 1,912          | 3,205    | 302,761      |
| Mortgaged.....  | 2,592             | 539          | 370          | 666       | 856      | 793          | 1,072   | 479       | 3,250      | 1,468          | 2,350      | 588            | 1,058    | 148,414      |
| Not mortgaged.....  | 4,154             | 957          | 1,222        | 1,608     | 1,559    | 1,449        | 1,706   | 1,887     | 4,579      | 2,058          | 2,666      | 1,270          | 2,065    | 146,785      |
| Not reported.....   | 96                | 38           | 16           | 76        | 20       | 45           | 39      | 32        | 134        | 27             | 189        | 54             | 82       | 7,562        |

<sup>1</sup> Restricted to 1-dwelling-unit properties.

<sup>2</sup> Restricted to units in 1- to 4-dwelling-unit structures without business.

Table 21.—FINANCIAL CHARACTERISTICS OF URBAN AND RURAL-NONFARM DWELLING UNITS, FOR STANDARD METROPOLITAN AREAS AND CONSTITUENT COUNTIES, URBANIZED AREAS, AND URBAN PLACES OF 10,000 OR MORE: 1950—Con.

[Median not shown where base is less than 100]

| Subject   | Urban places—Con. |            |          |          |           |            |         |          |          |        |            |               |          |         |
|---|-------------------|------------|----------|----------|-----------|------------|---------|----------|----------|--------|------------|---------------|----------|---------|
|   | Phoenixville      | Pittsburgh | Buttston | Flymouth | Pottstown | Pottsville | Reading | Scranton | Shamokin | Sharon | Shenandoah | State College | Steelton | Sunbury |
| Total dwelling units.....   | 3,487             | 193,889    | 3,946    | 3,791    | 6,665     | 6,827      | 32,890  | 36,997   | 5,088    | 7,666  | 4,521      | 3,105         | 3,303    | 4,981   |
| <b>CONTRACT MONTHLY RENT</b>  |                   |            |          |          |           |            |         |          |          |        |            |               |          |         |
| Renter-occupied dwelling units.....                                   | 1,012             | 109,941    | 1,825    | 2,101    | 2,435     | 3,003      | 13,627  | 19,920   | 1,993    | 2,431  | 2,399      | 1,824         | 1,305    | 2,693   |
| Less than \$10.....   | 17                | 735        | 7        | 29       | 11        | 20         | 68      | 128      | 36       | 20     | 104        | 3             | 21       | 13      |
| \$10 to \$14.....   | 33                | 4,390      | 116      | 306      | 89        | 144        | 364     | 1,085    | 171      | 71     | 354        | 5             | 217      | 164     |
| \$15 to \$19.....   | 56                | 8,910      | 399      | 591      | 158       | 354        | 988     | 2,788    | 331      | 133    | 678        | 18            | 241      | 499     |
| \$20 to \$24.....   | 100               | 11,736     | 354      | 399      | 188       | 319        | 1,434   | 2,843    | 371      | 178    | 491        | 141           | 179      | 542     |
| \$25 to \$29.....   | 143               | 12,765     | 383      | 303      | 292       | 380        | 2,366   | 3,124    | 316      | 260    | 278        | 104           | 174      | 399     |
| \$30 to \$34.....   | 105               | 10,970     | 180      | 168      | 249       | 257        | 1,937   | 2,376    | 177      | 281    | 133        | 39            | 102      | 270     |
| \$35 to \$39.....   | 112               | 10,803     | 147      | 100      | 252       | 317        | 1,836   | 1,887    | 141      | 316    | 79         | 130           | 91       | 190     |
| \$40 to \$49.....   | 146               | 16,216     | 87       | 74       | 423       | 443        | 2,282   | 2,282    | 173      | 523    | 79         | 305           | 134      | 226     |
| \$50 to \$59.....   | 112               | 10,201     | 37       | 24       | 254       | 279        | 959     | 1,099    | 54       | 303    | 46         | 360           | 44       | 134     |
| \$60 to \$74.....   | 96                | 8,286      | 19       | 29       | 140       | 150        | 578     | 699      | 37       | 117    | 21         | 350           | 21       | 94      |
| \$75 to \$99.....   | 31                | 5,496      | ...      | 8        | 122       | 91         | 253     | 381      | 10       | 44     | 10         | 266           | ...      | 37      |
| \$100 or more.....  | 8                 | 3,841      | ...      | 1        | 21        | 23         | 66      | 164      | 3        | 10     | 9          | 32            | 1        | 4       |
| Rent free or not reported.....  | 53                | 5,592      | 96       | 69       | 236       | 226        | 677     | 1,064    | 173      | 175    | 117        | 71            | 80       | 121     |
| Median rent..... dollars.....   | 35.64             | 35.74      | 24.34    | 20.63    | 36.73     | 32.84      | 32.74   | 28.64    | 24.52    | 37.43  | 19.55      | 53.15         | 23.23    | 25.35   |
| <b>Vacant nonseasonal not dilapidated dwelling units, for rent</b>    |                   |            |          |          |           |            |         |          |          |        |            |               |          |         |
| Less than \$10.....   | 24                | 1,137      | 16       | 13       | 15        | 41         | 232     | 169      | 8        | 17     | 7          | 12            | 19       | 6       |
| \$10 to \$19.....   | ...               | 11         | ...      | ...      | ...       | ...        | ...     | 2        | ...      | ...    | ...        | ...           | ...      | ...     |
| \$20 to \$29.....   | 1                 | 43         | 1        | 3        | ...       | ...        | 2       | 4        | 23       | 1      | ...        | 3             | ...      | 6       |
| \$30 to \$39.....   | 4                 | 135        | 4        | 2        | 3         | 1          | 27      | 22       | 1        | ...    | 1          | ...           | 4        | 2       |
| \$40 to \$49.....   | 4                 | 156        | 7        | 5        | 2         | 9          | 30      | 27       | 1        | 4      | ...        | 2             | 3        | ...     |
| \$50 to \$59.....   | 1                 | 146        | 1        | 1        | ...       | 1          | 30      | 22       | 2        | 4      | ...        | 3             | 5        | 1       |
| \$60 to \$74.....   | 3                 | 110        | ...      | ...      | ...       | 8          | 18      | 13       | 1        | 3      | ...        | 2             | 1        | 1       |
| \$75 to \$99.....   | 1                 | 116        | ...      | ...      | 4         | 4          | 46      | 9        | 1        | 4      | ...        | 1             | ...      | 1       |
| \$100 or more.....  | 1                 | 74         | ...      | ...      | 1         | 6          | 38      | 15       | ...      | ...    | ...        | 1             | ...      | ...     |
| Rent free or not reported.....  | ...               | 99         | ...      | 1        | ...       | 3          | 5       | 1        | 1        | ...    | 1          | ...           | ...      | ...     |
| Median rent..... dollars.....   | ...               | 46.35      | ...      | ...      | ...       | ...        | 53.94   | 36.81    | ...      | ...    | ...        | ...           | ...      | ...     |
| <b>GROSS MONTHLY RENT</b>   |                   |            |          |          |           |            |         |          |          |        |            |               |          |         |
| Renter-occupied dwelling units.....                                   | 1,012             | 109,941    | 1,825    | 2,101    | 2,435     | 3,003      | 13,627  | 19,920   | 1,993    | 2,431  | 2,399      | 1,824         | 1,305    | 2,693   |
| Less than \$10.....   | 2                 | 539        | 3        | 5        | 9         | 4          | 24      | 19       | 5        | 2      | 9          | 1             | 2        | 1       |
| \$10 to \$14.....   | 20                | 1,354      | 7        | 15       | 12        | 13         | 80      | 127      | 27       | 17     | 39         | 2             | 9        | 28      |
| \$15 to \$19.....   | 16                | 3,448      | 31       | 51       | 27        | 60         | 275     | 494      | 61       | 18     | 121        | 10            | 26       | 53      |
| \$20 to \$24.....   | 40                | 7,074      | 75       | 156      | 61        | 123        | 691     | 1,201    | 129      | 78     | 272        | 28            | 96       | 119     |
| \$25 to \$29.....   | 60                | 9,548      | 178      | 290      | 110       | 202        | 1,301   | 2,095    | 219      | 142    | 411        | 123           | 189      | 283     |
| \$30 to \$34.....   | 102               | 11,666     | 316      | 417      | 174       | 330        | 1,806   | 2,613    | 315      | 227    | 459        | 111           | 226      | 376     |
| \$35 to \$39.....   | 112               | 12,166     | 315      | 399      | 224       | 341        | 2,135   | 2,717    | 309      | 243    | 381        | 103           | 188      | 439     |
| \$40 to \$49.....   | 235               | 21,778     | 494      | 445      | 494       | 708        | 3,412   | 4,683    | 449      | 635    | 363        | 252           | 289      | 729     |
| \$50 to \$59.....   | 165               | 13,591     | 201      | 160      | 311       | 464        | 1,859   | 2,501    | 179      | 495    | 130        | 311           | 132      | 294     |
| \$60 to \$74.....   | 117               | 10,255     | 94       | 68       | 222       | 318        | 879     | 1,424    | 90       | 248    | 56         | 369           | 44       | 162     |
| \$75 to \$99.....   | 45                | 6,988      | 12       | 18       | 138       | 144        | 316     | 607      | 17       | 80     | 23         | 356           | 14       | 69      |
| \$100 or more.....  | 12                | 4,561      | ...      | 2        | 31        | 34         | 106     | 228      | 4        | 21     | 15         | 60            | 1        | 7       |
| Rent free or not reported.....  | 86                | 6,973      | 99       | 75       | 622       | 262        | 743     | 1,211    | 189      | 225    | 120        | 98            | 89       | 133     |
| Median rent..... dollars.....   | 44.22             | 42.11      | 38.52    | 35.49    | 45.36     | 43.70      | 39.88   | 39.69    | 36.86    | 45.42  | 32.63      | 56.99         | 36.10    | 39.28   |
| <b>VALUE OF ONE-DWELLING-UNIT STRUCTURES</b>                          |                   |            |          |          |           |            |         |          |          |        |            |               |          |         |
| Owner-occupied dwelling units <sup>1</sup> .....                      | 2,131             | 53,905     | 1,328    | 867      | 3,670     | 3,113      | 15,370  | 9,006    | 2,355    | 4,266  | 1,541      | 998           | 1,691    | 1,423   |
| Less than \$3,000.....  | 22                | 539        | 56       | 60       | 39        | 80         | 202     | 263      | 54       | 29     | 88         | 3             | 106      | 30      |
| \$3,000 to \$3,999.....   | 37                | 1,442      | 146      | 99       | 81        | 128        | 572     | 537      | 188      | 69     | 204        | 7             | 213      | 60      |
| \$4,000 to \$4,999.....   | 112               | 3,227      | 268      | 166      | 150       | 259        | 1,047   | 1,047    | 419      | 201    | 285        | 7             | 272      | 168     |
| \$5,000 to \$7,499.....   | 222               | 4,501      | 260      | 152      | 224       | 366        | 1,717   | 1,031    | 409      | 327    | 220        | 5             | 227      | 182     |
| \$7,500 to \$9,999.....   | 279               | 5,177      | 210      | 122      | 314       | 394        | 2,288   | 1,199    | 390      | 505    | 216        | 12            | 232      | 191     |
| \$10,000 to \$14,999.....   | 399               | 8,058      | 171      | 128      | 746       | 560        | 4,234   | 1,558    | 360      | 928    | 204        | 35            | 277      | 294     |
| \$15,000 to \$19,999.....   | 532               | 10,121     | 103      | 62       | 1,004     | 445        | 2,932   | 1,278    | 228      | 972    | 124        | 101           | 191      | 203     |
| \$20,000 or more.....   | 360               | 12,747     | 68       | 44       | 688       | 293        | 1,369   | 1,154    | 143      | 831    | 104        | 293           | 112      | 167     |
| Not reported.....   | 109               | 3,753      | 22       | 13       | 131       | 107        | 375     | 337      | 52       | 199    | 50         | 297           | 26       | 45      |
| Median value..... dollars.....  | 34                | 3,020      | 6        | 7        | 143       | 154        | 319     | 287      | 40       | 132    | 21         | 226           | 10       | 46      |
| Vacant nonseasonal not dilapidated dwelling units, for sale only..... | 25                | 1,320      | 18       | 14       | 150       | 327        | 156     | 315      | 72       | 73     | 25         | 12            | 25       | 37      |
| Less than \$3,000.....  | 11                | 293        | 9        | 1        | 13        | 20         | 66      | 30       | 26       | 18     | 9          | 10            | 5        | 7       |
| \$3,000 to \$3,999.....   | 1                 | 4          | 6        | ...      | ...       | ...        | 2       | ...      | 4        | ...    | ...        | ...           | ...      | ...     |
| \$4,000 to \$4,999.....   | ...               | 10         | ...      | ...      | ...       | ...        | 3       | 4        | 8        | ...    | ...        | ...           | ...      | 1       |
| \$5,000 to \$7,499.....   | 1                 | 10         | 1        | ...      | 1         | 1          | 7       | 1        | 1        | ...    | ...        | ...           | ...      | 2       |
| \$7,500 to \$9,999.....   | 1                 | 30         | 1        | ...      | 2         | 2          | 23      | 7        | 2        | ...    | ...        | ...           | ...      | 2       |
| \$10,000 to \$14,999.....   | 1                 | 36         | ...      | ...      | 6         | 6          | 14      | 4        | 1        | 1      | 2          | ...           | 3        | 2       |
| \$15,000 or more.....   | 3                 | 126        | 1        | ...      | 1         | 1          | 9       | 4        | 5        | 3      | 1          | 6             | ...      | ...     |
| Not reported.....   | 1                 | 41         | ...      | ...      | 3         | 2          | 2       | ...      | 1        | ...    | 4          | ...           | 1        | ...     |
| Median value..... dollars.....  | 3                 | 36         | ...      | ...      | 3         | 7          | 6       | 8        | 5        | 13     | 6          | ...           | ...      | ...     |
| <b>MORTGAGE STATUS</b>  |                   |            |          |          |           |            |         |          |          |        |            |               |          |         |
| Owner-occupied dwelling units <sup>2</sup> .....                      | 2,255             | 76,442     | 1,889    | 1,446    | 3,928     | 3,398      | 17,353  | 15,277   | 2,779    | 5,013  | 1,734      | 1,163         | 1,823    | 2,065   |
| Mortgaged.....  | 809               | 33,938     | 456      | 295      | 1,704     | 1,101      | 6,524   | 4,674    | 1,130    | 1,935  | 256        | 591           | 542      | 650     |
| Not mortgaged.....  | 1,419             | 40,637     | 1,405    | 1,123    | 2,150     | 2,180      | 10,684  | 10,138   | 1,617    | 2,994  | 1,446      | 549           | 1,260    | 1,393   |
| Not reported.....   | 27                | 1,867      | 28       | 28       | 74        | 117        | 145     | 465      | 32       | 84     | 32         | 23            | 21       | 22      |

<sup>1</sup> Restricted to 1-dwelling-unit properties.

<sup>2</sup> Restricted to units in 1- to 4-dwelling-unit structures without business.

HOUSING—GENERAL CHARACTERISTICS

Table 21.—FINANCIAL CHARACTERISTICS OF URBAN AND RURAL-NONFARM DWELLING UNITS, FOR STANDARD METROPOLITAN AREAS AND CONSTITUENT COUNTIES, URBANIZED AREAS, AND URBAN PLACES OF 10,000 OR MORE: 1950—Con.

[Median not shown where base is less than 100]

| Subject   | Urban places—Con. |         |              |           |        |            |            |              |              |              |             |              |        |        |
|---|-------------------|---------|--------------|-----------|--------|------------|------------|--------------|--------------|--------------|-------------|--------------|--------|--------|
|   | Swissvale         | Tamaqua | Turtle Creek | Uniontown | Warren | Washington | Waynesboro | West Chester | West Mifflin | Wilkes-Barre | Wilkinsburg | Williamsport | Yeadon | York   |
| Total dwelling units.....   | 4,644             | 3,244   | 3,492        | 6,179     | 4,857  | 7,752      | 3,340      | 3,941        | 4,849        | 21,342       | 10,033      | 13,975       | 3,098  | 18,727 |
| <b>CONTRACT MONTHLY RENT</b>  |                   |         |              |           |        |            |            |              |              |              |             |              |        |        |
| Renter-occupied dwelling units.....                                     | 2,058             | 1,318   | 2,099        | 3,203     | 1,897  | 4,151      | 1,543      | 1,867        | 1,601        | 11,232       | 5,306       | 7,216        | 418    | 8,817  |
| Less than \$10.....   | 8                 | 9       | 8            | 24        | 16     | 40         | 19         | 12           | 12           | 67           | 3           | 63           | ...    | 48     |
| \$10 to \$14.....   | 13                | 36      | 22           | 89        | 61     | 158        | 117        | 58           | 50           | 416          | 15          | 416          | ...    | 435    |
| \$15 to \$19.....   | 52                | 110     | 64           | 203       | 252    | 402        | 221        | 93           | 73           | 1,186        | 55          | 793          | 2      | 890    |
| \$20 to \$24.....   | 106               | 177     | 170          | 278       | 313    | 523        | 215        | 130          | 77           | 1,558        | 152         | 952          | 3      | 1,027  |
| \$25 to \$29.....   | 225               | 223     | 255          | 357       | 350    | 618        | 238        | 219          | 192          | 1,743        | 342         | 1,085        | 4      | 1,154  |
| \$30 to \$34.....   | 264               | 196     | 369          | 343       | 217    | 475        | 196        | 183          | 328          | 1,311        | 365         | 782          | 3      | 1,258  |
| \$35 to \$39.....   | 317               | 177     | 710          | 372       | 159    | 421        | 198        | 201          | 523          | 1,123        | 583         | 804          | 17     | 977    |
| \$40 to \$49.....   | 475               | 183     | 283          | 621       | 226    | 685        | 154        | 411          | 87           | 1,471        | 1,467       | 1,071        | 54     | 1,411  |
| \$50 to \$59.....   | 281               | 80      | 90           | 371       | 114    | 325        | 54         | 238          | 49           | 862          | 1,043       | 498          | 43     | 359    |
| \$60 to \$74.....   | 143               | 21      | 32           | 234       | 48     | 152        | 27         | 159          | 31           | 508          | 703         | 282          | 191    | 36     |
| \$75 to \$99.....   | 62                | 7       | 11           | 64        | 14     | 64         | 5          | 85           | 39           | 311          | 282         | 70           | 36     | 114    |
| \$100 or more.....  | 13                | 10      | 2            | 22        | ...    | 16         | ...        | 10           | 6            | 100          | 49          | 23           | 23     | 35     |
| Rent free or not reported.....  | 99                | 89      | 83           | 207       | 127    | 272        | 99         | 68           | 134          | 576          | 247         | 377          | 42     | 452    |
| Median rent.....dollars.....  | 39.41             | 31.02   | 35.35        | 37.24     | 27.97  | 31.59      | 27.65      | 39.59        | 34.51        | 30.87        | 46.42       | 30.21        | 64.37  | 31.92  |
| <b>VACANT NONSEASONAL NOT DILAPIDATED DWELLING UNITS, FOR RENT</b>      |                   |         |              |           |        |            |            |              |              |              |             |              |        |        |
| Less than \$10.....   | ...               | ...     | ...          | ...       | ...    | ...        | ...        | ...          | ...          | ...          | ...         | ...          | ...    | ...    |
| \$10 to \$19.....   | 1                 | ...     | 1            | ...       | ...    | 2          | 2          | ...          | 1            | 2            | ...         | 5            | ...    | 3      |
| \$20 to \$29.....   | ...               | ...     | 2            | 4         | 8      | 10         | 1          | 1            | 2            | 6            | ...         | 11           | ...    | 22     |
| \$30 to \$39.....   | ...               | ...     | 7            | 3         | 9      | 14         | 2          | 3            | ...          | 19           | 3           | 20           | ...    | 25     |
| \$40 to \$49.....   | ...               | 2       | 3            | 4         | 9      | 7          | 2          | 6            | 3            | 12           | 8           | 20           | ...    | 22     |
| \$50 to \$59.....   | 3                 | ...     | 2            | 6         | 5      | 7          | 1          | 4            | 1            | 6            | 10          | 15           | ...    | 12     |
| \$60 to \$74.....   | ...               | ...     | 2            | 2         | 2      | 6          | ...        | 2            | ...          | 9            | 8           | 6            | ...    | 4      |
| \$75 to \$99.....   | ...               | ...     | 2            | 1         | 2      | ...        | 2          | ...          | ...          | 5            | 2           | 1            | ...    | 7      |
| \$100 or more.....  | ...               | ...     | ...          | 1         | 1      | ...        | 2          | ...          | ...          | 4            | ...         | ...          | ...    | 4      |
| Rent free or not reported.....  | 2                 | 2       | 4            | 6         | 2      | 9          | 7          | 7            | ...          | 40           | 10          | 7            | ...    | 19     |
| Median rent.....dollars.....  | ...               | ...     | ...          | ...       | ...    | ...        | ...        | ...          | ...          | ...          | ...         | ...          | ...    | 39.29  |
| <b>GROSS MONTHLY RENT</b>   |                   |         |              |           |        |            |            |              |              |              |             |              |        |        |
| Renter-occupied dwelling units.....                                     | 2,058             | 1,318   | 2,099        | 3,203     | 1,897  | 4,151      | 1,543      | 1,867        | 1,601        | 11,232       | 5,306       | 7,216        | 418    | 8,817  |
| Less than \$10.....   | ...               | 3       | 1            | 29        | 5      | 19         | 2          | 3            | 2            | 16           | 3           | 25           | ...    | 23     |
| \$10 to \$14.....   | 8                 | 7       | 8            | 55        | 16     | 41         | 20         | 8            | 5            | 58           | 10          | 81           | 1      | 66     |
| \$15 to \$19.....   | 12                | 10      | 12           | 61        | 41     | 109        | 53         | 28           | 22           | 130          | 24          | 178          | 1      | 223    |
| \$20 to \$24.....   | 34                | 31      | 51           | 172       | 114    | 236        | 103        | 40           | 49           | 402          | 65          | 316          | ...    | 512    |
| \$25 to \$29.....   | 79                | 70      | 116          | 229       | 229    | 391        | 175        | 86           | 74           | 768          | 155         | 571          | 2      | 931    |
| \$30 to \$34.....   | 145               | 127     | 292          | 340       | 310    | 515        | 239        | 149          | 244          | 1,200        | 295         | 904          | 3      | 1,271  |
| \$35 to \$39.....   | 238               | 177     | 737          | 326       | 293    | 533        | 228        | 190          | 666          | 1,438        | 431         | 899          | 2      | 1,217  |
| \$40 to \$49.....   | 571               | 420     | 415          | 746       | 428    | 914        | 371        | 440          | 157          | 2,955        | 1,206       | 1,842        | 11     | 2,248  |
| \$50 to \$59.....   | 385               | 225     | 223          | 458       | 183    | 572        | 144        | 348          | 58           | 1,804        | 1,186       | 1,140        | 44     | 1,030  |
| \$60 to \$74.....   | 325               | 93      | 123          | 364       | 104    | 354        | 61         | 250          | 85           | 1,126        | 1,047       | 618          | 220    | 547    |
| \$75 to \$99.....   | 106               | 17      | 21           | 172       | 15     | 131        | 15         | 121          | 42           | 512          | 486         | 194          | 53     | 191    |
| \$100 or more.....  | 31                | 13      | 7            | 39        | 3      | 27         | 1          | 19           | 15           | 148          | 89          | 37           | 36     | 44     |
| Rent free or not reported.....  | 124               | 125     | 93           | 212       | 143    | 309        | 131        | 185          | 182          | 674          | 309         | 441          | 45     | 514    |
| Median rent.....dollars.....  | 47.40             | 43.58   | 38.05        | 43.30     | 37.26  | 40.34      | 37.00      | 47.16        | 36.85        | 43.79        | 52.11       | 41.74        | 67.85  | 39.12  |
| <b>VALUE OF ONE-DWELLING-UNIT STRUCTURES</b>                            |                   |         |              |           |        |            |            |              |              |              |             |              |        |        |
| Owner-occupied dwelling units <sup>1</sup> .....                        | 1,737             | 1,470   | 950          | 2,186     | 2,245  | 2,417      | 1,231      | 1,552        | 2,627        | 6,793        | 3,028       | 4,678        | 2,578  | 7,169  |
| Less than \$2,000.....  | 7                 | 46      | 4            | 33        | 17     | 61         | 41         | 27           | 31           | 121          | 7           | 101          | 1      | 93     |
| \$2,000 to \$2,999.....   | 11                | 102     | 13           | 54        | 68     | 100        | 48         | 47           | 37           | 291          | 11          | 193          | 1      | 227    |
| \$3,000 to \$3,999.....   | 20                | 202     | 24           | 147       | 142    | 210        | 66         | 70           | 62           | 787          | 53          | 368          | 1      | 408    |
| \$4,000 to \$4,999.....   | 47                | 221     | 60           | 199       | 230    | 245        | 114        | 77           | 115          | 951          | 75          | 523          | 5      | 614    |
| \$5,000 to \$5,999.....   | 110               | 258     | 116          | 265       | 347    | 332        | 143        | 126          | 177          | 1,196        | 129         | 590          | 6      | 807    |
| \$6,000 to \$7,499.....   | 242               | 288     | 192          | 405       | 577    | 536        | 260        | 213          | 360          | 1,547        | 346         | 885          | 63     | 1,696  |
| \$7,500 to \$9,999.....   | 455               | 168     | 286          | 423       | 401    | 460        | 206        | 273          | 681          | 828          | 574         | 790          | 553    | 1,841  |
| \$10,000 to \$14,999.....   | 711               | 92      | 201          | 416       | 291    | 327        | 207        | 414          | 966          | 543          | 1,138       | 697          | 1,499  | 900    |
| \$15,000 to \$19,999.....   | 106               | 35      | 31           | 139       | 74     | 89         | 63         | 156          | 146          | 173          | 393         | 274          | 311    | 234    |
| \$20,000 or more.....   | 8                 | 23      | 5            | 78        | 62     | 33         | 28         | 122          | 20           | 172          | 219         | 205          | 87     | 231    |
| Not reported.....   | 20                | 35      | 18           | 27        | 36     | 24         | 55         | 27           | 32           | 184          | 83          | 52           | 51     | 118    |
| Median value.....dollars.....   | 9,766             | 5,518   | 7,948        | 7,363     | 6,731  | 6,645      | 6,965      | 9,304        | 9,342        | 5,915        | 11,169      | 6,862        | 12,063 | 7,167  |
| <b>VACANT NONSEASONAL NOT DILAPIDATED DWELLING UNITS, FOR SALE ONLY</b> |                   |         |              |           |        |            |            |              |              |              |             |              |        |        |
| Less than \$3,000.....  | 4                 | 4       | 3            | 8         | 9      | 11         | 3          | 17           | 51           | 17           | 9           | 23           | 9      | 63     |
| \$3,000 to \$3,999.....   | 1                 | 1       | ...          | 1         | ...    | 1          | ...        | ...          | 1            | 2            | ...         | 3            | ...    | 3      |
| \$4,000 to \$4,999.....   | ...               | ...     | ...          | ...       | 1      | 2          | ...        | ...          | 1            | 1            | ...         | 1            | ...    | 4      |
| \$5,000 to \$7,499.....   | ...               | ...     | ...          | 4         | 1      | 1          | ...        | ...          | 1            | 1            | ...         | 1            | ...    | 2      |
| \$7,500 to \$9,999.....   | ...               | ...     | ...          | 1         | 1      | 1          | ...        | 1            | 3            | 4            | 3           | 9            | ...    | 15     |
| \$10,000 to \$14,999.....   | 2                 | ...     | ...          | 1         | 2      | ...        | 4          | 11           | 2            | 1            | 1           | 1            | ...    | 10     |
| \$15,000 or more.....   | ...               | ...     | ...          | 3         | 2      | ...        | 7          | 29           | ...          | 1            | 2           | 2            | ...    | 16     |
| Not reported.....   | 1                 | 3       | 1            | 1         | 1      | 1          | ...        | 4            | 1            | ...          | 2           | 2            | ...    | 5      |
| Median value.....dollars.....   | ...               | ...     | ...          | ...       | ...    | ...        | ...        | ...          | ...          | ...          | ...         | ...          | ...    | 8      |
| <b>MORTGAGE STATUS</b>  |                   |         |              |           |        |            |            |              |              |              |             |              |        |        |
| Owner-occupied dwelling units <sup>1</sup> .....                        | 2,419             | 1,714   | 1,304        | 2,732     | 2,729  | 3,264      | 1,640      | 1,795        | 2,943        | 8,977        | 4,367       | 6,205        | 2,615  | 8,820  |
| Mortgaged.....  | 1,157             | 582     | 475          | 804       | 930    | 1,269      | 551        | 721          | 1,617        | 2,682        | 2,339       | 2,087        | 1,529  | 3,667  |
| Not mortgaged.....  | 1,224             | 1,083   | 811          | 1,893     | 1,745  | 1,929      | 1,068      | 1,045        | 1,290        | 6,005        | 1,886       | 4,014        | 1,041  | 5,061  |
| Not reported.....   | 38                | 49      | 18           | 35        | 54     | 66         | 21         | 29           | 36           | 290          | 142         | 104          | 45     | 92     |

<sup>1</sup> Restricted to 1-dwelling-unit properties.

<sup>2</sup> Restricted to units in 1- to 4-dwelling-unit structures without business.



Table 22.—OCCUPANCY CHARACTERISTICS, TYPE OF STRUCTURE, NUMBER OF ROOMS, CONDITION AND PLUMBING FACILITIES, AND NUMBER OF PERSONS, FOR URBAN PLACES OF 2,500 TO 10,000: 1950

[Percent not shown where less than 0.1; median not shown where base is less than 100]

| Subject  | Aldan | Amble | Ann-ville (uninc.) | Apollo | Arch-bald | Arnold City-Fairhope (uninc.) | Ash-land | Ash-ley | Aspin-wall | Athens | Atlas (uninc.) | Ava-lon | Avoca | Baden | Bangor | Barnes-boro | Beaver |  |
|--|-------|-------|--------------------|--------|-----------|-------------------------------|----------|---------|------------|--------|----------------|---------|-------|-------|--------|-------------|--------|--|
| All dwelling units                                 | 1,015 | 1,214 | 982                | 966    | 1,672     | 892                           | 1,880    | 1,402   | 1,240      | 1,433  | 830            | 2,063   | 1,053 | 1,053 | 1,882  | 974         | 2,130  |  |
| Urban-farm dwelling units                          | ...   | ...   | ...                | ...    | 1         | 11                            | 2        | 2       | 2          | 8      | ...            | 2       | ...   | 3     | ...    | ...         | 1      |  |
| OCCUPANCY, TENURE, AND RACE                        |       |       |                    |        |           |                               |          |         |            |        |                |         |       |       |        |             |        |  |
| Occupied dwelling units                            | 998   | 1,207 | 963                | 944    | 1,631     | 869                           | 1,836    | 1,380   | 1,228      | 1,381  | 826            | 1,984   | 1,037 | 1,040 | 1,851  | 958         | 2,110  |  |
| Owner occupied                                     | 833   | 705   | 559                | 538    | 1,079     | 602                           | 1,108    | 768     | 666        | 953    | 561            | 1,128   | 674   | 587   | 1,094  | 582         | 1,312  |  |
| Percent of all occupied                            | 83.5  | 58.4  | 58.0               | 57.0   | 66.2      | 69.3                          | 60.3     | 55.7    | 54.2       | 69.0   | 67.9           | 56.9    | 65.0  | 56.4  | 59.1   | 60.8        | 62.2   |  |
| White  | 833   | 660   | 559                | 531    | 1,079     | 586                           | 1,108    | 768     | 666        | 948    | 561            | 1,118   | 673   | 587   | 1,094  | 582         | 1,307  |  |
| Negro  | ...   | 45    | ...                | 7      | ...       | 16                            | ...      | ...     | ...        | 5      | ...            | 1       | ...   | ...   | ...    | ...         | 5      |  |
| Other races  | ...   | ...   | ...                | ...    | ...       | ...                           | ...      | ...     | ...        | ...    | ...            | ...     | ...   | ...   | ...    | ...         | ...    |  |
| Renter occupied                                    | 165   | 502   | 404                | 406    | 552       | 267                           | 728      | 612     | 562        | 428    | 265            | 856     | 363   | 453   | 757    | 376         | 798    |  |
| White  | 165   | 441   | 404                | 400    | 552       | 259                           | 728      | 611     | 562        | 427    | 265            | 847     | 363   | 453   | 757    | 376         | 798    |  |
| Negro  | ...   | 61    | ...                | 5      | ...       | 8                             | ...      | 1       | ...        | 1      | ...            | 9       | ...   | ...   | ...    | ...         | ...    |  |
| Other races  | ...   | ...   | ...                | 1      | ...       | ...                           | ...      | ...     | ...        | ...    | ...            | ...     | ...   | ...   | ...    | ...         | ...    |  |
| Nonresident dwelling units                         | 3     | ...   | ...                | 2      | ...       | ...                           | ...      | ...     | ...        | ...    | ...            | ...     | ...   | ...   | 1      | ...         | 1      |  |
| Vacant dwelling units                              | 14    | 7     | 19                 | 20     | 41        | 23                            | 43       | 22      | 12         | 45     | 4              | 78      | 16    | 13    | 30     | 16          | 19     |  |
| Nonseasonal not dilapidated, for rent or sale      | 4     | 4     | 8                  | 8      | 8         | 3                             | 10       | 12      | 7          | 8      | 8              | 68      | 1     | 4     | 8      | 2           | 8      |  |
| Percent of all dwelling units                      | 0.4   | 0.3   | 0.8                | 0.8    | 0.3       | 0.3                           | 0.5      | 0.9     | 0.6        | 0.6    | 0.5            | 3.3     | 0.1   | 0.4   | 0.4    | 0.2         | 0.4    |  |
| For rent   | 3     | 1     | 7                  | 4      | 7         | 1                             | 5        | 6       | 6          | 5      | 2              | 64      | ...   | 2     | 5      | 1           | 6      |  |
| For sale only                                      | 1     | 3     | 4                  | 1      | 2         | 2                             | 5        | 6       | 1          | 3      | 2              | 4       | ...   | 2     | 3      | 1           | 2      |  |
| Nonseasonal not dilapidated, not for rent or sale  | 10    | 1     | 3                  | 8      | 11        | 19                            | 26       | 5       | 3          | 24     | ...            | 6       | 9     | ...   | 14     | 8           | 7      |  |
| Nonseasonal dilapidated                            | ...   | 1     | ...                | 7      | ...       | ...                           | 6        | 3       | 2          | 9      | ...            | 4       | 4     | ...   | 8      | 2           | 2      |  |
| Seasonal   | ...   | 1     | 8                  | 2      | 15        | 1                             | 1        | 2       | ...        | 4      | ...            | ...     | 2     | 9     | ...    | 4           | 2      |  |
| TYPE OF STRUCTURE                                  |       |       |                    |        |           |                               |          |         |            |        |                |         |       |       |        |             |        |  |
| 1 dwelling unit, detached                          | 675   | 544   | 357                | 594    | 1,168     | 668                           | 173      | 673     | 584        | 993    | 187            | 808     | 616   | 552   | 905    | 648         | 1,250  |  |
| 1 dwelling unit, attached                          | ...   | 188   | 15                 | 13     | 4         | ...                           | 1,026    | 3       | 5          | 22     | 324            | 25      | 32    | 25    | 9      | ...         | 9      |  |
| 1 and 2 dwelling unit, semidetached                | 181   | 232   | 411                | 57     | 77        | 78                            | 369      | 387     | 17         | 55     | 166            | 78      | 36    | 31    | 368    | 26          | 73     |  |
| 2 dwelling unit, other                             | 84    | 148   | 90                 | 206    | 354       | 78                            | 142      | 176     | 428        | 296    | 110            | 776     | 304   | 168   | 314    | 120         | 338    |  |
| 3 and 4 dwelling unit                              | 63    | 60    | 84                 | 84     | 52        | 50                            | 103      | 143     | 157        | 55     | 33             | 246     | 66    | 146   | 118    | 288         | 288    |  |
| 5 to 9 dwelling unit                               | 11    | 42    | 9                  | 12     | 17        | 13                            | 37       | 20      | 48         | 10     | ...            | 63      | 7     | 199   | 88     | 53          | 92     |  |
| 10 dwelling unit or more                           | ...   | ...   | ...                | ...    | ...       | ...                           | 28       | ...     | ...        | ...    | ...            | 67      | ...   | ...   | 35     | ...         | 67     |  |
| Trailers   | 1     | ...   | 16                 | ...    | ...       | 4                             | ...      | ...     | 1          | 2      | ...            | ...     | 1     | 4     | ...    | ...         | 3      |  |
| NUMBER OF ROOMS                                    |       |       |                    |        |           |                               |          |         |            |        |                |         |       |       |        |             |        |  |
| 1 room   | ...   | 5     | 5                  | 13     | 4         | 27                            | 29       | 8       | 11         | 9      | 5              | 19      | 4     | 4     | 15     | 10          | 27     |  |
| 2 rooms  | 7     | 10    | 20                 | 34     | 21        | 59                            | 42       | 18      | 56         | 13     | 54             | 104     | 9     | 43    | 26     | 33          | 66     |  |
| 3 rooms  | 46    | 78    | 60                 | 96     | 120       | 119                           | 90       | 98      | 196        | 81     | 56             | 311     | 82    | 122   | 165    | 91          | 280    |  |
| 4 rooms  | 68    | 120   | 128                | 149    | 256       | 307                           | 141      | 209     | 193        | 155    | 88             | 436     | 161   | 310   | 201    | 163         | 319    |  |
| 5 rooms  | 61    | 94    | 106                | 223    | 351       | 183                           | 235      | 255     | 196        | 213    | 73             | 360     | 172   | 238   | 271    | 172         | 324    |  |
| 6 rooms  | 510   | 321   | 300                | 260    | 399       | 133                           | 593      | 568     | 263        | 301    | 368            | 469     | 331   | 213   | 777    | 256         | 592    |  |
| 7 rooms  | 155   | 174   | 180                | 102    | 214       | 30                            | 287      | 100     | 142        | 312    | 69             | 157     | 145   | 67    | 205    | 118         | 212    |  |
| 8 rooms  | 71    | 164   | 93                 | 52     | 173       | 18                            | 234      | 64      | 82         | 194    | 66             | 108     | 87    | 23    | 123    | 64          | 153    |  |
| 9 rooms or more                                    | 88    | 217   | 65                 | 30     | 102       | 7                             | 186      | 60      | 89         | 126    | 41             | 86      | 51    | 12    | 59     | 51          | 112    |  |
| Not reported                                       | 9     | 31    | 25                 | 7      | 32        | 9                             | 43       | 22      | 12         | 29     | 10             | 13      | 11    | 21    | 40     | 16          | 45     |  |
| CONDITION AND PLUMBING FACILITIES                  |       |       |                    |        |           |                               |          |         |            |        |                |         |       |       |        |             |        |  |
| All dwelling units                                 | 1,015 | 1,214 | 982                | 966    | 1,672     | 892                           | 1,880    | 1,402   | 1,240      | 1,433  | 830            | 2,063   | 1,053 | 1,053 | 1,882  | 974         | 2,130  |  |
| Not dilapidated:                                   |       |       |                    |        |           |                               |          |         |            |        |                |         |       |       |        |             |        |  |
| With priv. toilet and bath, and hot running water  | 996   | 1,025 | 683                | 721    | 927       | 350                           | 1,492    | 1,022   | 974        | 1,128  | 440            | 1,611   | 688   | 891   | 1,607  | 590         | 1,916  |  |
| With private toilet and bath, and only cold water  | ...   | 10    | 10                 | 11     | 38        | 12                            | 9        | 14      | ...        | 26     | 21             | 3       | 22    | 11    | 39     | 37          | 1      |  |
| With running water, lacking private toilet or bath | 2     | 43    | 243                | 171    | 537       | 395                           | 296      | 241     | 214        | 124    | 349            | 401     | 274   | 82    | 140    | 265         | 125    |  |
| No running water                                   | ...   | ...   | 7                  | 3      | 6         | 76                            | ...      | 1       | ...        | 8      | ...            | 1       | 1     | 13    | 6      | 25          | 1      |  |
| Dilapidated:                                       |       |       |                    |        |           |                               |          |         |            |        |                |         |       |       |        |             |        |  |
| With priv. toilet and bath, and hot running water  | 4     | 54    | ...                | 9      | 20        | 3                             | 9        | 22      | 22         | 42     | ...            | 24      | 17    | 7     | 24     | 12          | 13     |  |
| Lacking hot water, private toilet or bath          | ...   | 41    | 25                 | 30     | 73        | 38                            | 18       | 63      | 5          | 39     | 2              | 4       | 40    | 2     | 39     | 33          | 9      |  |
| Condition or plumbing facilities not reported      | 13    | 41    | 14                 | 21     | 71        | 18                            | 56       | 39      | 25         | 66     | 18             | 19      | 11    | 47    | 27     | 12          | 65     |  |
| Renter-occupied dwelling units                     | 165   | 502   | 404                | 406    | 552       | 267                           | 728      | 612     | 562        | 428    | 265            | 856     | 363   | 453   | 757    | 376         | 798    |  |
| Not dilapidated:                                   |       |       |                    |        |           |                               |          |         |            |        |                |         |       |       |        |             |        |  |
| With priv. toilet and bath, and hot running water  | 160   | 374   | 249                | 268    | 230       | 60                            | 534      | 379     | 379        | 293    | 88             | 588     | 197   | 378   | 601    | 212         | 664    |  |
| With private toilet and bath, and only cold water  | ...   | 8     | 6                  | 5      | 22        | ...                           | 7        | 11      | ...        | 13     | 10             | 2       | 12    | 2     | 30     | 13          | 1      |  |
| With running water, lacking private toilet or bath | 1     | 28    | 125                | 94     | 223       | 142                           | 158      | 142     | 146        | 61     | 157            | 239     | 117   | 44    | 76     | 120         | 88     |  |
| No running water                                   | ...   | ...   | 4                  | 1      | 4         | 34                            | ...      | 1       | ...        | 3      | ...            | 1       | ...   | 1     | 7      | ...         | ...    |  |
| Dilapidated:                                       |       |       |                    |        |           |                               |          |         |            |        |                |         |       |       |        |             |        |  |
| With priv. toilet and bath, and hot running water  | 2     | 39    | ...                | 8      | 8         | 1                             | 3        | 12      | 18         | 18     | ...            | 13      | 8     | 1     | 19     | 5           | 4      |  |
| Lacking hot water, private toilet or bath          | ...   | 34    | 14                 | 23     | 36        | 29                            | 11       | 48      | 5          | 20     | 2              | 2       | 26    | 1     | 21     | 16          | 9      |  |
| Condition or plumbing facilities not reported      | 2     | 19    | 6                  | 7      | 29        | 1                             | 15       | 19      | 14         | 20     | 8              | 11      | 3     | 26    | 8      | 3           | 32     |  |
| NUMBER OF PERSONS                                  |       |       |                    |        |           |                               |          |         |            |        |                |         |       |       |        |             |        |  |
| All occupied dwelling units                        | 998   | 1,207 | 963                | 944    | 1,631     | 869                           | 1,836    | 1,380   | 1,228      | 1,381  | 826            | 1,984   | 1,037 | 1,040 | 1,851  | 958         | 2,110  |  |
| 1 person   | 35    | 75    | 71                 | 89     | 91        | 59                            | 185      | 76      | 87         | 151    | 51             | 132     | 53    | 29    | 155    | 64          | 175    |  |
| 2 persons  | 276   | 277   | 250                | 297    | 305       | 189                           | 480      | 317     | 355        | 427    | 177            | 595     | 210   | 231   | 539    | 222         | 708    |  |
| 3 persons  | 245   | 282   | 262                | 229    | 396       | 207                           | 454      | 309     | 299        | 293    | 196            | 515     | 252   | 281   | 470    | 225         | 572    |  |
| 4 persons  | 239   | 226   | 186                | 162    | 321       | 188                           | 355      | 266     | 237        | 244    | 169            | 399     | 210   | 258   | 384    | 202         | 391    |  |
| 5 persons  | 128   | 163   | 107                | 81     | 241       | 106                           | 184      | 177     | 150        | 145    | 117            | 198     | 122   | 145   | 167    | 124         | 173    |  |
| 6 persons  | 51    | 85    | 48                 | 47     | 155       | 60                            | 94       | 120     | 63         | 69     | 55             | 85      | 89    | 62    | 71     | 66          | 59     |  |
| 7 persons  | 13    | 47    | 21                 | 17     | 55        | 25                            | 39       | 67      | 20         | 28     | 32             | 40      | 48    | 18    | 40     | 40          | 20     |  |
| 8 persons  | 7     | 22    | 9                  | 6      | 31        | 18                            | 27       | 20      | 8          | 15     | 18             | 13      | 25    | 9     | 18     | 5           | 7      |  |
| 9 persons  | 3     | 11    | 4                  | 10     | 17        | 10                            | 8        | 18      | 6          | 4      | 6              | 4       | 14    | 2     | 7      | 1           | 1      |  |
| 10 persons or more                                 | 1     | 19    | 5                  | 6      | 19        | 7                             | 10       | 10      | 3          | 5      | 5              | 3       | 14    | 5     | 5      | 3           | 2      |  |
| Median number of persons:                          |       |       |                    |        |           |                               |          |         |            |        |                |         |       |       |        |             |        |  |
| All occupied dwelling units                        | 3.3   | 3.4   | 3.1                | 2.9    | 3.6       | 3.4                           | 3.1      | 3.5     | 3.1        | 2.9    | 3.4            | 3.0     | 3.3   | 3.4   | 3.0    | 3.4         | 2.8    |  |
| Owner-occupied dwelling units                      | 3.4   | 3.6   | 3.2                | 2.9    | 3.6       | 3.5                           | 3.2      | 3.6     | 3.3        | 3.0    | 3.6            | 3.3     | 3.6   | 3.5   | 3.2    | 3.7         | 3.1    |  |
| Renter-occupied dwelling units                     | 2.6   | 3.1   | 3.0                | 2.9    | 3.5       | 3.2                           | 2.9      | 3.3     | 2.8        | 2.7    | 3.2            | 2.7     | 3.4   | 3.4   | 2.8    | 2.9         | 2.4    |  |
| PERSONS PER ROOM                                   |       |       |                    |        |           |                               |          |         |            |        |                |         |       |       |        |             |        |  |
| All occupied dwelling units                        | 998   | 1,207 | 963                | 944    | 1,631     | 869                           | 1,836    | 1,380   | 1,228      | 1,381  | 826            | 1,984   | 1,037 | 1,040 | 1,851  | 958         | 2,110  |  |
| 0.75 or less                                       | 814   | 908   | 735                | 661    | 1,020     | 418                           | 1,425    | 850     | 868        | 1,090  | 530            | 1,381   | 651   | 556   | 1,422  | 617         | 1,638  |  |
| 0.76 to 1.00                                       | 155   | 198   | 158                | 186    | 424       | 245                           | 299      | 357     | 257        | 212    | 200            | 444     | 237   | 342   | 302    | 230         | 369    |  |

Table 22.—OCCUPANCY CHARACTERISTICS, TYPE OF STRUCTURE, NUMBER OF ROOMS, CONDITION AND PLUMBING FACILITIES, AND NUMBER OF PERSONS, FOR URBAN PLACES OF 2,500 TO 10,000:1950—Con.

[Percent not shown where less than 0.1; median not shown where base is less than 100]

| Subject  | Beaverdale-Lloydell (uninc.) | Bedford | Bellefonte | Bellewood | Bentleyville | Birdsboro | Blairsville | Blakely | Boyerstown | Brackenridge | Bridgeport | Bridgeville | Brookway | Brookville | Brownsville | Burnham | California |
|--|------------------------------|---------|------------|-----------|--------------|-----------|-------------|---------|------------|--------------|------------|-------------|----------|------------|-------------|---------|------------|
| All dwelling units                                 | 637                          | 1,159   | 1,727      | 749       | 972          | 1,065     | 1,561       | 1,966   | 1,265      | 1,810        | 1,316      | 1,635       | 778      | 1,374      | 2,226       | 839     | 739        |
| Urban-farm dwelling units                          | 5                            | 1       | ...        | 1         | 39           | 5         | ...         | 1       | 2          | ...          | 3          | 1           | 4        | 3          | 1           | ...     | ...        |
| OCCUPANCY, TENURE, AND RACE                        |                              |         |            |           |              |           |             |         |            |              |            |             |          |            |             |         |            |
| Occupied dwelling units                            | 624                          | 1,127   | 1,698      | 735       | 951          | 1,041     | 1,523       | 1,942   | 1,243      | 1,785        | 1,306      | 1,604       | 766      | 1,342      | 2,185       | 823     | 732        |
| Owner occupied                                     | 332                          | 580     | 721        | 503       | 623          | 582       | 868         | 1,159   | 750        | 1,000        | 875        | 1,024       | 472      | 756        | 890         | 491     | 331        |
| Percent of all occupied                            | 53.2                         | 51.5    | 42.5       | 68.4      | 65.5         | 55.9      | 57.0        | 59.7    | 60.3       | 56.0         | 67.0       | 63.8        | 61.6     | 56.3       | 40.7        | 59.7    | 45.2       |
| White  | 332                          | 558     | 717        | 502       | 602          | 582       | 850         | 1,158   | 750        | 972          | 873        | 1,002       | 472      | 755        | 841         | 491     | 328        |
| Negro  | ...                          | 22      | 4          | 1         | 21           | ...       | 18          | 1       | ...        | 28           | 2          | 22          | ...      | 1          | 49          | ...     | 3          |
| Other races  | ...                          | ...     | ...        | ...       | ...          | ...       | ...         | ...     | ...        | ...          | ...        | ...         | ...      | ...        | ...         | ...     | ...        |
| Renter occupied                                    | 292                          | 547     | 977        | 232       | 328          | 459       | 655         | 783     | 493        | 785          | 431        | 580         | 294      | 586        | 1,295       | 332     | 401        |
| White  | 292                          | 539     | 970        | 232       | 320          | 459       | 651         | 783     | 493        | 755          | 424        | 554         | 294      | 584        | 1,177       | 331     | 395        |
| Negro  | ...                          | 8       | 7          | ...       | 8            | ...       | 4           | ...     | ...        | 30           | 7          | 25          | ...      | 2          | 117         | 1       | 6          |
| Other races  | ...                          | ...     | ...        | ...       | ...          | ...       | ...         | ...     | ...        | ...          | ...        | ...         | ...      | ...        | ...         | ...     | ...        |
| Nonresident dwelling units                         | 1                            | 2       | 2          | 1         | ...          | ...       | ...         | ...     | 1          | 2            | 1          | ...         | 1        | ...        | 7           | ...     | ...        |
| Vacant dwelling units                              | 12                           | 30      | 27         | 13        | 21           | 24        | 38          | 23      | 20         | 24           | 10         | 30          | 12       | 32         | 34          | 16      | 7          |
| Nonseasonal not dilapidated, for rent or sale      | 8                            | 16      | 15         | 1         | 15           | 13        | 13          | 7       | 6          | 15           | 5          | 23          | 2        | 11         | 8           | 13      | 4          |
| Percent of all dwelling units                      | 1.3                          | 1.4     | 0.9        | 0.1       | 1.5          | 1.2       | 0.8         | 0.4     | 0.5        | 0.8          | 0.4        | 1.4         | 0.3      | 0.8        | 0.4         | 1.5     | 0.5        |
| For rent   | 6                            | 7       | 11         | 1         | 7            | 7         | 10          | 4       | 3          | 9            | 2          | 14          | 2        | 7          | 7           | 12      | 4          |
| For sale only                                      | 2                            | 9       | 4          | ...       | 8            | 6         | 3           | 3       | 3          | 6            | 3          | 9           | ...      | 4          | 1           | 1       | ...        |
| Nonseasonal not dilapidated, not for rent or sale  | 4                            | 11      | 8          | 9         | 4            | 7         | 20          | 11      | 11         | 6            | 5          | 2           | 4        | 8          | 13          | 1       | 3          |
| Nonseasonal dilapidated                            | ...                          | 2       | 3          | 2         | 1            | 2         | 4           | ...     | 3          | 3            | ...        | 4           | 5        | 4          | 12          | 2       | ...        |
| Seasonal   | ...                          | 1       | 1          | 1         | 1            | 2         | 1           | 5       | ...        | ...          | ...        | 1           | 1        | 9          | 1           | ...     | ...        |
| TYPE OF STRUCTURE                                  |                              |         |            |           |              |           |             |         |            |              |            |             |          |            |             |         |            |
| 1 dwelling unit, detached                          | 362                          | 449     | 690        | 569       | 673          | 401       | 968         | 1,112   | 289        | 1,048        | 225        | 1,039       | 504      | 1,022      | 1,071       | 379     | 310        |
| 1 dwelling unit, attached                          | 3                            | 13      | 65         | 8         | 5            | 69        | 15          | ...     | 143        | 23           | 279        | 2           | 4        | 8          | 34          | 14      | 27         |
| 1 and 2 dwelling unit, semidetached                | 182                          | 11      | 228        | 23        | 38           | 494       | 83          | 106     | 560        | 140          | 557        | 38          | 28       | 21         | 319         | 258     | 100        |
| 2 dwelling unit, other                             | 40                           | 142     | 324        | 96        | 158          | 52        | 320         | 606     | 100        | 304          | 94         | 358         | 162      | 196        | 380         | 88      | 158        |
| 3 and 4 dwelling unit                              | 34                           | 89      | 238        | 31        | 51           | 26        | 110         | 119     | 85         | 154          | 95         | 149         | 42       | 103        | 243         | 88      | 66         |
| 5 to 9 dwelling unit                               | 16                           | 25      | 110        | 22        | 29           | 11        | 33          | 23      | 71         | 75           | 66         | 45          | 38       | 22         | 157         | 9       | 60         |
| 10 dwelling unit or more                           | ...                          | 427     | 71         | ...       | 18           | 10        | 27          | ...     | 15         | 63           | ...        | ...         | ...      | ...        | 22          | ...     | 11         |
| Trailers   | ...                          | 3       | 1          | ...       | ...          | 2         | 5           | ...     | 2          | 3            | ...        | 4           | ...      | 2          | ...         | 3       | 7          |
| NUMBER OF ROOMS                                    |                              |         |            |           |              |           |             |         |            |              |            |             |          |            |             |         |            |
| 1 room   | 7                            | 14      | 27         | 4         | 24           | 3         | 13          | 3       | 6          | 20           | 2          | 9           | 6        | 13         | 49          | 6       | 8          |
| 2 rooms  | 27                           | 30      | 69         | 12        | 68           | 18        | 94          | 34      | 15         | 104          | 56         | 79          | 22       | 41         | 145         | 30      | 49         |
| 3 rooms  | 61                           | 146     | 199        | 51        | 132          | 52        | 148         | 147     | 94         | 261          | 138        | 244         | 69       | 106        | 287         | 79      | 72         |
| 4 rooms  | 148                          | 194     | 274        | 102       | 216          | 135       | 233         | 312     | 172        | 439          | 144        | 415         | 96       | 135        | 510         | 115     | 187        |
| 5 rooms  | 129                          | 196     | 291        | 77        | 245          | 200       | 255         | 378     | 134        | 431          | 135        | 349         | 111      | 212        | 441         | 146     | 142        |
| 6 rooms  | 148                          | 239     | 444        | 233       | 158          | 368       | 425         | 574     | 369        | 387          | 350        | 333         | 219      | 401        | 487         | 269     | 168        |
| 7 rooms  | 44                           | 113     | 183        | 132       | 61           | 154       | 169         | 239     | 208        | 93           | 234        | 98          | 116      | 190        | 136         | 104     | 55         |
| 8 rooms  | 48                           | 100     | 110        | 90        | 44           | 85        | 120         | 177     | 147        | 45           | 125        | 52          | 78       | 159        | 95          | 59      | 36         |
| 9 rooms or more                                    | 18                           | 85      | 100        | 42        | 18           | 42        | 80          | 82      | 110        | 18           | 105        | 34          | 52       | 91         | 52          | 27      | 12         |
| Not reported                                       | 7                            | 42      | 30         | 6         | 6            | 8         | 24          | 20      | 10         | 12           | 27         | 22          | 8        | 26         | 24          | 4       | 10         |
| CONDITION AND PLUMBING FACILITIES                  |                              |         |            |           |              |           |             |         |            |              |            |             |          |            |             |         |            |
| All dwelling units                                 | 637                          | 1,159   | 1,727      | 749       | 972          | 1,065     | 1,561       | 1,966   | 1,265      | 1,810        | 1,316      | 1,635       | 778      | 1,374      | 2,226       | 839     | 739        |
| Not dilapidated:                                   |                              |         |            |           |              |           |             |         |            |              |            |             |          |            |             |         |            |
| With priv. toilet and bath, and hot running water  | 250                          | 885     | 1,358      | 548       | 450          | 609       | 1,201       | 1,527   | 1,158      | 1,269        | 1,074      | 1,213       | 501      | 1,171      | 1,328       | 531     | 516        |
| With private toilet and bath, and only cold water  | 16                           | 8       | 12         | 8         | 30           | 7         | 16          | 34      | 5          | 17           | 19         | 20          | 2        | 4          | 32          | 34      | 8          |
| With running water, lacking private toilet or bath | 332                          | 157     | 207        | 91        | 368          | 381       | 288         | 346     | 62         | 277          | 171        | 279         | 75       | 98         | 383         | 172     | 119        |
| No running water                                   | 19                           | 8       | 10         | ...       | 73           | 39        | 9           | 3       | ...        | ...          | ...        | 9           | 3        | 5          | 2           | 6       | 1          |
| Dilapidated:                                       |                              |         |            |           |              |           |             |         |            |              |            |             |          |            |             |         |            |
| With priv. toilet and bath, and hot running water  | 1                            | 4       | 28         | 31        | 1            | 2         | 4           | 17      | 7          | 91           | 8          | 31          | 115      | 41         | 93          | 10      | 24         |
| Lacking hot water, private toilet or bath          | 8                            | 37      | 67         | 66        | 38           | 8         | 12          | 15      | 11         | 112          | 12         | 30          | 60       | 25         | 342         | 74      | 44         |
| Condition or plumbing facilities not reported      | 11                           | 60      | 45         | 5         | 12           | 19        | 31          | 24      | 19         | 44           | 32         | 53          | 22       | 30         | 46          | 12      | 27         |
| Renter-occupied dwelling units                     | 292                          | 547     | 977        | 232       | 328          | 459       | 655         | 783     | 493        | 785          | 431        | 580         | 294      | 586        | 1,295       | 332     | 401        |
| Not dilapidated:                                   |                              |         |            |           |              |           |             |         |            |              |            |             |          |            |             |         |            |
| With priv. toilet and bath, and hot running water  | 103                          | 401     | 702        | 133       | 108          | 229       | 423         | 558     | 428        | 454          | 285        | 355         | 145      | 461        | 628         | 177     | 248        |
| With private toilet and bath, and only cold water  | 7                            | 4       | 10         | 2         | 9            | 4         | 8           | 22      | 4          | 5            | 6          | 8           | 1        | 4          | 24          | 23      | 4          |
| With running water, lacking private toilet or bath | 158                          | 78      | 154        | 36        | 145          | 203       | 191         | 173     | 39         | 176          | 118        | 150         | 42       | 68         | 268         | 77      | 81         |
| No running water                                   | 13                           | 5       | 8          | ...       | 31           | 15        | 6           | 1       | 3          | ...          | ...        | 5           | 3        | 1          | 2           | 2       | ...        |
| Dilapidated:                                       |                              |         |            |           |              |           |             |         |            |              |            |             |          |            |             |         |            |
| With priv. toilet and bath, and hot running water  | 1                            | 2       | 17         | 19        | 1            | ...       | 2           | 8       | 5          | 56           | 3          | 21          | 53       | 23         | 62          | 7       | 19         |
| Lacking hot water, private toilet or bath          | 4                            | 20      | 62         | 40        | 27           | 2         | 8           | 12      | 7          | 74           | 10         | 21          | 43       | 18         | 288         | 41      | 36         |
| Condition or plumbing facilities not reported      | 6                            | 37      | 24         | 2         | 7            | 6         | 17          | 9       | 7          | 20           | 9          | 20          | 7        | 11         | 23          | 5       | 13         |
| NUMBER OF PERSONS                                  |                              |         |            |           |              |           |             |         |            |              |            |             |          |            |             |         |            |
| All occupied dwelling units                        | 624                          | 1,127   | 1,698      | 735       | 951          | 1,041     | 1,523       | 1,942   | 1,243      | 1,785        | 1,306      | 1,604       | 766      | 1,342      | 2,185       | 823     | 732        |
| 1 person   | 49                           | 134     | 171        | 60        | 78           | 71        | 139         | 120     | 71         | 130          | 44         | 76          | 54       | 140        | 202         | 38      | 60         |
| 2 persons  | 119                          | 336     | 451        | 217       | 230          | 310       | 449         | 477     | 397        | 434          | 204        | 375         | 185      | 410        | 585         | 196     | 198        |
| 3 persons  | 114                          | 296     | 441        | 162       | 233          | 247       | 367         | 485     | 318        | 462          | 253        | 424         | 192      | 327        | 513         | 226     | 194        |
| 4 persons  | 128                          | 195     | 309        | 126       | 189          | 209       | 272         | 411     | 248        | 384          | 258        | 391         | 176      | 248        | 388         | 156     | 147        |
| 5 persons  | 104                          | 91      | 155        | 81        | 113          | 112       | 163         | 233     | 111        | 204          | 196        | 211         | 97       | 129        | 229         | 120     | 79         |
| 6 persons  | 54                           | 40      | 107        | 39        | 66           | 46        | 74          | 125     | 54         | 92           | 141        | 68          | 25       | 56         | 130         | 47      | 34         |
| 7 persons  | 30                           | 17      | 33         | 24        | 26           | 39        | 53          | 27      | 46         | 90           | 31         | 17          | 19       | 69         | 22          | 11      |            |
| 8 persons  | 15                           | 7       | 20         | 13        | 8            | 9         | 11          | 18      | 8          | 21           | 58         | 19          | 12       | 9          | 35          | 12      | 5          |
| 9 persons  | 7                            | 7       | 6          | 8         | 5            | 6         | 4           | 9       | 5          | 7            | 34         | 3           | 5        | 1          | 17          | 3       | 1          |
| 10 persons or more                                 | 4                            | 2       | 5          | 5         | 5            | 5         | 5           | 11      | 4          | 5            | 28         | 6           | 3        | 3          | 17          | 3       | 3          |
| Median number of persons:                          |                              |         |            |           |              |           |             |         |            |              |            |             |          |            |             |         |            |
| All occupied dwelling units                        | 3.7                          | 2.8     | 3.0        | 3.1       | 3.2          | 3.1       | 3.0         | 3.3     | 3.0        | 3.2          | 4.1        | 3.3         | 3.3      | 2.9        | 3.1         | 3.3     | 3.1        |
| Owner-occupied dwelling units                      | 3.9                          | 2.9     | 3.2        | 3.2       | 3.4          | 3.1       | 3.2         | 3.4     | 3.1        | 3.3          | 4.6        | 3.5         | 3.4      | 2.9        | 3.1         | 3.3     | 3.0        |
| Renter-occupied dwelling units                     | 3.6                          | 2.7     | 2.9        | 2.9       | 3.0          | 3.1       | 2.7         | 3.1     | 2.9        | 3.1          | 3.3        | 3.0         | 3.0      | 2.8        | 3.1         | 3.2     | 3.1        |
| PERSONS PER ROOM                                   |                              |         |            |           |              |           |             |         |            |              |            |             |          |            |             |         |            |
| All occupied dwelling units                        | 624                          | 1,127   | 1,698      | 735       | 951          | 1,041     | 1,523       | 1,942   | 1,243      | 1,785        | 1,306      | 1,604       | 766      | 1,342      | 2,185       | 823     | 732        |
| 0.75 or less                                       | 332                          | 827     | 1,168      | 546       | 522          | 784       | 1,075       | 1,372   | 1,006      | 1,045        | 662        | 946         | 535      | 1,043      | 1,302       | 551     | 463        |
| 0.76 to 1.00                                       | 169                          | 190     | 351        | 126       | 259          | 188       | 307         | 424     | 175        | 492          |            |             |          |            |             |         |            |

Table 22.—OCCUPANCY CHARACTERISTICS, TYPE OF STRUCTURE, NUMBER OF ROOMS, CONDITION AND PLUMBING FACILITIES, AND NUMBER OF PERSONS, FOR URBAN PLACES OF 2,500 TO 10,000: 1950—Con.

[Percent not shown where less than 0.1; median not shown where base is less than 100]

| Subject  | Camp Hill | Castle Shannon | Cata-sauqua | Centerville | Char-leroi | Clar-ion | Clarks Summit | Clear-field | Clifton Heights | Glymer | Coal-dale | Col-ling-dale | Coplay | Corry | Cou-derg-port | Craf-ten | Crea-son |  |
|--|-----------|----------------|-------------|-------------|------------|----------|---------------|-------------|-----------------|--------|-----------|---------------|--------|-------|---------------|----------|----------|--|
| All dwelling units                                 | 1,950     | 1,577          | 1,432       | 1,502       | 3,083      | 1,265    | 880           | 2,887       | 1,970           | 694    | 1,414     | 2,414         | 742    | 2,582 | 1,023         | 2,584    | 717      |  |
| Urban-farm dwelling units                          | 3         | 13             | 3           | 145         | ...        | 1        | ...           | 1           | 4               | ...    | ...       | 1             | 4      | 51    | 6             | 12       | ...      |  |
| OCCUPANCY, TENURE, AND RACE                        |           |                |             |             |            |          |               |             |                 |        |           |               |        |       |               |          |          |  |
| Occupied dwelling units                            | 1,908     | 1,505          | 1,405       | 1,474       | 3,042      | 1,239    | 870           | 2,836       | 1,939           | 659    | 1,397     | 2,361         | 733    | 2,469 | 984           | 2,449    | 703      |  |
| Owner occupied                                     | 1,441     | 937            | 877         | 1,045       | 1,475      | 685      | 668           | 1,554       | 1,601           | 416    | 992       | 1,747         | 531    | 1,528 | 593           | 1,409    | 405      |  |
| Percent of all occupied                            | 75.5      | 62.3           | 62.4        | 70.9        | 48.5       | 55.3     | 76.8          | 54.8        | 82.6            | 63.1   | 71.0      | 74.0          | 72.4   | 61.9  | 60.3          | 57.5     | 57.6     |  |
| White  | 1,441     | 935            | 876         | 1,043       | 1,457      | 685      | 668           | 1,543       | 1,601           | 416    | 992       | 1,747         | 531    | 1,526 | 592           | 1,401    | 405      |  |
| Negro  | ...       | 2              | 1           | 2           | 18         | ...      | ...           | 11          | ...             | ...    | ...       | ...           | ...    | 2     | 1             | 8        | ...      |  |
| Other races  | ...       | ...            | ...         | ...         | ...        | ...      | ...           | ...         | ...             | ...    | ...       | ...           | ...    | ...   | ...           | ...      | ...      |  |
| Renter occupied                                    | 467       | 568            | 528         | 429         | 1,567      | 554      | 202           | 1,282       | 338             | 243    | 405       | 614           | 202    | 941   | 391           | 1,040    | 298      |  |
| White  | 467       | 568            | 528         | 428         | 1,553      | 553      | 202           | 1,274       | 338             | 243    | 405       | 613           | 202    | 937   | 388           | 1,033    | 298      |  |
| Negro  | ...       | ...            | ...         | 1           | 14         | 1        | ...           | 8           | ...             | ...    | ...       | ...           | ...    | ...   | ...           | ...      | ...      |  |
| Other races  | ...       | ...            | ...         | ...         | ...        | 5        | ...           | ...         | 3               | ...    | ...       | ...           | ...    | 3     | 3             | 1        | 4        |  |
| Nonresident dwelling units                         | ...       | 1              | ...         | ...         | 1          | ...      | ...           | ...         | ...             | ...    | ...       | ...           | ...    | ...   | ...           | ...      | ...      |  |
| Vacant dwelling units                              | 42        | 71             | 27          | 28          | 40         | 21       | 10            | 51          | 28              | 35     | 17        | 49            | 9      | 110   | 36            | 134      | 10       |  |
| Nonseasonal not dilapidated, for rent or sale      | 17        | 61             | 11          | 10          | 20         | 8        | 1             | 25          | 11              | 10     | 6         | 17            | 2      | 41    | 13            | 111      | 4        |  |
| Percent of all dwelling units                      | 0.9       | 3.9            | 0.8         | 0.7         | 0.6        | 0.6      | 0.1           | 0.9         | 0.6             | 1.4    | 0.4       | 0.7           | 0.3    | 1.6   | 1.3           | 4.3      | 0.6      |  |
| For rent   | 5         | 28             | 6           | 7           | 17         | 6        | ...           | 20          | 3               | 4      | 6         | 9             | 1      | 12    | 2             | 2        | 2        |  |
| For sale only                                      | 12        | 33             | 5           | 3           | 3          | 2        | 1             | 5           | 8               | 6      | ...       | 8             | 1      | 12    | 2             | 2        | 2        |  |
| Nonseasonal not dilapidated, not for rent or sale  | 21        | 3              | 16          | 15          | 13         | 12       | 8             | 17          | 15              | 4      | 7         | 24            | 7      | 51    | 13            | 13       | 3        |  |
| Nonseasonal dilapidated                            | 1         | 7              | ...         | 1           | 5          | 1        | ...           | 7           | 2               | 5      | 4         | 5             | ...    | 16    | 6             | 2        | 1        |  |
| Seasonal   | 3         | ...            | ...         | 2           | 2          | ...      | 1             | 2           | ...             | 16     | ...       | 3             | ...    | 2     | 4             | 8        | 2        |  |
| TYPE OF STRUCTURE                                  |           |                |             |             |            |          |               |             |                 |        |           |               |        |       |               |          |          |  |
| 1 dwelling unit, detached                          | 1,443     | 906            | 466         | 936         | 1,458      | 837      | 704           | 1,640       | 276             | 606    | 356       | 465           | 334    | 1,582 | 726           | 1,169    | 384      |  |
| 1 dwelling unit, attached                          | 28        | 14             | 112         | 10          | 27         | 10       | 2             | 25          | 904             | 10     | 28        | 341           | 34     | 82    | 11            | 4        | 9        |  |
| 1 and 2 dwelling unit, semidetached                | 158       | 30             | 495         | 409         | 134        | 61       | 9             | 125         | 605             | 16     | 667       | 1,266         | 269    | 135   | 24            | 111      | 61       |  |
| 2 dwelling unit, other                             | 148       | 278            | 124         | 74          | 870        | 194      | 130           | 534         | 86              | 32     | 154       | 150           | 52     | 470   | 162           | 652      | 132      |  |
| 3 and 4 dwelling unit                              | 120       | 204            | 102         | 48          | 414        | 141      | 23            | 307         | 75              | 14     | 136       | 127           | 46     | 190   | 86            | 469      | 89       |  |
| 5 to 9 dwelling unit                               | 40        | 91             | 78          | 20          | 176        | 14       | 12            | 220         | 24              | 15     | 58        | 54            | 7      | 95    | 14            | 84       | 42       |  |
| 10 dwelling unit or more                           | 12        | 52             | 54          | ...         | ...        | ...      | ...           | 28          | ...             | ...    | 14        | 10            | ...    | 15    | ...           | 95       | ...      |  |
| Trailers   | 1         | 2              | 1           | 5           | 4          | 8        | ...           | 8           | ...             | ...    | 1         | 1             | ...    | 13    | ...           | ...      | ...      |  |
| NUMBER OF ROOMS                                    |           |                |             |             |            |          |               |             |                 |        |           |               |        |       |               |          |          |  |
| 1 room   | 11        | 9              | 14          | 42          | 44         | 10       | 2             | 34          | 5               | 5      | 9         | 8             | 4      | 16    | 12            | 15       | 12       |  |
| 2 rooms  | 19        | 45             | 48          | 85          | 257        | 33       | 8             | 123         | 21              | 4      | 21        | 24            | 11     | 83    | 26            | 135      | 23       |  |
| 3 rooms  | 98        | 187            | 114         | 102         | 588        | 121      | 44            | 312         | 131             | 31     | 62        | 203           | 42     | 190   | 68            | 398      | 101      |  |
| 4 rooms  | 209       | 305            | 174         | 691         | 719        | 155      | 78            | 402         | 117             | 41     | 149       | 262           | 87     | 317   | 111           | 376      | 93       |  |
| 5 rooms  | 273       | 396            | 325         | 244         | 610        | 252      | 140           | 438         | 100             | 23     | 231       | 206           | 140    | 488   | 152           | 427      | 103      |  |
| 6 rooms  | 737       | 497            | 370         | 166         | 571        | 307      | 297           | 770         | 1,200           | 315    | 457       | 1,155         | 268    | 583   | 186           | 544      | 178      |  |
| 7 rooms  | 316       | 65             | 166         | 68          | 168        | 165      | 142           | 335         | 166             | 33     | 295       | 291           | 101    | 399   | 212           | 248      | 73       |  |
| 8 rooms  | 147       | 35             | 110         | 49          | 66         | 103      | 93            | 216         | 106             | 21     | 99        | 109           | 48     | 236   | 115           | 162      | 75       |  |
| 9 rooms or more                                    | 101       | 19             | 103         | 30          | 40         | 102      | 63            | 215         | 84              | 15     | 79        | 83            | 29     | 213   | 111           | 227      | 55       |  |
| Not reported                                       | 39        | 19             | 8           | 25          | 20         | 17       | 13            | 42          | 32              | 6      | 12        | 73            | 12     | 57    | 30            | 52       | 4        |  |
| CONDITION AND PLUMBING FACILITIES                  |           |                |             |             |            |          |               |             |                 |        |           |               |        |       |               |          |          |  |
| All dwelling units                                 | 1,950     | 1,577          | 1,432       | 1,502       | 3,083      | 1,265    | 880           | 2,887       | 1,970           | 694    | 1,414     | 2,414         | 742    | 2,582 | 1,023         | 2,584    | 717      |  |
| Not dilapidated:                                   | 1,834     | 1,364          | 888         | 210         | 2,378      | 1,085    | 841           | 2,354       | 1,814           | 233    | 1,100     | 2,255         | 395    | 2,111 | 751           | 2,161    | 454      |  |
| With priv. toilet and bath, and hot running water  | 2         | ...            | 14          | 48          | 39         | 4        | 2             | 8           | 6               | 13     | 7         | 34            | 19     | 16    | 2             | 1        | 4        |  |
| With private toilet and bath, and only cold water  | 38        | 134            | 435         | 791         | 499        | 133      | 7             | 323         | 23              | 403    | 230       | 19            | 301    | 185   | 106           | 249      | 121      |  |
| With running water, lacking private toilet or bath | 9         | 2              | 26          | 272         | 12         | 1        | 3             | 5           | 4               | 20     | ...       | 1             | 6      | 23    | 4             | ...      | ...      |  |
| No running water                                   | ...       | ...            | ...         | ...         | ...        | ...      | ...           | ...         | ...             | ...    | ...       | ...           | ...    | ...   | ...           | ...      | ...      |  |
| Dilapidated:                                       | 12        | 12             | 15          | 3           | 57         | 11       | 2             | 68          | 31              | ...    | 33        | 29            | 3      | 97    | 101           | 82       | 24       |  |
| With priv. toilet and bath, and hot running water  | 15        | 25             | 38          | 99          | 67         | 10       | 3             | 57          | 41              | 18     | 22        | 1             | 9      | 70    | 34            | 26       | 29       |  |
| Lacking hot water, private toilet or bath          | 40        | 40             | 16          | 79          | 31         | 21       | 22            | 72          | 51              | 7      | 22        | 75            | 9      | 80    | 25            | 65       | 85       |  |
| Condition or plumbing facilities not reported      | 467       | 568            | 528         | 429         | 1,567      | 554      | 202           | 1,282       | 338             | 243    | 405       | 614           | 202    | 941   | 391           | 1,040    | 298      |  |
| Renter-occupied dwelling units                     | 467       | 568            | 528         | 429         | 1,567      | 554      | 202           | 1,282       | 338             | 243    | 405       | 614           | 202    | 941   | 391           | 1,040    | 298      |  |
| Not dilapidated:                                   | 413       | 455            | 284         | 38          | 1,091      | 451      | 190           | 968         | 268             | 70     | 272       | 534           | 67     | 706   | 252           | 816      | 132      |  |
| With priv. toilet and bath, and hot running water  | ...       | ...            | 7           | 12          | 26         | 2        | 1             | 4           | 4               | 4      | 4         | 29            | 6      | 5     | ...           | 1        | 3        |  |
| With private toilet and bath, and only cold water  | 15        | 81             | 179         | 146         | 340        | 79       | 3             | 195         | 3               | 144    | 84        | 9             | 117    | 107   | 66            | 147      | 72       |  |
| With running water, lacking private toilet or bath | 4         | 2              | 12          | 135         | 6          | 1        | 1             | 3           | 2               | 10     | ...       | ...           | 3      | 5     | ...           | ...      | ...      |  |
| No running water                                   | ...       | ...            | ...         | ...         | ...        | ...      | ...           | ...         | ...             | ...    | ...       | ...           | ...    | ...   | ...           | ...      | ...      |  |
| Dilapidated:                                       | 4         | 4              | 8           | 1           | 37         | 8        | 1             | 32          | 15              | ...    | 19        | 21            | 1      | 56    | 44            | 30       | 19       |  |
| With priv. toilet and bath, and hot running water  | 7         | 12             | 33          | 75          | 53         | 4        | 1             | 39          | 36              | 12     | 18        | ...           | 8      | 34    | 22            | 17       | 24       |  |
| Lacking hot water, private toilet or bath          | 24        | 14             | 5           | 22          | 14         | 9        | 5             | 41          | 10              | 3      | 8         | 21            | ...    | 28    | 6             | 29       | 48       |  |
| Condition or plumbing facilities not reported      | ...       | ...            | ...         | ...         | ...        | ...      | ...           | ...         | ...             | ...    | ...       | ...           | ...    | ...   | ...           | ...      | ...      |  |
| NUMBER OF PERSONS                                  |           |                |             |             |            |          |               |             |                 |        |           |               |        |       |               |          |          |  |
| All occupied dwelling units                        | 1,908     | 1,505          | 1,405       | 1,474       | 3,042      | 1,239    | 870           | 2,836       | 1,939           | 659    | 1,397     | 2,361         | 733    | 2,469 | 984           | 2,449    | 703      |  |
| 1 person   | 126       | 53             | 89          | 115         | 264        | 109      | 57            | 262         | 49              | 39     | 83        | 99            | 31     | 288   | 121           | 194      | 42       |  |
| 2 persons  | 683       | 332            | 374         | 271         | 826        | 379      | 247           | 840         | 332             | 128    | 268       | 563           | 132    | 717   | 295           | 756      | 169      |  |
| 3 persons  | 469       | 389            | 341         | 295         | 823        | 302      | 199           | 700         | 478             | 159    | 369       | 588           | 176    | 570   | 202           | 574      | 180      |  |
| 4 persons  | 373       | 386            | 274         | 293         | 615        | 231      | 201           | 540         | 523             | 134    | 298       | 522           | 144    | 454   | 191           | 457      | 140      |  |
| 5 persons  | 173       | 186            | 176         | 224         | 302        | 117      | 84            | 248         | 295             | 104    | 181       | 339           | 111    | 235   | 92            | 225      | 72       |  |
| 6 persons  | 61        | 97             | 76          | 124         | 128        | 56       | 49            | 125         | 140             | 51     | 116       | 139           | 68     | 116   | 46            | 129      | 46       |  |
| 7 persons  | 14        | 34             | 42          | 65          | 58         | 23       | 24            | 56          | 61              | 22     | 39        | 77            | 32     | 52    | 19            | 72       | 38       |  |
| 8 persons  | 3         | 18             | 17          | 41          | 17         | 15       | 5             | 33          | 30              | 10     | 19        | 23            | 18     | 15    | 12            | 25       | 14       |  |
| 9 persons  | 2         | 5              | 7           | 26          | 5          | 3        | 2             | 16          | 13              | 9      | 14        | 8             | 10     | 6     | 3             | 11       | 7        |  |
| 10 persons or more                                 | 4         | 5              | 9           | 20          | 4          | 4        | 2             | 16          | 18              | 3      | 10        | 3             | 11     | 16    | 3             | 6        | 5        |  |
| Median number of persons:                          | 2.8       | 3.4            | 3.2         | 3.7         | 3.0        | 2.9      | 3.2           | 3.0         | 3.7             | 3.5    | 3.4       | 3.4           | 3.7    | 2.9   | 2.9           | 3.0      | 3.3      |  |
| All occupied dwelling units                        | 3.0       | 3.7            | 3.4         | 3.9         | 3.3        | 3.0      | 3.2           | 3.2         | 3.8             | 3.6    | 3.6       | 3.6           | 3.9    | 3.0   | 2.9           | 3.4      | 3.5      |  |
| Owner-occupied dwelling units                      | 2.3       | 3.1            | 2.9         | 3.2         | 2.8        | 2.9      | 3.1           | 2.7         | 3.2             | 3.4    | 3.2       | 2.9           | 3.3    | 2.7   | 2.9           | 2.5      | 3.1      |  |
| Renter-occupied dwelling units                     | ...       | ...            | ...         | ...         | ...        | ...      | ...           | ...         | ...             | ...    | ...       | ...           | ...    | ...   | ...           | ...      | ...      |  |
| PERSONS PER ROOM                                   |           |                |             |             |            |          |               |             |                 |        |           |               |        |       |               |          |          |  |
| All occupied dwelling units                        | 1,908     | 1,505          | 1,405       | 1,474       | 3,042      | 1,239    | 870           | 2,836       | 1,939           | 659    | 1,397     | 2,361         | 733    | 2,469 | 984           | 2,449    | 703      |  |
| 0.75 or less                                       | 1,603     | 873            | 952         | 668         | 1,782      | 9        |               |             |                 |        |           |               |        |       |               |          |          |  |

HOUSING—GENERAL CHARACTERISTICS

Table 22.—OCCUPANCY CHARACTERISTICS, TYPE OF STRUCTURE, NUMBER OF ROOMS, CONDITION AND PLUMBING FACILITIES, AND NUMBER OF PERSONS, FOR URBAN PLACES OF 2,500 TO 10,000: 1950—Con.

[Percent not shown where less than 0.1; median not shown where base is less than 100]

| Subject  | Cur-wens-ville | Dale | Dallas-town | Dan-ville | Derry | Dick-son City | Down-Ing-town | Doylestown | Dravos-burg | Du-pont | Duruya | East Cone-naugh | East Lans-downe | East Makees-port | East Mauch Chunk | East Pitts-burgh | East Strouds-burg |
|--|----------------|------|-------------|-----------|-------|---------------|---------------|------------|-------------|---------|--------|-----------------|-----------------|------------------|------------------|------------------|-------------------|
| All dwelling units                                 | 981            | 949  | 959         | 2,123     | 1,117 | 2,516         | 1,348         | 1,682      | 1,067       | 997     | 1,767  | 1,045           | 990             | 917              | 868              | 1,424            | 2,021             |
| Urban-farm dwelling units                          | 3              | ...  | 2           | 6         | 2     | 1             | 6             | 3          | 1           | 2       | 6      | 2               | ...             | 1                | 2                | 225              | 6                 |
| OCCUPANCY, TENURE, AND RACE                        |                |      |             |           |       |               |               |            |             |         |        |                 |                 |                  |                  |                  |                   |
| Occupied dwelling units                            | 972            | 931  | 943         | 2,063     | 1,109 | 2,480         | 1,324         | 1,636      | 1,058       | 993     | 1,746  | 1,031           | 979             | 909              | 857              | 1,420            | 1,956             |
| Owner occupied                                     | 628            | 442  | 701         | 1,076     | 721   | 1,360         | 791           | 959        | 490         | 581     | 1,115  | 423             | 682             | 643              | 620              | 549              | 1,044             |
| Percent of all occupied                            | 64.6           | 47.5 | 74.3        | 52.2      | 65.0  | 54.8          | 59.7          | 58.6       | 46.3        | 58.5    | 63.9   | 41.0            | 69.7            | 70.7             | 72.3             | 38.7             | 53.4              |
| White  | 619            | 432  | 701         | 1,076     | 721   | 1,359         | 756           | 945        | 490         | 581     | 1,115  | 419             | 681             | 640              | 620              | 547              | 1,041             |
| Negro  | 9              | 10   | ...         | ...       | ...   | ...           | 35            | 14         | ...         | ...     | ...    | 4               | 1               | 3                | ...              | 2                | 3                 |
| Other races  | ...            | ...  | ...         | ...       | ...   | 1             | ...           | ...        | ...         | ...     | ...    | ...             | ...             | ...              | ...              | ...              | ...               |
| Renter occupied                                    | 344            | 489  | 242         | 987       | 388   | 1,120         | 533           | 677        | 568         | 412     | 631    | 608             | 297             | 266              | 237              | 871              | 912               |
| White  | 342            | 480  | 242         | 987       | 387   | 1,119         | 480           | 674        | 568         | 412     | 631    | 552             | 296             | 266              | 237              | 856              | 908               |
| Negro  | 2              | 9    | ...         | ...       | 1     | 1             | 53            | 3          | ...         | ...     | ...    | 56              | ...             | ...              | ...              | 15               | 4                 |
| Other races  | ...            | ...  | ...         | ...       | ...   | ...           | ...           | ...        | ...         | ...     | ...    | ...             | 1               | ...              | ...              | ...              | ...               |
| Nonresident dwelling units                         | ...            | ...  | 2           | ...       | ...   | ...           | ...           | 2          | 1           | ...     | 3      | ...             | ...             | ...              | ...              | ...              | ...               |
| Vacant dwelling units                              | 9              | 18   | 14          | 60        | 8     | 36            | 24            | 44         | 8           | 4       | 18     | 14              | 11              | 8                | 11               | 4                | 65                |
| Nonseasonal not dilapidated, for rent or sale      | 2              | 10   | 6           | 22        | 1     | 20            | 13            | 20         | ...         | 1       | 8      | 6               | 8               | 2                | ...              | 2                | 20                |
| Percent of all dwelling units                      | 0.2            | 1.1  | 0.6         | 1.0       | 0.1   | 0.8           | 1.0           | 1.2        | ...         | 0.1     | 0.5    | 0.6             | 0.8             | 0.2              | ...              | 0.1              | 1.0               |
| For rent   | 2              | 5    | 3           | 17        | 1     | 15            | 11            | 8          | ...         | 1       | 5      | 5               | 6               | 1                | ...              | 1                | 10                |
| For sale only                                      | ...            | 5    | 3           | 5         | ...   | 5             | 2             | 12         | ...         | ...     | 3      | 1               | 2               | 1                | ...              | 1                | 10                |
| Nonseasonal not dilapidated, not for rent or sale  | ...            | 2    | 8           | 27        | 3     | 14            | 11            | 18         | 7           | 2       | 4      | 2               | 3               | 5                | 9                | 2                | 22                |
| Nonseasonal dilapidated                            | 3              | 6    | ...         | 5         | 1     | 2             | ...           | 3          | 1           | ...     | 1      | 2               | ...             | 1                | ...              | 1                | 7                 |
| Seasonal   | 4              | ...  | ...         | 6         | 3     | ...           | ...           | 3          | ...         | 1       | 5      | 4               | ...             | ...              | 1                | ...              | 16                |
| TYPE OF STRUCTURE                                  |                |      |             |           |       |               |               |            |             |         |        |                 |                 |                  |                  |                  |                   |
| 1 dwelling unit, detached                          | 632            | 456  | 480         | 1,068     | 759   | 1,098         | 360           | 802        | 544         | 583     | 979    | 330             | 344             | 590              | 446              | 365              | 1,127             |
| 1 dwelling unit, attached                          | 8              | 4    | 17          | 370       | 7     | 2             | 54            | 32         | 5           | 1       | 16     | 46              | 22              | 1                | 38               | 89               | 30                |
| 1 and 2 dwelling unit, semidetached                | 79             | 215  | 309         | 355       | 54    | 36            | 678           | 458        | 33          | 46      | 401    | 398             | 338             | 11               | 295              | 93               | 215               |
| 2 dwelling unit, other                             | 166            | 142  | 86          | 146       | 162   | 832           | 92            | 144        | 188         | 236     | 212    | 116             | 136             | 242              | 44               | 338              | 398               |
| 3 and 4 dwelling unit                              | 56             | 76   | 38          | 125       | 100   | 499           | 100           | 172        | 72          | 130     | 151    | 118             | 105             | 52               | 32               | 324              | 157               |
| 5 to 9 dwelling unit                               | 40             | 25   | 7           | 56        | 23    | 38            | 39            | 73         | 225         | ...     | 8      | 37              | 22              | 6                | 13               | 178              | 80                |
| 10 dwelling unit or more                           | ...            | 30   | 13          | ...       | 12    | 11            | 25            | ...        | ...         | ...     | ...    | ...             | 23              | 12               | ...              | 37               | ...               |
| Trailers   | ...            | 1    | 9           | 3         | ...   | ...           | ...           | 1          | ...         | 1       | ...    | ...             | ...             | 3                | ...              | ...              | 14                |
| NUMBER OF ROOMS                                    |                |      |             |           |       |               |               |            |             |         |        |                 |                 |                  |                  |                  |                   |
| 1 room   | 7              | 6    | 13          | 19        | 11    | 14            | 8             | 9          | 6           | 9       | 6      | 1               | 1               | 2                | 7                | 13               | 27                |
| 2 rooms  | 34             | 65   | 27          | 44        | 46    | 50            | 28            | 34         | 34          | 40      | 30     | 43              | 21              | 24               | 6                | 109              | 42                |
| 3 rooms  | 108            | 82   | 51          | 142       | 111   | 347           | 104           | 159        | 129         | 129     | 196    | 86              | 117             | 150              | 39               | 301              | 192               |
| 4 rooms  | 118            | 217  | 144         | 300       | 183   | 453           | 137           | 212        | 341         | 251     | 248    | 341             | 112             | 181              | 74               | 427              | 243               |
| 5 rooms  | 142            | 214  | 129         | 418       | 186   | 536           | 160           | 214        | 359         | 220     | 423    | 186             | 93              | 226              | 114              | 159              | 310               |
| 6 rooms  | 298            | 266  | 309         | 672       | 323   | 704           | 365           | 493        | 121         | 217     | 501    | 277             | 277             | 218              | 333              | 269              | 755               |
| 7 rooms  | 110            | 43   | 138         | 288       | 98    | 194           | 193           | 194        | 42          | 82      | 174    | 48              | 178             | 58               | 138              | 41               | 248               |
| 8 rooms  | 83             | 36   | 99          | 127       | 99    | 135           | 159           | 147        | 14          | 33      | 100    | 39              | 93              | 32               | 82               | 39               | 130               |
| 9 rooms or more                                    | 48             | 9    | 47          | 101       | 51    | 67            | 166           | 199        | 13          | 14      | 69     | 17              | 69              | 17               | 64               | 33               | 55                |
| Not reported                                       | 33             | 11   | 2           | 12        | 9     | 16            | 31            | 21         | 8           | 2       | 20     | 7               | 29              | 9                | 11               | 33               | 19                |
| CONDITION AND PLUMBING FACILITIES                  |                |      |             |           |       |               |               |            |             |         |        |                 |                 |                  |                  |                  |                   |
| All dwelling units                                 | 981            | 949  | 959         | 2,123     | 1,117 | 2,516         | 1,348         | 1,682      | 1,067       | 997     | 1,767  | 1,045           | 990             | 917              | 868              | 1,424            | 2,021             |
| Not dilapidated:                                   |                |      |             |           |       |               |               |            |             |         |        |                 |                 |                  |                  |                  |                   |
| With priv. toilet and bath, and hot running water  | 650            | 631  | 699         | 1,542     | 804   | 1,216         | 1,141         | 1,536      | 879         | 280     | 989    | 542             | 958             | 743              | 755              | 1,012            | 1,728             |
| With private toilet and bath, and only cold water  | 18             | 4    | 26          | 29        | 4     | 86            | 15            | 19         | 10          | 11      | 21     | 59              | 1               | 7                | 2                | ...              | 23                |
| With running water, lacking private toilet or bath | 179            | 139  | 204         | 326       | 192   | 1,145         | 132           | 84         | 125         | 678     | 559    | 325             | 4               | 117              | 76               | 280              | 117               |
| No running water                                   | 24             | 1    | 4           | 19        | 5     | 22            | 6             | ...        | 5           | 3       | 17     | ...             | ...             | ...              | 1                | ...              | 25                |
| Dilapidated:                                       |                |      |             |           |       |               |               |            |             |         |        |                 |                 |                  |                  |                  |                   |
| With priv. toilet and bath, and hot running water  | 30             | 54   | 3           | 45        | 37    | 3             | 6             | 11         | 2           | 2       | 6      | 14              | 4               | 6                | 11               | 47               | 59                |
| Lacking hot water, private toilet or bath          | 69             | 99   | 13          | 130       | 64    | 25            | 14            | 12         | 35          | 10      | 33     | 93              | ...             | 10               | 2                | 25               | 44                |
| Condition or plumbing facilities not reported      | 11             | 21   | 10          | 32        | 11    | 19            | 34            | 20         | 11          | 13      | 142    | 12              | 23              | 34               | 21               | 60               | 25                |
| Renter-occupied dwelling units                     | 344            | 489  | 242         | 987       | 388   | 1,120         | 533           | 677        | 568         | 412     | 631    | 608             | 297             | 266              | 237              | 871              | 912               |
| Not dilapidated:                                   |                |      |             |           |       |               |               |            |             |         |        |                 |                 |                  |                  |                  |                   |
| With priv. toilet and bath, and hot running water  | 197            | 286  | 138         | 627       | 206   | 403           | 407           | 597        | 433         | 47      | 255    | 250             | 287             | 185              | 183              | 554              | 730               |
| With private toilet and bath, and only cold water  | 11             | 1    | 7           | 21        | 1     | 57            | 9             | 10         | 3           | 2       | 10     | 43              | ...             | ...              | 2                | ...              | 14                |
| With running water, lacking private toilet or bath | 81             | 61   | 84          | 215       | 111   | 625           | 81            | 57         | 88          | 348     | 277    | 217             | 3               | 65               | 43               | 210              | 80                |
| No running water                                   | 8              | ...  | 1           | 14        | 1     | 10            | 6             | ...        | 3           | 2       | 9      | ...             | ...             | ...              | 1                | ...              | 14                |
| Dilapidated:                                       |                |      |             |           |       |               |               |            |             |         |        |                 |                 |                  |                  |                  |                   |
| With priv. toilet and bath, and hot running water  | 8              | 25   | 1           | 19        | 21    | 2             | 6             | 5          | 1           | ...     | 3      | 11              | ...             | 1                | 3                | 38               | 41                |
| Lacking hot water, private toilet or bath          | 32             | 76   | 6           | 75        | 47    | 17            | 10            | 5          | 32          | 7       | 22     | 81              | ...             | 5                | 1                | 22               | 26                |
| Condition or plumbing facilities not reported      | 7              | 10   | 5           | 16        | 1     | 6             | 14            | 3          | 8           | 6       | 55     | 6               | 7               | 10               | 4                | 47               | 7                 |
| NUMBER OF PERSONS                                  |                |      |             |           |       |               |               |            |             |         |        |                 |                 |                  |                  |                  |                   |
| All occupied dwelling units                        | 972            | 931  | 943         | 2,063     | 1,109 | 2,480         | 1,324         | 1,636      | 1,058       | 993     | 1,746  | 1,031           | 979             | 909              | 857              | 1,420            | 1,956             |
| 1 person   | 91             | 55   | 69          | 214       | 76    | 161           | 75            | 166        | 44          | 42      | 86     | 60              | 39              | 41               | 63               | 82               | 125               |
| 2 persons  | 243            | 256  | 237         | 589       | 300   | 502           | 312           | 516        | 251         | 157     | 342    | 185             | 278             | 244              | 202              | 342              | 539               |
| 3 persons  | 233            | 227  | 230         | 508       | 285   | 651           | 321           | 388        | 246         | 194     | 418    | 247             | 225             | 231              | 196              | 397              | 531               |
| 4 persons  | 190            | 193  | 187         | 351       | 231   | 542           | 267           | 280        | 285         | 234     | 361    | 214             | 189             | 199              | 169              | 266              | 343               |
| 5 persons  | 118            | 98   | 116         | 207       | 114   | 337           | 165           | 169        | 139         | 175     | 283    | 142             | 113             | 105              | 109              | 178              | 225               |
| 6 persons  | 49             | 55   | 50          | 102       | 64    | 167           | 78            | 73         | 54          | 98      | 137    | 83              | 68              | 50               | 64               | 82               | 99                |
| 7 persons  | 23             | 24   | 29          | 57        | 22    | 63            | 57            | 23         | 26          | 48      | 67     | 51              | 36              | 21               | 27               | 48               | 54                |
| 8 persons  | 13             | 9    | 10          | 16        | 5     | 40            | 26            | 11         | 7           | 25      | 25     | 22              | 13              | 6                | 16               | 15               | 21                |
| 9 persons  | 8              | 6    | 7           | 9         | 4     | 7             | 13            | 3          | 4           | 11      | 15     | 14              | 7               | 9                | 3                | 2                | 10                |
| 10 persons or more                                 | 4              | 8    | 8           | 10        | 8     | 10            | 10            | 7          | 2           | 9       | 12     | 13              | 11              | 3                | 8                | 8                | 9                 |
| Median number of persons:                          |                |      |             |           |       |               |               |            |             |         |        |                 |                 |                  |                  |                  |                   |
| All occupied dwelling units                        | 3.2            | 3.2  | 3.2         | 2.9       | 3.1   | 3.4           | 3.4           | 2.9        | 3.5         | 3.9     | 3.6    | 3.6             | 3.3             | 3.2              | 3.3              | 3.2              | 3.1               |
| Owner-occupied dwelling units                      | 3.3            | 3.3  | 3.3         | 3.0       | 3.3   | 3.6           | 3.5           | 3.0        | 3.4         | 4.2     | 3.8    | 3.7             | 3.7             | 3.4              | 3.4              | 3.6              | 3.1               |
| Renter-occupied dwelling units                     | 3.0            | 3.1  | 2.9         | 2.9       | 2.9   | 3.2           | 3.2           | 2.6        | 3.5         | 3.7     | 3.3    | 3.6             | 2.6             | 2.8              | 3.3              | 3.0              | 3.1               |
| PERSONS PER ROOM                                   |                |      |             |           |       |               |               |            |             |         |        |                 |                 |                  |                  |                  |                   |
| All occupied dwelling units                        | 972            | 931  | 943         | 2,063     | 1,109 | 2,480         | 1,324         | 1,636      | 1,058       | 993     | 1,746  | 1,031           | 979             | 909              | 857              | 1,420            | 1,956             |
| 0.75 or less                                       | 650            | 578  | 679         | 1,540     | 753   | 1,514         | 948           | 1,341      | 543         | 431     | 998    | 535             | 701             | 909              | 618              | 732              | 1,423             |
| 0.76 to 1.00                                       | 204            | 233  | 181         | 375       | 241   | 706           | 248           | 230        | 376         | 319     | 520    | 281             | 196             | 258              | 171              |                  |                   |

Table 22.—OCCUPANCY CHARACTERISTICS, TYPE OF STRUCTURE, NUMBER OF ROOMS, CONDITION AND PLUMBING FACILITIES, AND NUMBER OF PERSONS, FOR URBAN PLACES OF 2,500 TO 10,000: 1950—Con.

(Percent not shown where less than 0.1; median not shown where base is less than 100)

| Subject  | Ebens-<br>burg | Eddy-<br>stone | Edge-<br>wood | Edgewood-<br>Ferndale-<br>Fairview<br>(uninc.) | Ed-<br>wards-<br>ville | Eliza-<br>beth | Eliza-<br>beth-<br>town | Emmaus | Empo-<br>rium | Ena-<br>worth | Eph-<br>rata | Etna  | Exeter | Faxon-<br>Kenmar<br>(uninc.) | Fern-<br>dale | Ford<br>City | Forest<br>City |  |
|--|----------------|----------------|---------------|--|------------------------|----------------|-------------------------|--------|---------------|---------------|--------------|-------|--------|------------------------------|---------------|--------------|----------------|--|
| All dwelling units                                 | 1,158          | 834            | 1,599         | 2,362  | 1,881                  | 783            | 1,594                   | 2,215  | 1,119         | 842           | 2,230        | 1,955 | 1,286  | 899                          | 805           | 1,542        | 980            |  |
| Urban-farm dwelling units                          | 1              | ...            | 12            | 3  | 2                      | ...            | 2                       | 14     | 1             | 2             | 13           | 29    | 10     | 25                           | ...           | ...          | 1              |  |
| <b>OCCUPANCY, TENURE, AND RACE</b>                 |                |                |               |  |                        |                |                         |        |               |               |              |       |        |                              |               |              |                |  |
| Occupied dwelling units                            | 1,127          | 817            | 1,548         | 2,326  | 1,867                  | 781            | 1,572                   | 2,182  | 1,103         | 824           | 2,189        | 1,934 | 1,275  | 882                          | 789           | 1,531        | 954            |  |
| Owner occupied                                     | 617            | 491            | 923           | 1,712  | 827                    | 412            | 718                     | 1,566  | 572           | 565           | 1,121        | 1,092 | 787    | 505                          | 520           | 1,531        | 499            |  |
| Percent of all occupied                            | 54.7           | 60.1           | 59.6          | 73.6   | 44.3                   | 52.8           | 45.7                    | 71.8   | 51.9          | 68.6          | 51.2         | 56.5  | 61.7   | 57.3                         | 65.9          | 60.0         | 52.3           |  |
| White  | 617            | 491            | 922           | 1,712  | 827                    | 389            | 718                     | 1,566  | 572           | 565           | 1,120        | 1,091 | 787    | 505                          | 520           | 889          | 499            |  |
| Negro  | ...            | ...            | 1             | ...  | ...                    | 23             | ...                     | ...    | ...           | ...           | 1            | 1     | ...    | ...                          | ...           | 30           | ...            |  |
| Other races  | ...            | ...            | ...           | ...  | ...                    | ...            | ...                     | ...    | ...           | ...           | ...          | ...   | ...    | ...                          | ...           | ...          | ...            |  |
| Renter occupied                                    | 510            | 326            | 625           | 614  | 1,040                  | 369            | 854                     | 616    | 531           | 259           | 1,068        | 842   | 488    | 377                          | 269           | 612          | 455            |  |
| White  | 510            | 325            | 622           | 614  | 1,040                  | 355            | 854                     | 616    | 531           | 259           | 1,068        | 842   | 488    | 377                          | 269           | 582          | 455            |  |
| Negro  | ...            | ...            | 3             | ...  | ...                    | 14             | ...                     | ...    | ...           | ...           | ...          | ...   | ...    | ...                          | ...           | 30           | ...            |  |
| Other races  | ...            | ...            | ...           | ...  | ...                    | ...            | ...                     | ...    | ...           | ...           | ...          | ...   | ...    | ...                          | ...           | ...          | ...            |  |
| Nonresident dwelling units                         | ...            | ...            | 3             | ...  | ...                    | ...            | ...                     | ...    | ...           | ...           | ...          | ...   | 1      | ...                          | ...           | ...          | ...            |  |
| Vacant dwelling units                              | 31             | 17             | 48            | 36   | 14                     | 2              | 22                      | 33     | 16            | 18            | 41           | 21    | 10     | 17                           | 16            | 11           | 26             |  |
| Nonseasonal not dilapidated, for rent or sale      | 9              | 12             | 27            | 12   | 3                      | 1              | 13                      | 25     | 11            | 9             | 19           | 5     | 4      | 7                            | 8             | 4            | 10             |  |
| Percent of all dwelling units                      | 0.8            | 1.4            | 1.7           | 0.5  | 0.2                    | 0.1            | 0.8                     | 1.1    | 1.0           | 1.1           | 0.9          | 0.3   | 0.3    | 0.8                          | 1.0           | 0.3          | 1.0            |  |
| For rent   | 7              | 11             | 23            | 3  | 2                      | ...            | 8                       | 15     | 9             | 2             | 7            | 5     | 1      | ...                          | 2             | 2            | 9              |  |
| For sale only                                      | 2              | 1              | 4             | 9  | 1                      | 1              | 5                       | 10     | 2             | 7             | 12           | ...   | 3      | 7                            | 6             | 2            | 1              |  |
| Nonseasonal not dilapidated, not for rent or sale  | 14             | 5              | 17            | 13   | 5                      | 1              | 8                       | 5      | 4             | 9             | 13           | 9     | 2      | 5                            | 6             | 5            | 11             |  |
| Nonseasonal dilapidated                            | 2              | ...            | ...           | 10   | 6                      | ...            | 1                       | 2      | ...           | ...           | 6            | 6     | 3      | 2                            | ...           | ...          | 5              |  |
| Seasonal   | 6              | ...            | 4             | 1  | ...                    | ...            | ...                     | 1      | 1             | ...           | 3            | 1     | 1      | 3                            | 2             | 2            | ...            |  |
| <b>TYPE OF STRUCTURE</b>                           |                |                |               |  |                        |                |                         |        |               |               |              |       |        |                              |               |              |                |  |
| 1 dwelling unit, detached                          | 680            | 64             | 828           | 844  | 706                    | 457            | 533                     | 853    | 616           | 505           | 768          | 1,005 | 738    | 591                          | 464           | 646          | 404            |  |
| 1 dwelling unit, attached                          | 14             | 332            | 21            | 263  | 207                    | 18             | 16                      | 149    | 10            | 1             | 132          | 114   | 20     | 172                          | 11            | 81           | ...            |  |
| 1 and 2 dwelling unit, semidetached                | 2              | 322            | 74            | 1,026  | 826                    | 122            | 571                     | 999    | 66            | 57            | 886          | 204   | 202    | 83                           | 192           | 511          | 114            |  |
| 2 dwelling unit, other                             | 280            | 44             | 276           | 170  | 86                     | 124            | 160                     | 108    | 222           | 218           | 184          | 418   | 218    | 26                           | 92            | 176          | 196            |  |
| 3 and 4 dwelling unit                              | 106            | 32             | 197           | 51   | 48                     | 44             | 193                     | 64     | 168           | 55            | 108          | 152   | 86     | 20                           | 32            | 67           | 235            |  |
| 5 to 9 dwelling unit                               | 47             | 5              | 95            | 7  | 8                      | 18             | 67                      | 37     | 37            | 5             | 79           | 60    | 9      | 6                            | 12            | 61           | 30             |  |
| 10 dwelling unit or more                           | 24             | 35             | 108           | ...  | ...                    | ...            | 47                      | ...    | ...           | ...           | 73           | ...   | 11     | ...                          | ...           | ...          | ...            |  |
| Trailers   | 5              | ...            | ...           | 1  | ...                    | ...            | 7                       | ...    | ...           | ...           | ...          | ...   | 2      | 1                            | 2             | ...          | 1              |  |
| <b>NUMBER OF ROOMS</b>                             |                |                |               |  |                        |                |                         |        |               |               |              |       |        |                              |               |              |                |  |
| 1 room   | 22             | 15             | 5             | 15   | 5                      | 7              | 6                       | 9      | 9             | 3             | 21           | 30    | 6      | 4                            | 9             | 3            | 2              |  |
| 2 rooms  | 43             | 25             | 40            | 39   | 29                     | 21             | 41                      | 35     | 41            | 29            | 53           | 123   | 24     | 12                           | 10            | 53           | 6              |  |
| 3 rooms  | 120            | 75             | 155           | 107  | 167                    | 87             | 159                     | 143    | 122           | 86            | 156          | 345   | 122    | 58                           | 53            | 156          | 38             |  |
| 4 rooms  | 197            | 88             | 229           | 229  | 229                    | 186            | 242                     | 286    | 169           | 101           | 244          | 513   | 199    | 232                          | 114           | 268          | 129            |  |
| 5 rooms  | 176            | 45             | 255           | 365  | 304                    | 187            | 181                     | 348    | 219           | 206           | 308          | 361   | 192    | 169                          | 141           | 547          | 250            |  |
| 6 rooms  | 319            | 429            | 394           | 976  | 918                    | 181            | 573                     | 950    | 263           | 245           | 838          | 383   | 498    | 236                          | 347           | 313          | 305            |  |
| 7 rooms  | 99             | 91             | 144           | 292  | 112                    | 52             | 205                     | 233    | 114           | 85            | 273          | 113   | 99     | 102                          | 65            | 106          | 130            |  |
| 8 rooms  | 103            | 36             | 142           | 193  | 74                     | 27             | 108                     | 113    | 87            | 46            | 171          | 41    | 90     | 52                           | 28            | 48           | 73             |  |
| 9 rooms or more                                    | 70             | 14             | 201           | 93   | 30                     | 26             | 71                      | 69     | 72            | 27            | 139          | 15    | 45     | 20                           | 15            | 40           | 40             |  |
| Not reported                                       | 9              | 16             | 34            | 33   | 13                     | 9              | 8                       | 29     | 23            | 14            | 27           | 31    | 11     | 14                           | 23            | 8            | 7              |  |
| <b>CONDITION AND PLUMBING FACILITIES</b>           |                |                |               |  |                        |                |                         |        |               |               |              |       |        |                              |               |              |                |  |
| All dwelling units                                 | 1,158          | 834            | 1,599         | 2,362  | 1,881                  | 783            | 1,594                   | 2,215  | 1,119         | 842           | 2,230        | 1,955 | 1,286  | 899                          | 805           | 1,542        | 980            |  |
| Not dilapidated:                                   |                |                |               |  |                        |                |                         |        |               |               |              |       |        |                              |               |              |                |  |
| With priv. toilet and bath, and hot running water  | 967            | 743            | 1,463         | 1,553  | 1,267                  | 623            | 1,453                   | 1,659  | 1,006         | 582           | 1,842        | 1,247 | 926    | 823                          | 754           | 1,254        | 545            |  |
| With private toilet and bath, and only cold water  | 10             | 3              | ...           | 33   | 7                      | 7              | 20                      | 32     | ...           | 1             | 30           | 20    | 8      | ...                          | ...           | 32           | 10             |  |
| With running water, lacking private toilet or bath | 112            | 45             | 79            | 503  | 234                    | 86             | 96                      | 394    | 62            | 104           | 201          | 559   | 188    | 28                           | 38            | 227          | 401            |  |
| No running water                                   | 7              | 2              | ...           | 1  | ...                    | ...            | ...                     | 15     | 1             | ...           | 18           | 2     | 1      | 2                            | 1             | 2            | 2              |  |
| Dilapidated:                                       |                |                |               |  |                        |                |                         |        |               |               |              |       |        |                              |               |              |                |  |
| With priv. toilet and bath, and hot running water  | 18             | 10             | 8             | 52   | 193                    | 16             | 5                       | 15     | 22            | 17            | 30           | 41    | 71     | 10                           | 4             | 3            | 2              |  |
| Lacking hot water, private toilet or bath          | 3              | 9              | 2             | 151  | 147                    | 23             | 2                       | 69     | 3             | 122           | 75           | 60    | 50     | 15                           | ...           | 9            | 9              |  |
| Condition or plumbing facilities not reported      | 41             | 22             | 47            | 69   | 33                     | 28             | 18                      | 31     | 25            | 16            | 34           | 26    | 42     | 21                           | 8             | 15           | 11             |  |
| Renter-occupied dwelling units                     | 510            | 326            | 625           | 614  | 1,040                  | 369            | 854                     | 616    | 531           | 259           | 1,068        | 842   | 488    | 377                          | 269           | 612          | 455            |  |
| Not dilapidated:                                   |                |                |               |  |                        |                |                         |        |               |               |              |       |        |                              |               |              |                |  |
| With priv. toilet and bath, and hot running water  | 399            | 264            | 557           | 299  | 603                    | 266            | 760                     | 383    | 448           | 175           | 807          | 391   | 290    | 351                          | 240           | 448          | 201            |  |
| With private toilet and bath, and only cold water  | 6              | 2              | ...           | 17   | 3                      | 3              | 16                      | 21     | ...           | 1             | 13           | 11    | 6      | ...                          | ...           | 15           | 8              |  |
| With running water, lacking private toilet or bath | 75             | 36             | 49            | 197  | 189                    | 55             | 62                      | 158    | 45            | 60            | 146          | 355   | 99     | 10                           | 23            | 134          | 237            |  |
| No running water                                   | 2              | 1              | ...           | 1  | ...                    | ...            | ...                     | 9      | ...           | ...           | 13           | 1     | 1      | ...                          | ...           | 1            | ...            |  |
| Dilapidated:                                       |                |                |               |  |                        |                |                         |        |               |               |              |       |        |                              |               |              |                |  |
| With priv. toilet and bath, and hot running water  | 5              | 2              | 2             | 17   | 124                    | 11             | 3                       | 5      | 20            | 9             | 19           | 29    | 42     | 3                            | 3             | 1            | 3              |  |
| Lacking hot water, private toilet or bath          | 2              | 9              | 2             | 65   | 105                    | 18             | ...                     | 37     | 2             | 9             | 56           | 43    | 32     | 8                            | ...           | 7            | 1              |  |
| Condition or plumbing facilities not reported      | 21             | 12             | 15            | 18   | 16                     | 16             | 13                      | 3      | 16            | 5             | 14           | 12    | 18     | 5                            | 3             | 6            | 5              |  |
| <b>NUMBER OF PERSONS</b>                           |                |                |               |  |                        |                |                         |        |               |               |              |       |        |                              |               |              |                |  |
| All occupied dwelling units                        | 1,127          | 817            | 1,548         | 2,326  | 1,867                  | 781            | 1,572                   | 2,182  | 1,103         | 824           | 2,189        | 1,934 | 1,275  | 882                          | 789           | 1,531        | 954            |  |
| 1 person   | 84             | 46             | 79            | 124  | 128                    | 45             | 117                     | 99     | 120           | 40            | 155          | 137   | 44     | 37                           | 42            | 87           | 112            |  |
| 2 persons  | 296            | 157            | 508           | 497  | 390                    | 205            | 479                     | 578    | 285           | 213           | 624          | 479   | 199    | 220                          | 219           | 400          | 211            |  |
| 3 persons  | 268            | 198            | 416           | 582  | 440                    | 222            | 469                     | 537    | 288           | 210           | 614          | 482   | 322    | 237                          | 219           | 382          | 261            |  |
| 4 persons  | 230            | 214            | 316           | 474  | 418                    | 137            | 272                     | 471    | 210           | 178           | 422          | 400   | 301    | 215                          | 162           | 326          | 200            |  |
| 5 persons  | 128            | 111            | 124           | 297  | 270                    | 102            | 121                     | 260    | 113           | 100           | 198          | 230   | 174    | 96                           | 88            | 187          | 95             |  |
| 6 persons  | 63             | 60             | 62            | 165  | 136                    | 42             | 68                      | 116    | 50            | 45            | 98           | 123   | 115    | 36                           | 36            | 91           | 44             |  |
| 7 persons  | 33             | 17             | 28            | 98   | 56                     | 13             | 29                      | 63     | 23            | 27            | 44           | 43    | 69     | 13                           | 13            | 27           | 18             |  |
| 8 persons  | 12             | 10             | 10            | 43   | 14                     | 12             | 11                      | 30     | 6             | 9             | 16           | 21    | 17     | 2                            | 7             | 13           | 8              |  |
| 9 persons  | 9              | 1              | 2             | 24   | 10                     | 1              | 2                       | 15     | 4             | 2             | 8            | 11    | 22     | 4                            | 2             | 10           | 2              |  |
| 10 persons or more                                 | 4              | 3              | 3             | 22   | 5                      | 2              | 4                       | 13     | 4             | ...           | 10           | 8     | 12     | 2                            | 1             | 8            | 3              |  |
| Median number of persons:                          |                |                |               |  |                        |                |                         |        |               |               |              |       |        |                              |               |              |                |  |
| All occupied dwelling units                        | 3.2            | 3.5            | 2.9           | 3.4  | 3.4                    | 3.1            | 2.9                     | 3.3    | 3.0           | 3.3           | 3.0          | 3.2   | 3.7    | 3.2                          | 3.1           | 3.2          | 3.1            |  |
| Owner-occupied dwelling units                      | 3.5            | 3.7            | 3.3           | 3.5  | 3.5                    | 3.1            | 2.8                     | 3.3    | 3.4           | 3.4           | 2.9          | 3.3   | 3.9    | 3.1                          | 3.2           | 3.4          | 3.3            |  |
| Renter-occupied dwelling units                     | 2.9            | 3.3            | 2.6           | 3.3  | 3.4                    | 3.1            | 3.0                     | 3.1    | 2.7           | 3.0           | 3.1          | 3.1   | 3.6    | 3.4                          | 3.0           | 3.0          | 2.9            |  |
| <b>PERSONS PER ROOM</b>                            |                |                |               |  |                        |                |                         |        |               |               |              |       |        |                              |               |              |                |  |
| All occupied dwelling units                        | 1,127          | 817            | 1,548         | 2,326  | 1,867                  | 781            | 1,572                   | 2,182  | 1,103         | 824           | 2,189        | 1,934 | 1,275  | 882                          | 789           | 1,531        | 954            |  |
| 0.75 or less                                       | 755            | 544            | 1,253         | 1,559  | 1,195                  | 488            | 1,241                   | 1,516  | 803           | 551           | 1,699        | 1,028 | 733    | 608                          | 572           | 945          | 740            |  |
| 0.76 to 1.00                                       | 254            | 204            | 233           | 505  |                        |                |                         |        |               |               |              |       |        |                              |               |              |                |  |

Table 22.—OCCUPANCY CHARACTERISTICS, TYPE OF STRUCTURE, NUMBER OF ROOMS, CONDITION AND PLUMBING FACILITIES, AND NUMBER OF PERSONS, FOR URBAN PLACES OF 2,500 TO 10,000: 1950—Con.

[Percent not shown where less than 0.1; median not shown where base is less than 100]

| Subject  | Forest Hills | Forty Fort | Fountain Hill | Frankville | Freedom | Free-land | Free-port | Gal-litzin | Get-tys-burg | Gil-ber-ton | Gil-rard-ville | Glas-port | Glen Lyon (uninc.) | Glen-olden | Green-castle | Green-Tree | Green-ville |  |
|--|--------------|------------|---------------|------------|---------|-----------|-----------|------------|--------------|-------------|----------------|-----------|--------------------|------------|--------------|------------|-------------|--|
| All dwelling units                                 | 1,894        | 1,911      | 1,421         | 1,861      | 845     | 1,668     | 796       | 796        | 2,023        | 756         | 1,043          | 2,328     | 1,173              | 1,817      | 883          | 823        | 2,801       |  |
| Urban-farm dwelling units                          | 10           | 7          | ...           | ...        | ...     | ...       | 1         | 1          | 1            | ...         | ...            | 52        | 2                  | 1          | 6            | 20         | 1           |  |
| OCCUPANCY, TENURE, AND RACE                        |              |            |               |            |         |           |           |            |              |             |                |           |                    |            |              |            |             |  |
| Occupied dwelling units                            | 1,865        | 1,888      | 1,397         | 1,819      | 830     | 1,632     | 791       | 788        | 1,997        | 710         | 1,027          | 2,292     | 1,147              | 1,790      | 857          | 807        | 2,742       |  |
| Owner occupied                                     | 1,465        | 1,189      | 987           | 1,202      | 555     | 849       | 426       | 525        | 791          | 414         | 682            | 1,289     | 521                | 1,230      | 427          | 620        | 1,821       |  |
| Percent of all occupied                            | 78.6         | 63.0       | 70.7          | 66.1       | 66.9    | 52.0      | 53.9      | 66.6       | 39.6         | 58.3        | 66.4           | 56.2      | 45.4               | 68.7       | 49.8         | 76.8       | 66.4        |  |
| White  | 1,464        | 1,188      | 984           | 1,202      | 535     | 848       | 426       | 524        | 772          | 414         | 681            | 1,284     | 521                | 1,230      | 418          | 620        | 1,813       |  |
| Negro  | ...          | ...        | ...           | ...        | 20      | 1         | ...       | 1          | 19           | ...         | 1              | 5         | ...                | ...        | 9            | ...        | 8           |  |
| Other races  | ...          | ...        | ...           | ...        | ...     | ...       | ...       | ...        | ...          | ...         | ...            | ...       | ...                | ...        | ...          | ...        | ...         |  |
| Renter occupied                                    | 400          | 699        | 410           | 617        | 275     | 783       | 365       | 263        | 1,206        | 296         | 345            | 1,003     | 626                | 560        | 430          | 187        | 921         |  |
| White  | 400          | 698        | 407           | 617        | 263     | 783       | 365       | 263        | 1,178        | 296         | 345            | 1,001     | 626                | 560        | 425          | 187        | 919         |  |
| Negro  | ...          | ...        | ...           | ...        | 12      | ...       | ...       | ...        | 28           | ...         | ...            | 2         | ...                | ...        | 5            | ...        | 2           |  |
| Other races  | ...          | ...        | ...           | ...        | ...     | ...       | ...       | ...        | ...          | ...         | ...            | ...       | ...                | ...        | ...          | ...        | ...         |  |
| Nonresident dwelling units                         | ...          | ...        | ...           | ...        | 1       | 2         | ...       | ...        | ...          | ...         | ...            | ...       | 1                  | ...        | ...          | ...        | 2           |  |
| Vacant dwelling units                              | 29           | 23         | 24            | 41         | 14      | 34        | 5         | 8          | 26           | 46          | 16             | 35        | 26                 | 27         | 26           | 16         | 57          |  |
| Nonseasonal not dilapidated, for rent or sale      | 22           | 13         | 15            | 18         | 5       | 14        | 3         | 2          | 9            | 8           | 3              | 18        | 17                 | 15         | 10           | 13         | 18          |  |
| Percent of all dwelling units                      | 1.2          | 0.7        | 1.1           | 1.0        | 0.6     | 0.8       | 0.4       | 0.3        | 0.4          | 1.1         | 0.3            | 0.8       | 1.4                | 0.8        | 1.1          | 1.6        | 0.6         |  |
| For rent   | 3            | 4          | 2             | 9          | 5       | 8         | 2         | 1          | 9            | 1           | 1              | 12        | 17                 | 12         | 7            | 2          | 15          |  |
| For sale only                                      | 19           | 9          | 13            | 9          | ...     | 6         | 1         | 1          | ...          | 7           | 2              | 6         | ...                | 3          | 3            | 11         | 3           |  |
| Nonseasonal not dilapidated, not for rent or sale  | 6            | 5          | 8             | 9          | 2       | 16        | ...       | 4          | 15           | 12          | 1              | 15        | 5                  | 12         | 10           | 3          | 27          |  |
| Nonseasonal dilapidated                            | ...          | 3          | 1             | 10         | 4       | 4         | ...       | 2          | 2            | 24          | 1              | 1         | 4                  | ...        | 1            | ...        | 12          |  |
| Seasonal   | 1            | 2          | ...           | 4          | 3       | ...       | 2         | ...        | ...          | 2           | 11             | 1         | ...                | ...        | 5            | ...        | ...         |  |
| TYPE OF STRUCTURE                                  |              |            |               |            |         |           |           |            |              |             |                |           |                    |            |              |            |             |  |
| 1 dwelling unit, detached                          | 1,418        | 1,233      | 422           | 552        | 578     | 592       | 436       | 536        | 694          | 90          | 84             | 1,124     | 345                | 715        | 436          | 649        | 1,342       |  |
| 1 dwelling unit, attached                          | 18           | 7          | 135           | 97         | 24      | 29        | ...       | ...        | 183          | 252         | 497            | 36        | 10                 | 228        | 8            | 1          | 430         |  |
| 1 and 2 dwelling unit, semidetached                | 12           | 154        | 620           | 913        | 2       | 724       | 88        | 12         | 300          | 406         | 395            | 173       | 451                | 563        | 159          | 3          | 190         |  |
| 2 dwelling unit, other                             | 306          | 384        | 94            | 90         | 156     | 162       | 146       | 180        | 340          | 8           | 40             | 610       | 88                 | 136        | 166          | 74         | 578         |  |
| 3 and 4 dwelling unit                              | 103          | 108        | 66            | 111        | 75      | 103       | 88        | 47         | 297          | ...         | 20             | 191       | 232                | 106        | 68           | 34         | 223         |  |
| 5 to 9 dwelling unit                               | 37           | 25         | 69            | 48         | ...     | 57        | 27        | 21         | 166          | ...         | 7              | 175       | 47                 | 41         | 46           | ...        | 34          |  |
| 10 dwelling unit or more                           | ...          | ...        | 14            | 50         | 10      | ...       | 11        | ...        | 39           | ...         | ...            | 16        | ...                | 27         | ...          | 62         | ...         |  |
| Trailers   | ...          | ...        | 1             | ...        | ...     | 1         | ...       | ...        | 4            | ...         | ...            | 3         | ...                | ...        | ...          | ...        | 4           |  |
| NUMBER OF ROOMS                                    |              |            |               |            |         |           |           |            |              |             |                |           |                    |            |              |            |             |  |
| 1 room   | 3            | 4          | 4             | 24         | 10      | 7         | 2         | 5          | 20           | 1           | 3              | 20        | 2                  | 3          | 5            | 4          | 20          |  |
| 2 rooms  | 40           | 12         | 21            | 42         | 44      | 22        | 38        | 14         | 44           | 9           | 12             | 168       | 33                 | 2          | 17           | 23         | 75          |  |
| 3 rooms  | 138          | 98         | 121           | 107        | 101     | 96        | 86        | 63         | 186          | 11          | 22             | 441       | 148                | 50         | 75           | 57         | 285         |  |
| 4 rooms  | 177          | 209        | 142           | 185        | 164     | 179       | 148       | 118        | 288          | 35          | 52             | 589       | 245                | 286        | 128          | 110        | 327         |  |
| 5 rooms  | 344          | 263        | 171           | 180        | 198     | 183       | 121       | 163        | 315          | 209         | 143            | 439       | 156                | 184        | 155          | 181        | 491         |  |
| 6 rooms  | 853          | 711        | 489           | 796        | 196     | 866       | 206       | 206        | 551          | 266         | 301            | 453       | 435                | 767        | 265          | 298        | 856         |  |
| 7 rooms  | 200          | 214        | 236           | 251        | 78      | 119       | 79        | 94         | 217          | 124         | 254            | 121       | 72                 | 325        | 89           | 88         | 370         |  |
| 8 rooms  | 73           | 225        | 144           | 129        | 33      | 105       | 57        | 74         | 196          | 55          | 139            | 47        | 40                 | 71         | 89           | 23         | 225         |  |
| 9 rooms or more                                    | 35           | 149        | 87            | 48         | 18      | 66        | 49        | 49         | 167          | 39          | 113            | 25        | 33                 | 102        | 56           | 15         | 94          |  |
| Not reported                                       | 31           | 26         | 6             | 99         | 3       | 25        | 10        | 10         | 39           | 7           | 4              | 25        | 9                  | 27         | 4            | 24         | 58          |  |
| CONDITION AND PLUMBING FACILITIES                  |              |            |               |            |         |           |           |            |              |             |                |           |                    |            |              |            |             |  |
| All dwelling units                                 | 1,894        | 1,911      | 1,421         | 1,861      | 845     | 1,668     | 796       | 796        | 2,023        | 756         | 1,043          | 2,328     | 1,173              | 1,817      | 883          | 823        | 2,801       |  |
| Not dilapidated:                                   |              |            |               |            |         |           |           |            |              |             |                |           |                    |            |              |            |             |  |
| With priv. toilet and bath, and hot running water  | 1,740        | 1,799      | 1,279         | 1,385      | 627     | 1,253     | 608       | 315        | 1,616        | 207         | 715            | 1,594     | 889                | 1,770      | 558          | 752        | 2,404       |  |
| With private toilet and bath, and only cold water  | 4            | 3          | 15            | 13         | 8       | 18        | 6         | 15         | 52           | 36          | 31             | 25        | 15                 | ...        | 89           | 3          | 5           |  |
| With running water, lacking private toilet or bath | 52           | 31         | 90            | 238        | 103     | 319       | 161       | 289        | 281          | 403         | 271            | 488       | 244                | 12         | 193          | 46         | 260         |  |
| No running water                                   | ...          | 1          | 4             | 16         | 1       | 1         | 1         | 8          | 2            | 16          | 1              | 2         | ...                | ...        | 31           | 6          | 6           |  |
| Dilapidated:                                       |              |            |               |            |         |           |           |            |              |             |                |           |                    |            |              |            |             |  |
| With priv. toilet and bath, and hot running water  | 35           | 24         | 8             | 81         | 45      | 19        | 1         | ...        | 14           | 5           | 5              | 77        | 7                  | 10         | 4            | 4          | 37          |  |
| Lacking hot water, private toilet or bath          | 10           | 1          | 11            | 89         | 42      | 15        | 4         | 9          | 20           | 74          | 8              | 116       | 10                 | ...        | 3            | 4          | 27          |  |
| Condition or plumbing facilities not reported      | 53           | 52         | 14            | 39         | 19      | 43        | 15        | 160        | 38           | 15          | 12             | 26        | 8                  | 25         | 5            | 8          | 62          |  |
| Renter-occupied dwelling units                     | 400          | 699        | 410           | 617        | 275     | 783       | 365       | 263        | 1,206        | 296         | 345            | 1,003     | 626                | 560        | 430          | 187        | 921         |  |
| Not dilapidated:                                   |              |            |               |            |         |           |           |            |              |             |                |           |                    |            |              |            |             |  |
| With priv. toilet and bath, and hot running water  | 344          | 653        | 346           | 356        | 161     | 524       | 260       | 66         | 912          | 55          | 190            | 575       | 420                | 542        | 254          | 144        | 696         |  |
| With private toilet and bath, and only cold water  | 1            | 2          | 5             | 8          | 2       | 12        | 3         | 5          | 38           | 20          | 24             | 12        | 12                 | ...        | 34           | 3          | 4           |  |
| With running water, lacking private toilet or bath | 29           | 21         | 44            | 121        | 66      | 198       | 93        | 127        | 213          | 166         | 122            | 281       | 180                | 7          | 112          | 27         | 156         |  |
| No running water                                   | ...          | ...        | 1             | 14         | 1       | 1         | ...       | 1          | 1            | 6           | 1              | 2         | ...                | ...        | 23           | 4          | 1           |  |
| Dilapidated:                                       |              |            |               |            |         |           |           |            |              |             |                |           |                    |            |              |            |             |  |
| With priv. toilet and bath, and hot running water  | 9            | 5          | 5             | 38         | 8       | 11        | ...       | ...        | 11           | 2           | 1              | 46        | 4                  | 6          | 2            | 4          | 21          |  |
| Lacking hot water, private toilet or bath          | 3            | ...        | 7             | 68         | 29      | 12        | 4         | 4          | 8            | 41          | 3              | 80        | 7                  | ...        | 2            | 2          | 17          |  |
| Condition or plumbing facilities not reported      | 14           | 18         | 2             | 12         | 8       | 25        | 5         | 60         | 23           | 6           | 4              | 7         | 3                  | 5          | 3            | 3          | 26          |  |
| NUMBER OF PERSONS                                  |              |            |               |            |         |           |           |            |              |             |                |           |                    |            |              |            |             |  |
| All occupied dwelling units                        | 1,865        | 1,888      | 1,397         | 1,819      | 830     | 1,632     | 791       | 788        | 1,997        | 710         | 1,027          | 2,292     | 1,147              | 1,790      | 857          | 807        | 2,742       |  |
| 1 person   | 57           | 120        | 57            | 125        | 57      | 120       | 60        | 49         | 223          | 60          | 51             | 99        | 90                 | 59         | 83           | 34         | 200         |  |
| 2 persons  | 500          | 563        | 334           | 410        | 209     | 353       | 216       | 147        | 628          | 127         | 240            | 449       | 246                | 427        | 271          | 202        | 920         |  |
| 3 persons  | 506          | 488        | 365           | 457        | 198     | 448       | 191       | 199        | 450          | 181         | 224            | 581       | 293                | 442        | 218          | 209        | 672         |  |
| 4 persons  | 469          | 386        | 311           | 363        | 153     | 321       | 153       | 137        | 341          | 147         | 224            | 541       | 298                | 425        | 147          | 196        | 497         |  |
| 5 persons  | 206          | 210        | 163           | 225        | 103     | 181       | 86        | 100        | 182          | 89          | 145            | 316       | 126                | 249        | 75           | 97         | 228         |  |
| 6 persons  | 77           | 74         | 83            | 120        | 53      | 97        | 49        | 69         | 90           | 58          | 78             | 163       | 50                 | 108        | 28           | 34         | 122         |  |
| 7 persons  | 34           | 25         | 47            | 76         | 24      | 59        | 25        | 50         | 43           | 24          | 28             | 61        | 31                 | 53         | 20           | 18         | 60          |  |
| 8 persons  | 11           | 13         | 22            | 30         | 20      | 26        | 5         | 17         | 16           | 12          | 22             | 41        | 11                 | 13         | 9            | 8          | 20          |  |
| 9 persons  | 4            | 3          | 10            | 5          | 4       | 10        | 5         | 13         | 11           | 7           | 6              | 21        | 2                  | 6          | 4            | 4          | 9           |  |
| 10 persons or more                                 | 1            | 6          | 5             | 9          | ...     | 17        | 1         | 7          | 13           | 5           | 9              | 20        | ...                | 8          | 2            | 5          | 14          |  |
| Median number of persons:                          |              |            |               |            |         |           |           |            |              |             |                |           |                    |            |              |            |             |  |
| All occupied dwelling units                        | 3.2          | 3.0        | 3.3           | 3.3        | 3.3     | 3.3       | 3.1       | 3.5        | 2.8          | 3.4         | 3.5            | 3.5       | 3.3                | 3.4        | 2.8          | 3.3        | 2.9         |  |
| Owner-occupied dwelling units                      | 3.4          | 3.1        | 3.5           | 3.4        | 3.5     | 3.3       | 3.2       | 3.7        | 2.9          | 3.5         | 3.6            | 3.8       | 3.4                | 3.5        | 2.7          | 3.5        | 3.0         |  |
| Renter-occupied dwelling units                     | 2.7          | 2.9        | 3.0           | 3.1        | 2.9     | 3.2       | 3.1       | 3.3        | 2.8          | 3.4         | 3.3            | 3.2       | 3.3                | 3.2        | 2.9          | 2.8        | 2.7         |  |
| PERSONS PER ROOM                                   |              |            |               |            |         |           |           |            |              |             |                |           |                    |            |              |            |             |  |
| All occupied dwelling units                        | 1,865        | 1,888      | 1,397         | 1,819      | 830     | 1,632     | 791       | 788        | 1,997        | 710         | 1,027          | 2,292     | 1,147              | 1,790      | 857          | 807        | 2,742       |  |
| 0.75 or less                                       | 1,368        | 1,551      | 1,028         | 1,197      | 485     | 1,145     | 516       | 488        | 1,519        | 485         | 795            | 1,062     | 757                | 1,238      | 662          | 538        | 2,080       |  |
| 0.76 to 1.00                                       | 382          | 267        | 286           | 368        | 329     | 329       | 198       | 170        | 344          | 174         | 165            | 719       | 274                | 392        | 134          | 185        |             |  |

Table 22.—OCCUPANCY CHARACTERISTICS, TYPE OF STRUCTURE, NUMBER OF ROOMS, CONDITION AND PLUMBING FACILITIES, AND NUMBER OF PERSONS, FOR URBAN PLACES OF 2,500 TO 10,000: 1950—Con.

[Percent not shown where less than 0.1; median not shown where base is less than 100]

| Subject  | Grove City              | Hamburg | Hatboro | Hallerstown | Hershey-Swarata (uninc.) | Highspire | Holidaysburg | Honesdale | Hummelstown | Huntingdon | Ingram | Irwin | Jenkintown | Jermyn | Jersey Shore | Johns-burg | Kane  |  |
|--|-------------------------|---------|---------|-------------|--------------------------|-----------|--------------|-----------|-------------|------------|--------|-------|------------|--------|--------------|------------|-------|--|
| All dwelling units                                 | 2,336                   | 1,213   | 1,419   | 1,555       | 1,374                    | 862       | 1,855        | 1,878     | 1,150       | 2,286      | 1,280  | 1,321 | 1,439      | 765    | 1,827        | 1,189      | 1,883 |  |
| Urban-farm dwelling units                          | 1                       | 2       | 1       | 7           | 2                        | ...       | 5            | 26        | 7           | 4          | ...    | 3     | ...        | 1      | 4            | 8          | 4     |  |
| <b>OCCUPANCY, TENURE, AND RACE</b>                 |                         |         |         |             |                          |           |              |           |             |            |        |       |            |        |              |            |       |  |
| Occupied dwelling units                            | 2,300                   | 1,203   | 1,386   | 1,492       | 1,348                    | 852       | 1,826        | 1,822     | 1,139       | 2,243      | 1,213  | 1,285 | 1,415      | 726    | 1,796        | 1,183      | 1,833 |  |
| Owner occupied                                     | 1,477                   | 723     | 1,111   | 1,089       | 672                      | 549       | 1,077        | 1,010     | 579         | 1,184      | 840    | 659   | 985        | 429    | 1,047        | 724        | 1,099 |  |
| Percent of all occupied                            | 64.2                    | 60.1    | 80.2    | 73.0        | 49.9                     | 64.4      | 59.0         | 55.4      | 50.8        | 52.8       | 69.2   | 51.3  | 69.6       | 59.1   | 58.3         | 61.2       | 60.0  |  |
| White  | 1,475                   | 723     | 1,108   | 1,088       | 672                      | 549       | 1,064        | 1,010     | 579         | 1,174      | 839    | 657   | 959        | 429    | 1,040        | 724        | 1,093 |  |
| Negro  | 1                       | ...     | 3       | 1           | ...                      | ...       | 13           | ...       | ...         | 10         | 1      | 2     | 26         | ...    | 7            | ...        | 6     |  |
| Other races  | 1                       | ...     | ...     | ...         | ...                      | ...       | ...          | ...       | ...         | ...        | ...    | ...   | ...        | ...    | ...          | ...        | ...   |  |
| Renter occupied                                    | 823                     | 480     | 275     | 403         | 676                      | 303       | 749          | 812       | 560         | 1,059      | 373    | 626   | 430        | 297    | 749          | 459        | 734   |  |
| White  | 823                     | 480     | 275     | 402         | 674                      | 303       | 744          | 812       | 560         | 1,047      | 372    | 623   | 393        | 296    | 747          | 459        | 734   |  |
| Negro  | ...                     | ...     | ...     | 1           | 2                        | ...       | 5            | ...       | ...         | 12         | 1      | 3     | 36         | 1      | 2            | ...        | ...   |  |
| Other races  | ...                     | ...     | ...     | ...         | ...                      | ...       | ...          | ...       | ...         | ...        | ...    | ...   | ...        | ...    | ...          | ...        | ...   |  |
| Nonresident dwelling units                         | ...                     | ...     | 3       | 1           | 2                        | 1         | ...          | 2         | ...         | ...        | ...    | 1     | 1          | ...    | 1            | ...        | ...   |  |
| Vacant dwelling units                              | 36                      | 10      | 30      | 62          | 24                       | 9         | 29           | 54        | 11          | 43         | 67     | 35    | 23         | 39     | 30           | 6          | 50    |  |
| Nonseasonal not dilapidated, for rent or sale      | 13                      | 1       | 13      | 43          | 8                        | 3         | 10           | 13        | 3           | 12         | 63     | 18    | 9          | 16     | 5            | ...        | 16    |  |
| Percent of all dwelling units                      | 0.6                     | 0.1     | 0.9     | 2.8         | 0.6                      | 0.3       | 0.5          | 0.7       | 0.3         | 0.5        | 4.9    | 1.4   | 0.6        | 2.1    | 0.3          | ...        | 0.8   |  |
| For rent   | 6                       | 1       | 6       | 1           | 6                        | 2         | 3            | 2         | 1           | 3          | 3      | 7     | 3          | 6      | 2            | ...        | 1     |  |
| For sale only                                      | 7                       | ...     | 7       | 42          | 2                        | 1         | 3            | 14        | 6           | 15         | 3      | 10    | 14         | 8      | 17           | 6          | 24    |  |
| Nonseasonal not dilapidated, not for rent or sale  | 22                      | 9       | 15      | 17          | 13                       | 3         | 14           | 31        | 6           | 15         | 3      | 10    | 14         | 8      | 4            | ...        | 4     |  |
| Nonseasonal dilapidated                            | 1                       | ...     | ...     | 2           | 1                        | ...       | 3            | 2         | 2           | 10         | ...    | 1     | ...        | 3      | 4            | ...        | 6     |  |
| Seasonal   | ...                     | ...     | 2       | 2           | 2                        | ...       | 3            | 3         | ...         | 6          | ...    | ...   | ...        | 3      | 4            | ...        | 6     |  |
| <b>TYPE OF STRUCTURE</b>                           |                         |         |         |             |                          |           |              |           |             |            |        |       |            |        |              |            |       |  |
| 1 dwelling unit, detached                          | 1,591                   | 335     | 955     | 980         | 542                      | 374       | 1,192        | 987       | 593         | 1,290      | 773    | 679   | 671        | 423    | 1,079        | 742        | 1,181 |  |
| 1 dwelling unit, attached                          | 12                      | 228     | 18      | 16          | 10                       | 8         | 43           | 16        | 201         | 32         | 8      | 7     | 109        | 3      | 29           | 34         | 10    |  |
| 1 and 2 dwelling unit, semidetached                | 95                      | 446     | 231     | 255         | 337                      | 244       | 163          | 55        | 182         | 145        | 4      | 70    | 395        | 3      | 13           | 49         | 63    |  |
| 2 dwelling unit, other                             | 378                     | 94      | 102     | 178         | 224                      | 72        | 204          | 532       | 128         | 416        | 336    | 308   | 74         | 258    | 398          | 238        | 412   |  |
| 3 and 4 dwelling unit                              | 175                     | 77      | 64      | 69          | 158                      | 63        | 135          | 242       | 34          | 262        | 80     | 173   | 93         | 65     | 142          | 103        | 148   |  |
| 5 to 9 dwelling unit                               | 57                      | 31      | 48      | 45          | 24                       | 13        | 76           | 36        | 10          | 119        | 20     | 56    | 38         | 12     | 127          | 5          | 56    |  |
| 10 dwelling unit or more                           | 18                      | ...     | ...     | 11          | 79                       | 67        | 28           | 10        | ...         | 21         | 59     | 12    | 59         | ...    | 38           | 18         | 13    |  |
| Trailers   | 10                      | 2       | 1       | 1           | ...                      | 21        | 14           | ...       | 2           | ...        | ...    | 16    | ...        | 1      | 1            | ...        | ...   |  |
| <b>NUMBER OF ROOMS</b>                             |                         |         |         |             |                          |           |              |           |             |            |        |       |            |        |              |            |       |  |
| 1 room   | 29                      | 12      | 7       | 6           | 3                        | 4         | 26           | 14        | 8           | 15         | 2      | 10    | 18         | 1      | 9            | 4          | 7     |  |
| 2 rooms  | 97                      | 26      | 23      | 10          | 23                       | 54        | 54           | 39        | 13          | 61         | 24     | 49    | 32         | 6      | 26           | 22         | 42    |  |
| 3 rooms  | 227                     | 66      | 89      | 63          | 143                      | 97        | 125          | 125       | 133         | 172        | 184    | 172   | 111        | 47     | 103          | 87         | 157   |  |
| 4 rooms  | 309                     | 181     | 132     | 259         | 189                      | 103       | 219          | 335       | 205         | 335        | 143    | 286   | 93         | 93     | 235          | 154        | 232   |  |
| 5 rooms  | 377                     | 194     | 240     | 363         | 202                      | 129       | 329          | 343       | 152         | 443        | 248    | 278   | 93         | 93     | 323          | 218        | 296   |  |
| 6 rooms  | 697                     | 451     | 618     | 578         | 420                      | 294       | 550          | 500       | 372         | 638        | 420    | 318   | 287        | 219    | 590          | 341        | 470   |  |
| 7 rooms  | 268                     | 140     | 146     | 145         | 170                      | 85        | 259          | 224       | 130         | 277        | 139    | 93    | 203        | 126    | 262          | 157        | 295   |  |
| 8 rooms  | 190                     | 71      | 81      | 81          | 119                      | 51        | 157          | 158       | 70          | 186        | 37     | 66    | 182        | 92     | 177          | 127        | 206   |  |
| 9 rooms or more                                    | 118                     | 55      | 64      | 43          | 80                       | 27        | 106          | 121       | 62          | 130        | 19     | 44    | 377        | 49     | 87           | 69         | 153   |  |
| Not reported                                       | 24                      | 17      | 19      | 7           | 25                       | 18        | 30           | 19        | 5           | 29         | 64     | 5     | 43         | 39     | 15           | 10         | 25    |  |
| <b>CONDITION AND PLUMBING FACILITIES</b>           |                         |         |         |             |                          |           |              |           |             |            |        |       |            |        |              |            |       |  |
| All dwelling units                                 | 2,336                   | 1,213   | 1,419   | 1,555       | 1,374                    | 862       | 1,855        | 1,878     | 1,150       | 2,286      | 1,280  | 1,321 | 1,439      | 765    | 1,827        | 1,189      | 1,883 |  |
| Not dilapidated:                                   | 1,972                   | 958     | 1,329   | 1,370       | 1,232                    | 602       | 1,389        | 1,540     | 880         | 1,826      | 1,050  | 1,069 | 1,310      | 543    | 1,586        | 1,010      | 1,607 |  |
| With priv. toilet and bath, and hot running water  | 5                       | 4       | 4       | 13          | 5                        | 11        | 7            | 27        | 16          | 21         | 1      | 4     | 1          | 6      | 36           | 1          | 10    |  |
| With private toilet and bath, and only cold water  | 268                     | 211     | 36      | 133         | 102                      | 206       | 211          | 215       | 206         | 205        | 141    | 166   | 28         | 149    | 113          | 113        | 166   |  |
| With running water, lacking private toilet or bath | 3                       | 16      | ...     | 7           | 2                        | 19        | 2            | 18        | 15          | 12         | ...    | 5     | 1          | 2      | 1            | ...        | 2     |  |
| No running water                                   | 31                      | ...     | 7       | 8           | 3                        | 1         | 97           | 24        | 6           | 65         | 51     | 39    | 5          | 9      | 12           | 33         | 30    |  |
| With priv. toilet and bath, and hot running water  | 18                      | 6       | 1       | 13          | 2                        | 7         | 112          | 26        | 8           | 100        | 6      | 28    | 10         | 22     | 43           | 13         | 28    |  |
| Lacking hot water, private toilet or bath          | 39                      | 18      | 42      | 11          | 28                       | 16        | 37           | 28        | 19          | 57         | 31     | 10    | 84         | 34     | 36           | 19         | 40    |  |
| Condition or plumbing facilities not reported      | 823                     | 480     | 275     | 403         | 676                      | 303       | 749          | 812       | 560         | 1,059      | 373    | 626   | 430        | 297    | 749          | 459        | 734   |  |
| Renter-occupied dwelling units                     | 823                     | 480     | 275     | 403         | 676                      | 303       | 749          | 812       | 560         | 1,059      | 373    | 626   | 430        | 297    | 749          | 459        | 734   |  |
| Not dilapidated:                                   | 609                     | 336     | 232     | 304         | 578                      | 148       | 472          | 636       | 397         | 788        | 250    | 452   | 358        | 172    | 618          | 359        | 572   |  |
| With priv. toilet and bath, and hot running water  | 2                       | 2       | 3       | 6           | 3                        | 5         | 2            | 14        | 9           | 16         | ...    | 2     | 1          | 3      | 22           | 1          | 6     |  |
| With private toilet and bath, and only cold water  | 162                     | 121     | 27      | 70          | 78                       | 130       | 130          | 118       | 127         | 127        | 82     | 112   | 24         | 90     | 60           | 64         | 107   |  |
| With running water, lacking private toilet or bath | 2                       | 11      | ...     | 4           | ...                      | 7         | ...          | 4         | 11          | 6          | ...    | 1     | 1          | 2      | ...          | ...        | 1     |  |
| No running water                                   | 22                      | ...     | 3       | 6           | 2                        | ...       | 55           | 16        | 4           | 31         | 23     | 31    | 1          | 6      | 2            | 20         | 8     |  |
| With priv. toilet and bath, and hot running water  | 7                       | 5       | 1       | 11          | 1                        | 5         | 75           | 15        | 4           | 69         | 5      | 21    | 8          | 15     | 27           | 9          | 25    |  |
| Lacking hot water, private toilet or bath          | 19                      | 5       | 9       | 2           | 14                       | 8         | 15           | 9         | 8           | 22         | 13     | 7     | 37         | 9      | 20           | 6          | 15    |  |
| Condition or plumbing facilities not reported      | 2,300                   | 1,203   | 1,386   | 1,492       | 1,348                    | 852       | 1,826        | 1,822     | 1,139       | 2,243      | 1,213  | 1,285 | 1,415      | 726    | 1,796        | 1,183      | 1,833 |  |
| All occupied dwelling units                        | 2,300                   | 1,203   | 1,386   | 1,492       | 1,348                    | 852       | 1,826        | 1,822     | 1,139       | 2,243      | 1,213  | 1,285 | 1,415      | 726    | 1,796        | 1,183      | 1,833 |  |
| 1 person   | 195                     | 87      | 67      | 37          | 57                       | 52        | 181          | 236       | 79          | 268        | 68     | 87    | 152        | 50     | 166          | 60         | 223   |  |
| 2 persons  | 691                     | 405     | 335     | 313         | 364                      | 236       | 512          | 587       | 332         | 702        | 312    | 385   | 356        | 178    | 566          | 255        | 567   |  |
| 3 persons  | 586                     | 286     | 386     | 398         | 358                      | 240       | 430          | 418       | 301         | 576        | 270    | 359   | 356        | 188    | 476          | 296        | 444   |  |
| 4 persons  | 489                     | 212     | 305     | 399         | 293                      | 185       | 315          | 302       | 214         | 364        | 270    | 250   | 202        | 139    | 311          | 220        | 309   |  |
| 5 persons  | 175                     | 137     | 187     | 202         | 151                      | 82        | 198          | 136       | 123         | 182        | 149    | 123   | 209        | 85     | 172          | 150        | 165   |  |
| 6 persons  | 107                     | 44      | 69      | 86          | 72                       | 22        | 90           | 81        | 44          | 79         | 49     | 52    | 73         | 47     | 64           | 96         | 63    |  |
| 7 persons  | 30                      | 19      | 21      | 34          | 30                       | 17        | 49           | 31        | 27          | 43         | 35     | 17    | 37         | 23     | 21           | 49         | 32    |  |
| 8 persons  | 12                      | 8       | 11      | 11          | 13                       | 10        | 20           | 13        | 11          | 14         | 8      | 8     | 15         | 8      | 10           | 29         | 16    |  |
| 9 persons  | 9                       | 2       | 3       | 6           | 6                        | 4         | 19           | 9         | 3           | 10         | 4      | 2     | 10         | 4      | 7            | 11         | 5     |  |
| 10 persons or more                                 | 6                       | 3       | 2       | 6           | 4                        | 4         | 12           | 9         | 5           | 5          | 5      | 2     | 5          | 4      | 3            | 17         | 9     |  |
| Median number of persons:                          | 3.0                     | 2.9     | 3.3     | 3.5         | 3.2                      | 3.1       | 3.0          | 2.7       | 3.0         | 2.8        | 3.3    | 3.0   | 3.1        | 3.2    | 2.8          | 3.4        | 2.8   |  |
| All occupied dwelling units                        | 3.2                     | 2.8     | 3.4     | 3.5         | 3.3                      | 3.2       | 3.1          | 2.8       | 3.0         | 2.8        | 3.4    | 3.0   | 3.3        | 3.3    | 2.9          | 3.6        | 2.8   |  |
| Owner-occupied dwelling units                      | 2.6                     | 3.0     | 2.7     | 3.4         | 3.1                      | 2.9       | 2.9          | 2.6       | 3.1         | 2.7        | 3.0    | 2.9   | 2.3        | 3.2    | 2.8          | 3.1        | 2.7   |  |
| Renter-occupied dwelling units                     | <b>PERSONS PER ROOM</b> |         |         |             |                          |           |              |           |             |            |        |       |            |        |              |            |       |  |
| All occupied dwelling units                        | 2,300                   | 1,203   | 1,386   | 1,492       | 1,348                    | 852       | 1,826        | 1,822     | 1,139       | 2,243      | 1,213  | 1,285 | 1,415      | 726    | 1,796        | 1,183      | 1,833 |  |
| 0.75 or less                                       | 1,776                   | 928     | 1,032   | 999         | 1,008                    | 584       | 1,306        | 1,448     | 834         | 1,792      | 765    | 900   | 1,192      | 540    | 1,441        | 781        | 1,462 |  |
| 0.75 to 1.00                                       | 409                     | 198     | 296     | 393         | 263                      | 179       | 356          | 283       | 219         | 327        | 312    | 288   | 148        | 116    | 269          | 276</      |       |  |



Table 22.—OCCUPANCY CHARACTERISTICS, TYPE OF STRUCTURE, NUMBER OF ROOMS, CONDITION AND PLUMBING FACILITIES, AND NUMBER OF PERSONS, FOR URBAN PLACES OF 2,500 TO 10,000: 1950—Con.

[Percent not shown where less than 0.1; median not shown where base is less than 100]

| Subject  | Ken-<br>horst | Ken-<br>nett<br>Square | Kittan-<br>ning | Kulp-<br>mont | Kuta-<br>town | Lans-<br>dale | Lans-<br>ford | Larks-<br>ville | Laurel-<br>dale | Leba-<br>non<br>Inde-<br>pendent | Leech-<br>burg | Le-<br>high-<br>ton | Le-<br>moyne | Lewis-<br>burg | Lit-<br>itz | Lit-<br>tle-<br>ton | Lu-<br>erne |
|--|---------------|------------------------|-----------------|---------------|---------------|---------------|---------------|-----------------|-----------------|----------------------------------|----------------|---------------------|--------------|----------------|-------------|---------------------|-------------|
| All dwelling units                                 | 775           | 1,046                  | 2,470           | 1,321         | 942           | 2,909         | 2,139         | 1,695           | 1,077           | 812                              | 1,227          | 2,025               | 1,475        | 1,367          | 1,712       | 825                 | 1,654       |
| Urban-farm dwelling units                          | 1             | 2                      | ...             | ...           | ...           | 3             | ...           | 14              | ...             | 2                                | 1              | 3                   | 2            | 2              | 5           | ...                 | 1           |
| OCCUPANCY, TENURE, AND RACE                        |               |                        |                 |               |               |               |               |                 |                 |                                  |                |                     |              |                |             |                     |             |
| Occupied dwelling units                            | 761           | 1,016                  | 2,405           | 1,305         | 931           | 2,858         | 2,107         | 1,675           | 1,048           | 806                              | 1,219          | 1,993               | 1,453        | 1,339          | 1,694       | 811                 | 1,636       |
| Owner occupied                                     | 645           | 843                    | 2,032           | 999           | 619           | 1,939         | 1,436         | 1,645           | 1,048           | 536                              | 824            | 1,021               | 965          | 591            | 979         | 423                 | 797         |
| Percent of all occupied                            | 84.8          | 53.4                   | 42.9            | 76.6          | 66.5          | 67.8          | 68.2          | 38.5            | 80.9            | 66.5                             | 51.2           | 51.2                | 66.4         | 44.1           | 57.8        | 52.2                | 48.7        |
| White  | 645           | 496                    | 1,026           | 999           | 619           | 1,934         | 1,436         | 645             | 848             | 535                              | 623            | 1,021               | 964          | 587            | 979         | 423                 | 797         |
| Negro  | ...           | 47                     | 6               | ...           | ...           | ...           | ...           | ...             | ...             | 1                                | 1              | ...                 | 1            | ...            | ...         | ...                 | ...         |
| Other races  | ...           | ...                    | ...             | ...           | ...           | ...           | ...           | ...             | ...             | ...                              | ...            | ...                 | ...          | ...            | ...         | ...                 | ...         |
| Renter occupied                                    | 116           | 473                    | 1,373           | 306           | 312           | 919           | 671           | 1,030           | 200             | 270                              | 595            | 972                 | 488          | 748            | 715         | 388                 | 839         |
| White  | 116           | 418                    | 1,364           | 306           | 312           | 916           | 671           | 1,028           | 200             | 270                              | 582            | 970                 | 488          | 745            | 715         | 388                 | 839         |
| Negro  | ...           | 55                     | 8               | ...           | ...           | ...           | ...           | ...             | ...             | ...                              | 12             | 2                   | ...          | 3              | ...         | ...                 | ...         |
| Other races  | ...           | ...                    | ...             | ...           | ...           | ...           | ...           | ...             | ...             | ...                              | ...            | ...                 | ...          | ...            | ...         | ...                 | ...         |
| Nonresident dwelling units                         | ...           | ...                    | 4               | ...           | ...           | 1             | ...           | ...             | ...             | ...                              | ...            | 1                   | ...          | ...            | 2           | ...                 | ...         |
| Vacant dwelling units                              | 14            | 30                     | 61              | 16            | 11            | 50            | 32            | 20              | 29              | 6                                | 8              | 31                  | 22           | 28             | 16          | 14                  | 18          |
| Nonseasonal not dilapidated, for rent or sale      | 4             | 8                      | 29              | 6             | 6             | 31            | 11            | 1               | 11              | 2                                | 3              | 19                  | 5            | 9              | 6           | 10                  | 7           |
| Percent of all dwelling units                      | 0.5           | 0.8                    | 1.2             | 0.5           | 0.6           | 1.1           | 0.5           | 0.1             | 1.0             | 0.2                              | 0.2            | 0.9                 | 0.3          | 0.7            | 0.4         | 1.2                 | 0.4         |
| For rent   | 1             | 3                      | 19              | 3             | 2             | 14            | 3             | 1               | ...             | 1                                | 1              | 10                  | 4            | 5              | ...         | 3                   | 4           |
| For sale only                                      | 3             | 5                      | 10              | 3             | 4             | 17            | 8             | ...             | 11              | 1                                | 2              | 9                   | 1            | 4              | 6           | 7                   | 3           |
| Nonseasonal not dilapidated, not for rent or sale  | 8             | 20                     | 14              | 5             | 4             | 15            | 15            | 2               | 18              | 2                                | 3              | 5                   | 14           | 7              | 8           | 1                   | 7           |
| Nonseasonal dilapidated                            | 2             | 2                      | 3               | ...           | 1             | 2             | 1             | 13              | ...             | 2                                | ...            | 6                   | 1            | ...            | 2           | ...                 | 4           |
| Seasonal   | ...           | ...                    | 15              | ...           | ...           | 2             | 5             | ...             | 4               | ...                              | 2              | 1                   | 2            | 12             | ...         | 3                   | ...         |
| TYPE OF STRUCTURE                                  |               |                        |                 |               |               |               |               |                 |                 |                                  |                |                     |              |                |             |                     |             |
| 1 dwelling unit, detached                          | 506           | 498                    | 1,030           | 321           | 316           | 802           | 368           | 906             | 594             | 302                              | 737            | 664                 | 606          | 534            | 911         | 487                 | 835         |
| 1 dwelling unit, attached                          | 5             | 78                     | 114             | 18            | 74            | 437           | 136           | 52              | 6               | 68                               | 18             | 42                  | 36           | 37             | 64          | 19                  | 25          |
| 1 and 2 dwelling unit, semidetached                | 227           | 188                    | 385             | 865           | 292           | 1,136         | 1,391         | 604             | 400             | 334                              | 141            | 735                 | 533          | 325            | 472         | 148                 | 393         |
| 2 dwelling unit, other                             | 22            | 128                    | 486             | 34            | 160           | 212           | 74            | 52              | 36              | 204                              | 274            | 194                 | 152          | 132            | 108         | 254                 | ...         |
| 3 and 4 dwelling unit                              | 9             | 107                    | 282             | 81            | 67            | 225           | 125           | 75              | 19              | 24                               | 103            | 201                 | 77           | 178            | 90          | 46                  | 159         |
| 5 to 9 dwelling unit                               | 5             | 31                     | 141             | ...           | 32            | 75            | 45            | 6               | ...             | 22                               | 23             | 71                  | 28           | 86             | 35          | 17                  | 26          |
| 10 dwelling unit or more                           | ...           | 14                     | 26              | ...           | ...           | 21            | ...           | ...             | ...             | ...                              | ...            | 31                  | ...          | 54             | ...         | ...                 | ...         |
| Trailers   | 1             | 2                      | 6               | 2             | 1             | 1             | ...           | ...             | ...             | 2                                | 1              | 7                   | 1            | 1              | 8           | ...                 | 2           |
| NUMBER OF ROOMS                                    |               |                        |                 |               |               |               |               |                 |                 |                                  |                |                     |              |                |             |                     |             |
| 1 room   | 2             | 10                     | 50              | 7             | 5             | 24            | 9             | 16              | ...             | 9                                | 8              | 8                   | 5            | 14             | 9           | 3                   | 12          |
| 2 rooms  | 15            | 22                     | 152             | 27            | 17            | 75            | 33            | 29              | 9               | 38                               | 23             | 38                  | 24           | 45             | 21          | 9                   | 65          |
| 3 rooms  | 43            | 85                     | 269             | 52            | 52            | 302           | 91            | 94              | 72              | 77                               | 129            | 149                 | 152          | 119            | 85          | 66                  | 192         |
| 4 rooms  | 157           | 144                    | 464             | 147           | 125           | 286           | 252           | 152             | 127             | 104                              | 218            | 281                 | 171          | 172            | 225         | 111                 | 274         |
| 5 rooms  | 184           | 171                    | 482             | 161           | 139           | 254           | 379           | 327             | 176             | 111                              | 261            | 294                 | 237          | 196            | 234         | 151                 | 280         |
| 6 rooms  | 332           | 203                    | 635             | 714           | 324           | 1,125         | 697           | 812             | 527             | 242                              | 353            | 637                 | 567          | 369            | 578         | 230                 | 552         |
| 7 rooms  | 24            | 168                    | 177             | 96            | 89            | 370           | 319           | 135             | 103             | 118                              | 127            | 314                 | 183          | 203            | 232         | 123                 | 130         |
| 8 rooms  | 11            | 90                     | 119             | 78            | 107           | 214           | 188           | 66              | 44              | 73                               | 70             | 177                 | 67           | 121            | 178         | 81                  | 92          |
| 9 rooms or more                                    | 5             | 118                    | 97              | 29            | 73            | 236           | 156           | 31              | 14              | 30                               | 31             | 116                 | 50           | 105            | 127         | 45                  | 47          |
| Not reported                                       | 2             | 35                     | 25              | 10            | 11            | 23            | 15            | 33              | 5               | 10                               | 7              | 11                  | 19           | 23             | 23          | 6                   | 10          |
| CONDITION AND PLUMBING FACILITIES                  |               |                        |                 |               |               |               |               |                 |                 |                                  |                |                     |              |                |             |                     |             |
| All dwelling units                                 | 775           | 1,046                  | 2,470           | 1,321         | 942           | 2,909         | 2,139         | 1,695           | 1,077           | 812                              | 1,227          | 2,025               | 1,475        | 1,367          | 1,712       | 825                 | 1,654       |
| Not dilapidated:                                   | 686           | 882                    | 1,826           | 930           | 787           | 2,655         | 1,791         | 402             | 973             | 542                              | 991            | 1,666               | 1,333        | 1,188          | 1,368       | 628                 | 912         |
| With priv. toilet and bath, and hot running water  | 7             | 13                     | 22              | 29            | 15            | 17            | 21            | 14              | 5               | 2                                | 8              | 19                  | 10           | 6              | 7           | 45                  | 13          |
| With private toilet and bath, and only cold water  | 58            | 50                     | 379             | 242           | 97            | 175           | 296           | 771             | 75              | 187                              | 168            | 249                 | 97           | 84             | 104         | 134                 | 444         |
| With running water, lacking private toilet or bath | 3             | 4                      | 7               | ...           | 18            | 1             | 3             | 11              | 2               | 16                               | 3              | 4                   | 4            | 4              | 7           | 4                   | 15          |
| No running water                                   | ...           | ...                    | ...             | ...           | ...           | ...           | ...           | ...             | ...             | ...                              | ...            | ...                 | ...          | ...            | ...         | ...                 | ...         |
| Dilapidated:                                       | 3             | 19                     | 47              | 48            | 2             | 8             | 3             | 74              | 7               | 5                                | 16             | 26                  | 3            | 6              | 90          | ...                 | 95          |
| With priv. toilet and bath, and hot running water  | 14            | 43                     | 107             | 59            | 7             | 10            | 5             | 229             | 9               | 46                               | 25             | 36                  | 6            | 24             | 76          | 2                   | 143         |
| Lacking hot water, private toilet or bath          | 4             | 35                     | 82              | 13            | 16            | 43            | 20            | 194             | 6               | 14                               | 16             | 25                  | 22           | 55             | 60          | 12                  | 32          |
| Condition or plumbing facilities not reported      | ...           | ...                    | ...             | ...           | ...           | ...           | ...           | ...             | ...             | ...                              | ...            | ...                 | ...          | ...            | ...         | ...                 | ...         |
| Renter-occupied dwelling units                     | 116           | 473                    | 1,373           | 306           | 312           | 919           | 671           | 1,030           | 200             | 270                              | 595            | 972                 | 488          | 748            | 715         | 388                 | 839         |
| Not dilapidated:                                   | 85            | 380                    | 944             | 176           | 236           | 769           | 512           | 161             | 164             | 141                              | 424            | 740                 | 408          | 630            | 511         | 263                 | 386         |
| With priv. toilet and bath, and hot running water  | 1             | 11                     | 14              | 5             | 9             | 8             | 9             | 7               | 2               | 2                                | 6              | 14                  | 3            | 5              | 2           | 32                  | 9           |
| With private toilet and bath, and only cold water  | 24            | 32                     | 253             | 98            | 48            | 111           | 141           | 570             | 25              | 82                               | 117            | 158                 | 58           | 62             | 70          | 83                  | 244         |
| With running water, lacking private toilet or bath | 2             | 3                      | 4               | ...           | 9             | 1             | 3             | 8               | 2               | 8                                | 3              | 1                   | 1            | 3              | 1           | 1                   | 3           |
| No running water                                   | ...           | ...                    | ...             | ...           | ...           | ...           | ...           | ...             | ...             | ...                              | ...            | ...                 | ...          | ...            | ...         | ...                 | ...         |
| Dilapidated:                                       | 1             | 8                      | 32              | 10            | 2             | 3             | ...           | 13              | ...             | 1                                | 13             | 18                  | 2            | 4              | 50          | ...                 | 62          |
| With priv. toilet and bath, and hot running water  | 1             | 26                     | 85              | 14            | 5             | 6             | 3             | 170             | 4               | 30                               | 21             | 28                  | 6            | 21             | 55          | 1                   | 120         |
| Lacking hot water, private toilet or bath          | 2             | 13                     | 41              | 3             | 3             | 21            | 3             | 101             | 3               | 6                                | 11             | 13                  | 10           | 23             | 26          | 8                   | 15          |
| Condition or plumbing facilities not reported      | ...           | ...                    | ...             | ...           | ...           | ...           | ...           | ...             | ...             | ...                              | ...            | ...                 | ...          | ...            | ...         | ...                 | ...         |
| NUMBER OF PERSONS                                  |               |                        |                 |               |               |               |               |                 |                 |                                  |                |                     |              |                |             |                     |             |
| All occupied dwelling units                        | 761           | 1,016                  | 2,405           | 1,305         | 931           | 2,858         | 2,107         | 1,675           | 1,048           | 806                              | 1,219          | 1,993               | 1,453        | 1,339          | 1,694       | 811                 | 1,636       |
| 1 person   | 32            | 62                     | 259             | 47            | 74            | 174           | 121           | 117             | 40              | 52                               | 93             | 166                 | 81           | 191            | 113         | 73                  | 106         |
| 2 persons  | 214           | 259                    | 680             | 228           | 296           | 817           | 518           | 315             | 296             | 226                              | 336            | 589                 | 467          | 419            | 505         | 244                 | 329         |
| 3 persons  | 225           | 235                    | 589             | 310           | 233           | 694           | 529           | 413             | 280             | 220                              | 319            | 509                 | 434          | 311            | 450         | 203                 | 399         |
| 4 persons  | 163           | 226                    | 459             | 291           | 160           | 591           | 445           | 321             | 228             | 138                              | 242            | 369                 | 272          | 218            | 332         | 149                 | 320         |
| 5 persons  | 86            | 125                    | 206             | 210           | 87            | 290           | 255           | 251             | 126             | 75                               | 130            | 185                 | 132          | 107            | 165         | 80                  | 233         |
| 6 persons  | 22            | 52                     | 126             | 112           | 47            | 155           | 129           | 125             | 45              | 46                               | 60             | 87                  | 58           | 43             | 72          | 31                  | 121         |
| 7 persons  | 9             | 32                     | 44              | 63            | 22            | 87            | 60            | 55              | 21              | 16                               | 24             | 44                  | 19           | 26             | 37          | 18                  | 60          |
| 8 persons  | 4             | 10                     | 24              | 22            | 8             | 23            | 27            | 40              | 3               | 18                               | 9              | 25                  | 5            | 13             | 4           | 6                   | 39          |
| 9 persons  | 4             | 5                      | 15              | 11            | 1             | 15            | 17            | 22              | 3               | 6                                | 5              | 12                  | 2            | 5              | 9           | 5                   | 15          |
| 10 persons or more                                 | 2             | 10                     | 3               | 11            | 3             | 12            | 6             | 16              | 7               | 9                                | 1              | 7                   | 3            | 6              | 7           | 2                   | 14          |
| Median number of persons:                          | ...           | ...                    | ...             | ...           | ...           | ...           | ...           | ...             | ...             | ...                              | ...            | ...                 | ...          | ...            | ...         | ...                 | ...         |
| All occupied dwelling units                        | 3.1           | 3.3                    | 2.9             | 3.7           | 2.9           | 3.1           | 3.3           | 3.5             | 3.2             | 3.1                              | 3.1            | 3.0                 | 2.9          | 2.7            | 3.0         | 2.9                 | 3.5         |
| Owner-occupied dwelling units                      | 3.1           | 3.5                    | 3.2             | 3.9           | 2.9           | 3.3           | 3.4           | 3.5             | 3.2             | 3.1                              | 3.1            | 3.0                 | 3.0          | 2.7            | 2.9         | 2.8                 | 3.7         |
| Renter-occupied dwelling units                     | 3.0           | 3.1                    | 2.8             | 3.3           | 2.9           | 2.7           | 3.1           | 3.5             | 3.1             | 3.0                              | 3.0            | 3.0                 | 2.7          | 2.7            | 3.1         | 3.1                 | 3.3         |
| PERSONS PER ROOM                                   |               |                        |                 |               |               |               |               |                 |                 |                                  |                |                     |              |                |             |                     |             |
| All occupied dwelling units                        | 761           | 1,016                  | 2,405           | 1,305         | 931           | 2,858         | 2,107         | 1,675           | 1,048           | 806                              | 1,219          | 1,993               | 1,453        | 1,339          | 1,694       | 811                 | 1,636       |
| 0.75 or less                                       | 549           | 702                    | 1,608           | 790           | 730           | 2,170         | 1,522         | 1,025           | 801             | 565                              | 864            |                     |              |                |             |                     |             |



Table 22.—OCCUPANCY CHARACTERISTICS, TYPE OF STRUCTURE, NUMBER OF ROOMS, CONDITION AND PLUMBING FACILITIES, AND NUMBER OF PERSONS, FOR URBAN PLACES OF 2,500 TO 10,000: 1950—Con.

[Percent not shown where less than 0.1; median not shown where base is less than 100]

| Subject  | Lykens                   | Lyndora-Highfield (uninc.) | McAdoo | McCheesneytown-Bradenville-Loyalhanna (uninc.) | McDonald | McSherrystown | Manheim | Mansfield | Marous Hook | Marshalltown (uninc.) | Mason-town | Mauch Chunk | Mechanics-burg | Media | Meyersdale | Mid-dle-town | Mid-land |  |
|--|--------------------------|----------------------------|--------|--|----------|---------------|---------|-----------|-------------|-----------------------|------------|-------------|----------------|-------|------------|--------------|----------|--|
| All dwelling units                                 | 849                      | 1,459                      | 1,170  | 871  | 1,068    | 611           | 1,270   | 700       | 1,025       | 959                   | 1,339      | 911         | 2,237          | 1,765 | 1,012      | 2,756        | 1,598    |  |
| Urban-farm dwelling units                          | ...                      | 11                         | ...    | 9  | 2        | 2             | 8       | 26        | 1           | 1                     | 4          | ...         | 3              | 1     | ...        | 1            | 1        |  |
| <b>OCCUPANCY, TENURE, AND RACE</b>                 |                          |                            |        |  |          |               |         |           |             |                       |            |             |                |       |            |              |          |  |
| Occupied dwelling units                            | 826                      | 1,428                      | 1,140  | 854  | 1,054    | 603           | 1,245   | 683       | 1,013       | 926                   | 1,323      | 882         | 2,161          | 1,719 | 988        | 2,693        | 1,592    |  |
| Owner occupied                                     | 522                      | 1,004                      | 552    | 592  | 536      | 395           | 768     | 379       | 595         | 572                   | 750        | 595         | 1,083          | 1,021 | 606        | 1,278        | 817      |  |
| Percent of all occupied                            | 63.2                     | 70.3                       | 48.4   | 69.3   | 50.9     | 65.5          | 61.7    | 55.5      | 58.7        | 61.8                  | 56.7       | 67.5        | 50.1           | 59.4  | 61.3       | 47.5         | 51.3     |  |
| White  | 522                      | 1,003                      | 552    | 591  | 507      | 395           | 767     | 379       | 595         | 572                   | 741        | 595         | 1,078          | 915   | 598        | 1,241        | 725      |  |
| Negro  | ...                      | 1                          | ...    | 1  | 29       | ...           | 1       | ...       | ...         | ...                   | 9          | ...         | 5              | 106   | 8          | 37           | 91       |  |
| Other races  | ...                      | ...                        | ...    | ...  | ...      | ...           | ...     | ...       | ...         | ...                   | ...        | ...         | ...            | ...   | ...        | ...          | 1        |  |
| Renter occupied                                    | 304                      | 424                        | 588    | 262  | 518      | 208           | 477     | 304       | 418         | 354                   | 573        | 287         | 1,078          | 698   | 382        | 1,415        | 775      |  |
| White  | 304                      | 418                        | 588    | 246  | 475      | 208           | 477     | 304       | 415         | 354                   | 563        | 287         | 1,073          | 634   | 379        | 1,360        | 677      |  |
| Negro  | ...                      | 6                          | ...    | 16   | 43       | ...           | ...     | ...       | 3           | ...                   | 10         | ...         | 5              | 64    | 3          | 34           | 98       |  |
| Other races  | ...                      | ...                        | ...    | ...  | ...      | ...           | ...     | ...       | ...         | ...                   | ...        | ...         | ...            | ...   | ...        | ...          | 1        |  |
| Nonresident dwelling units                         | 1                        | 1                          | ...    | ...  | ...      | ...           | ...     | ...       | ...         | ...                   | 1          | 1           | ...            | ...   | ...        | 2            | ...      |  |
| Vacant dwelling units                              | 22                       | 30                         | 30     | 17   | 14       | 8             | 25      | 17        | 12          | 33                    | 15         | 28          | 76             | 45    | 24         | 61           | 6        |  |
| Nonseasonal not dilapidated, for rent or sale      | 8                        | 10                         | 14     | 8  | 5        | 3             | 7       | 3         | 7           | 8                     | 7          | 3           | 4.3            | 15    | 9          | 30           | 4        |  |
| Percent of all dwelling units                      | 0.9                      | 0.7                        | 1.2    | 0.9  | 0.5      | 0.5           | 0.6     | 0.4       | 0.7         | 0.8                   | 0.5        | 0.3         | 1.9            | 0.8   | 0.9        | 1.1          | 0.3      |  |
| For rent   | 8                        | 9                          | 12     | 6  | 4        | 1             | ...     | 1         | 5           | 3                     | 4          | 1           | 34             | 10    | 5          | 22           | 4        |  |
| For sale only                                      | ...                      | 1                          | 2      | 2  | 1        | 2             | 7       | 2         | 2           | 5                     | 3          | 2           | 9              | 5     | 4          | 8            | ...      |  |
| Nonseasonal not dilapidated, not for rent or sale  | ...                      | 16                         | 9      | 7  | 5        | 4             | 13      | 10        | 5           | 15                    | 6          | 11          | 26             | 20    | 6          | 18           | 1        |  |
| Nonseasonal dilapidated                            | 2                        | 2                          | 2      | 2  | 2        | ...           | 3       | 1         | ...         | 10                    | 1          | 14          | 6              | 9     | 7          | 11           | ...      |  |
| Seasonal   | 2                        | 2                          | 5      | ...  | 2        | 1             | 2       | 3         | ...         | ...                   | 1          | ...         | 1              | 1     | 2          | 2            | 1        |  |
| <b>TYPE OF STRUCTURE</b>                           |                          |                            |        |  |          |               |         |           |             |                       |            |             |                |       |            |              |          |  |
| 1 dwelling unit, detached                          | 441                      | 1,065                      | 303    | 612  | 546      | 378           | 584     | 391       | 82          | 338                   | 863        | 443         | 1,060          | 521   | 654        | 958          | 510      |  |
| 1 dwelling unit, attached                          | 22                       | 4                          | 68     | ...  | 12       | 5             | 24      | 5         | 445         | 70                    | 4          | 80          | 86             | 286   | 45         | 386          | 372      |  |
| 1 and 2 dwelling unit, semidetached                | 239                      | 8                          | 575    | 72   | 173      | 80            | 380     | 4         | 304         | 359                   | 121        | 235         | 416            | 548   | 13         | 758          | 338      |  |
| 2 dwelling unit, other                             | 76                       | 194                        | 50     | 134  | 214      | 112           | 94      | 188       | 52          | 140                   | 176        | 52          | 346            | 124   | 204        | 272          | 186      |  |
| 3 and 4 dwelling unit                              | 47                       | 90                         | 129    | 44   | 90       | 22            | 96      | 72        | 80          | 52                    | 108        | 73          | 208            | 161   | 52         | 238          | 119      |  |
| 5 to 9 dwelling unit                               | 23                       | 75                         | 45     | 8  | 21       | 14            | 45      | 27        | 38          | ...                   | 47         | 27          | 82             | 66    | 43         | 111          | 73       |  |
| 10 dwelling unit or more                           | ...                      | 10                         | ...    | ...  | 10       | ...           | 17      | 10        | 21          | ...                   | 17         | ...         | 36             | 56    | ...        | 22           | ...      |  |
| Trailers   | 1                        | 13                         | ...    | 1  | 2        | ...           | 3       | 3         | ...         | ...                   | 3          | 1           | 3              | 3     | 1          | 11           | ...      |  |
| <b>NUMBER OF ROOMS</b>                             |                          |                            |        |  |          |               |         |           |             |                       |            |             |                |       |            |              |          |  |
| 1 room   | 3                        | 34                         | 4      | 20   | 12       | 3             | 9       | 3         | 4           | 7                     | 30         | ...         | 14             | 8     | 7          | 37           | 5        |  |
| 2 rooms  | 7                        | 87                         | 19     | 55   | 74       | 14            | 33      | 8         | 33          | 42                    | 59         | 9           | 54             | 52    | 21         | 101          | 49       |  |
| 3 rooms  | 42                       | 222                        | 88     | 87   | 144      | 33            | 97      | 50        | 97          | 55                    | 143        | 42          | 240            | 227   | 100        | 302          | 169      |  |
| 4 rooms  | 81                       | 325                        | 261    | 235  | 245      | 82            | 172     | 85        | 100         | 85                    | 267        | 82          | 377            | 178   | 168        | 609          | 521      |  |
| 5 rooms  | 123                      | 272                        | 205    | 190  | 238      | 75            | 163     | 119       | 82          | 171                   | 205        | 123         | 362            | 212   | 136        | 390          | 362      |  |
| 6 rooms  | 270                      | 350                        | 427    | 180  | 197      | 164           | 384     | 149       | 386         | 270                   | 268        | 270         | 635            | 508   | 234        | 741          | 296      |  |
| 7 rooms  | 153                      | 89                         | 61     | 51   | 72       | 92            | 166     | 99        | 191         | 150                   | 80         | 151         | 283            | 245   | 116        | 279          | 87       |  |
| 8 rooms  | 106                      | 37                         | 39     | 29   | 36       | 81            | 159     | 86        | 73          | 81                    | 51         | 125         | 165            | 137   | 118        | 178          | 52       |  |
| 9 rooms or more                                    | 63                       | 22                         | 43     | 14   | 25       | 48            | 85      | 84        | 22          | 53                    | 30         | 88          | 99             | 158   | 84         | 100          | 39       |  |
| Not reported                                       | 1                        | 21                         | 23     | 10   | 25       | 19            | 2       | 17        | 37          | 45                    | 6          | 21          | 8              | 40    | 28         | 19           | 18       |  |
| <b>CONDITION AND PLUMBING FACILITIES</b>           |                          |                            |        |  |          |               |         |           |             |                       |            |             |                |       |            |              |          |  |
| All dwelling units                                 | 849                      | 1,459                      | 1,170  | 871  | 1,068    | 611           | 1,270   | 700       | 1,025       | 959                   | 1,339      | 911         | 2,237          | 1,765 | 1,012      | 2,756        | 1,598    |  |
| Not dilapidated:                                   | 613                      | 811                        | 788    | 328  | 628      | 374           | 986     | 596       | 898         | 360                   | 1,013      | 744         | 1,571          | 1,542 | 706        | 2,045        | 1,221    |  |
| With priv. toilet and bath, and hot running water  | 3                        | 34                         | 2      | 12   | 17       | 10            | 17      | 3         | 15          | 11                    | 27         | 6           | 151            | 8     | 2          | 30           | 16       |  |
| With private toilet and bath, and only cold water  | 141                      | 361                        | 301    | 426  | 247      | 197           | 221     | 67        | 52          | 442                   | 250        | 118         | 412            | 34    | 153        | 421          | 166      |  |
| With running water, lacking private toilet or bath | 12                       | 71                         | ...    | 33   | 22       | 9             | 6       | 2         | ...         | 1                     | 12         | 7           | 32             | ...   | 5          | 45           | ...      |  |
| No running water                                   | 15                       | 18                         | 15     | 2  | 11       | ...           | 7       | 8         | 16          | 23                    | 6          | 4           | 1              | 72    | 40         | 22           | 84       |  |
| Dilapidated:                                       | 59                       | 67                         | 18     | 59   | 112      | 7             | 13      | 5         | 16          | 86                    | 20         | 9           | 32             | 26    | 82         | 147          | 89       |  |
| With priv. toilet and bath, and hot running water  | 6                        | 97                         | 46     | 11   | 31       | 14            | 20      | 19        | 28          | 36                    | 11         | 23          | 38             | 83    | 24         | 46           | 22       |  |
| Lacking hot water, private toilet or bath          | 304                      | 424                        | 588    | 262  | 518      | 208           | 477     | 304       | 418         | 354                   | 573        | 287         | 1,078          | 698   | 382        | 1,415        | 775      |  |
| Condition or plumbing facilities not reported      | 175                      | 141                        | 342    | 48   | 249      | 109           | 319     | 250       | 340         | 75                    | 382        | 214         | 728            | 560   | 238        | 1,005        | 549      |  |
| Renter-occupied dwelling units                     | 1                        | 10                         | 2      | 8  | 8        | 3             | 12      | ...       | 8           | 5                     | 15         | 4           | 65             | 4     | 1          | 15           | 5        |  |
| Not dilapidated:                                   | 68                       | 185                        | 200    | 164  | 151      | 87            | 126     | 41        | 37          | 207                   | 145        | 56          | 227            | 25    | 70         | 227          | 89       |  |
| With priv. toilet and bath, and hot running water  | 7                        | 15                         | ...    | 12   | 8        | 2             | 4       | 1         | ...         | 1                     | 8          | 4           | 19             | ...   | 2          | 26           | ...      |  |
| With private toilet and bath, and only cold water  | 6                        | 7                          | 8      | ...  | 5        | ...           | 2       | 3         | 7           | 7                     | 4          | ...         | ...            | 38    | 20         | 9            | 55       |  |
| With running water, lacking private toilet or bath | 43                       | 35                         | 11     | 35   | 82       | 3             | 9       | 2         | 16          | 55                    | 12         | 5           | 20             | 18    | 42         | 108          | 63       |  |
| No running water                                   | 4                        | 31                         | 25     | 1  | 15       | 4             | 5       | 7         | 10          | 4                     | 7          | 4           | 19             | 53    | 9          | 25           | 14       |  |
| Condition or plumbing facilities not reported      | <b>NUMBER OF PERSONS</b> |                            |        |  |          |               |         |           |             |                       |            |             |                |       |            |              |          |  |
| All occupied dwelling units                        | 826                      | 1,428                      | 1,140  | 854  | 1,054    | 603           | 1,245   | 683       | 1,013       | 926                   | 1,323      | 882         | 2,161          | 1,719 | 988        | 2,693        | 1,592    |  |
| 1 person   | 71                       | 87                         | 64     | 64   | 95       | 42            | 83      | 100       | 51          | 64                    | 114        | 88          | 223            | 157   | 108        | 201          | 54       |  |
| 2 persons  | 249                      | 305                        | 232    | 159  | 286      | 125           | 331     | 196       | 236         | 172                   | 299        | 252         | 659            | 533   | 301        | 714          | 283      |  |
| 3 persons  | 213                      | 331                        | 283    | 196  | 268      | 114           | 372     | 148       | 242         | 230                   | 362        | 205         | 559            | 430   | 260        | 694          | 365      |  |
| 4 persons  | 147                      | 324                        | 243    | 177  | 193      | 106           | 235     | 134       | 201         | 225                   | 271        | 158         | 397            | 281   | 158        | 571          | 378      |  |
| 5 persons  | 65                       | 187                        | 157    | 125  | 97       | 80            | 112     | 64        | 128         | 129                   | 135        | 86          | 192            | 164   | 89         | 255          | 269      |  |
| 6 persons  | 44                       | 106                        | 81     | 61   | 61       | 51            | 64      | 21        | 85          | 56                    | 76         | 49          | 71             | 69    | 40         | 126          | 107      |  |
| 7 persons  | 18                       | 41                         | 46     | 34   | 30       | 41            | 29      | 14        | 32          | 25                    | 17         | 16          | 15             | 12    | 13         | 10           | 29       |  |
| 8 persons  | 8                        | 26                         | 14     | 19   | 12       | 19            | 11      | 3         | 20          | 17                    | 7          | 5           | 3              | 10    | 2          | 25           | 19       |  |
| 9 persons  | 2                        | 14                         | 11     | 10   | 9        | 11            | 4       | 1         | 10          | 3                     | 4          | 4           | 4              | 4     | 13         | 8            | 18       |  |
| 10 persons or more                                 | 9                        | 7                          | 9      | 9  | 3        | 14            | 4       | 2         | 8           | ...                   | ...        | ...         | ...            | ...   | ...        | ...          | ...      |  |
| Median number of persons:                          | 2.9                      | 3.5                        | 3.5    | 3.5  | 3.0      | 3.7           | 3.1     | 2.8       | 3.4         | 3.5                   | 3.2        | 3.0         | 2.9            | 2.9   | 2.8        | 3.1          | 3.7      |  |
| All occupied dwelling units                        | 2.9                      | 3.7                        | 3.6    | 3.6  | 3.1      | 3.9           | 3.0     | 3.0       | 3.6         | 3.6                   | 3.4        | 3.0         | 3.0            | 2.8   | 2.5        | 2.9          | 4.1      |  |
| Owner-occupied dwelling units                      | 3.1                      | 3.0                        | 3.4    | 3.4  | 3.0      | 3.5           | 3.1     | 2.6       | 3.1         | 3.3                   | 3.0        | 3.0         | 2.8            | 2.8   | 2.8        | 3.0          | 3.4      |  |
| Renter-occupied dwelling units                     | <b>PERSONS PER ROOM</b>  |                            |        |  |          |               |         |           |             |                       |            |             |                |       |            |              |          |  |
| All occupied dwelling units                        | 826                      | 1,428                      | 1,140  | 854  | 1,054    | 603           | 1,245   | 683       | 1,013       | 926                   | 1,323      | 882         | 2,161          | 1,719 | 988        | 2,693        | 1,592    |  |
| 0.75 or less                                       | 668                      | 726                        | 687    | 416  | 631      | 363           | 974     | 550       | 661         | 610                   | 793        | 694         | 1,668          | 1,272 | 742        | 1,815        | 772      |  |
| 0.76 to 1.00                                       | 121                      | 428                        | 291    | 238  | 263      | 151           | 206     | 98        | 223         | 215                   | 344        | 144         | 383            | 317   | 161        | 634          | 500      |  |
| 1.01 to 1.50                                       | 29                       | 191                        | 127    | 141  | 101      | 59            | 56      | 18        | 76          | 60                    | 142        | 30          | 83             | 78    | 48         | 178          | 237      |  |
| 1.51 or more                                       | 7                        | 71                         | 17     | 51   | 36       | 13            | 8       | 2         | 21          | 23                    | 38         | 8           | 22             | 17    | 11         | 52           | 66       |  |
| Not reported                                       | 1                        | 12                         | 18     | 8  | 23       | 17            | 1       | 15        | 32          | 6                     | 6          | 6           |                |       |            |              |          |  |

Table 22.—OCCUPANCY CHARACTERISTICS, TYPE OF STRUCTURE, NUMBER OF ROOMS, CONDITION AND PLUMBING FACILITIES, AND NUMBER OF PERSONS, FOR URBAN PLACES OF 2,500 TO 10,000: 1950—Con.

[Percent not shown where less than 0.1; median not shown where base is less than 100]

| Subject   | Mil-<br>lers-<br>burg | Mil-<br>lers-<br>ville | Mil-<br>vale | Mil-<br>ton | Miner-<br>ville | Monaca | Monon-<br>gahela | Mon-<br>tours-<br>ville | Moosic | Morris-<br>ville | Mount<br>Joy | Mount<br>Oliver | Mount<br>Penn | Mount<br>Pleas-<br>ant | Mount<br>Union | Muncy | Myers-<br>town |  |
|---|-----------------------|------------------------|--------------|-------------|-----------------|--------|------------------|-------------------------|--------|------------------|--------------|-----------------|---------------|------------------------|----------------|-------|----------------|--|
| All dwelling units.....                                 | 969                   | 634                    | 2,162        | 2,653       | 2,182           | 2,111  | 2,741            | 1,038                   | 1,064  | 2,071            | 906          | 2,043           | 1,228         | 1,737                  | 1,319          | 931   | 953            |  |
| Urban-farm dwelling units.....                          | 2                     | 7                      | 3            | 4           | ...             | ...    | 7                | 13                      | 1      | 6                | ...          | 1               | ...           | 1                      | ...            | 1     | ...            |  |
| OCCUPANCY, TENURE, AND RACE                             |                       |                        |              |             |                 |        |                  |                         |        |                  |              |                 |               |                        |                |       |                |  |
| Occupied dwelling units.....                            | 947                   | 620                    | 2,137        | 2,604       | 2,151           | 2,063  | 2,693            | 1,007                   | 1,034  | 2,001            | 880          | 2,006           | 1,213         | 1,719                  | 1,295          | 915   | 939            |  |
| Owner occupied.....                                     | 522                   | 380                    | 1,097        | 1,460       | 1,368           | 1,371  | 1,407            | 656                     | 679    | 1,513            | 482          | 1,043           | 894           | 991                    | 606            | 572   | 551            |  |
| Percent of all occupied.....                            | 55.1                  | 61.3                   | 51.3         | 56.1        | 63.6            | 66.5   | 52.2             | 65.1                    | 65.7   | 75.6             | 54.8         | 52.0            | 73.7          | 57.6                   | 46.8           | 62.5  | 58.7           |  |
| White.....  | 522                   | 378                    | 1,097        | 1,442       | 1,368           | 1,368  | 1,347            | 656                     | 679    | 1,504            | 477          | 1,043           | 894           | 981                    | 560            | 572   | 551            |  |
| Negro.....  | ...                   | 2                      | ...          | 17          | ...             | 5      | 60               | ...                     | ...    | 9                | 5            | ...             | ...           | 10                     | 36             | ...   | ...            |  |
| Other races.....  | ...                   | ...                    | ...          | 1           | ...             | ...    | ...              | ...                     | ...    | ...              | ...          | ...             | ...           | ...                    | 10             | ...   | ...            |  |
| Renter occupied.....                                    | 425                   | 240                    | 1,040        | 1,144       | 783             | 692    | 1,286            | 351                     | 355    | 488              | 398          | 963             | 319           | 728                    | 689            | 343   | 388            |  |
| White.....  | 425                   | 240                    | 1,040        | 1,137       | 783             | 688    | 1,244            | 351                     | 354    | 483              | 393          | 962             | 319           | 718                    | 614            | 342   | 388            |  |
| Negro.....  | ...                   | ...                    | ...          | 7           | ...             | 4      | 42               | ...                     | 1      | 5                | 5            | 1               | ...           | 10                     | 68             | 1     | ...            |  |
| Other races.....  | ...                   | ...                    | ...          | 4           | ...             | ...    | ...              | ...                     | ...    | ...              | ...          | ...             | ...           | ...                    | 7              | ...   | ...            |  |
| Nonresident dwelling units.....                         | ...                   | ...                    | 1            | 4           | ...             | ...    | ...              | ...                     | ...    | 4                | 1            | ...             | ...           | ...                    | ...            | 3     | ...            |  |
| Vacant dwelling units.....                              | 22                    | 14                     | 24           | 45          | 31              | 48     | 48               | 31                      | 30     | 66               | 25           | 37              | 14            | 18                     | 24             | 13    | 14             |  |
| Nonseasonal not dilapidated, for rent or sale.....      | 4                     | 8                      | 12           | 14          | 14              | 18     | 17               | 8                       | 9      | 24               | 10           | 29              | 5             | 8                      | 11             | 2     | 4              |  |
| Percent of all dwelling units.....                      | 0.4                   | 1.3                    | 0.6          | 0.5         | 0.6             | 0.9    | 0.6              | 0.8                     | 0.8    | 1.2              | 1.1          | 1.4             | 0.4           | 0.5                    | 0.8            | 0.2   | 0.4            |  |
| For rent.....   | 3                     | ...                    | 12           | 8           | 3               | 11     | 16               | 7                       | 6      | 12               | 2            | 17              | 1             | 7                      | 10             | 2     | 1              |  |
| For sale only.....                                      | 1                     | 8                      | ...          | 6           | 11              | 7      | 1                | 1                       | 3      | 12               | 8            | 12              | 4             | 1                      | 1              | ...   | 3              |  |
| Nonseasonal not dilapidated, not for rent or sale.....  | 12                    | 6                      | 10           | 28          | 8               | 14     | 20               | 11                      | 14     | 35               | 12           | 6               | 8             | 7                      | 9              | 7     | 10             |  |
| Nonseasonal dilapidated.....                            | 2                     | ...                    | ...          | 3           | 6               | 6      | 7                | 1                       | 5      | 6                | 3            | 1               | 1             | 3                      | 3              | 3     | 3              |  |
| Seasonal.....   | 4                     | ...                    | 2            | ...         | 3               | 10     | 4                | 11                      | 2      | 1                | ...          | 1               | ...           | ...                    | 1              | 1     | ...            |  |
| TYPE OF STRUCTURE                                       |                       |                        |              |             |                 |        |                  |                         |        |                  |              |                 |               |                        |                |       |                |  |
| 1 dwelling unit, detached.....                          | 360                   | 322                    | 669          | 1,310       | 469             | 1,459  | 1,377            | 678                     | 676    | 1,316            | 419          | 850             | 372           | 1,055                  | 827            | 608   | 488            |  |
| 1 dwelling unit, attached.....                          | 1                     | 5                      | 225          | 58          | 467             | 7      | 19               | 22                      | 10     | 113              | 54           | 35              | 313           | 10                     | 30             | 15    | 15             |  |
| 1 and 2 dwelling unit, semidetached.....                | 425                   | 154                    | 329          | 659         | 832             | 66     | 286              | 130                     | 149    | 341              | 260          | 23              | 305           | 83                     | 108            | 37    | 287            |  |
| 2 dwelling unit, other.....                             | 78                    | 108                    | 588          | 308         | 196             | 346    | 608              | 154                     | 154    | 182              | 76           | 724             | 66            | 364                    | 194            | 154   | 80             |  |
| 3 and 4 dwelling unit.....                              | 78                    | 45                     | 266          | 230         | 170             | 104    | 268              | 47                      | 70     | 82               | 83           | 318             | 61            | 135                    | 97             | 79    | 38             |  |
| 5 to 9 dwelling unit.....                               | 27                    | ...                    | 53           | 51          | 45              | 122    | 122              | 5                       | 5      | 36               | 12           | 65              | 77            | 88                     | 59             | 25    | 45             |  |
| 10 dwelling unit or more.....                           | ...                   | ...                    | 30           | 35          | ...             | ...    | 45               | ...                     | ...    | ...              | ...          | 27              | 32            | ...                    | 13             | ...   | ...            |  |
| Trailers.....   | ...                   | ...                    | 2            | 2           | 3               | 7      | 16               | 2                       | ...    | 1                | 2            | 1               | 2             | 2                      | 4              | ...   | ...            |  |
| NUMBER OF ROOMS   |                       |                        |              |             |                 |        |                  |                         |        |                  |              |                 |               |                        |                |       |                |  |
| 1 room.....   | 6                     | 3                      | 10           | 19          | 6               | 33     | 26               | 3                       | 5      | 14               | 5            | 13              | 5             | 25                     | 4              | 4     | 7              |  |
| 2 rooms.....  | 19                    | 8                      | 158          | 83          | 53              | 105    | 163              | 19                      | 9      | 33               | 10           | 153             | 8             | 99                     | 43             | 19    | 12             |  |
| 3 rooms.....  | 45                    | 31                     | 433          | 184         | 130             | 261    | 418              | 66                      | 92     | 146              | 63           | 406             | 93            | 228                    | 120            | 58    | 62             |  |
| 4 rooms.....  | 119                   | 70                     | 611          | 310         | 184             | 491    | 619              | 126                     | 156    | 318              | 99           | 423             | 96            | 410                    | 195            | 121   | 105            |  |
| 5 rooms.....  | 135                   | 101                    | 434          | 373         | 328             | 558    | 611              | 193                     | 228    | 384              | 129          | 393             | 160           | 278                    | 280            | 156   | 108            |  |
| 6 rooms.....  | 387                   | 193                    | 330          | 1,051       | 863             | 467    | 373              | 365                     | 319    | 695              | 296          | 398             | 537           | 410                    | 399            | 254   | 327            |  |
| 7 rooms.....  | 128                   | 100                    | 103          | 272         | 252             | 117    | 152              | 143                     | 127    | 269              | 127          | 152             | 157           | 133                    | 137            | 146   | 143            |  |
| 8 rooms.....  | 79                    | 73                     | 32           | 192         | 199             | 44     | 93               | 65                      | 73     | 63               | 103          | 24              | 89            | 83                     | 70             | 88    | 114            |  |
| 9 rooms or more.....                                    | 48                    | 54                     | 20           | 122         | 131             | 23     | 67               | 36                      | 49     | 133              | 68           | 14              | 51            | 62                     | 46             | 61    | 69             |  |
| Not reported.....                                       | 3                     | 1                      | 31           | 47          | 36              | 12     | 19               | 22                      | 6      | 16               | 6            | 67              | 32            | 9                      | 25             | 24    | 6              |  |
| CONDITION AND PLUMBING FACILITIES                       |                       |                        |              |             |                 |        |                  |                         |        |                  |              |                 |               |                        |                |       |                |  |
| All dwelling units.....                                 | 969                   | 634                    | 2,162        | 2,653       | 2,182           | 2,111  | 2,741            | 1,038                   | 1,064  | 2,071            | 906          | 2,043           | 1,228         | 1,737                  | 1,319          | 931   | 953            |  |
| Not dilapidated:  |                       |                        |              |             |                 |        |                  |                         |        |                  |              |                 |               |                        |                |       |                |  |
| With priv. toilet and bath, and hot running water.....  | 831                   | 521                    | 1,334        | 2,023       | 1,502           | 1,664  | 2,021            | 844                     | 725    | 1,768            | 671          | 1,589           | 1,175         | 1,149                  | 769            | 735   | 690            |  |
| With private toilet and bath, and only cold water.....  | 5                     | 7                      | 32           | 34          | 38              | 27     | 28               | 2                       | 9      | 44               | 3            | 9               | ...           | 35                     | 39             | 6     | 15             |  |
| With running water, lacking private toilet or bath..... | 107                   | 73                     | 655          | 347         | 508             | 283    | 461              | 79                      | 246    | 117              | 192          | 406             | 24            | 370                    | 406            | 130   | 208            |  |
| No running water.....                                   | 3                     | 10                     | 1            | 10          | 3               | 14     | 13               | 23                      | 1      | 9                | 9            | ...             | 1             | 3                      | 14             | 11    | 10             |  |
| Dilapidated:  |                       |                        |              |             |                 |        |                  |                         |        |                  |              |                 |               |                        |                |       |                |  |
| With priv. toilet and bath, and hot running water.....  | 3                     | 2                      | 24           | 33          | 25              | 31     | 38               | 13                      | 27     | 35               | 1            | 13              | 5             | 61                     | 11             | 10    | 6              |  |
| Lacking hot water, private toilet or bath.....          | 7                     | 6                      | 56           | 122         | 76              | 59     | 131              | 43                      | 42     | 70               | 19           | 10              | 17            | 100                    | 33             | 10    | 12             |  |
| Condition or plumbing facilities not reported.....      | 13                    | 15                     | 60           | 84          | 30              | 33     | 49               | 34                      | 14     | 28               | 11           | 16              | 6             | 19                     | 47             | 29    | 12             |  |
| Renter-occupied dwelling units.....                     | 425                   | 240                    | 1,040        | 1,144       | 783             | 692    | 1,286            | 351                     | 355    | 488              | 398          | 963             | 319           | 728                    | 689            | 343   | 388            |  |
| Not dilapidated:  |                       |                        |              |             |                 |        |                  |                         |        |                  |              |                 |               |                        |                |       |                |  |
| With priv. toilet and bath, and hot running water.....  | 339                   | 181                    | 515          | 785         | 420             | 467    | 843              | 267                     | 189    | 337              | 247          | 686             | 287           | 406                    | 302            | 250   | 240            |  |
| With private toilet and bath, and only cold water.....  | 3                     | 2                      | 15           | 28          | 14              | 9      | 10               | ...                     | 2      | 20               | 2            | 4               | ...           | 19                     | 29             | 1     | 9              |  |
| With running water, lacking private toilet or bath..... | 68                    | 37                     | 413          | 176         | 265             | 154    | 275              | 40                      | 118    | 65               | 124          | 254             | 12            | 209                    | 294            | 69    | 120            |  |
| No running water.....                                   | 3                     | 7                      | 1            | 7           | 1               | 2      | 5                | 8                       | 1      | 4                | 6            | ...             | 1             | 2                      | 10             | 5     | 5              |  |
| Dilapidated:  |                       |                        |              |             |                 |        |                  |                         |        |                  |              |                 |               |                        |                |       |                |  |
| With priv. toilet and bath, and hot running water.....  | 1                     | 1                      | 18           | 15          | 11              | 13     | 24               | 5                       | 16     | 7                | ...          | 4               | 3             | 31                     | 7              | 3     | 5              |  |
| Lacking hot water, private toilet or bath.....          | 5                     | 4                      | 43           | 85          | 59              | 31     | 102              | 23                      | 26     | 42               | 15           | 7               | 16            | 54                     | 23             | 8     | 9              |  |
| Condition or plumbing facilities not reported.....      | 6                     | 8                      | 35           | 48          | 13              | 16     | 27               | 8                       | 3      | 13               | 4            | 8               | ...           | 7                      | 24             | 7     | ...            |  |
| NUMBER OF PERSONS                                       |                       |                        |              |             |                 |        |                  |                         |        |                  |              |                 |               |                        |                |       |                |  |
| All occupied dwelling units.....                        | 947                   | 620                    | 2,137        | 2,604       | 2,151           | 2,063  | 2,693            | 1,007                   | 1,034  | 2,001            | 880          | 2,006           | 1,213         | 1,719                  | 1,295          | 915   | 939            |  |
| 1 person.....   | 99                    | 36                     | 138          | 228         | 133             | 117    | 199              | 59                      | 53     | 124              | 59           | 153             | 74            | 160                    | 103            | 84    | 83             |  |
| 2 persons.....  | 309                   | 175                    | 563          | 804         | 505             | 473    | 726              | 308                     | 216    | 539              | 249          | 575             | 439           | 426                    | 325            | 302   | 275            |  |
| 3 persons.....  | 253                   | 166                    | 572          | 633         | 514             | 520    | 730              | 266                     | 269    | 503              | 236          | 504             | 332           | 433                    | 294            | 251   | 245            |  |
| 4 persons.....  | 164                   | 122                    | 442          | 464         | 443             | 479    | 543              | 186                     | 187    | 415              | 158          | 412             | 217           | 349                    | 233            | 144   | 187            |  |
| 5 persons.....  | 75                    | 66                     | 229          | 221         | 300             | 262    | 286              | 102                     | 142    | 241              | 82           | 182             | 99            | 176                    | 159            | 73    | 87             |  |
| 6 persons.....  | 26                    | 40                     | 108          | 124         | 139             | 125    | 119              | 55                      | 79     | 105              | 49           | 104             | 34            | 88                     | 85             | 36    | 33             |  |
| 7 persons.....  | 10                    | 5                      | 44           | 61          | 72              | 42     | 51               | 16                      | 41     | 38               | 26           | 42              | 15            | 41                     | 41             | 8     | 14             |  |
| 8 persons.....  | 8                     | 8                      | 21           | 35          | 20              | 20     | 19               | 8                       | 17     | 16               | 10           | 20              | 2             | 23                     | 27             | 3     | 6              |  |
| 9 persons.....  | 1                     | 2                      | 13           | 15          | 15              | 13     | 10               | 4                       | 17     | 10               | 5            | 8               | 1             | 11                     | 15             | 4     | 4              |  |
| 10 persons or more.....                                 | 2                     | ...                    | 7            | 19          | 10              | 12     | 10               | 3                       | 13     | 10               | 6            | 6               | ...           | 12                     | 13             | ...   | 5              |  |
| Median number of persons:                               |                       |                        |              |             |                 |        |                  |                         |        |                  |              |                 |               |                        |                |       |                |  |
| All occupied dwelling units.....                        | 2.8                   | 3.1                    | 3.1          | 2.9         | 3.4             | 3.3    | 3.1              | 3.0                     | 3.4    | 3.2              | 3.1          | 3.0             | 2.8           | 3.1                    | 3.2            | 2.7   | 3.0            |  |
| Owner-occupied dwelling units.....                      | 2.7                   | 3.1                    | 3.2          | 3.0         | 3.5             | 3.5    | 3.2              | 3.1                     | 3.5    | 3.3              | 3.1          | 3.4             | 2.9           | 3.3                    | 3.1            | 2.8   | 2.9            |  |
| Renter-occupied dwelling units.....                     | 2.9                   | 3.1                    | 3.1          | 2.8         | 3.2             | 3.1    | 2.9              | 2.8                     | 3.3    | 2.8              | 3.0          | 2.7             | 2.5           | 3.0                    | 3.4            | 2.6   | 3.0            |  |
| PERSONS PER ROOM  |                       |                        |              |             |                 |        |                  |                         |        |                  |              |                 |               |                        |                |       |                |  |
| All occupied dwelling units.....                        | 947                   | 620                    | 2,137        | 2,604       | 2,151           | 2,063  | 2,693            | 1,007                   | 1,034  | 2,001            | 880          | 2,006           | 1,213         | 1,719                  | 1,295          | 915   | 939            |  |
| 0.75 or less.....                                       | 774                   | 501                    | 1,141        | 1,979       | 1,483           | 1,150  | 1,648            | 772                     | 645    | 1,442            |              |                 |               |                        |                |       |                |  |

Table 22.—OCCUPANCY CHARACTERISTICS, TYPE OF STRUCTURE, NUMBER OF ROOMS, CONDITION AND PLUMBING FACILITIES, AND NUMBER OF PERSONS; FOR URBAN PLACES OF 2,500 TO 10,000: 1950—Con.

[Percent not shown where less than 0.1; median not shown where base is less than 100]

| Subject  | Nanty-Glo | Narberth | Nazareth | Nesquehoning-New Columbus (uninc.) | New Brighton | New Cumberland | New Holland | Nor-thampton | North Belle Vernon | North Cata-sauqua | North Char-leroi | North East | Nor-thumberland | North Wales | Norwood | Oak-mont | Old Forge |  |
|--|-----------|----------|----------|------------------------------------|--------------|----------------|-------------|--------------|--------------------|-------------------|------------------|------------|-----------------|-------------|---------|----------|-----------|--|
| All dwelling units                                 | 1,368     | 1,725    | 1,747    | 1,173                              | 2,859        | 1,932          | 809         | 2,378        | 968                | 708               | 771              | 1,286      | 1,359           | 879         | 1,579   | 2,063    | 2,584     |  |
| Urban-farm dwelling units                          | ...       | 1        | 2        | ...                                | 1            | 1              | 11          | 5            | ...                | ...               | 1                | 7          | 12              | ...         | ...     | ...      | 9         |  |
| OCCUPANCY, TENURE, AND RACE                        |           |          |          |                                    |              |                |             |              |                    |                   |                  |            |                 |             |         |          |           |  |
| Occupied dwelling units                            | 1,353     | 1,715    | 1,721    | 1,150                              | 2,830        | 1,893          | 779         | 2,336        | 943                | 697               | 756              | 1,252      | 1,327           | 869         | 1,555   | 2,024    | 2,558     |  |
| Owner occupied                                     | 864       | 1,081    | 902      | 782                                | 1,807        | 1,318          | 449         | 1,463        | 573                | 524               | 437              | 781        | 774             | 593         | 934     | 1,109    | 1,452     |  |
| Percent of all occupied                            | 63.9      | 63.0     | 52.4     | 68.0                               | 63.9         | 69.6           | 57.6        | 62.6         | 60.8               | 75.2              | 57.8             | 62.4       | 58.3            | 68.2        | 60.1    | 54.8     | 56.8      |  |
| White  | 864       | 1,081    | 902      | 782                                | 1,757        | 1,318          | 449         | 1,463        | 562                | 524               | 436              | 781        | 773             | 585         | 930     | 1,097    | 1,452     |  |
| Negro  | ...       | ...      | ...      | ...                                | 49           | ...            | ...         | ...          | 11                 | ...               | 1                | ...        | ...             | 8           | 4       | 12       | ...       |  |
| Other races  | ...       | ...      | ...      | ...                                | ...          | ...            | ...         | ...          | ...                | ...               | ...              | ...        | ...             | ...         | ...     | ...      | ...       |  |
| Renter occupied                                    | 489       | 634      | 819      | 368                                | 1,023        | 575            | 330         | 873          | 370                | 173               | 319              | 471        | 553             | 276         | 621     | 915      | 1,106     |  |
| White  | 488       | 633      | 819      | 368                                | 996          | 575            | 330         | 873          | 364                | 173               | 318              | 470        | 553             | 274         | 618     | 897      | 1,106     |  |
| Negro  | 1         | 1        | ...      | ...                                | 27           | ...            | ...         | ...          | 6                  | ...               | 1                | ...        | ...             | 2           | 2       | 18       | ...       |  |
| Other races  | ...       | ...      | ...      | ...                                | ...          | ...            | ...         | ...          | ...                | ...               | ...              | ...        | ...             | ...         | ...     | ...      | ...       |  |
| Nonresident dwelling units                         | ...       | 2        | 1        | ...                                | 1            | 1              | 1           | 1            | 1                  | ...               | ...              | ...        | 3               | ...         | 1       | 1        | ...       |  |
| Vacant dwelling units                              | 15        | 8        | 25       | 23                                 | 28           | 38             | 29          | 41           | 24                 | 11                | 15               | 34         | 29              | 10          | 23      | 38       | 26        |  |
| Nonseasonal not dilapidated, for rent or sale      | 3         | 7        | 14       | 12                                 | 21           | 16             | 15          | 7            | 12                 | 3                 | 12               | 11         | 3               | 3           | 11      | 5        | 8         |  |
| Percent of all dwelling units                      | 0.2       | 0.4      | 0.8      | 1.0                                | 0.7          | 0.8            | 1.9         | 0.3          | 1.2                | 0.4               | 1.6              | 0.9        | 0.2             | 0.3         | 0.7     | 0.2      | 0.3       |  |
| For rent   | 2         | 4        | 8        | 7                                  | 16           | 7              | 4           | 4            | 2                  | 1                 | 12               | 7          | 2               | 2           | 10      | 3        | 1         |  |
| For sale only                                      | 1         | 3        | 6        | 5                                  | 5            | 5              | 11          | 4            | 2                  | ...               | ...              | ...        | ...             | 1           | 1       | 2        | 7         |  |
| Nonseasonal not dilapidated, not for rent or sale  | 10        | 1        | 9        | 5                                  | 6            | 18             | 14          | 20           | 10                 | 7                 | 3                | 16         | 10              | 6           | 12      | 7        | 12        |  |
| Nonseasonal dilapidated                            | 2         | ...      | ...      | 2                                  | ...          | ...            | ...         | ...          | 2                  | ...               | ...              | 2          | 3               | 1           | ...     | 4        | 3         |  |
| Seasonal   | ...       | ...      | 2        | ...                                | 1            | 4              | ...         | 13           | ...                | 1                 | ...              | 5          | 13              | ...         | ...     | 22       | 3         |  |
| TYPE OF STRUCTURE                                  |           |          |          |                                    |              |                |             |              |                    |                   |                  |            |                 |             |         |          |           |  |
| 1 dwelling unit, detached                          | 858       | 710      | 739      | 343                                | 1,795        | 977            | 459         | 653          | 619                | 334               | 418              | 804        | 646             | 344         | 897     | 1,235    | 1,273     |  |
| 1 dwelling unit, attached                          | ...       | 89       | 174      | 30                                 | 42           | 76             | 8           | 243          | 1                  | 200               | ...              | 15         | 11              | 49          | 6       | 24       | 13        |  |
| 1 and 2 dwelling unit, semidetached                | 105       | 364      | 350      | 533                                | 109          | 565            | 204         | 1,095        | 44                 | 80                | 8                | 56         | 362             | 315         | 368     | 108      | 543       |  |
| 2 dwelling unit, other                             | 310       | 86       | 244      | 54                                 | 570          | 194            | 76          | 198          | 218                | 56                | 272              | 296        | 136             | 84          | 192     | 374      | 430       |  |
| 3 and 4 dwelling unit                              | 81        | 168      | 103      | 133                                | 264          | 66             | 45          | 128          | 64                 | 21                | 66               | 106        | 138             | 61          | 117     | 219      | 304       |  |
| 5 to 9 dwelling unit                               | 13        | 84       | 87       | 68                                 | 51           | 51             | 12          | 47           | 21                 | 5                 | 6                | ...        | 55              | 15          | 27      | 78       | 19        |  |
| 10 dwelling unit or more                           | ...       | 224      | 49       | 11                                 | 10           | ...            | ...         | 12           | ...                | 11                | ...              | ...        | 10              | 10          | 12      | 25       | ...       |  |
| Trailers   | 1         | ...      | 1        | 1                                  | 18           | 3              | 5           | 2            | 1                  | 1                 | 1                | 9          | 1               | 1           | ...     | ...      | 2         |  |
| NUMBER OF ROOMS                                    |           |          |          |                                    |              |                |             |              |                    |                   |                  |            |                 |             |         |          |           |  |
| 1 room   | 21        | 16       | 14       | 3                                  | 28           | 9              | 2           | 8            | 5                  | 2                 | 5                | 21         | 10              | ...         | 8       | 13       | 8         |  |
| 2 rooms  | 80        | 38       | 46       | 19                                 | 113          | 39             | 23          | 42           | 39                 | 23                | 51               | 34         | 30              | 5           | 26      | 84       | 62        |  |
| 3 rooms  | 149       | 229      | 139      | 44                                 | 349          | 134            | 47          | 186          | 143                | 42                | 133              | 96         | 95              | 55          | 94      | 195      | 359       |  |
| 4 rooms  | 368       | 137      | 260      | 155                                | 543          | 299            | 71          | 308          | 211                | 64                | 173              | 175        | 153             | 117         | 473     | 331      | 601       |  |
| 5 rooms  | 259       | 176      | 246      | 198                                | 678          | 273            | 95          | 365          | 241                | 131               | 166              | 271        | 205             | 116         | 113     | 499      | 521       |  |
| 6 rooms  | 318       | 475      | 591      | 356                                | 759          | 665            | 313         | 945          | 238                | 223               | 155              | 249        | 489             | 325         | 453     | 610      | 605       |  |
| 7 rooms  | 71        | 193      | 225      | 176                                | 181          | 242            | 120         | 232          | 63                 | 109               | 50               | 199        | 169             | 84          | 185     | 204      | 193       |  |
| 8 rooms  | 74        | 191      | 126      | 119                                | 117          | 137            | 66          | 144          | 20                 | 65                | 19               | 111        | 116             | 82          | 84      | 47       | 152       |  |
| 9 rooms or more                                    | 16        | 254      | 81       | 96                                 | 64           | 104            | 62          | 81           | 5                  | 42                | 8                | 96         | 71              | 83          | 111     | 55       | 66        |  |
| Not reported                                       | 12        | 16       | 19       | 7                                  | 27           | 30             | 10          | 67           | 3                  | 7                 | 11               | 34         | 21              | 12          | 32      | 25       | 13        |  |
| CONDITION AND PLUMBING FACILITIES                  |           |          |          |                                    |              |                |             |              |                    |                   |                  |            |                 |             |         |          |           |  |
| All dwelling units                                 | 1,368     | 1,725    | 1,747    | 1,173                              | 2,859        | 1,932          | 809         | 2,378        | 968                | 708               | 771              | 1,286      | 1,359           | 879         | 1,579   | 2,063    | 2,584     |  |
| Not dilapidated:                                   |           |          |          |                                    |              |                |             |              |                    |                   |                  |            |                 |             |         |          |           |  |
| With priv. toilet and bath, and hot running water  | 593       | 1,676    | 1,405    | 807                                | 2,280        | 1,805          | 715         | 1,461        | 776                | 534               | 609              | 982        | 1,108           | 843         | 1,509   | 1,686    | 1,276     |  |
| With private toilet and bath, and only cold water  | 34        | ...      | 14       | 4                                  | 30           | 10             | 4           | 62           | 13                 | 8                 | 7                | 10         | 4               | 3           | 8       | 12       | 40        |  |
| With running water, lacking private toilet or bath | 587       | 9        | 247      | 319                                | 409          | 63             | 64          | 766          | 120                | 134               | 123              | 72         | 95              | 23          | 23      | 209      | 992       |  |
| No running water                                   | 43        | ...      | 13       | 6                                  | 10           | 4              | 4           | 31           | 2                  | 19                | ...              | 9          | ...             | 2           | 14      | 3        | 3         |  |
| Dilapidated:                                       |           |          |          |                                    |              |                |             |              |                    |                   |                  |            |                 |             |         |          |           |  |
| With priv. toilet and bath, and hot running water  | 7         | 6        | 6        | 3                                  | 32           | 9              | ...         | 3            | 16                 | 1                 | 12               | 85         | 51              | 3           | 7       | 26       | 49        |  |
| Lacking hot water, private toilet or bath          | 82        | ...      | 28       | 14                                 | 60           | 17             | 3           | 22           | 21                 | 3                 | 9                | 42         | 50              | 6           | 7       | 38       | 191       |  |
| Condition or plumbing facilities not reported      | 22        | 34       | 34       | 20                                 | 38           | 24             | 19          | 33           | 20                 | 9                 | 11               | 86         | 50              | 1           | 23      | 78       | 33        |  |
| Renter-occupied dwelling units                     | 489       | 634      | 819      | 368                                | 1,023        | 575            | 330         | 873          | 370                | 173               | 319              | 471        | 553             | 276         | 621     | 915      | 1,106     |  |
| Not dilapidated:                                   |           |          |          |                                    |              |                |             |              |                    |                   |                  |            |                 |             |         |          |           |  |
| With priv. toilet and bath, and hot running water  | 129       | 609      | 590      | 192                                | 687          | 509            | 282         | 444          | 269                | 117               | 228              | 311        | 416             | 257         | 574     | 690      | 404       |  |
| With private toilet and bath, and only cold water  | 17        | ...      | 12       | ...                                | 9            | 3              | 2           | 32           | 4                  | 4                 | 3                | 7          | 3               | 1           | 2       | 7        | 20        |  |
| With running water, lacking private toilet or bath | 262       | 6        | 167      | 151                                | 247          | 40             | 37          | 352          | 62                 | 40                | 67               | 42         | 59              | 15          | 19      | 142      | 516       |  |
| No running water                                   | 21        | ...      | 8        | 4                                  | 5            | 2              | 1           | 15           | 1                  | 7                 | ...              | 5          | ...             | ...         | 1       | ...      | 1         |  |
| Dilapidated:                                       |           |          |          |                                    |              |                |             |              |                    |                   |                  |            |                 |             |         |          |           |  |
| With priv. toilet and bath, and hot running water  | 1         | 2        | 4        | ...                                | 16           | 3              | ...         | ...          | 8                  | ...               | 7                | 45         | 26              | 1           | 6       | 19       | 25        |  |
| Lacking hot water, private toilet or bath          | 55        | ...      | 25       | 10                                 | 44           | 13             | 2           | 18           | 15                 | 3                 | 7                | 28         | 28              | 2           | 6       | 24       | 129       |  |
| Condition or plumbing facilities not reported      | 4         | 17       | 13       | 11                                 | 15           | 5              | 6           | 12           | 11                 | 2                 | 7                | 33         | 21              | ...         | 13      | 33       | 11        |  |
| NUMBER OF PERSONS                                  |           |          |          |                                    |              |                |             |              |                    |                   |                  |            |                 |             |         |          |           |  |
| All occupied dwelling units                        | 1,353     | 1,715    | 1,721    | 1,150                              | 2,830        | 1,893          | 779         | 2,336        | 943                | 697               | 756              | 1,252      | 1,327           | 869         | 1,555   | 2,024    | 2,558     |  |
| 1 person   | 72        | 175      | 138      | 61                                 | 231          | 106            | 52          | 99           | 43                 | 30                | 45               | 140        | 137             | 59          | 88      | 90       | 132       |  |
| 2 persons  | 240       | 545      | 496      | 259                                | 819          | 581            | 224         | 440          | 257                | 157               | 182              | 388        | 418             | 232         | 439     | 507      | 458       |  |
| 3 persons  | 330       | 393      | 408      | 303                                | 686          | 468            | 184         | 553          | 256                | 154               | 218              | 272        | 306             | 202         | 371     | 536      | 644       |  |
| 4 persons  | 284       | 325      | 337      | 232                                | 575          | 414            | 171         | 498          | 215                | 168               | 173              | 236        | 236             | 192         | 359     | 450      | 590       |  |
| 5 persons  | 193       | 172      | 164      | 151                                | 288          | 200            | 88          | 330          | 112                | 108               | 74               | 126        | 135             | 100         | 182     | 252      | 375       |  |
| 6 persons  | 94        | 57       | 93       | 68                                 | 138          | 77             | 31          | 195          | 34                 | 34                | 34               | 36         | 57              | 46          | 62      | 114      | 204       |  |
| 7 persons  | 71        | 28       | 41       | 40                                 | 43           | 31             | 20          | 112          | 17                 | 19                | 24               | 32         | 24              | 20          | 28      | 37       | 80        |  |
| 8 persons  | 36        | 7        | 20       | 23                                 | 22           | 7              | 5           | 54           | 5                  | 15                | 4                | 8          | 7               | 11          | 14      | 17       | 38        |  |
| 9 persons  | 13        | 8        | 14       | 7                                  | 11           | 1              | 1           | 30           | 3                  | 6                 | 2                | 10         | 3               | 3           | 7       | 8        | 21        |  |
| 10 persons or more                                 | 20        | 5        | 10       | 6                                  | 17           | 8              | 3           | 25           | 1                  | 6                 | ...              | 4          | 4               | 4           | 5       | 13       | 16        |  |
| Median number of persons:                          |           |          |          |                                    |              |                |             |              |                    |                   |                  |            |                 |             |         |          |           |  |
| All occupied dwelling units                        | 3.6       | 2.8      | 3.1      | 3.3                                | 3.0          | 3.1            | 3.1         | 3.7          | 3.2                | 3.5               | 3.2              | 2.9        | 2.9             | 3.2         | 3.2     | 3.3      | 3.6       |  |
| Owner-occupied dwelling units                      | 3.9       | 3.3      | 3.2      | 3.5                                | 3.2          | 3.1            | 3.1         | 3.9          | 3.3                | 3.7               | 3.3              | 2.9        | 2.9             | 3.3         | 3.3     | 3.5      | 3.8       |  |
| Renter-occupied dwelling units                     | 3.3       | 2.3      | 3.0      | 3.1                                | 2.7          | 2.9            | 3.2         | 3.4          | 3.0                | 3.2               | 3.1              | 2.8        | 2.8             | 3.0         | 3.0     | 3.1      | 3.3       |  |
| PERSONS PER ROOM                                   |           |          |          |                                    |              |                |             |              |                    |                   |                  |            |                 |             |         |          |           |  |
| All occupied dwelling units                        | 1,353     | 1,715    | 1,721    | 1,150                              | 2,830        | 1,893          | 779         | 2,336        | 943                | 697               | 756              | 1,252      | 1,327           | 869         | 1,555   | 2,024    | 2,558     |  |
| 0.75 or less                                       | 672       | 1,416    | 1,249    | 824                                | 1,903        | 1,451          | 606         | 1,386        | 555                | 484               | 425              | 927        | 1,023           | 665         | 1,084   | 1,280    | 1,443     |  |
| 0.76 to 1.00                                       | 377       | 245      | 357      | 239                                | 674          | 330            | 137         | 581          | 303                |                   |                  |            |                 |             |         |          |           |  |

## HOUSING—GENERAL CHARACTERISTICS

Table 22.—OCCUPANCY CHARACTERISTICS, TYPE OF STRUCTURE, NUMBER OF ROOMS, CONDITION AND PLUMBING FACILITIES, AND NUMBER OF PERSONS, FOR URBAN PLACES OF 2,500 TO 10,000: 1950—Con.

(Percent not shown where less than 0.1; median not shown where base is less than 100)

| Subject  | Oly-phant | Ox-ford | Pal-merton | Pal-myra | Paoli (uninc.) | Park-burg | Park-ville (uninc.) | Patton | Pen Argyl | Pen-brook | Per-kasie | Phil-ips-burg | Pit-cairn | Pleasant Hills | Polk | Por-tage | Port Alle-gany |
|--|-----------|---------|------------|----------|----------------|-----------|---------------------|--------|-----------|-----------|-----------|---------------|-----------|----------------|------|----------|----------------|
| All dwelling units                                 | 2,010     | 972     | 1,929      | 1,906    | 851            | 739       | 1,011               | 851    | 1,204     | 1,191     | 1,418     | 1,275         | 1,731     | 1,118          | 197  | 1,182    | 883            |
| Urban-farm dwelling units                          | 4         | 12      | ...        | 6        | ...            | 4         | 14                  | ...    | 2         | 2         | 30        | ...           | 1         | 6              | 4    | ...      | 8              |
| OCCUPANCY, TENURE, AND RACE                        |           |         |            |          |                |           |                     |        |           |           |           |               |           |                |      |          |                |
| Occupied dwelling units                            | 1,988     | 954     | 1,900      | 1,888    | 831            | 729       | 987                 | 841    | 1,186     | 1,174     | 1,317     | 1,241         | 1,719     | 1,085          | 191  | 1,159    | 863            |
| Owner occupied                                     | 990       | 547     | 1,101      | 938      | 600            | 413       | 607                 | 572    | 728       | 747       | 935       | 662           | 863       | 995            | 119  | 668      | 559            |
| Percent of all occupied                            | 49.8      | 57.3    | 57.9       | 49.7     | 72.2           | 56.7      | 61.5                | 68.0   | 61.4      | 63.6      | 71.0      | 53.3          | 50.2      | 91.7           | 62.3 | 57.6     | 64.8           |
| White  | 987       | 504     | 1,101      | 938      | 584            | 389       | 607                 | 572    | 728       | 747       | 935       | 658           | 863       | 995            | 119  | 668      | 559            |
| Negro  | ...       | 1       | ...        | ...      | 16             | 24        | ...                 | ...    | ...       | ...       | ...       | 4             | ...       | ...            | ...  | ...      | ...            |
| Other races  | ...       | ...     | ...        | ...      | ...            | ...       | ...                 | ...    | ...       | ...       | ...       | ...           | ...       | ...            | ...  | ...      | ...            |
| Renter occupied                                    | 998       | 407     | 799        | 950      | 231            | 316       | 380                 | 269    | 458       | 427       | 382       | 579           | 856       | 89             | 72   | 491      | 304            |
| White  | 998       | 383     | 799        | 950      | 218            | 302       | 380                 | 269    | 456       | 427       | 382       | 576           | 854       | 1              | ...  | ...      | 1              |
| Negro  | ...       | 24      | ...        | ...      | 13             | 14        | ...                 | ...    | 2         | ...       | ...       | 3             | ...       | 1              | ...  | ...      | ...            |
| Other races  | ...       | ...     | ...        | ...      | ...            | ...       | ...                 | ...    | ...       | ...       | ...       | ...           | ...       | ...            | ...  | ...      | ...            |
| Nonresident dwelling units                         | ...       | ...     | ...        | ...      | ...            | ...       | ...                 | ...    | ...       | ...       | ...       | ...           | ...       | ...            | ...  | ...      | ...            |
| Vacant dwelling units                              | 22        | 18      | 29         | 18       | 20             | 10        | 24                  | 9      | 18        | 17        | 101       | 34            | 10        | 32             | 5    | 23       | 20             |
| Nonseasonal not dilapidated, for rent or sale      | 8         | 7       | 16         | 12       | 11             | 2         | 6                   | 6      | 13        | 14        | 8         | 10            | 4         | 20             | 1    | 6        | 9              |
| Percent of all dwelling units                      | 0.4       | 0.7     | 0.8        | 0.6      | 1.3            | 0.3       | 0.6                 | 0.7    | 1.1       | 1.2       | 0.6       | 0.8           | 0.2       | 1.8            | 0.5  | 0.5      | 1.0            |
| For rent   | 4         | 4       | 10         | 9        | 3              | 2         | 3                   | 4      | 11        | 11        | 5         | 7             | 4         | ...            | 1    | 5        | 8              |
| For sale only                                      | 4         | 3       | 6          | 3        | 8              | ...       | 3                   | 2      | 2         | 3         | 3         | 3             | ...       | 20             | ...  | 1        | 1              |
| Nonseasonal not dilapidated, not for rent or sale  | 5         | 8       | 12         | 6        | 6              | 7         | 10                  | ...    | 5         | 2         | 9         | 13            | 3         | 10             | 4    | 12       | 7              |
| Nonseasonal dilapidated                            | 4         | 2       | ...        | ...      | 2              | 1         | ...                 | 2      | ...       | 1         | 1         | 10            | 3         | 1              | ...  | 5        | 2              |
| Seasonal   | 5         | 1       | 1          | ...      | 1              | ...       | 8                   | 1      | ...       | ...       | 83        | 1             | ...       | 1              | ...  | ...      | 2              |
| TYPE OF STRUCTURE                                  |           |         |            |          |                |           |                     |        |           |           |           |               |           |                |      |          |                |
| 1 dwelling unit, detached                          | 993       | 432     | 791        | 625      | 525            | 226       | 661                 | 608    | 498       | 346       | 562       | 686           | 760       | 1,011          | 148  | 720      | 598            |
| 1 dwelling unit, attached                          | 16        | 24      | 166        | 12       | 5              | 78        | 70                  | 2      | 12        | 14        | 199       | 41            | 40        | ...            | 1    | 26       | 11             |
| 1 and 2 dwelling unit, semidetached                | 166       | 235     | 778        | 622      | 171            | 279       | 130                 | 44     | 570       | 562       | 411       | 93            | 109       | ...            | 3    | 125      | ...            |
| 2 dwelling unit, other                             | 510       | 106     | 108        | 216      | 56             | 62        | 108                 | 104    | 56        | 148       | 134       | 216           | 422       | 36             | 36   | 188      | 188            |
| 3 and 4 dwelling unit                              | 272       | 135     | 55         | 334      | 70             | 53        | 14                  | 73     | 53        | 89        | 68        | 147           | 255       | 7              | 8    | 73       | 53             |
| 5 to 9 dwelling unit                               | 53        | 35      | 28         | 57       | 24             | 22        | ...                 | 19     | ...       | 32        | 41        | 58            | 139       | 8              | ...  | 31       | 32             |
| 10 dwelling unit or more                           | ...       | ...     | ...        | 35       | ...            | 19        | ...                 | ...    | 15        | ...       | ...       | 29            | ...       | ...            | ...  | 18       | ...            |
| Trailers   | ...       | 5       | 3          | 5        | ...            | ...       | 28                  | 1      | ...       | ...       | 3         | 5             | 6         | 56             | 1    | 1        | 1              |
| NUMBER OF ROOMS                                    |           |         |            |          |                |           |                     |        |           |           |           |               |           |                |      |          |                |
| 1 room   | 10        | 4       | 8          | 16       | 1              | 2         | 7                   | 6      | 3         | 11        | 5         | 10            | 16        | 3              | 2    | 5        | 10             |
| 2 rooms  | 29        | 33      | 21         | 40       | 10             | 13        | 29                  | 27     | 16        | 19        | 34        | 33            | 97        | 19             | 7    | 51       | 25             |
| 3 rooms  | 210       | 110     | 92         | 221      | 44             | 54        | 89                  | 72     | 64        | 146       | 119       | 144           | 185       | 65             | 15   | 119      | 57             |
| 4 rooms  | 417       | 112     | 448        | 387      | 67             | 78        | 153                 | 126    | 101       | 151       | 204       | 201           | 360       | 91             | 25   | 228      | 105            |
| 5 rooms  | 421       | 139     | 278        | 279      | 119            | 132       | 155                 | 173    | 196       | 138       | 173       | 164           | 430       | 279            | 41   | 200      | 132            |
| 6 rooms  | 503       | 214     | 708        | 533      | 290            | 236       | 319                 | 211    | 547       | 426       | 396       | 324           | 387       | 541            | 41   | 321      | 205            |
| 7 rooms  | 169       | 115     | 184        | 263      | 155            | 89        | 120                 | 102    | 160       | 174       | 217       | 152           | 182       | 83             | 32   | 122      | 152            |
| 8 rooms  | 158       | 89      | 110        | 114      | 61             | 56        | 90                  | 70     | 59        | 78        | 83        | 119           | 30        | 5              | 14   | 64       | 110            |
| 9 rooms or more                                    | 69        | 116     | 50         | 49       | 95             | 61        | 36                  | 42     | 25        | 153       | 105       | 23            | 1         | 15             | 48   | 77       | 77             |
| Not reported                                       | 24        | 40      | 30         | 4        | 9              | 18        | 13                  | 22     | 16        | 23        | 34        | 23            | 21        | 31             | 5    | 24       | 10             |
| CONDITION AND PLUMBING FACILITIES                  |           |         |            |          |                |           |                     |        |           |           |           |               |           |                |      |          |                |
| All dwelling units                                 | 2,010     | 972     | 1,929      | 1,906    | 851            | 739       | 1,011               | 851    | 1,204     | 1,191     | 1,418     | 1,275         | 1,731     | 1,118          | 197  | 1,182    | 883            |
| Not dilapidated:                                   | 1,245     | 742     | 1,415      | 1,669    | 780            | 522       | 605                 | 515    | 937       | 1,030     | 1,121     | 1,064         | 1,058     | 1,025          | 145  | 673      | 734            |
| With priv. toilet and bath, and hot running water  | 61        | 21      | 17         | 33       | 11             | 49        | 26                  | 8      | 7         | 6         | 24        | 6             | 3         | 1              | 3    | 19       | 1              |
| With private toilet and bath, and only cold water  | 532       | 108     | 421        | 157      | 22             | 120       | 290                 | 274    | 233       | 62        | 205       | 76            | 261       | 47             | 33   | 384      | 61             |
| With running water, lacking private toilet or bath | 2         | 9       | 37         | 5        | 2              | 7         | 65                  | 5      | 4         | 1         | 22        | 3             | 3         | 9              | 5    | ...      | 3              |
| No running water                                   | 42        | 9       | 4          | 14       | 4              | 4         | 2                   | 10     | 4         | 61        | 5         | 53            | 213       | 4              | ...  | 29       | 34             |
| Dilapidated:                                       | 77        | 41      | 6          | 19       | 20             | 17        | 7                   | 25     | 2         | 1         | 7         | 40            | 110       | 18             | 6    | 57       | 37             |
| Lacking hot water, private toilet or bath          | 51        | 42      | 29         | 9        | 12             | 20        | 16                  | 14     | 17        | 30        | 34        | 33            | 83        | 14             | 5    | 20       | 13             |
| Condition or plumbing facilities not reported      | 998       | 407     | 799        | 950      | 231            | 316       | 380                 | 269    | 458       | 427       | 382       | 579           | 856       | 90             | 72   | 491      | 304            |
| Renter-occupied dwelling units                     | 998       | 407     | 799        | 950      | 231            | 316       | 380                 | 269    | 458       | 427       | 382       | 579           | 856       | 90             | 72   | 491      | 304            |
| Not dilapidated:                                   | 487       | 271     | 480        | 781      | 194            | 184       | 202                 | 123    | 316       | 337       | 241       | 458           | 448       | 48             | 48   | 206      | 213            |
| With priv. toilet and bath, and hot running water  | 44        | 9       | 7          | 24       | 7              | 28        | 9                   | 1      | 4         | 3         | 11        | 3             | 1         | 1              | 1    | 6        | ...            |
| With private toilet and bath, and only cold water  | 353       | 72      | 269        | 111      | 12             | 76        | 143                 | 117    | 127       | 38        | 108       | 48            | 163       | 19             | 18   | 210      | 37             |
| With running water, lacking private toilet or bath | 1         | 7       | 22         | 4        | 1              | 6         | 21                  | 3      | 3         | ...       | 9         | 2             | ...       | 2              | 1    | ...      | 1              |
| No running water                                   | 21        | 6       | 3          | 10       | 3              | 2         | ...                 | 4      | 3         | 33        | 1         | 35            | 115       | 3              | ...  | 20       | 20             |
| Dilapidated:                                       | 66        | 28      | 4          | 15       | 11             | 14        | 3                   | 19     | ...       | 1         | 1         | 26            | 84        | 13             | 3    | 43       | 28             |
| With priv. toilet and bath, and hot running water  | 26        | 14      | 14         | 5        | 3              | 6         | 2                   | 2      | 5         | 15        | 11        | 7             | 45        | 4              | 1    | 6        | 5              |
| Lacking hot water, private toilet or bath          | ...       | ...     | ...        | ...      | ...            | ...       | ...                 | ...    | ...       | ...       | ...       | ...           | ...       | ...            | ...  | ...      | ...            |
| Condition or plumbing facilities not reported      | ...       | ...     | ...        | ...      | ...            | ...       | ...                 | ...    | ...       | ...       | ...       | ...           | ...       | ...            | ...  | ...      | ...            |
| NUMBER OF PERSONS                                  |           |         |            |          |                |           |                     |        |           |           |           |               |           |                |      |          |                |
| All occupied dwelling units                        | 1,988     | 954     | 1,900      | 1,888    | 831            | 729       | 987                 | 841    | 1,186     | 1,174     | 1,317     | 1,241         | 1,719     | 1,085          | 191  | 1,159    | 863            |
| 1 person   | 140       | 104     | 100        | 129      | 39             | 65        | 61                  | 57     | 82        | 84        | 77        | 110           | 117       | 17             | 18   | 72       | 126            |
| 2 persons  | 434       | 323     | 524        | 605      | 222            | 164       | 274                 | 179    | 357       | 370       | 404       | 358           | 455       | 234            | 68   | 259      | 264            |
| 3 persons  | 502       | 193     | 483        | 547      | 217            | 204       | 259                 | 206    | 322       | 318       | 336       | 336           | 466       | 318            | 44   | 248      | 227            |
| 4 persons  | 424       | 160     | 391        | 337      | 162            | 135       | 208                 | 134    | 219       | 233       | 276       | 227           | 353       | 308            | 28   | 246      | 142            |
| 5 persons  | 260       | 87      | 204        | 166      | 94             | 71        | 108                 | 137    | 124       | 97        | 113       | 122           | 185       | 140            | 18   | 154      | 68             |
| 6 persons  | 116       | 43      | 111        | 59       | 56             | 41        | 40                  | 63     | 46        | 41        | 60        | 55            | 76        | 46             | 10   | 103      | 21             |
| 7 persons  | 61        | 20      | 51         | 25       | 22             | 25        | 18                  | 35     | 22        | 20        | 31        | 19            | 28        | 16             | ...  | 36       | 10             |
| 8 persons  | 31        | 14      | 16         | 10       | 6              | 10        | 16                  | 15     | 10        | 6         | 9         | 7             | 22        | 4              | 2    | 17       | 1              |
| 9 persons  | 11        | 2       | 15         | 7        | 3              | 5         | 1                   | 6      | 1         | 1         | 5         | 4             | 10        | 1              | 3    | 6        | 3              |
| 10 persons or more                                 | 9         | 8       | 5          | 3        | 10             | 9         | 2                   | 9      | 3         | 4         | 6         | 3             | 7         | 1              | ...  | 18       | 1              |
| Median number of persons:                          | 3.3       | 2.8     | 3.2        | 2.9      | 3.2            | 3.2       | 3.1                 | 3.4    | 3.0       | 2.9       | 3.0       | 3.0           | 3.1       | 3.4            | 2.7  | 3.5      | 2.7            |
| All occupied dwelling units                        | 3.5       | 2.7     | 3.1        | 2.9      | 3.3            | 3.2       | 3.0                 | 3.5    | 3.0       | 3.1       | 3.1       | 3.0           | 3.3       | 3.5            | 2.7  | 3.7      | 2.7            |
| Owner-occupied dwelling units                      | 3.2       | 2.8     | 3.3        | 2.8      | 2.9            | 3.1       | 3.3                 | 3.2    | 3.0       | 2.7       | 2.8       | 2.9           | ...       | ...            | ...  | 3.2      | 2.7            |
| Renter-occupied dwelling units                     | ...       | ...     | ...        | ...      | ...            | ...       | ...                 | ...    | ...       | ...       | ...       | ...           | ...       | ...            | ...  | ...      | ...            |
| PERSONS PER ROOM                                   |           |         |            |          |                |           |                     |        |           |           |           |               |           |                |      |          |                |
| All occupied dwelling units                        | 1,988     | 954     | 1,900      | 1,888    | 831            | 729       | 987                 | 841    | 1,186     | 1,174     | 1,317     | 1,241         | 1,719     | 1,085          | 191  | 1,159    | 863            |
| 0.75 or less                                       | 1,241     | 698     | 1,310      | 1,449    | 640            | 520       | 721                 | 505    | 923       | 913       | 1,002     | 925           | 1,058     | 737            | 148  | 685      | 720            |
| 0.76 to 1.00                                       | 534       | 155     | 376        | 340      | 144            | 150       | 193                 | 208    | 194       | 185       | 218       | 223           | 463       | 256            | 29   | 303      | 103            |
| 1.01 to 1.50                                       | 156       | 52      | 141        | 80       | 32             | 38        | 48</                |        |           |           |           |               |           |                |      |          |                |

Table 22.—OCCUPANCY CHARACTERISTICS, TYPE OF STRUCTURE, NUMBER OF ROOMS, CONDITION AND PLUMBING FACILITIES, AND NUMBER OF PERSONS, FOR URBAN PLACES OF 2,500 TO 10,000: 1950—Con.

[Percent not shown where less than 0.1; median not shown where base is less than 100]

| Subject  | Port Carbon | Port Vue | Prospect Park | Punxsutawney | Quakertown | Rankin | Red Lion | Renovo | Re-public-Cardale (uninc.) | Reynoldsville | Ridgeway | Ridley Park | Roaring Spring | Rocheester | Rocky Grove (uninc.) | Royersford | St. Clair |  |
|--|-------------|----------|---------------|--------------|------------|--------|----------|--------|----------------------------|---------------|----------|-------------|----------------|------------|----------------------|------------|-----------|--|
| All dwelling units                                 | 839         | 1,304    | 1,790         | 2,851        | 1,813      | 1,731  | 1,663    | 1,115  | 866                        | 1,058         | 1,920    | 1,545       | 860            | 2,168      | 896                  | 1,185      | 1,622     |  |
| Urban-farm dwelling units                          | ...         | 4        | ...           | 5            | 4          | ...    | 4        | 1      | 2                          | 1             | 6        | ...         | 2              | ...        | ...                  | 1          | ...       |  |
| <b>OCCUPANCY, TENURE, AND RACE</b>                 |             |          |               |              |            |        |          |        |                            |               |          |             |                |            |                      |            |           |  |
| Occupied dwelling units                            | 825         | 1,293    | 1,772         | 2,778        | 1,788      | 1,714  | 1,650    | 1,090  | 858                        | 1,037         | 1,902    | 1,505       | 846            | 2,128      | 887                  | 1,159      | 1,596     |  |
| Owner occupied                                     | 494         | 975      | 1,312         | 1,737        | 1,137      | 574    | 1,088    | 496    | 483                        | 697           | 1,191    | 1,008       | 515            | 1,259      | 627                  | 760        | 948       |  |
| Percent of all occupied                            | 59.9        | 75.4     | 74.0          | 66.1         | 63.6       | 33.5   | 65.9     | 45.5   | 56.3                       | 67.2          | 62.6     | 67.0        | 60.9           | 59.2       | 70.7                 | 65.6       | 59.4      |  |
| White  | 494         | 972      | 1,302         | 1,660        | 1,136      | 503    | 1,088    | 496    | 471                        | 697           | 1,191    | 1,008       | 515            | 1,226      | 627                  | 760        | 947       |  |
| Negro  | ...         | 3        | 10            | ...          | 1          | ...    | ...      | ...    | ...                        | ...           | ...      | ...         | ...            | 33         | ...                  | ...        | 1         |  |
| Other races  | ...         | ...      | ...           | 1            | ...        | ...    | ...      | ...    | ...                        | ...           | ...      | ...         | ...            | ...        | ...                  | ...        | ...       |  |
| Renter occupied                                    | 331         | 318      | 460           | 1,117        | 651        | 1,140  | 562      | 594    | 375                        | 340           | 711      | 497         | 331            | 869        | 260                  | 399        | 648       |  |
| White  | 331         | 315      | 451           | 1,117        | 649        | 718    | 562      | 593    | 350                        | 340           | 711      | 496         | 331            | 849        | 260                  | 399        | 647       |  |
| Negro  | ...         | 3        | 9             | ...          | 2          | 422    | ...      | ...    | 25                         | ...           | ...      | ...         | 1              | 20         | ...                  | ...        | 1         |  |
| Other races  | ...         | ...      | ...           | ...          | ...        | ...    | ...      | 1      | ...                        | ...           | ...      | ...         | ...            | ...        | ...                  | ...        | ...       |  |
| Nonresident dwelling units                         | ...         | 1        | ...           | ...          | ...        | ...    | ...      | 1      | ...                        | ...           | ...      | ...         | ...            | ...        | ...                  | 1          | ...       |  |
| Vacant dwelling units                              | 14          | 10       | 18            | 71           | 22         | 17     | 12       | 24     | 8                          | 21            | 17       | 39          | 14             | 36         | 9                    | 25         | 26        |  |
| Nonseasonal not dilapidated, for rent or sale      | 3           | 1        | 10            | 24           | 14         | 5      | 8        | 4      | 4                          | 8             | 6        | 25          | 5              | 21         | 3                    | 19         | 3         |  |
| Percent of all dwelling units                      | 0.4         | 0.1      | 0.6           | 0.8          | 0.8        | 0.3    | 0.3      | 0.7    | 0.5                        | 0.8           | 0.3      | 1.6         | 0.6            | 1.0        | 0.3                  | 1.6        | 0.2       |  |
| For rent   | 2           | 1        | 5             | 20           | 5          | 4      | 1        | 4      | 3                          | 8             | 5        | 22          | 4              | 15         | 1                    | 9          | 3         |  |
| For sale only                                      | 1           | ...      | 5             | 4            | 9          | 1      | 4        | 4      | 1                          | ...           | 1        | 3           | 1              | 6          | 2                    | 10         | ...       |  |
| Nonseasonal not dilapidated, not for rent or sale  | 9           | 5        | 6             | 22           | 5          | 7      | 7        | 9      | 3                          | 11            | 10       | 13          | 7              | 9          | 5                    | 1          | 13        |  |
| Nonseasonal dilapidated                            | 2           | ...      | 2             | 6            | ...        | 2      | ...      | 6      | 1                          | 2             | ...      | ...         | 2              | 6          | 1                    | 4          | 2         |  |
| Seasonal   | ...         | 4        | ...           | 19           | 3          | ...    | ...      | 1      | ...                        | ...           | 1        | ...         | ...            | ...        | ...                  | 1          | 8         |  |
| <b>TYPE OF STRUCTURE</b>                           |             |          |               |              |            |        |          |        |                            |               |          |             |                |            |                      |            |           |  |
| 1 dwelling unit, detached                          | 396         | 949      | 742           | 1,841        | 651        | 425    | 464      | 429    | 400                        | 780           | 1,160    | 850         | 565            | 1,228      | 727                  | 273        | 696       |  |
| 1 dwelling unit, attached                          | 27          | 1        | 37            | 30           | 303        | 183    | 153      | 17     | ...                        | 14            | 8        | 5           | 37             | 5          | 38                   | 248        | ...       |  |
| 1 and 2 dwelling unit, semidetached                | 225         | 17       | 563           | 110          | 481        | 36     | 763      | 224    | 81                         | 53            | 2        | 129         | 46             | 54         | 72                   | 493        | 479       |  |
| 2 dwelling unit, other                             | 84          | 278      | 192           | 572          | 214        | 364    | 130      | 188    | 268                        | 148           | 482      | 148         | 176            | 502        | 76                   | 46         | 88        |  |
| 3 and 4 dwelling unit                              | 80          | 50       | 183           | 194          | 122        | 350    | 56       | 111    | 81                         | 41            | 220      | 186         | 48             | 246        | 15                   | 212        | 85        |  |
| 5 to 9 dwelling unit                               | 27          | 6        | 46            | 69           | 39         | 338    | 66       | 74     | 35                         | 20            | 46       | 155         | 20             | 88         | ...                  | 123        | 26        |  |
| 10 dwelling unit or more                           | ...         | ...      | 25            | 31           | ...        | 33     | 29       | 71     | ...                        | ...           | ...      | 66          | ...            | 10         | ...                  | ...        | ...       |  |
| Trailers   | ...         | 3        | 2             | 4            | 3          | 2      | 2        | 1      | 1                          | 2             | 2        | 1           | ...            | 3          | 1                    | ...        | ...       |  |
| <b>NUMBER OF ROOMS</b>                             |             |          |               |              |            |        |          |        |                            |               |          |             |                |            |                      |            |           |  |
| 1 room   | 1           | 3        | 1             | 19           | 5          | 39     | 20       | 4      | 18                         | 7             | 8        | 6           | 3              | 44         | 5                    | 9          | 15        |  |
| 2 rooms  | 12          | 63       | 10            | 62           | 30         | 173    | 37       | 11     | 53                         | 19            | 34       | 18          | 20             | 159        | 13                   | 18         | 26        |  |
| 3 rooms  | 40          | 127      | 55            | 198          | 174        | 327    | 91       | 44     | 106                        | 74            | 163      | 101         | 61             | 294        | 65                   | 101        | 75        |  |
| 4 rooms  | 96          | 354      | 210           | 379          | 233        | 577    | 169      | 82     | 297                        | 130           | 255      | 181         | 133            | 331        | 82                   | 154        | 208       |  |
| 5 rooms  | 132         | 396      | 244           | 511          | 224        | 287    | 200      | 146    | 204                        | 163           | 309      | 198         | 130            | 409        | 215                  | 141        | 255       |  |
| 6 rooms  | 323         | 247      | 735           | 831          | 527        | 184    | 751      | 430    | 123                        | 286           | 547      | 453         | 267            | 587        | 288                  | 255        | 601       |  |
| 7 rooms  | 82          | 92       | 294           | 366          | 314        | 89     | 170      | 155    | 27                         | 174           | 266      | 251         | 119            | 148        | 141                  | 173        | 206       |  |
| 8 rooms  | 87          | 1        | 97            | 255          | 102        | 4      | 128      | 143    | 21                         | 135           | 186      | 109         | 72             | 88         | 48                   | 182        | 132       |  |
| 9 rooms or more                                    | 55          | 2        | 115           | 163          | 164        | 2      | 74       | 91     | 7                          | 99            | 110      | 198         | 50             | 65         | 30                   | 136        | 79        |  |
| Not reported                                       | 11          | 19       | 29            | 67           | 40         | 49     | 23       | 9      | 10                         | 11            | 42       | 30          | 5              | 43         | 9                    | 16         | 25        |  |
| <b>CONDITION AND PLUMBING FACILITIES</b>           |             |          |               |              |            |        |          |        |                            |               |          |             |                |            |                      |            |           |  |
| All dwelling units                                 | 839         | 1,304    | 1,790         | 2,851        | 1,813      | 1,731  | 1,663    | 1,115  | 866                        | 1,058         | 1,920    | 1,545       | 860            | 2,168      | 896                  | 1,185      | 1,622     |  |
| Not dilapidated:                                   |             |          |               |              |            |        |          |        |                            |               |          |             |                |            |                      |            |           |  |
| With priv. toilet and bath, and hot running water  | 658         | 995      | 1,679         | 2,316        | 1,508      | 1,100  | 1,371    | 940    | 447                        | 767           | 1,770    | 1,515       | 622            | 1,545      | 738                  | 975        | 1,137     |  |
| With private toilet and bath, and only cold water  | 10          | 25       | 17            | 23           | 78         | 43     | 37       | 53     | 34                         | 11            | 2        | 2           | 25             | 15         | 11                   | 10         | 12        |  |
| With running water, lacking private toilet or bath | 148         | 254      | 33            | 289          | 188        | 407    | 182      | 79     | 301                        | 171           | 106      | 4           | 130            | 428        | 106                  | 128        | 425       |  |
| No running water                                   | 3           | 9        | ...           | 14           | 7          | 1      | 5        | 2      | 21                         | 9             | 3        | 2           | 1              | 8          | 2                    | 2          | 8         |  |
| Dilapidated:                                       |             |          |               |              |            |        |          |        |                            |               |          |             |                |            |                      |            |           |  |
| With priv. toilet and bath, and hot running water  | 3           | 3        | 17            | 52           | 5          | 26     | 7        | 6      | 12                         | 11            | 12       | 3           | 32             | 59         | 9                    | 37         | 2         |  |
| Lacking hot water, private toilet or bath          | 4           | 2        | 18            | 65           | 13         | 123    | 32       | 13     | 43                         | 62            | 8        | 1           | 43             | 51         | 18                   | 17         | 15        |  |
| Condition or plumbing facilities not reported      | 13          | 16       | 26            | 92           | 14         | 31     | 29       | 22     | 8                          | 27            | 19       | 18          | 7              | 62         | 12                   | 16         | 23        |  |
| Renter-occupied dwelling units                     | 331         | 318      | 460           | 1,117        | 651        | 1,140  | 562      | 594    | 375                        | 340           | 711      | 497         | 331            | 869        | 260                  | 399        | 648       |  |
| Not dilapidated:                                   |             |          |               |              |            |        |          |        |                            |               |          |             |                |            |                      |            |           |  |
| With priv. toilet and bath, and hot running water  | 243         | 164      | 398           | 877          | 487        | 623    | 376      | 476    | 175                        | 212           | 622      | 480         | 198            | 505        | 175                  | 274        | 343       |  |
| With private toilet and bath, and only cold water  | 7           | 10       | 8             | 6            | 41         | 35     | 21       | 38     | 7                          | 1             | ...      | 1           | 10             | 9          | 4                    | 7          | 8         |  |
| With running water, lacking private toilet or bath | 74          | 132      | 21            | 148          | 105        | 325    | 113      | 55     | 134                        | 81            | 67       | 3           | 77             | 247        | 59                   | 72         | 272       |  |
| No running water                                   | 2           | 5        | ...           | 6            | 4          | 1      | 3        | 2      | 17                         | 4             | 2        | 2           | 1              | 7          | 1                    | 1          | 7         |  |
| Dilapidated:                                       |             |          |               |              |            |        |          |        |                            |               |          |             |                |            |                      |            |           |  |
| With priv. toilet and bath, and hot running water  | 3           | 2        | 8             | 25           | 1          | 21     | 4        | 2      | 7                          | 6             | 8        | 2           | 14             | 37         | 4                    | 26         | ...       |  |
| Lacking hot water, private toilet or bath          | 1           | 1        | 15            | 31           | 9          | 115    | 31       | 8      | 33                         | 21            | 5        | 1           | 28             | 38         | 16                   | 14         | 11        |  |
| Condition or plumbing facilities not reported      | 1           | 4        | 10            | 24           | 4          | 20     | 14       | 13     | 2                          | 15            | 7        | 8           | 3              | 26         | 1                    | 5          | 7         |  |
| <b>NUMBER OF PERSONS</b>                           |             |          |               |              |            |        |          |        |                            |               |          |             |                |            |                      |            |           |  |
| All occupied dwelling units                        | 825         | 1,293    | 1,772         | 2,778        | 1,788      | 1,714  | 1,650    | 1,090  | 858                        | 1,037         | 1,902    | 1,505       | 846            | 2,128      | 887                  | 1,159      | 1,596     |  |
| 1 person   | 52          | 39       | 83            | 280          | 133        | 99     | 147      | 81     | 80                         | 111           | 177      | 96          | 78             | 165        | 48                   | 90         | 94        |  |
| 2 persons  | 177         | 250      | 532           | 805          | 565        | 349    | 529      | 309    | 197                        | 274           | 553      | 491         | 204            | 644        | 215                  | 322        | 319       |  |
| 3 persons  | 200         | 365      | 497           | 678          | 464        | 374    | 441      | 260    | 213                        | 210           | 468      | 375         | 242            | 549        | 231                  | 295        | 417       |  |
| 4 persons  | 182         | 321      | 354           | 500          | 359        | 346    | 292      | 216    | 153                        | 203           | 371      | 263         | 175            | 375        | 210                  | 237        | 331       |  |
| 5 persons  | 107         | 177      | 178           | 272          | 167        | 255    | 149      | 109    | 114                        | 127           | 183      | 163         | 81             | 193        | 99                   | 104        | 216       |  |
| 6 persons  | 59          | 84       | 69            | 137          | 65         | 146    | 58       | 52     | 53                         | 46            | 88       | 59          | 40             | 110        | 41                   | 64         | 130       |  |
| 7 persons  | 22          | 28       | 32            | 55           | 21         | 72     | 16       | 39     | 27                         | 32            | 36       | 26          | 32             | 51         | 18                   | 30         | 49        |  |
| 8 persons  | 9           | 17       | 13            | 30           | 8          | 32     | 11       | 12     | 10                         | 22            | 15       | 11          | 10             | 19         | 15                   | 10         | 21        |  |
| 9 persons  | 9           | 7        | 7             | 10           | 4          | 20     | 3        | 9      | 4                          | 7             | 6        | 7           | 1              | 9          | 4                    | 4          | 13        |  |
| 10 persons or more                                 | 8           | 5        | 7             | 11           | 2          | 21     | 4        | 3      | 7                          | 5             | 5        | 4           | 3              | 13         | 6                    | 3          | 6         |  |
| Median number of persons:                          |             |          |               |              |            |        |          |        |                            |               |          |             |                |            |                      |            |           |  |
| All occupied dwelling units                        | 3.4         | 3.5      | 3.0           | 2.9          | 2.9        | 3.6    | 2.8      | 3.1    | 3.2                        | 3.1           | 3.0      | 2.9         | 3.1            | 3.0        | 3.3                  | 3.1        | 3.4       |  |
| Owner-occupied dwelling units                      | 3.6         | 3.6      | 3.2           | 3.0          | 3.0        | 3.9    | 2.8      | 3.2    | 3.5                        | 3.3           | 3.2      | 3.2         | 3.2            | 3.2        | 3.3                  | 3.2        | 3.5       |  |
| Renter-occupied dwelling units                     | 3.2         | 3.1      | 2.7           | 2.9          | 2.8        | 3.4    | 2.8      | 3.0    | 3.0                        | 2.8           | 2.6      | 2.4         | 3.0            | 2.6        | 3.2                  | 2.9        | 3.3       |  |
| <b>PERSONS PER ROOM</b>                            |             |          |               |              |            |        |          |        |                            |               |          |             |                |            |                      |            |           |  |
| All occupied dwelling units                        | 825         | 1,293    | 1,772         | 2,778        | 1,788      | 1,714  | 1,650    | 1,090  | 858                        | 1,037         | 1,902    | 1,505       | 846            | 2,128      | 887                  | 1,159      | 1,596     |  |
| 0.75 or less                                       | 577         | 590      | 1,358         | 2,092        | 1,428      | 608    | 1,320    | 862    | 462                        | 761           | 1,444    | 1,190       | 652            | 1,344      | 630                  | 919        | 1,053     |  |
| 0.76 to 1.00                                       | 188         | 452      | 316           | 486          |            |        |          |        |                            |               |          |             |                |            |                      |            |           |  |

Table 22.—OCCUPANCY CHARACTERISTICS, TYPE OF STRUCTURE, NUMBER OF ROOMS, CONDITION AND PLUMBING FACILITIES, AND NUMBER OF PERSONS, FOR URBAN PLACES OF 2,500 TO 10,000: 1950—Con.

[Percent not shown where less than 0.1; median not shown where base is less than 100]

| Subject  | St. Marys | Sayre | Schuyllkill Haven | Seottdale | Selingsgrove | Sevickley | Sharon Hill | Sharpsburg | Sharpsville | Shillington | Shipensburg | Slatington | Somerset | Souderton | South Connelville | South Fork | South Greensburg |
|--|-----------|-------|-------------------|-----------|--------------|-----------|-------------|------------|-------------|-------------|-------------|------------|----------|-----------|-------------------|------------|------------------|
| All dwelling units                                 | 2,120     | 2,301 | 2,055             | 1,960     | 1,068        | 1,780     | 1,533       | 1,942      | 1,571       | 1,632       | 1,898       | 1,290      | 1,951    | 1,371     | 744               | 777        | 854              |
| Urban-farm dwelling units                          | 2         | 1     | 5                 | 6         | 2            | ...       | ...         | ...        | 1           | 1           | 3           | 3          | 8        | 5         | ...               | ...        | ...              |
| OCCUPANCY, TENURE, AND RACE                        |           |       |                   |           |              |           |             |            |             |             |             |            |          |           |                   |            |                  |
| Occupied dwelling units                            | 2,098     | 2,252 | 2,024             | 1,907     | 1,042        | 1,736     | 1,510       | 1,922      | 1,552       | 1,612       | 1,849       | 1,266      | 1,896    | 1,361     | 730               | 764        | 836              |
| Owner occupied                                     | 1,374     | 1,497 | 1,360             | 1,089     | 596          | 871       | 1,152       | 866        | 1,050       | 1,279       | 863         | 679        | 1,026    | 948       | 423               | 377        | 533              |
| Percent of all occupied                            | 65.5      | 66.3  | 67.2              | 57.1      | 57.2         | 50.2      | 76.3        | 45.1       | 70.2        | 79.3        | 46.7        | 53.6       | 54.1     | 69.7      | 57.9              | 49.3       | 63.8             |
| White  | 1,374     | 1,496 | 1,360             | 1,084     | 596          | 777       | 1,148       | 864        | 1,080       | 1,279       | 849         | 679        | 1,019    | 948       | 417               | 377        | 533              |
| Negro  | ...       | ...   | ...               | ...       | ...          | ...       | ...         | ...        | ...         | ...         | ...         | ...        | ...      | ...       | ...               | ...        | ...              |
| Other races  | ...       | ...   | ...               | ...       | ...          | ...       | ...         | ...        | ...         | ...         | ...         | ...        | ...      | ...       | ...               | ...        | ...              |
| Renter occupied                                    | 724       | 755   | 664               | 818       | 446          | 865       | 358         | 1,056      | 462         | 333         | 986         | 587        | 870      | 413       | 307               | 387        | 303              |
| White  | 724       | 755   | 663               | 811       | 445          | 758       | 355         | 1,020      | 445         | 333         | 981         | 587        | 869      | 413       | 306               | 387        | 303              |
| Negro  | ...       | ...   | ...               | ...       | ...          | ...       | ...         | ...        | ...         | ...         | ...         | ...        | ...      | ...       | ...               | ...        | ...              |
| Other races  | ...       | ...   | ...               | ...       | ...          | ...       | ...         | ...        | ...         | ...         | ...         | ...        | ...      | ...       | ...               | ...        | ...              |
| Nonresident dwelling units                         | ...       | ...   | ...               | ...       | ...          | ...       | ...         | ...        | ...         | ...         | ...         | ...        | ...      | ...       | ...               | ...        | ...              |
| Vacant dwelling units                              | 22        | 49    | 30                | 53        | 25           | 42        | 23          | 20         | 19          | 20          | 48          | 24         | 55       | 10        | 14                | 13         | 18               |
| Nonseasonal not dilapidated, for rent or sale      | 7         | 30    | 16                | 30        | 2            | 17        | 7           | 8          | 9           | 4           | 21          | 10         | 6        | 3         | 7                 | 10         | 7                |
| Percent of all dwelling units                      | 0.3       | 1.3   | 0.8               | 1.5       | 0.2          | 1.0       | 0.5         | 0.4        | 0.6         | 0.2         | 1.1         | 0.8        | 0.3      | 0.2       | 0.9               | 1.3        | 0.8              |
| For rent   | 2         | 24    | 9                 | 22        | 2            | 12        | 6           | 5          | 6           | 1           | 16          | 5          | 5        | 3         | 6                 | 5          | 5                |
| For sale only                                      | 5         | 6     | 7                 | 8         | ...          | 5         | 1           | 3          | 3           | 3           | 5           | 1          | 1        | ...       | 1                 | 5          | 2                |
| Nonseasonal not dilapidated, not for rent or sale  | 11        | 11    | 11                | 15        | 15           | 21        | 16          | 5          | 7           | 16          | 21          | 14         | 26       | 5         | ...               | 2          | 9                |
| Nonseasonal dilapidated                            | 4         | 5     | 3                 | 6         | 3            | 3         | ...         | 7          | 3           | ...         | 4           | ...        | 3        | ...       | 6                 | 1          | 2                |
| Seasonal   | ...       | 3     | ...               | 2         | 5            | 1         | ...         | ...        | ...         | ...         | 2           | ...        | 20       | 2         | 1                 | ...        | ...              |
| TYPE OF STRUCTURE                                  |           |       |                   |           |              |           |             |            |             |             |             |            |          |           |                   |            |                  |
| 1 dwelling unit, detached                          | 1,276     | 1,517 | 944               | 1,105     | 616          | 934       | 343         | 590        | 1,133       | 607         | 763         | 414        | 1,084    | 492       | 482               | 329        | 546              |
| 1 dwelling unit, attached                          | 5         | 36    | 123               | 17        | 23           | 3         | 384         | 273        | 1           | 114         | 51          | 46         | 12       | 247       | 6                 | 1          | 1                |
| 1 and 2 dwelling unit, semidetached                | 37        | 113   | 595               | 204       | 228          | 94        | 510         | 272        | 36          | 743         | 405         | 541        | 229      | 323       | 95                | 134        | 19               |
| 2 dwelling unit, other                             | 634       | 452   | 214               | 408       | 94           | 386       | 108         | 604        | 258         | 106         | 224         | 120        | 324      | 180       | 98                | 224        | 184              |
| 3 and 4 dwelling unit                              | 127       | 126   | 90                | 122       | 85           | 243       | 104         | 166        | 80          | 44          | 205         | 113        | 194      | 101       | 40                | 82         | 65               |
| 5 to 9 dwelling unit                               | 39        | 57    | 78                | 67        | 15           | 91        | 70          | 37         | 43          | 6           | 89          | 55         | 72       | 28        | 21                | 7          | 26               |
| 10 dwelling unit or more                           | ...       | ...   | 10                | 35        | ...          | 29        | 12          | ...        | 19          | 11          | 158         | ...        | 23       | ...       | ...               | ...        | ...              |
| Trailers   | 2         | ...   | 1                 | 2         | 7            | ...       | 2           | ...        | 1           | 1           | 3           | 1          | 13       | ...       | 2                 | ...        | 13               |
| NUMBER OF ROOMS                                    |           |       |                   |           |              |           |             |            |             |             |             |            |          |           |                   |            |                  |
| 1 room   | 6         | 11    | 10                | 18        | 4            | 37        | 2           | 18         | 17          | 4           | 45          | 5          | 27       | 4         | 10                | 13         | 11               |
| 2 rooms  | 51        | 35    | 27                | 92        | 28           | 73        | 6           | 162        | 39          | 15          | 51          | 15         | 58       | 21        | 61                | 34         | 86               |
| 3 rooms  | 223       | 149   | 132               | 198       | 42           | 217       | 21          | 457        | 132         | 114         | 204         | 68         | 232      | 155       | 103               | 57         | 110              |
| 4 rooms  | 326       | 255   | 259               | 328       | 92           | 334       | 107         | 462        | 220         | 143         | 304         | 162        | 351      | 202       | 180               | 213        | 243              |
| 5 rooms  | 274       | 328   | 257               | 364       | 151          | 308       | 99          | 350        | 417         | 165         | 245         | 260        | 292      | 163       | 135               | 144        | 176              |
| 6 rooms  | 507       | 483   | 746               | 558       | 398          | 437       | 866         | 326        | 484         | 820         | 575         | 436        | 416      | 439       | 156               | 178        | 189              |
| 7 rooms  | 276       | 439   | 287               | 163       | 156          | 139       | 171         | 79         | 150         | 219         | 216         | 152        | 181      | 170       | 39                | 64         | 32               |
| 8 rooms  | 267       | 388   | 206               | 170       | 118          | 106       | 95          | 44         | 62          | 88          | 157         | 107        | 218      | 127       | 32                | 29         | 12               |
| 9 rooms or more                                    | 163       | 181   | 122               | 64        | 64           | 104       | 100         | 20         | 30          | 57          | 88          | 79         | 131      | 82        | 9                 | 35         | 5                |
| Not reported                                       | 27        | 32    | 9                 | 5         | 15           | 25        | 66          | 24         | 20          | 7           | 13          | 7          | 45       | 8         | 19                | 10         | 8                |
| CONDITION AND PLUMBING FACILITIES                  |           |       |                   |           |              |           |             |            |             |             |             |            |          |           |                   |            |                  |
| All dwelling units                                 | 2,120     | 2,301 | 2,055             | 1,960     | 1,068        | 1,780     | 1,533       | 1,942      | 1,571       | 1,632       | 1,898       | 1,290      | 1,951    | 1,371     | 744               | 777        | 854              |
| Not dilapidated:                                   |           |       |                   |           |              |           |             |            |             |             |             |            |          |           |                   |            |                  |
| With priv. toilet and bath, and hot running water  | 1,677     | 1,922 | 1,818             | 1,425     | 915          | 1,506     | 1,481       | 1,082      | 1,268       | 1,533       | 1,441       | 922        | 1,524    | 1,183     | 360               | 410        | 561              |
| With private toilet and bath, and only cold water  | 2         | 17    | 10                | 18        | 4            | 3         | ...         | 21         | 5           | 8           | 27          | 24         | 7        | 29        | 22                | 15         | 8                |
| With running water, lacking private toilet or bath | 217       | 197   | 130               | 393       | 115          | 174       | 9           | 657        | 167         | 62          | 229         | 299        | 194      | 68        | 183               | 271        | 171              |
| No running water                                   | 2         | 4     | 10                | 6         | 7            | ...       | ...         | ...        | 4           | ...         | 11          | 13         | 21       | 5         | 10                | ...        | 4                |
| Dilapidated:                                       |           |       |                   |           |              |           |             |            |             |             |             |            |          |           |                   |            |                  |
| With priv. toilet and bath, and hot running water  | 132       | 45    | 13                | 41        | 5            | 29        | 7           | 30         | 44          | 3           | 34          | 7          | 48       | 49        | 30                | 9          | 47               |
| Lacking hot water, private toilet or bath          | 51        | 32    | 37                | 61        | 6            | 34        | ...         | 101        | 62          | ...         | 132         | 19         | 54       | 16        | 125               | 48         | 39               |
| Condition or plumbing facilities not reported      | 39        | 84    | 37                | 16        | 16           | 34        | 36          | 51         | 21          | 26          | 24          | 6          | 103      | 21        | 14                | 24         | 24               |
| Renter-occupied dwelling units                     | 724       | 755   | 664               | 818       | 446          | 865       | 358         | 1,056      | 462         | 333         | 986         | 587        | 870      | 413       | 307               | 387        | 303              |
| Not dilapidated:                                   |           |       |                   |           |              |           |             |            |             |             |             |            |          |           |                   |            |                  |
| With priv. toilet and bath, and hot running water  | 480       | 555   | 547               | 491       | 363          | 685       | 342         | 468        | 263         | 299         | 697         | 350        | 644      | 328       | 112               | 152        | 155              |
| With private toilet and bath, and only cold water  | ...       | 7     | 7                 | 10        | 4            | 3         | ...         | 14         | 1           | 5           | 16          | 16         | 1        | 17        | 11                | 11         | 3                |
| With running water, lacking private toilet or bath | 138       | 120   | 53                | 236       | 69           | 121       | 7           | 445        | 108         | 25          | 140         | 188        | 115      | 37        | 83                | 163        | 85               |
| No running water                                   | ...       | 3     | 8                 | 2         | 2            | ...       | ...         | ...        | ...         | ...         | 5           | 9          | 9        | 1         | 4                 | ...        | 1                |
| Dilapidated:                                       |           |       |                   |           |              |           |             |            |             |             |             |            |          |           |                   |            |                  |
| With priv. toilet and bath, and hot running water  | 61        | 17    | 6                 | 26        | 2            | 16        | 2           | 20         | 31          | 1           | 28          | 4          | 25       | 18        | 13                | 5          | 23               |
| Lacking hot water, private toilet or bath          | 34        | 19    | 23                | 45        | 2            | 24        | ...         | 82         | 48          | ...         | 89          | 16         | 31       | 7         | 76                | 42         | 26               |
| Condition or plumbing facilities not reported      | 11        | 34    | 20                | 8         | 4            | 16        | 7           | 27         | 11          | 3           | 11          | 4          | 45       | 5         | 8                 | 14         | 10               |
| NUMBER OF PERSONS                                  |           |       |                   |           |              |           |             |            |             |             |             |            |          |           |                   |            |                  |
| All occupied dwelling units                        | 2,098     | 2,252 | 2,024             | 1,907     | 1,042        | 1,736     | 1,510       | 1,922      | 1,552       | 1,612       | 1,849       | 1,266      | 1,896    | 1,361     | 730               | 764        | 836              |
| 1 person   | 140       | 212   | 152               | 159       | 86           | 175       | 50          | 97         | 86          | 100         | 220         | 94         | 173      | 82        | 51                | 66         | 30               |
| 2 persons  | 510       | 646   | 577               | 523       | 301          | 523       | 382         | 393        | 386         | 513         | 561         | 352        | 603      | 424       | 191               | 190        | 213              |
| 3 persons  | 478       | 499   | 554               | 516       | 260          | 409       | 386         | 485        | 407         | 441         | 412         | 324        | 498      | 339       | 179               | 186        | 209              |
| 4 persons  | 382       | 418   | 386               | 362       | 191          | 328       | 339         | 406        | 323         | 316         | 514         | 230        | 329      | 264       | 110               | 152        | 178              |
| 5 persons  | 272       | 254   | 195               | 188       | 106          | 152       | 198         | 259        | 187         | 158         | 177         | 125        | 179      | 138       | 95                | 76         | 108              |
| 6 persons  | 152       | 117   | 97                | 86        | 56           | 80        | 85          | 139        | 98          | 54          | 85          | 81         | 66       | 65        | 50                | 59         | 48               |
| 7 persons  | 85        | 53    | 29                | 40        | 24           | 37        | 37          | 79         | 41          | 20          | 27          | 33         | 24       | 29        | 27                | 20         | 22               |
| 8 persons  | 31        | 27    | 13                | 13        | 11           | 20        | 17          | 37         | 17          | 6           | 18          | 17         | 13       | 9         | 11                | 6          | 9                |
| 9 persons  | 23        | 16    | 12                | 15        | 4            | 3         | 9           | 19         | 3           | 2           | 6           | 2          | 6        | 4         | 10                | 5          | 5                |
| 10 persons or more                                 | 25        | 10    | 9                 | 5         | 3            | 9         | 7           | 8          | 4           | 2           | 9           | 8          | 5        | 7         | 6                 | 4          | 6                |
| Median number of persons:                          |           |       |                   |           |              |           |             |            |             |             |             |            |          |           |                   |            |                  |
| All occupied dwelling units                        | 3.3       | 3.0   | 3.0               | 3.0       | 3.0          | 2.9       | 3.3         | 3.5        | 3.2         | 2.9         | 2.8         | 3.1        | 2.8      | 3.0       | 3.2               | 3.2        | 3.3              |
| Owner-occupied dwelling units                      | 3.6       | 3.2   | 3.1               | 3.1       | 3.0          | 3.2       | 3.5         | 3.8        | 3.4         | 3.0         | 2.9         | 3.0        | 3.0      | 3.2       | 3.3               | 3.3        | 3.5              |
| Renter-occupied dwelling units                     | 2.9       | 2.8   | 2.9               | 2.9       | 3.0          | 2.7       | 2.8         | 3.2        | 3.0         | 2.8         | 2.7         | 3.1        | 2.7      | 2.7       | 3.1               | 3.1        | 3.1              |
| PERSONS PER ROOM                                   |           |       |                   |           |              |           |             |            |             |             |             |            |          |           |                   |            |                  |
| All occupied dwelling units                        | 2,098     | 2,252 | 2,024             | 1,907     | 1,042        | 1,736     | 1,510       | 1,922      | 1,552       | 1,612       | 1,849       | 1,266      | 1,896    | 1,361     | 730               | 764        | 836              |
| 0.75 or less                                       | 1,454     | 1,767 | 1,602             | 1,343     | 817          | 1,236     | 1,081       | 848        | 992         | 1,342       | 1,363       | 938        | 1,423    | 1,063     | 390               | 477        | 431              |
| 0.76 to 1.00                                       | 436       | 350   | 328               | 3         |              |           |             |            |             |             |             |            |          |           |                   |            |                  |

Table 22.—OCCUPANCY CHARACTERISTICS, TYPE OF STRUCTURE, NUMBER OF ROOMS, CONDITION AND PLUMBING FACILITIES, AND NUMBER OF PERSONS, FOR URBAN PLACES OF 2,500 TO 10,000: 1950—Con.

[Percent not shown where less than 0.1; median not shown where base is less than 100]

| Subject  | South Uniontown (uninc.) | Southwest Greensburg | South Williamsport | Spangler | Spring City | Springdale | Stowe (uninc.) | Strabane (uninc.) | Stroudsburg | Summit Hill | Susquehanna Depot | Swarthmore | Swoyersville | Tarantum | Taylor | Throop | Titusville |
|--|--------------------------|----------------------|--------------------|----------|-------------|------------|----------------|-------------------|-------------|-------------|-------------------|------------|--------------|----------|--------|--------|------------|
| All dwelling units                                 | 944                      | 979                  | 1,946              | 775      | 955         | 1,384      | 676            | 1,015             | 2,117       | 1,319       | 753               | 1,264      | 1,992        | 2,909    | 2,038  | 1,580  | 2,949      |
| Urban-farm dwelling units                          | 8                        | 1                    | 8                  | 5        | 1           | ...        | 5              | 2                 | 2           | ...         | ...               | ...        | ...          | 7        | 3      | 1      | 2          |
| OCCUPANCY, TENURE, AND RACE                        |                          |                      |                    |          |             |            |                |                   |             |             |                   |            |              |          |        |        |            |
| Occupied dwelling units                            | 924                      | 964                  | 1,911              | 762      | 941         | 1,365      | 664            | 991               | 2,050       | 1,300       | 702               | 1,236      | 1,985        | 2,867    | 2,001  | 1,564  | 2,830      |
| Owner occupied                                     | 440                      | 587                  | 1,313              | 483      | 629         | 776        | 495            | 444               | 943         | 431         | 839               | 1,283      | 1,452        | 2,025    | 1,025  | 943    | 1,593      |
| Percent of all occupied                            | 47.6                     | 60.9                 | 68.7               | 63.4     | 66.8        | 56.8       | 74.5           | 44.8              | 46.0        | 69.9        | 61.4              | 64.6       | 50.6         | 51.2     | 60.3   | 60.3   | 56.3       |
| White  | 439                      | 587                  | 1,307              | 483      | 628         | 776        | 482            | 435               | 925         | 909         | 431               | 823        | 1,441        | 1,025    | 942    | 1,585  | 2,830      |
| Negro  | 1                        | ...                  | 6                  | ...      | 1           | ...        | 13             | 9                 | 16          | ...         | ...               | 16         | ...          | 10       | ...    | 8      | 8          |
| Other races  | ...                      | ...                  | ...                | ...      | ...         | ...        | ...            | ...               | 2           | ...         | ...               | ...        | ...          | 1        | ...    | ...    | ...        |
| Renter occupied                                    | 484                      | 377                  | 598                | 279      | 312         | 589        | 169            | 547               | 1,107       | 391         | 271               | 397        | 702          | 1,415    | 976    | 621    | 1,237      |
| White  | 484                      | 376                  | 598                | 279      | 312         | 589        | 163            | 545               | 1,085       | 391         | 271               | 378        | 702          | 1,390    | 976    | 620    | 1,234      |
| Negro  | ...                      | 1                    | ...                | ...      | ...         | ...        | 6              | 2                 | 22          | ...         | ...               | 19         | ...          | 25       | ...    | 1      | 3          |
| Other races  | ...                      | ...                  | ...                | ...      | ...         | ...        | ...            | ...               | ...         | ...         | ...               | ...        | ...          | ...      | ...    | ...    | ...        |
| Nonresident dwelling units                         | 1                        | ...                  | ...                | ...      | ...         | ...        | 1              | ...               | ...         | ...         | ...               | 1          | 2            | ...      | ...    | ...    | ...        |
| Vacant dwelling units                              | 19                       | 15                   | 35                 | 13       | 14          | 19         | 11             | 24                | 67          | 19          | 50                | 26         | 7            | 42       | 37     | 16     | 119        |
| Nonseasonal not dilapidated, for rent or sale      | 11                       | 13                   | 13                 | 1        | 7           | 2          | 7              | 15                | 23          | 7           | 22                | 9          | 1            | 17       | 9      | 2      | 46         |
| Percent of all dwelling units                      | 1.2                      | 1.3                  | 0.7                | 0.1      | 0.7         | 0.1        | 1.0            | 1.5               | 1.1         | 0.5         | 2.9               | 0.7        | 0.1          | 0.6      | 0.4    | 0.1    | 1.6        |
| For rent   | 5                        | 11                   | 10                 | 1        | 1           | 1          | 3              | 12                | 18          | 4           | 15                | 3          | 1            | 11       | 7      | 2      | 35         |
| For sale only                                      | 6                        | 2                    | 3                  | ...      | 6           | 1          | 4              | 3                 | 5           | 3           | 7                 | 6          | ...          | 6        | 2      | ...    | 11         |
| Nonseasonal not dilapidated, not for rent or sale  | 7                        | 2                    | 17                 | 5        | 7           | 16         | 4              | 5                 | 35          | 10          | 19                | 17         | 3            | 17       | 8      | 13     | 49         |
| Nonseasonal dilapidated                            | 1                        | ...                  | 1                  | 3        | ...         | 1          | ...            | 3                 | 3           | 1           | 7                 | ...        | 3            | 5        | 8      | 1      | 18         |
| Seasonal   | ...                      | ...                  | 4                  | 4        | ...         | ...        | ...            | 1                 | 6           | 1           | 2                 | ...        | ...          | 3        | 12     | ...    | 6          |
| TYPE OF STRUCTURE                                  |                          |                      |                    |          |             |            |                |                   |             |             |                   |            |              |          |        |        |            |
| 1 dwelling unit, detached                          | 454                      | 636                  | 1,295              | 512      | 266         | 775        | 386            | 536               | 832         | 440         | 433               | 853        | 1,375        | 1,448    | 826    | 961    | 1,704      |
| 1 dwelling unit, attached                          | 195                      | 1                    | 23                 | 2        | 148         | 34         | 64             | 4                 | 52          | 26          | ...               | 35         | 8            | 12       | 20     | 1      | 25         |
| 1 and 2 dwelling unit, semidetached                | 179                      | 41                   | 242                | 10       | 327         | 113        | 161            | 4                 | 535         | 709         | 6                 | 115        | 210          | 299      | 291    | 2      | 2          |
| 2 dwelling unit, other                             | 90                       | 230                  | 254                | 122      | 70          | 276        | 34             | 126               | 322         | 74          | 210               | 80         | 268          | 646      | 600    | 434    | 706        |
| 3 and 4 dwelling unit                              | 14                       | 59                   | 116                | 74       | 98          | 175        | 19             | 21                | 221         | 48          | 82                | 104        | 130          | 398      | 260    | 164    | 274        |
| 5 to 9 dwelling unit                               | 12                       | 10                   | 13                 | 29       | 27          | 11         | 11             | 324               | 113         | 22          | 22                | 52         | ...          | 106      | 41     | 15     | 205        |
| 10 dwelling unit or more                           | ...                      | ...                  | ...                | 26       | 17          | ...        | ...            | ...               | 37          | ...         | ...               | 25         | ...          | ...      | ...    | ...    | 31         |
| Trailers   | ...                      | 2                    | 3                  | ...      | 2           | ...        | 1              | ...               | 5           | ...         | ...               | ...        | 1            | ...      | ...    | 3      | 2          |
| NUMBER OF ROOMS                                    |                          |                      |                    |          |             |            |                |                   |             |             |                   |            |              |          |        |        |            |
| 1 room   | 5                        | 6                    | 10                 | 17       | 2           | 10         | 6              | 9                 | 20          | 2           | 4                 | 5          | 20           | 26       | 7      | 7      | 68         |
| 2 rooms  | 33                       | 32                   | 30                 | 35       | 18          | 76         | 18             | 72                | 65          | 18          | 7                 | 1          | 62           | 186      | 19     | 26     | 102        |
| 3 rooms  | 114                      | 131                  | 130                | 75       | 90          | 239        | 66             | 209               | 235         | 39          | 36                | 13         | 233          | 494      | 167    | 178    | 230        |
| 4 rooms  | 328                      | 176                  | 246                | 125      | 119         | 303        | 110            | 282               | 258         | 150         | 60                | 69         | 382          | 654      | 386    | 331    | 413        |
| 5 rooms  | 200                      | 164                  | 356                | 142      | 94          | 240        | 145            | 232               | 364         | 171         | 139               | 108        | 378          | 536      | 415    | 336    | 547        |
| 6 rooms  | 182                      | 311                  | 746                | 219      | 197         | 338        | 218            | 133               | 673         | 535         | 208               | 246        | 655          | 574      | 624    | 453    | 623        |
| 7 rooms  | 36                       | 75                   | 245                | 64       | 158         | 82         | 63             | 39                | 224         | 204         | 117               | 240        | 97           | 213      | 219    | 105    | 441        |
| 8 rooms  | 28                       | 55                   | 90                 | 63       | 126         | 54         | 30             | 15                | 137         | 121         | 105               | 171        | 91           | 115      | 126    | 89     | 249        |
| 9 rooms or more                                    | 7                        | 23                   | 47                 | 27       | 141         | 24         | 16             | 10                | 104         | 73          | 71                | 348        | 49           | 88       | 46     | 47     | 213        |
| Not reported                                       | 11                       | 6                    | 46                 | 8        | 18          | 4          | 4              | 14                | 37          | 6           | 6                 | 63         | 25           | 23       | 29     | 4      | 63         |
| CONDITION AND PLUMBING FACILITIES                  |                          |                      |                    |          |             |            |                |                   |             |             |                   |            |              |          |        |        |            |
| All dwelling units                                 | 944                      | 979                  | 1,946              | 775      | 955         | 1,384      | 676            | 1,015             | 2,117       | 1,319       | 753               | 1,264      | 1,992        | 2,909    | 2,038  | 1,580  | 2,949      |
| Not dilapidated:                                   |                          |                      |                    |          |             |            |                |                   |             |             |                   |            |              |          |        |        |            |
| With priv. toilet and bath, and hot running water  | 653                      | 852                  | 1,648              | 429      | 771         | 1,132      | 457            | 733               | 1,853       | 1,106       | 586               | 1,209      | 1,109        | 1,956    | 1,134  | 870    | 2,317      |
| With private toilet and bath, and only cold water  | 18                       | ...                  | 16                 | 29       | 29          | 6          | 14             | 19                | 23          | 1           | 17                | 1          | 12           | 44       | 58     | 51     | 6          |
| With running water, lacking private toilet or bath | 232                      | 103                  | 157                | 263      | 115         | 203        | 160            | 164               | 126         | 171         | 68                | 18         | 614          | 647      | 745    | 590    | 232        |
| No running water                                   | ...                      | 1                    | 11                 | 12       | 8           | ...        | 21             | 8                 | 13          | 10          | ...               | 1          | 5            | 5        | 1      | 5      | 7          |
| Dilapidated:                                       |                          |                      |                    |          |             |            |                |                   |             |             |                   |            |              |          |        |        |            |
| With priv. toilet and bath, and hot running water  | 3                        | 6                    | 22                 | ...      | 4           | 10         | 6              | 22                | 14          | 1           | 40                | 6          | 59           | 70       | 9      | 8      | 130        |
| Lacking hot water, private toilet or bath          | 26                       | 5                    | 49                 | 24       | 4           | 14         | 10             | 47                | 60          | 2           | 34                | 2          | 170          | 124      | 32     | 17     | 129        |
| Condition or plumbing facilities not reported      | 12                       | 12                   | 43                 | 18       | 24          | 19         | 8              | 22                | 28          | 28          | 8                 | 27         | 23           | 63       | 59     | 39     | 128        |
| Renter-occupied dwelling units                     | 484                      | 377                  | 598                | 279      | 312         | 589        | 169            | 547               | 1,107       | 391         | 271               | 397        | 702          | 1,415    | 976    | 621    | 1,237      |
| Not dilapidated:                                   |                          |                      |                    |          |             |            |                |                   |             |             |                   |            |              |          |        |        |            |
| With priv. toilet and bath, and hot running water  | 323                      | 304                  | 477                | 127      | 207         | 415        | 107            | 403               | 934         | 281         | 180               | 366        | 265          | 795      | 436    | 282    | 865        |
| With private toilet and bath, and only cold water  | 3                        | ...                  | 5                  | 34       | 22          | 3          | 6              | 6                 | 17          | ...         | 11                | 1          | 2            | 22       | 34     | 29     | 5          |
| With running water, lacking private toilet or bath | 133                      | 61                   | 68                 | 114      | 68          | 147        | 39             | 75                | 83          | 96          | 36                | 15         | 282          | 439      | 442    | 279    | 140        |
| No running water                                   | ...                      | ...                  | 6                  | 5        | 4           | ...        | 7              | 7                 | 6           | 4           | ...               | 1          | 2            | 4        | 1      | 3      | 5          |
| Dilapidated:                                       |                          |                      |                    |          |             |            |                |                   |             |             |                   |            |              |          |        |        |            |
| With priv. toilet and bath, and hot running water  | 3                        | 4                    | 4                  | ...      | 5           | 1          | 13             | 10                | ...         | ...         | 21                | 4          | 24           | 42       | 4      | 4      | 79         |
| Lacking hot water, private toilet or bath          | 18                       | 4                    | 28                 | 8        | 3           | 12         | 7              | 34                | 46          | 1           | 21                | 1          | 118          | 82       | 25     | 12     | 97         |
| Condition or plumbing facilities not reported      | 4                        | 4                    | 10                 | 11       | 6           | 7          | 2              | 9                 | 11          | 9           | 2                 | 9          | 9            | 31       | 34     | 12     | 46         |
| NUMBER OF PERSONS                                  |                          |                      |                    |          |             |            |                |                   |             |             |                   |            |              |          |        |        |            |
| All occupied dwelling units                        | 924                      | 964                  | 1,911              | 762      | 941         | 1,365      | 664            | 991               | 2,050       | 1,300       | 702               | 1,236      | 1,985        | 2,867    | 2,001  | 1,564  | 2,830      |
| 1 person   | 38                       | 56                   | 126                | 53       | 75          | 60         | 30             | 51                | 243         | 72          | 78                | 113        | 89           | 258      | 144    | 94     | 399        |
| 2 persons  | 201                      | 288                  | 562                | 147      | 263         | 311        | 148            | 211               | 660         | 254         | 210               | 357        | 339          | 765      | 451    | 283    | 790        |
| 3 persons  | 231                      | 256                  | 462                | 166      | 227         | 359        | 152            | 247               | 481         | 349         | 157               | 287        | 489          | 703      | 486    | 412    | 688        |
| 4 persons  | 206                      | 191                  | 386                | 158      | 174         | 301        | 145            | 235               | 360         | 253         | 115               | 259        | 436          | 578      | 416    | 335    | 477        |
| 5 persons  | 126                      | 94                   | 201                | 96       | 105         | 174        | 82             | 130               | 174         | 195         | 70                | 128        | 296          | 319      | 270    | 203    | 267        |
| 6 persons  | 75                       | 49                   | 104                | 60       | 51          | 85         | 52             | 64                | 75          | 81          | 35                | 65         | 176          | 146      | 124    | 127    | 118        |
| 7 persons  | 28                       | 15                   | 37                 | 44       | 25          | 53         | 30             | 35                | 33          | 47          | 19                | 18         | 88           | 53       | 67     | 68     | 58         |
| 8 persons  | 7                        | 10                   | 16                 | 18       | 11          | 14         | 13             | 8                 | 16          | 30          | 11                | 6          | 41           | 20       | 23     | 19     | 17         |
| 9 persons  | 5                        | 1                    | 7                  | 5        | 7           | 2          | 7              | 8                 | 4           | 6           | 4                 | ...        | 18           | 14       | 12     | 15     | 7          |
| 10 persons or more                                 | 7                        | 4                    | 10                 | 15       | 3           | 6          | 5              | 2                 | 4           | 13          | 3                 | 3          | 13           | 11       | 8      | 8      | 9          |
| Median number of persons:                          |                          |                      |                    |          |             |            |                |                   |             |             |                   |            |              |          |        |        |            |
| All occupied dwelling units                        | 3.5                      | 3.0                  | 3.1                | 3.6      | 3.1         | 3.4        | 3.5            | 3.4               | 2.8         | 3.4         | 2.9               | 3.0        | 3.7          | 3.1      | 3.3    | 3.5    | 2.8        |
| Owner-occupied dwelling units                      | 3.4                      | 3.2                  | 3.2                | 3.9      | 3.3         | 3.6        | 3.7            | 3.6               | 2.8         | 3.5         | 3.0               | 3.3        | 3.8          | 3.2      | 3.4    | 3.7    | 2.8        |
| Renter-occupied dwelling units                     | 3.5                      | 2.9                  | 2.9                | 3.1      | 2.7         | 3.1        | 3.1            | 3.3               | 2.7         | 3.3         | 2.8               | 2.3        | 3.4          | 2.9      | 3.3    | 3.3    | 2.8        |
| PERSONS PER ROOM                                   |                          |                      |                    |          |             |            |                |                   |             |             |                   |            |              |          |        |        |            |
| All occupied dwelling units                        | 924                      | 964                  | 1,911              | 762      | 941         | 1,365      | 664            | 991               | 2,050       | 1,300       | 702               | 1,236      | 1,985        | 2,867    | 2,001  | 1,564  | 2,830      |
| 0.75 or less                                       | 472                      | 678                  | 1,407              | 415      | 741         | 740        | 393            | 447               | 1,598       | 907         | 566               | 1,081      | 1,011        | 1,762    | 1,313  | 924    | 2,103      |
| 0.76 to 1.00                                       | 285                      | 200                  | 365                | 220      | 151         | 396        | 185            | 331               | 3           |             |                   |            |              |          |        |        |            |



Table 22.—OCCUPANCY CHARACTERISTICS, TYPE OF STRUCTURE, NUMBER OF ROOMS, CONDITION AND PLUMBING FACILITIES, AND NUMBER OF PERSONS, FOR URBAN PLACES OF 2,500 TO 10,000: 1950—Con.

[Percent not shown where less than 0.1; median not shown where base is less than 100]

| Subject  | To-wanda | Traf-ford | Trev-orton (uninc.) | Ty-rone | Union City | Upland | Van-der-grift | Verona | Waynes-burg | Weath-erly | Wells-boro | Wesley-ville | West Hazle-ton | West Home-stead | West-mont | West Newton | West Pitta-nton |  |
|--|----------|-----------|---------------------|---------|------------|--------|---------------|--------|-------------|------------|------------|--------------|----------------|-----------------|-----------|-------------|-----------------|--|
| All dwelling units                                 | 1,352    | 1,070     | 740                 | 2,520   | 1,276      | 1,098  | 2,903         | 1,202  | 1,725       | 804        | 1,389      | 1,013        | 1,911          | 931             | 1,401     | 1,153       | 2,178           |  |
| Urban-farm dwelling units                          | 3        | 1         | ...                 | 1       | 8          | 1      | 3             | ...    | ...         | 7          | 18         | 2            | ...            | 1               | ...       | ...         | ...             |  |
| OCCUPANCY, TENURE, AND RACE                        |          |           |                     |         |            |        |               |        |             |            |            |              |                |                 |           |             |                 |  |
| Occupied dwelling units                            | 1,318    | 1,058     | 710                 | 2,466   | 1,211      | 1,065  | 2,849         | 1,196  | 1,697       | 784        | 1,343      | 1,004        | 1,899          | 919             | 1,367     | 1,142       | 2,131           |  |
| Owner occupied                                     | 721      | 641       | 448                 | 1,363   | 831        | 499    | 1,542         | 688    | 922         | 542        | 874        | 759          | 891            | 318             | 1,004     | 751         | 1,240           |  |
| Percent of all occupied                            | 54.7     | 60.6      | 63.1                | 55.3    | 68.6       | 46.9   | 54.1          | 57.5   | 54.3        | 69.1       | 65.1       | 75.6         | 46.9           | 34.6            | 73.4      | 65.8        | 58.2            |  |
| White  | 720      | 631       | 448                 | 1,340   | 831        | 498    | 1,522         | 671    | 907         | 541        | 872        | 755          | 891            | 311             | 1,004     | 740         | 1,238           |  |
| Negro  | 1        | 10        | ...                 | 23      | ...        | ...    | 19            | 17     | 15          | 1          | 1          | 4            | ...            | 7               | ...       | 11          | 2               |  |
| Other races  | ...      | ...       | ...                 | ...     | ...        | ...    | 1             | ...    | ...         | ...        | 1          | ...          | ...            | ...             | ...       | ...         | ...             |  |
| Renter occupied                                    | 597      | 417       | 262                 | 1,103   | 380        | 566    | 1,307         | 508    | 775         | 242        | 469        | 245          | 1,008          | 601             | 363       | 391         | 891             |  |
| White  | 597      | 412       | 262                 | 1,098   | 379        | 566    | 1,294         | 486    | 762         | 242        | 467        | 244          | 1,008          | 579             | 363       | 378         | 889             |  |
| Negro  | ...      | 5         | ...                 | 4       | 1          | 19     | 13            | 21     | 12          | ...        | 2          | 1            | ...            | 22              | ...       | 13          | 2               |  |
| Other races  | ...      | ...       | ...                 | 1       | ...        | 1      | ...           | 1      | ...         | ...        | ...        | ...          | ...            | ...             | ...       | ...         | ...             |  |
| Nonresident dwelling units                         | ...      | 2         | 1                   | 7       | 1          | ...    | 1             | ...    | ...         | ...        | 4          | ...          | ...            | ...             | ...       | ...         | ...             |  |
| Vacant dwelling units                              | 34       | 10        | 29                  | 47      | 64         | 33     | 53            | 6      | 28          | 20         | 42         | 9            | 12             | 12              | 34        | 11          | 47              |  |
| Nonseasonal not dilapidated, for rent or sale      | 15       | 8         | 5                   | 20      | 15         | 23     | 28            | 3      | 12          | 3          | 16         | 6            | 10             | 6               | 14        | 8           | 13              |  |
| Percent of all dwelling units                      | 1.1      | 0.7       | 0.7                 | 0.8     | 1.2        | 2.1    | 1.0           | 0.2    | 0.7         | 0.4        | 1.2        | 0.6          | 0.5            | 0.6             | 1.0       | 0.7         | 0.6             |  |
| For rent   | 11       | 6         | 4                   | 15      | 10         | 21     | 23            | 2      | 11          | 3          | 14         | 5            | 9              | 6               | 5         | 4           | 8               |  |
| For sale only                                      | 4        | 2         | 1                   | 5       | 5          | 2      | 5             | 1      | 1           | ...        | 2          | 1            | 1              | ...             | 9         | 4           | 5               |  |
| Nonseasonal not dilapidated, not for rent or sale  | 14       | 2         | 11                  | 20      | 29         | 5      | 17            | 2      | 12          | 8          | 16         | 2            | ...            | 1               | 20        | 1           | 29              |  |
| Nonseasonal dilapidated                            | 5        | ...       | 11                  | 5       | 17         | ...    | 2             | 1      | 4           | 4          | ...        | 1            | 2              | 4               | ...       | ...         | 3               |  |
| Seasonal   | ...      | ...       | 2                   | 2       | 3          | 5      | 6             | ...    | ...         | 5          | 10         | ...          | ...            | 1               | ...       | 2           | 2               |  |
| TYPE OF STRUCTURE                                  |          |           |                     |         |            |        |               |        |             |            |            |              |                |                 |           |             |                 |  |
| 1 dwelling unit, detached                          | 786      | 540       | 371                 | 1,467   | 857        | 179    | 1,794         | 715    | 1,032       | 508        | 924        | 697          | 420            | 299             | 995       | 822         | 1,233           |  |
| 1 dwelling unit, attached                          | 8        | 13        | 147                 | 59      | 16         | 521    | 18            | 11     | 23          | 9          | ...        | 1            | 31             | 2               | ...       | 10          | 6               |  |
| 1 and 2 dwelling unit, semidetached                | 49       | 52        | 63                  | 268     | 23         | 312    | 106           | 70     | 10          | 164        | 23         | 20           | 779            | 55              | 130       | 14          | 409             |  |
| 2 dwelling unit, other                             | 294      | 238       | 112                 | 358     | 268        | 40     | 558           | 266    | 384         | 52         | 324        | 118          | 256            | 210             | 158       | 252         | 366             |  |
| 3 and 4 dwelling unit                              | 157      | 183       | 41                  | 145     | 75         | 6      | 254           | 118    | 211         | 59         | 94         | 64           | 352            | 238             | 117       | 47          | 137             |  |
| 5 to 9 dwelling unit                               | 58       | 31        | 6                   | 207     | 31         | 14     | 99            | 21     | 39          | 12         | 22         | ...          | 61             | 96              | ...       | 7           | 26              |  |
| 10 dwelling unit or more                           | ...      | 13        | ...                 | 13      | ...        | 26     | 74            | ...    | 25          | ...        | ...        | ...          | 12             | 31              | ...       | ...         | ...             |  |
| Trailers   | ...      | ...       | ...                 | 3       | 6          | ...    | ...           | 1      | 1           | ...        | 2          | 113          | ...            | ...             | 1         | 1           | 1               |  |
| NUMBER OF ROOMS                                    |          |           |                     |         |            |        |               |        |             |            |            |              |                |                 |           |             |                 |  |
| 1 room   | 13       | 3         | 9                   | 16      | 15         | 2      | 11            | 18     | 42          | 3          | 2          | 16           | 6              | 22              | 6         | 15          | 3               |  |
| 2 rooms  | 29       | 49        | 22                  | 51      | 46         | 2      | 80            | 52     | 120         | 9          | 38         | 34           | 36             | 85              | 15        | 65          | 14              |  |
| 3 rooms  | 106      | 113       | 40                  | 193     | 96         | 23     | 281           | 192    | 192         | 34         | 111        | 140          | 172            | 205             | 68        | 135         | 82              |  |
| 4 rooms  | 163      | 251       | 65                  | 290     | 118        | 234    | 490           | 248    | 239         | 88         | 153        | 77           | 500            | 297             | 157       | 270         | 249             |  |
| 5 rooms  | 174      | 237       | 130                 | 353     | 205        | 200    | 716           | 261    | 295         | 124        | 195        | 218          | 340            | 150             | 202       | 229         | 292             |  |
| 6 rooms  | 260      | 246       | 206                 | 879     | 274        | 285    | 688           | 273    | 333         | 287        | 282        | 351          | 605            | 125             | 432       | 268         | 840             |  |
| 7 rooms  | 221      | 83        | 129                 | 365     | 239        | 239    | 322           | 74     | 214         | 133        | 242        | 93           | 112            | 18              | 168       | 79          | 251             |  |
| 8 rooms  | 184      | 45        | 59                  | 206     | 138        | 35     | 173           | 45     | 141         | 75         | 169        | 40           | 76             | 14              | 136       | 69          | 253             |  |
| 9 rooms or more                                    | 177      | 21        | 63                  | 128     | 118        | 27     | 128           | 21     | 125         | 46         | 163        | 15           | 47             | 9               | 161       | 19          | 186             |  |
| Not reported                                       | 25       | 2         | 17                  | 39      | 27         | 51     | 14            | 18     | 24          | 5          | 34         | 29           | 17             | 6               | 56        | 4           | 8               |  |
| CONDITION AND PLUMBING FACILITIES                  |          |           |                     |         |            |        |               |        |             |            |            |              |                |                 |           |             |                 |  |
| All dwelling units                                 | 1,352    | 1,070     | 740                 | 2,520   | 1,276      | 1,098  | 2,903         | 1,202  | 1,725       | 804        | 1,389      | 1,013        | 1,911          | 931             | 1,401     | 1,153       | 2,178           |  |
| Not dilapidated:                                   |          |           |                     |         |            |        |               |        |             |            |            |              |                |                 |           |             |                 |  |
| With priv. toilet and bath, and hot running water  | 1,063    | 871       | 347                 | 2,082   | 814        | 978    | 2,546         | 914    | 1,343       | 677        | 1,149      | 846          | 1,535          | 622             | 1,301     | 746         | 2,053           |  |
| With private toilet and bath, and only cold water  | 20       | 7         | 3                   | 21      | 37         | 14     | 19            | 14     | 4           | 1          | 6          | 3            | 8              | 1               | 16        | 5           | 5               |  |
| With running water, lacking private toilet or bath | 119      | 155       | 178                 | 209     | 184        | 50     | 235           | 167    | 238         | 56         | 102        | 109          | 256            | 126             | 40        | 317         | 61              |  |
| No running water                                   | 7        | 6         | 52                  | 2       | 20         | ...    | 1             | 11     | 7           | 5          | 17         | 13           | ...            | 1               | 3         | 22          | 1               |  |
| Dilapidated:                                       |          |           |                     |         |            |        |               |        |             |            |            |              |                |                 |           |             |                 |  |
| With priv. toilet and bath, and hot running water  | 56       | 11        | 24                  | 68      | 60         | 5      | 54            | 28     | 36          | 34         | 14         | 12           | 10             | 60              | 1         | 10          | 16              |  |
| Lacking hot water, private toilet or bath          | 61       | 7         | 118                 | 89      | 138        | 32     | 27            | 48     | 51          | 23         | 17         | 18           | 59             | 78              | 2         | 32          | 5               |  |
| Condition or plumbing facilities not reported      | 26       | 13        | 18                  | 49      | 23         | 19     | 21            | 20     | 46          | 8          | 84         | 12           | 42             | 36              | 53        | 10          | 37              |  |
| Renter-occupied dwelling units                     | 597      | 417       | 262                 | 1,103   | 380        | 566    | 1,307         | 508    | 775         | 242        | 469        | 245          | 1,008          | 601             | 363       | 391         | 891             |  |
| Not dilapidated:                                   |          |           |                     |         |            |        |               |        |             |            |            |              |                |                 |           |             |                 |  |
| With priv. toilet and bath, and hot running water  | 417      | 303       | 96                  | 847     | 178        | 498    | 1,071         | 337    | 527         | 188        | 365        | 185          | 756            | 368             | 332       | 191         | 818             |  |
| With private toilet and bath, and only cold water  | 14       | 3         | 2                   | 16      | 14         | 8      | 11            | 10     | 2           | ...        | ...        | ...          | 7              | 5               | ...       | 3           | 5               |  |
| With running water, lacking private toilet or bath | 79       | 96        | 78                  | 135     | 86         | 24     | 149           | 100    | 156         | 23         | 53         | 43           | 164            | 90              | 15        | 147         | 35              |  |
| No running water                                   | 1        | 2         | 25                  | ...     | 8          | ...    | 1             | 5      | 5           | 1          | 6          | 2            | ...            | ...             | 2         | 9           | 1               |  |
| Dilapidated:                                       |          |           |                     |         |            |        |               |        |             |            |            |              |                |                 |           |             |                 |  |
| With priv. toilet and bath, and hot running water  | 33       | 5         | 4                   | 33      | 22         | 2      | 46            | 12     | 21          | 17         | 9          | 5            | 7              | 42              | 1         | 8           | 9               |  |
| Lacking hot water, private toilet or bath          | 44       | 4         | 56                  | 53      | 67         | 29     | 20            | 34     | 37          | 12         | 7          | 6            | 47             | 67              | 1         | 28          | 2               |  |
| Condition or plumbing facilities not reported      | 9        | 4         | 1                   | 19      | 5          | 5      | 9             | 10     | 27          | 1          | 29         | 4            | 27             | 29              | 12        | 5           | 21              |  |
| NUMBER OF PERSONS                                  |          |           |                     |         |            |        |               |        |             |            |            |              |                |                 |           |             |                 |  |
| All occupied dwelling units                        | 1,318    | 1,058     | 710                 | 2,466   | 1,211      | 1,065  | 2,849         | 1,196  | 1,697       | 784        | 1,343      | 1,004        | 1,899          | 919             | 1,367     | 1,142       | 2,131           |  |
| 1 person   | 208      | 38        | 61                  | 240     | 141        | 37     | 158           | 56     | 201         | 65         | 143        | 59           | 79             | 66              | 71        | 90          | 172             |  |
| 2 persons  | 393      | 221       | 167                 | 710     | 375        | 209    | 782           | 283    | 550         | 208        | 440        | 279          | 409            | 229             | 424       | 309         | 552             |  |
| 3 persons  | 286      | 270       | 157                 | 607     | 256        | 249    | 787           | 315    | 397         | 202        | 322        | 256          | 503            | 242             | 370       | 325         | 497             |  |
| 4 persons  | 215      | 248       | 148                 | 437     | 197        | 284    | 599           | 268    | 282         | 163        | 221        | 223          | 436            | 190             | 269       | 232         | 474             |  |
| 5 persons  | 126      | 149       | 80                  | 260     | 139        | 165    | 300           | 141    | 150         | 75         | 121        | 101          | 243            | 95              | 145       | 104         | 227             |  |
| 6 persons  | 45       | 67        | 45                  | 108     | 52         | 58     | 123           | 71     | 69          | 36         | 54         | 61           | 122            | 49              | 57        | 49          | 131             |  |
| 7 persons  | 27       | 36        | 29                  | 55      | 29         | 27     | 65            | 30     | 25          | 17         | 19         | 13           | 57             | 26              | 22        | 25          | 49              |  |
| 8 persons  | 8        | 18        | 11                  | 22      | 11         | 17     | 21            | 19     | 13          | 12         | 13         | 7            | 31             | 14              | 6         | 6           | 16              |  |
| 9 persons  | 8        | 7         | 7                   | 14      | 4          | 7      | 9             | 6      | 3           | 6          | 3          | 9            | 4              | 1               | 2         | 8           | 8               |  |
| 10 persons or more                                 | 2        | 4         | 5                   | 13      | 7          | 12     | 7             | 4      | 4           | 3          | 4          | 2            | 10             | 4               | 2         | ...         | 5               |  |
| Median number of persons:                          |          |           |                     |         |            |        |               |        |             |            |            |              |                |                 |           |             |                 |  |
| All occupied dwelling units                        | 2.7      | 3.5       | 3.3                 | 3.0     | 2.8        | 3.6    | 3.1           | 3.3    | 2.7         | 3.1        | 2.8        | 3.1          | 3.4            | 3.2             | 3.0       | 3.0         | 3.2             |  |
| Owner-occupied dwelling units                      | 2.9      | 3.7       | 3.4                 | 3.1     | 2.9        | 3.6    | 3.2           | 3.5    | 2.9         | 3.1        | 2.9        | 3.3          | 3.5            | 3.5             | 3.1       | 3.1         | 3.3             |  |
| Renter-occupied dwelling units                     | 2.5      | 3.3       | 3.2                 | 2.8     | 2.7        | 3.7    | 3.0           | 3.1    | 2.6         | 3.0        | 2.7        | 2.8          | 3.4            | 3.0             | 2.8       | 2.9         | 3.1             |  |
| PERSONS PER ROOM                                   |          |           |                     |         |            |        |               |        |             |            |            |              |                |                 |           |             |                 |  |
| All occupied dwelling units                        | 1,318    | 1,058     | 710                 | 2,466   | 1,211      | 1,065  | 2,849         | 1,196  | 1,697       | 784        | 1,343      | 1,004        | 1,899          | 919             | 1,367     | 1,142       | 2,131           |  |
| 0.75 or less                                       | 1,086    | 583       | 906                 | 1,883   | 941        | 560    | 1,995         | 679    | 1,220       | 617        | 1,103      | 659          | 1,152          | 444             | 1,095     | 747         | 1,682           |  |
| 0.76 to 1.00                                       | 197      | 316       | 137                 | 406     | 186        |        |               |        |             |            |            |              |                |                 |           |             |                 |  |



Table 22.—OCCUPANCY CHARACTERISTICS, TYPE OF STRUCTURE, NUMBER OF ROOMS, CONDITION AND PLUMBING FACILITIES, AND NUMBER OF PERSONS, FOR URBAN PLACES OF 2,500 TO 10,000: 1950—Con.

[Percent not shown where less than 0.1; median not shown where base is less than 100]

| Subject  | West Reading | West View | West Washington (uninc.) | West Wyoming | West York | White-hall | White Oak | Wilmerding | Wilson | Windber | Winton | Wyoming | Wyomissing | Youngwood | Zelienople |
|--|--------------|-----------|--------------------------|--------------|-----------|------------|-----------|------------|--------|---------|--------|---------|------------|-----------|------------|
| All dwelling units                                 | 1,472        | 2,250     | 1,233                    | 762          | 1,791     | 2,351      | 1,843     | 1,513      | 2,473  | 2,185   | 1,572  | 1,267   | 1,329      | 812       | 879        |
| Urban-farm dwelling units                          | 1            | 1         | 2                        | 5            | ...       | 15         | 9         | ...        | 3      | 7       | 1      | 6       | 4          | ...       | 5          |
| OCCUPANCY, TENURE, AND RACE                        |              |           |                          |              |           |            |           |            |        |         |        |         |            |           |            |
| Occupied dwelling units                            | 1,455        | 2,227     | 1,208                    | 747          | 1,762     | 2,146      | 1,770     | 1,501      | 2,450  | 2,167   | 1,551  | 1,243   | 1,301      | 796       | 853        |
| Owner occupied                                     | 1,016        | 1,599     | 626                      | 493          | 1,217     | 1,469      | 1,393     | 718        | 1,771  | 998     | 944    | 707     | 987        | 533       | 581        |
| Percent of all occupied                            | 69.8         | 71.8      | 51.8                     | 66.0         | 69.1      | 68.5       | 78.7      | 47.8       | 72.3   | 46.1    | 60.9   | 56.9    | 75.9       | 67.0      | 68.1       |
| White  | 1,016        | 1,599     | 581                      | 493          | 1,217     | 1,469      | 1,386     | 707        | 1,771  | 998     | 944    | 707     | 987        | 533       | 581        |
| Negro  | ...          | ...       | 45                       | ...          | ...       | ...        | 7         | 11         | ...    | ...     | ...    | ...     | ...        | ...       | ...        |
| Other races  | ...          | ...       | ...                      | ...          | ...       | ...        | ...       | ...        | ...    | ...     | ...    | ...     | ...        | ...       | ...        |
| Renter occupied                                    | 439          | 628       | 582                      | 254          | 545       | 677        | 377       | 783        | 679    | 1,169   | 607    | 536     | 314        | 263       | 272        |
| White  | 439          | 628       | 525                      | 254          | 545       | 677        | 373       | 763        | 679    | 1,169   | 606    | 536     | 314        | 263       | 272        |
| Negro  | ...          | ...       | 57                       | ...          | ...       | ...        | 4         | 20         | ...    | ...     | 1      | ...     | ...        | ...       | ...        |
| Other races  | ...          | ...       | ...                      | ...          | ...       | ...        | ...       | ...        | ...    | ...     | ...    | ...     | ...        | ...       | ...        |
| Nonresident dwelling units                         | ...          | 2         | ...                      | ...          | ...       | 3          | 1         | 1          | ...    | ...     | ...    | ...     | ...        | ...       | 1          |
| Vacant dwelling units                              | 17           | 21        | 25                       | 15           | 29        | 202        | 72        | 11         | 23     | 18      | 21     | 24      | 28         | 16        | 25         |
| Nonseasonal not dilapidated, for rent or sale      | 6            | 9         | 13                       | 4            | 19        | 167        | 56        | 6          | 8      | 3       | 2      | 7       | 7          | 8         | 11         |
| Percent of all dwelling units                      | 0.4          | 0.4       | 1.1                      | 0.5          | 1.1       | 7.1        | 3.0       | 0.4        | 0.3    | 0.1     | 0.1    | 0.6     | 0.5        | 1.0       | 1.3        |
| For rent   | 6            | 4         | 10                       | 2            | 3         | 118        | 17        | 5          | 5      | 3       | 1      | 5       | 1          | 4         | 8          |
| For sale only                                      | ...          | 5         | 3                        | 2            | 16        | 49         | 39        | 1          | 3      | ...     | 1      | 2       | 6          | 4         | 3          |
| Nonseasonal not dilapidated, not for rent or sale  | 10           | 7         | 2                        | ...          | 8         | 33         | 13        | 3          | 15     | 12      | 6      | 15      | 18         | 8         | 11         |
| Nonseasonal dilapidated                            | ...          | 2         | 10                       | 1            | 1         | 1          | 3         | 1          | ...    | 3       | 9      | ...     | ...        | ...       | 3          |
| Seasonal   | 1            | 3         | ...                      | 10           | 1         | 1          | ...       | 1          | ...    | ...     | 4      | 2       | 3          | ...       | ...        |
| TYPE OF STRUCTURE                                  |              |           |                          |              |           |            |           |            |        |         |        |         |            |           |            |
| 1 dwelling unit, detached                          | 110          | 1,485     | 952                      | 478          | 390       | 1,595      | 1,525     | 562        | 731    | 966     | 1,063  | 765     | 629        | 521       | 609        |
| 1 dwelling unit, attached                          | 724          | 8         | ...                      | ...          | 240       | 25         | 1         | 14         | 50     | 13      | 6      | 11      | 134        | 2         | 9          |
| 1 and 2 dwelling unit, semidetached                | 362          | 48        | 16                       | 195          | 794       | 45         | 13        | 65         | 1,376  | 474     | 28     | 202     | 420        | 24        | 25         |
| 2 dwelling unit, other                             | 118          | 484       | 210                      | 44           | 210       | 72         | 236       | 512        | 224    | 418     | 366    | 200     | 52         | 194       | 192        |
| 3 and 4 dwelling unit                              | 95           | 194       | 53                       | 45           | 126       | 40         | 26        | 224        | 67     | 208     | 109    | 79      | 38         | 55        | 27         |
| 5 to 9 dwelling unit                               | 50           | 19        | ...                      | ...          | 22        | 41         | 5         | 91         | 22     | 84      | ...    | 8       | 53         | 15        | 17         |
| 10 dwelling unit or more                           | 13           | 10        | ...                      | ...          | ...       | 533        | 28        | 44         | ...    | 20      | ...    | ...     | ...        | ...       | ...        |
| Trailers   | ...          | 2         | 2                        | ...          | 9         | ...        | 9         | 1          | 3      | 2       | ...    | 2       | 3          | 1         | ...        |
| NUMBER OF ROOMS                                    |              |           |                          |              |           |            |           |            |        |         |        |         |            |           |            |
| 1 room   | 10           | 6         | 30                       | 7            | 2         | 44         | 11        | 1          | 5      | 23      | 4      | 4       | 8          | 2         | 16         |
| 2 rooms  | 31           | 55        | 127                      | 19           | 40        | 129        | 52        | 82         | 18     | 68      | 27     | 16      | 20         | 23        | 35         |
| 3 rooms  | 130          | 248       | 222                      | 70           | 190       | 287        | 175       | 326        | 209    | 159     | 98     | 87      | 87         | 98        | 91         |
| 4 rooms  | 119          | 334       | 290                      | 150          | 212       | 219        | 393       | 441        | 259    | 462     | 298    | 177     | 89         | 172       | 139        |
| 5 rooms  | 98           | 485       | 324                      | 150          | 260       | 399        | 485       | 239        | 229    | 397     | 342    | 206     | 145        | 149       | 166        |
| 6 rooms  | 630          | 795       | 157                      | 180          | 631       | 1,028      | 553       | 229        | 1,187  | 656     | 376    | 432     | 405        | 226       | 224        |
| 7 rooms  | 199          | 191       | 38                       | 84           | 146       | 151        | 97        | 49         | 265    | 183     | 146    | 143     | 266        | 52        | 92         |
| 8 rooms  | 186          | 70        | 27                       | 53           | 206       | 50         | 36        | 53         | 238    | 107     | 117    | 124     | 161        | 54        | 65         |
| 9 rooms or more                                    | 56           | 39        | 7                        | 33           | 86        | 34         | 21        | 40         | 92     | 88      | 85     | 66      | 146        | 23        | 38         |
| Not reported                                       | 13           | 27        | 11                       | 16           | 18        | 50         | 20        | 13         | 15     | 32      | 18     | 1       | 2          | 3         | 13         |
| CONDITION AND PLUMBING FACILITIES                  |              |           |                          |              |           |            |           |            |        |         |        |         |            |           |            |
| All dwelling units                                 | 1,472        | 2,250     | 1,233                    | 762          | 1,791     | 2,351      | 1,843     | 1,513      | 2,473  | 2,185   | 1,572  | 1,267   | 1,329      | 812       | 879        |
| Not dilapidated:                                   |              |           |                          |              |           |            |           |            |        |         |        |         |            |           |            |
| With priv. toilet and bath, and hot running water  | 1,385        | 1,929     | 251                      | 453          | 1,424     | 2,223      | 1,550     | 1,196      | 2,264  | 1,299   | 920    | 1,143   | 1,221      | 654       | 617        |
| With private toilet and bath, and only cold water  | 3            | 1         | 11                       | 4            | 12        | 1          | 25        | 5          | 14     | 28      | 49     | 10      | 9          | 5         | 7          |
| With running water, lacking private toilet or bath | 60           | 269       | 505                      | 135          | 318       | 40         | 161       | 264        | 127    | 697     | 518    | 79      | 39         | 92        | 156        |
| No running water                                   | 1            | 1         | 17                       | 4            | 4         | 4          | 51        | 2          | 7      | 1       | 3      | ...     | 16         | ...       | 48         |
| Dilapidated:                                       |              |           |                          |              |           |            |           |            |        |         |        |         |            |           |            |
| With priv. toilet and bath, and hot running water  | 14           | 21        | 31                       | 25           | 3         | 4          | 2         | 15         | 24     | 39      | 5      | 15      | 5          | 28        | 2          |
| Lacking hot water, private toilet or bath          | 1            | 3         | 324                      | 83           | 2         | 6          | 27        | 13         | 12     | 90      | 49     | 7       | 23         | 13        | 32         |
| Condition or plumbing facilities not reported      | 8            | 26        | 94                       | 58           | 28        | 73         | 27        | 18         | 25     | 31      | 28     | 13      | 16         | 20        | 17         |
| Renter-occupied dwelling units                     | 439          | 628       | 582                      | 254          | 545       | 677        | 377       | 783        | 679    | 1,169   | 607    | 536     | 314        | 263       | 272        |
| Not dilapidated:                                   |              |           |                          |              |           |            |           |            |        |         |        |         |            |           |            |
| With priv. toilet and bath, and hot running water  | 390          | 453       | 53                       | 113          | 349       | 619        | 271       | 562        | 564    | 555     | 273    | 457     | 259        | 170       | 153        |
| With private toilet and bath, and only cold water  | 1            | ...       | 1                        | 2            | 5         | ...        | 4         | 5          | 7      | 20      | 22     | 6       | 3          | ...       | 1          |
| With running water, lacking private toilet or bath | 35           | 154       | 240                      | 57           | 175       | 21         | 69        | 181        | 81     | 475     | 274    | 54      | 23         | 49        | 72         |
| No running water                                   | 1            | ...       | 11                       | 2            | 1         | 1          | 11        | 1          | 4      | 1       | 3      | ...     | 11         | ...       | 17         |
| Dilapidated:                                       |              |           |                          |              |           |            |           |            |        |         |        |         |            |           |            |
| With priv. toilet and bath, and hot running water  | 6            | 11        | 6                        | 13           | 2         | 1          | ...       | 10         | 11     | 29      | 1      | 8       | ...        | 23        | 2          |
| Lacking hot water, private toilet or bath          | 1            | 1         | 217                      | 47           | 1         | 5          | 14        | 12         | 6      | 80      | 23     | 6       | 15         | 11        | 22         |
| Condition or plumbing facilities not reported      | 5            | 9         | 54                       | 20           | 12        | 30         | 8         | 12         | 6      | 9       | 11     | 5       | 3          | 10        | 5          |
| NUMBER OF PERSONS                                  |              |           |                          |              |           |            |           |            |        |         |        |         |            |           |            |
| All occupied dwelling units                        | 1,455        | 2,227     | 1,208                    | 747          | 1,762     | 2,146      | 1,770     | 1,501      | 2,450  | 2,167   | 1,551  | 1,243   | 1,301      | 796       | 853        |
| 1 person   | 97           | 93        | 98                       | 39           | 119       | 69         | 69        | 71         | 126    | 130     | 68     | 73      | 82         | 44        | 61         |
| 2 persons  | 418          | 627       | 225                      | 139          | 550       | 590        | 427       | 384        | 747    | 481     | 248    | 284     | 404        | 216       | 267        |
| 3 persons  | 363          | 601       | 288                      | 196          | 455       | 567        | 461       | 419        | 667    | 544     | 343    | 291     | 349        | 212       | 174        |
| 4 persons  | 320          | 464       | 245                      | 161          | 342       | 530        | 445       | 303        | 497    | 450     | 358    | 282     | 263        | 151       | 179        |
| 5 persons  | 144          | 258       | 178                      | 100          | 156       | 271        | 220       | 169        | 242    | 257     | 271    | 172     | 110        | 96        | 106        |
| 6 persons  | 63           | 117       | 72                       | 51           | 79        | 80         | 87        | 69         | 101    | 142     | 151    | 83      | 61         | 51        | 43         |
| 7 persons  | 30           | 34        | 51                       | 31           | 35        | 24         | 41        | 45         | 35     | 93      | 53     | 34      | 21         | 13        | 20         |
| 8 persons  | 11           | 15        | 23                       | 18           | 12        | 13         | 10        | 26         | 18     | 34      | 28     | 11      | 6          | 9         | 1          |
| 9 persons  | 5            | 12        | 12                       | 6            | 5         | 2          | 5         | 11         | 8      | 23      | 19     | 6       | 4          | 4         | 1          |
| 10 persons or more                                 | 4            | 6         | 16                       | 6            | 9         | ...        | 5         | 4          | 9      | 13      | 12     | 7       | 1          | ...       | 1          |
| Median number of persons:                          |              |           |                          |              |           |            |           |            |        |         |        |         |            |           |            |
| All occupied dwelling units                        | 3.1          | 3.2       | 3.5                      | 3.5          | 3.0       | 3.2        | 3.3       | 3.2        | 3.0    | 3.4     | 3.8    | 3.4     | 3.0        | 3.2       | 3.1        |
| Owner-occupied dwelling units                      | 3.2          | 3.3       | 3.6                      | 3.8          | 3.1       | 3.6        | 3.4       | 3.4        | 3.1    | 3.4     | 4.1    | 3.6     | 3.0        | 3.3       | 3.2        |
| Renter-occupied dwelling units                     | 2.9          | 2.8       | 3.4                      | 3.1          | 2.6       | 2.5        | 3.1       | 3.0        | 2.7    | 3.3     | 3.5    | 3.3     | 2.9        | 2.9       | 2.8        |
| PERSONS PER ROOM                                   |              |           |                          |              |           |            |           |            |        |         |        |         |            |           |            |
| All occupied dwelling units                        | 1,455        | 2,227     | 1,208                    | 747          | 1,762     | 2,146      | 1,770     | 1,501      | 2,450  | 2,167   | 1,551  | 1,243   | 1,301      | 796       | 853        |
| 0.75 or less                                       | 1,161        | 1,524     | 532                      | 446          | 1,382     | 1,441      | 1,095     | 823        | 2,004  | 1,264   | 828    | 869     | 1,106      | 516       | 587        |
| 0.76 to 1.00                                       | 223          | 530       | 359                      | 194          | 290       | 548        | 492       | 428        | 354    | 563     | 491    | 292     | 153        | 200       | 184        |
| 1.01 to 1.50                                       | 45           | 119       | 183                      | 69           | 59        | 86         | 136       | 184        | 65     | 243     | 185    | 72      | 30         | 67        | 50         |
| 1.51 or more                                       | 14           | 30        | 124                      | 22           | 14        | 43         | 31        | 54         | 13     | 73      | 33     | 9       | 10         | 11        | 22         |
| Not reported                                       | 12           | 24        | 10                       | 16           | 17        | 28         | 16        | 12         | 14     | 24      | 14     | 1       | 2          | 2         | 10         |

Table 23.—PLUMBING FACILITIES, YEAR BUILT, AND EQUIPMENT, FOR URBAN PLACES OF 2,500 TO 10,000: 1950

[Asterisk (\*) denotes statistics based on 20-percent sample]

| Subject  | Aldan | Ambler | Ann-ville (uninc.) | Apollo | Arch-bald | Arnold City-Fairhope (uninc.) | Ash-land | Ash-ley | Aspin-wall | Athens | Atlas (uninc.) | Ava-lon | Avoca | Baden | Bangor | Barne-boro | Beaver |
|--|-------|--------|--------------------|--------|-----------|-------------------------------|----------|---------|------------|--------|----------------|---------|-------|-------|--------|------------|--------|
| All dwelling units.....                                | 1,015 | 1,214  | 982                | 966    | 1,672     | 892                           | 1,880    | 1,402   | 1,240      | 1,433  | 830            | 2,063   | 1,053 | 1,053 | 1,882  | 974        | 2,130  |
| <b>WATER SUPPLY</b>                                    |       |        |                    |        |           |                               |          |         |            |        |                |         |       |       |        |            |        |
| Hot and cold piped running water inside structure..... | 1,007 | 1,151  | 788                | 852    | 1,142     | 481                           | 1,674    | 1,186   | 1,237      | 1,291  | 522            | 2,033   | 824   | 1,005 | 1,706  | 690        | 2,095  |
| Only cold piped running water inside structure.....    | ...   | 45     | 181                | 102    | 507       | 302                           | 181      | 199     | 1          | 113    | 299            | 20      | 223   | 24    | 148    | 242        | 7      |
| Piped running water outside structure.....             | ...   | ...    | 2                  | ...    | 1         | 13                            | ...      | 3       | ...        | 1      | ...            | ...     | ...   | 2     | 3      | 5          | 1      |
| No piped running water.....                            | ...   | ...    | 5                  | 6      | 10        | 88                            | 4        | 5       | ...        | 16     | 1              | 3       | 4     | 16    | 15     | 30         | 1      |
| Not reported.....                                      | 8     | 18     | 6                  | 6      | 12        | 8                             | 21       | 9       | 2          | 12     | 8              | 7       | 2     | 6     | 10     | 7          | 26     |
| <b>TOILET FACILITIES</b>                               |       |        |                    |        |           |                               |          |         |            |        |                |         |       |       |        |            |        |
| Flush toilet inside structure, exclusive use.....      | 1,005 | 1,153  | 735                | 832    | 1,157     | 416                           | 1,697    | 1,237   | 1,024      | 1,279  | 756            | 1,686   | 827   | 963   | 1,732  | 831        | 1,979  |
| Flush toilet inside structure, shared.....             | 2     | 32     | 20                 | 97     | 27        | 29                            | 23       | 23      | 208        | 62     | 5              | 362     | 25    | 45    | 22     | 39         | 111    |
| Other toilet facilities (including privy).....         | ...   | 9      | 218                | 30     | 396       | 412                           | 135      | 123     | 3          | 68     | 60             | 6       | 189   | 38    | 104    | 93         | 5      |
| No toilet.....   | ...   | 1      | 3                  | 1      | 76        | 24                            | 4        | 8       | 1          | 7      | 1              | 1       | 10    | 2     | 12     | 4          | 5      |
| Not reported.....                                      | 8     | 19     | 6                  | 6      | 16        | 11                            | 21       | 11      | 4          | 17     | 8              | 8       | 2     | 5     | 12     | 7          | 30     |
| <b>BATHING FACILITIES</b>                              |       |        |                    |        |           |                               |          |         |            |        |                |         |       |       |        |            |        |
| Installed bathtub or shower, exclusive use.....        | 1,005 | 1,123  | 709                | 748    | 1,064     | 387                           | 1,539    | 1,087   | 1,009      | 1,222  | 466            | 1,647   | 753   | 938   | 1,686  | 653        | 1,966  |
| Installed bathtub or shower, shared.....               | 2     | 34     | 23                 | 91     | 23        | 27                            | 33       | 14      | 217        | 63     | 1              | 383     | 26    | 60    | 21     | 32         | 114    |
| No bathtub or shower.....                              | ...   | 27     | 240                | 114    | 538       | 465                           | 278      | 283     | 6          | 106    | 352            | 283     | 272   | 34    | 160    | 282        | 15     |
| Not reported.....                                      | 8     | 30     | 10                 | 13     | 47        | 13                            | 30       | 18      | 8          | 42     | 11             | 10      | 2     | 21    | 15     | 7          | 35     |
| <b>*YEAR BUILT</b>                                     |       |        |                    |        |           |                               |          |         |            |        |                |         |       |       |        |            |        |
| Number reporting.....                                  | 985   | 1,160  | 1,000              | 925    | 1,510     | 910                           | 1,715    | 1,390   | 1,225      | 1,415  | 820            | 2,035   | 1,075 | 995   | 1,815  | 895        | 2,040  |
| 1945 or later.....                                     | 75    | 50     | 110                | 5      | 15        | 150                           | 20       | ...     | 15         | 40     | 5              | 95      | 5     | 95    | 40     | 70         | 95     |
| 1940 to 1944.....                                      | 115   | 45     | 5                  | ...    | ...       | 75                            | ...      | ...     | 5          | ...    | ...            | 40      | 5     | 310   | 20     | ...        | 90     |
| 1930 to 1939.....                                      | 190   | 60     | 60                 | 10     | 70        | 65                            | 30       | 20      | 30         | 30     | 45             | 100     | 10    | 185   | 100    | 35         | 200    |
| 1920 to 1929.....                                      | 355   | 275    | 20                 | 125    | 405       | 155                           | 120      | 230     | 345        | 65     | 155            | 275     | 90    | 235   | 280    | 110        | 425    |
| 1919 or earlier.....                                   | 250   | 730    | 805                | 785    | 1,020     | 465                           | 1,545    | 1,140   | 830        | 1,280  | 615            | 1,525   | 965   | 170   | 1,375  | 680        | 1,230  |
| <b>*ELECTRIC LIGHTING</b>                              |       |        |                    |        |           |                               |          |         |            |        |                |         |       |       |        |            |        |
| Number reporting.....                                  | 1,020 | 1,195  | 905                | 995    | 1,625     | 875                           | 1,835    | 1,340   | 1,240      | 1,430  | 830            | 2,055   | 995   | 1,045 | 1,885  | 935        | 2,115  |
| With electric lights.....                              | 1,015 | 1,195  | 905                | 995    | 1,620     | 850                           | 1,825    | 1,325   | 1,235      | 1,420  | 830            | 2,055   | 990   | 1,045 | 1,870  | 930        | 2,115  |
| All occupied dwelling units.....                       | 998   | 1,207  | 963                | 944    | 1,631     | 869                           | 1,836    | 1,380   | 1,228      | 1,381  | 826            | 1,984   | 1,037 | 1,040 | 1,851  | 958        | 2,110  |
| <b>*HEATING EQUIPMENT</b>                              |       |        |                    |        |           |                               |          |         |            |        |                |         |       |       |        |            |        |
| Number reporting heating equipment.....                | 1,005 | 1,220  | 955                | 930    | 1,685     | 920                           | 1,850    | 1,335   | 1,215      | 1,360  | 810            | 1,980   | 1,015 | 1,045 | 1,815  | 930        | 2,050  |
| Central heating, piped steam or hot water.....         | 920   | 550    | 275                | 140    | 980       | 40                            | 1,150    | 565     | 280        | 420    | 295            | 455     | 635   | 80    | 1,375  | 580        | 490    |
| Central heating, warm air furnace.....                 | 25    | 525    | 270                | 520    | 60        | 470                           | 190      | 240     | 830        | 700    | 45             | 1,410   | 130   | 925   | 290    | 130        | 1,335  |
| Noncentral heating, with flue.....                     | 60    | 140    | 380                | 175    | 405       | 385                           | 520      | 335     | 100        | 230    | 220            | 85      | 185   | 30    | 125    | 210        | 185    |
| Noncentral heating, without flue.....                  | ...   | 5      | 30                 | 95     | 125       | 20                            | 30       | 100     | 5          | 10     | 15             | 20      | 60    | 5     | 15     | 5          | 15     |
| Not heated.....  | ...   | ...    | ...                | ...    | 115       | 5                             | ...      | 95      | ...        | ...    | 235            | 10      | 5     | 5     | 10     | 5          | 25     |
| <b>*HEATING FUEL</b>                                   |       |        |                    |        |           |                               |          |         |            |        |                |         |       |       |        |            |        |
| Number reporting heating equipment.....                | 1,005 | 1,220  | 955                | 930    | 1,685     | 920                           | 1,850    | 1,335   | 1,215      | 1,360  | 810            | 1,980   | 1,015 | 1,045 | 1,815  | 930        | 2,050  |
| Central heating.....                                   | 945   | 1,075  | 545                | 660    | 1,040     | 510                           | 1,300    | 805     | 1,110      | 1,120  | 340            | 1,865   | 765   | 1,005 | 1,665  | 710        | 1,825  |
| Coal.....  | 390   | 610    | 445                | 485    | 980       | 485                           | 1,275    | 740     | 595        | 875    | 330            | 1,065   | 710   | 540   | 1,170  | 635        | 970    |
| Wood.....  | ...   | ...    | 5                  | 10     | ...       | ...                           | 20       | ...     | ...        | 5      | ...            | ...     | ...   | ...   | 10     | ...        | 5      |
| Utility gas.....                                       | 115   | 90     | 15                 | 155    | 10        | 10                            | 5        | 35      | 515        | ...    | ...            | 775     | 20    | 455   | 175    | ...        | 810    |
| Bottled gas.....                                       | ...   | ...    | 5                  | ...    | 5         | ...                           | ...      | 5       | ...        | ...    | 5              | 5       | 5     | ...   | ...    | ...        | ...    |
| Liquid fuel.....                                       | 435   | 350    | 70                 | ...    | 10        | ...                           | ...      | 5       | ...        | 220    | ...            | 15      | ...   | ...   | 245    | 10         | 25     |
| Other fuel.....  | 5     | 5      | 5                  | ...    | 30        | 15                            | ...      | 15      | ...        | 5      | 5              | 5       | 30    | ...   | 40     | 50         | ...    |
| Not reported.....                                      | ...   | 20     | ...                | 10     | 5         | ...                           | ...      | 5       | ...        | 15     | ...            | 5       | ...   | 10    | 25     | ...        | 15     |
| Noncentral heating.....                                | 60    | 145    | 410                | 270    | 530       | 405                           | 590      | 435     | 105        | 240    | 235            | 105     | 245   | 35    | 140    | 215        | 200    |
| Coal.....  | ...   | 50     | 260                | 120    | 525       | 260                           | 545      | 415     | 5          | 175    | 230            | 20      | 245   | 25    | 125    | 190        | 5      |
| Wood.....  | ...   | ...    | 5                  | ...    | ...       | ...                           | 5        | ...     | ...        | 15     | ...            | ...     | ...   | ...   | ...    | ...        | ...    |
| Utility gas.....                                       | 5     | 5      | ...                | 140    | ...       | 130                           | ...      | 5       | 100        | 5      | ...            | 70      | ...   | 5     | ...    | ...        | 180    |
| Bottled gas.....                                       | ...   | ...    | ...                | ...    | 5         | ...                           | ...      | ...     | ...        | ...    | ...            | ...     | ...   | ...   | ...    | ...        | ...    |
| Liquid fuel.....                                       | 55    | 70     | 145                | ...    | ...       | 5                             | ...      | 5       | ...        | 45     | ...            | 5       | ...   | 5     | 15     | 10         | ...    |
| Electricity.....                                       | ...   | ...    | ...                | ...    | ...       | 5                             | ...      | ...     | ...        | ...    | ...            | 5       | ...   | ...   | ...    | ...        | 15     |
| Other fuel.....  | ...   | 15     | ...                | ...    | ...       | ...                           | ...      | ...     | ...        | ...    | ...            | 5       | ...   | ...   | ...    | 10         | ...    |
| Not reported.....                                      | ...   | 5      | ...                | 5      | ...       | 5                             | ...      | 10      | ...        | ...    | 5              | ...     | ...   | ...   | ...    | ...        | ...    |
| Not heated.....  | ...   | ...    | ...                | ...    | 115       | 5                             | ...      | 95      | ...        | ...    | 235            | 10      | 5     | 5     | 10     | 5          | 25     |
| <b>*COOKING FUEL</b>                                   |       |        |                    |        |           |                               |          |         |            |        |                |         |       |       |        |            |        |
| Number reporting.....                                  | 975   | 1,175  | 965                | 935    | 1,555     | 845                           | 1,805    | 1,360   | 1,200      | 1,365  | 795            | 1,985   | 1,080 | 1,010 | 1,865  | 975        | 2,050  |
| Coal.....  | 20    | 100    | 150                | 10     | 1,415     | 210                           | 1,295    | 1,025   | 30         | 145    | 785            | 15      | 800   | 45    | 320    | 410        | 150    |
| Wood.....  | ...   | ...    | ...                | ...    | ...       | ...                           | ...      | ...     | ...        | 40     | 5              | ...     | ...   | ...   | 5      | ...        | ...    |
| Utility gas.....                                       | 775   | 795    | 390                | 805    | 10        | 450                           | 250      | 245     | 1,170      | 630    | ...            | 1,930   | 5     | 915   | 950    | ...        | 1,720  |
| Bottled gas.....                                       | ...   | 20     | 35                 | ...    | 25        | 25                            | 30       | 25      | ...        | 55     | ...            | 5       | 60    | 10    | 55     | 155        | 5      |
| Liquid fuel.....                                       | 15    | 105    | 40                 | ...    | 5         | 5                             | ...      | ...     | ...        | 25     | ...            | ...     | ...   | ...   | 55     | 55         | ...    |
| Electricity.....                                       | 165   | 150    | 330                | 115    | 100       | 155                           | 230      | 65      | ...        | 465    | 5              | 30      | 215   | 40    | 480    | 340        | 175    |
| Other fuel.....  | ...   | 5      | 15                 | 5      | ...       | ...                           | ...      | ...     | ...        | ...    | ...            | 5       | ...   | ...   | ...    | 15         | ...    |
| None.....  | ...   | ...    | 5                  | ...    | ...       | ...                           | ...      | ...     | ...        | 5      | ...            | ...     | ...   | ...   | ...    | ...        | ...    |
| <b>*REFRIGERATION EQUIPMENT</b>                        |       |        |                    |        |           |                               |          |         |            |        |                |         |       |       |        |            |        |
| Number reporting.....                                  | 995   | 1,195  | 900                | 975    | 1,590     | 840                           | 1,790    | 1,325   | 1,210      | 1,355  | 835            | 1,970   | 985   | 1,035 | 1,850  | 930        | 2,110  |
| Mechanical.....  | 985   | 1,165  | 775                | 865    | 1,285     | 740                           | 1,570    | 1,030   | 1,185      | 1,200  | 735            | 1,915   | 765   | 1,000 | 1,740  | 815        | 2,070  |
| Ice.....   | 10    | 20     | 100                | 55     | 105       | 5                             | 190      | 220     | 20         | 100    | 60             | 45      | 130   | 15    | 60     | 30         | 5      |
| Other or none.....                                     | ...   | 10     | 25                 | 55     | 190       | 95                            | 30       | 75      | 5          | 55     | 40             | 10      | 90    | 20    | 50     | 105        | 35     |
| <b>*KITCHEN SINK</b>                                   |       |        |                    |        |           |                               |          |         |            |        |                |         |       |       |        |            |        |
| Number reporting.....                                  | 975   | 1,185  | 975                | 940    | 1,555     | 845                           | 1,805    | 1,370   | 1,185      | 1,375  | 795            | 1,990   | 1,085 | 1,020 | 1,850  | 980        | 2,070  |
| With kitchen sink.....                                 | 975   | 1,170  | 950                | 940    | 1,550     | 790                           | 1,785    | 1,365   | 1,165      | 1,365  | 795            | 1,965   | 1,085 | 1,005 | 1,830  | 960        | 2,065  |
| <b>*RADIO</b>  |       |        |                    |        |           |                               |          |         |            |        |                |         |       |       |        |            |        |
| Number reporting.....                                  | 975   | 1,170  | 960                | 945    | 1,625     | 840                           | 1,795    | 1,355   | 1,215      | 1,360  | 810            | 1,975   | 1,025 | 1,050 | 1,810  | 980        | 2,095  |
| With radio.....  | 970   | 1,160  | 950                | 935    | 1,570     | 815                           | 1,760    | 1,320   | 1,210      | 1,330  | 795            | 1,965   | 1,015 | 1,040 | 1,785  | 960        | 2,080  |
| <b>*TELEVISION</b>                                     |       |        |                    |        |           |                               |          |         |            |        |                |         |       |       |        |            |        |
| Number reporting.....                                  | 975   | 1,165  | 955                | 945    | 1,610     | 840                           | 1,800    | 1,355   | 1,195      | 1,355  | 810            | 1,970   | 1,025 | 1,045 | 1,800  | 970        | 2,085  |
| With television.....                                   | 440   | 405    | 125                | 110    | 55        | 90                            | 10       | 30      | 175        | 20     | 5              | 245     | 5     | 120   | 260    | 30         | 205    |

Table 23.—PLUMBING FACILITIES, YEAR BUILT, AND EQUIPMENT, FOR URBAN PLACES OF 2,500 TO 10,000: 1950—Con.

[Asterisk (\*) denotes statistics based on 20-percent sample]

| Subject  | Beaver-<br>dale-<br>Lloydell<br>(uninc.) | Bed-<br>ford | Belle-<br>fonte | Belle-<br>wood | Bent-<br>ley-<br>ville | Birds-<br>boro | Blairs-<br>ville | Blakely | Boyer-<br>town | Brack-<br>en-<br>ridge | Bridge-<br>port | Bridge-<br>ville | Brook-<br>way | Brook-<br>ville | Browns-<br>ville | Burn-<br>ham | Calif-<br>ornia |
|--|--|--------------|-----------------|----------------|------------------------|----------------|------------------|---------|----------------|------------------------|-----------------|------------------|---------------|-----------------|------------------|--------------|-----------------|
| All dwelling units.....                                | 637                                      | 1,159        | 1,727           | 749            | 972                    | 1,065          | 1,561            | 1,966   | 1,265          | 1,810                  | 1,316           | 1,635            | 778           | 1,374           | 2,226            | 839          | 739             |
| <b>WATER SUPPLY</b>                                    |  |              |                 |                |                        |                |                  |         |                |                        |                 |                  |               |                 |                  |              |                 |
| Hot and cold piped running water inside structure..... | 320                                      | 992          | 1,543           | 651            | 605                    | 808            | 1,434            | 1,716   | 1,216          | 1,635                  | 1,217           | 1,461            | 744           | 1,294           | 1,711            | 637          | 627             |
| Only cold piped running water inside structure.....    | 290                                      | 137          | 153             | 93             | 277                    | 208            | 102              | 237     | 36             | 170                    | 81              | 154              | 26            | 53              | 438              | 191          | 92              |
| Piped running water outside structure.....             | 20                                       | 7            | 4               | 1              | 4                      | 1              | 1                | 1       | 4              | 1                      | ...             | 1                | ...           | ...             | 23               | 1            | ...             |
| No piped running water.....                            | 4  | 7            | 9               | 1              | 83                     | 42             | 15               | 5       | 2              | 1                      | 1               | 10               | 5             | 10              | 35               | 9            | 9               |
| Not reported.....                                      | 3  | 16           | 18              | 3              | 3                      | 6              | 9                | 7       | 7              | 3                      | 17              | 9                | 3             | 17              | 19               | 1            | 11              |
| <b>TOILET FACILITIES</b>                               |  |              |                 |                |                        |                |                  |         |                |                        |                 |                  |               |                 |                  |              |                 |
| Flush toilet inside structure, exclusive use.....      | 359                                      | 942          | 1,536           | 690            | 546                    | 640            | 1,328            | 1,803   | 1,195          | 1,547                  | 1,168           | 1,398            | 642           | 1,260           | 1,659            | 641          | 613             |
| Flush toilet inside structure, shared.....             | 13                                       | 37           | 89              | 41             | 77                     | 12             | 195              | 70      | 18             | 222                    | 102             | 129              | 107           | 53              | 228              | 40           | 58              |
| Other toilet facilities (including privy).....         | 259                                      | 153          | 46              | 14             | 344                    | 403            | 19               | 76      | 39             | 31                     | 24              | 88               | 23            | 36              | 291              | 149          | 51              |
| No toilet.....   | 2  | 10           | 33              | 1              | 2                      | 2              | 8                | 9       | 5              | 2                      | 3               | 8                | 3             | 7               | 24               | 7            | 4               |
| Not reported.....                                      | 4  | 17           | 23              | 3              | 3                      | 8              | 11               | 8       | 8              | 8                      | 19              | 12               | 3             | 18              | 24               | 2            | 13              |
| <b>BATHING FACILITIES</b>                              |  |              |                 |                |                        |                |                  |         |                |                        |                 |                  |               |                 |                  |              |                 |
| Installed bathtub or shower, exclusive use.....        | 285                                      | 920          | 1,419           | 596            | 524                    | 698            | 1,233            | 1,597   | 1,179          | 1,410                  | 1,108           | 1,323            | 637           | 1,225           | 1,502            | 607          | 569             |
| Installed bathtub or shower, shared.....               | 6  | 39           | 81              | 38             | 63                     | 14             | 204              | 77      | 17             | 219                    | 100             | 124              | 102           | 52              | 217              | 38           | 60              |
| No bathtub or shower.....                              | 339                                      | 172          | 206             | 112            | 380                    | 340            | 112              | 282     | 55             | 170                    | 80              | 177              | 34            | 78              | 484              | 193          | 96              |
| Not reported.....                                      | 7  | 28           | 21              | 3              | 5                      | 13             | 12               | 10      | 14             | 11                     | 28              | 11               | 5             | 19              | 23               | 1            | 12              |
| <b>*YEAR BUILT</b>                                     |  |              |                 |                |                        |                |                  |         |                |                        |                 |                  |               |                 |                  |              |                 |
| Number reporting.....                                  | 620                                      | 1,130        | 1,715           | 750            | 960                    | 1,075          | 1,515            | 1,940   | 1,270          | 1,780                  | 1,280           | 1,605            | 770           | 1,360           | 2,185            | 335          | 695             |
| 1945 or later.....                                     | 15                                       | 75           | 75              | 20             | 90                     | 65             | 55               | 10      | 35             | 120                    | 45              | 245              | 45            | 70              | 25               | 50           | 15              |
| 1940 to 1944.....                                      | 15                                       | 15           | 20              | 5              | 10                     | 10             | 10               | ...     | 10             | 50                     | 15              | 140              | 20            | 5               | 20               | 20           | 5               |
| 1930 to 1939.....                                      | 10                                       | 145          | 115             | 25             | 25                     | 15             | 15               | 90      | 70             | 120                    | 45              | 130              | 35            | 50              | 65               | 45           | 10              |
| 1920 to 1929.....                                      | 90                                       | 170          | 195             | 55             | 180                    | 65             | 280              | 325     | 185            | 345                    | 215             | 430              | 85            | 260             | 495              | 120          | 90              |
| 1919 or earlier.....                                   | 490                                      | 725          | 1,310           | 645            | 655                    | 920            | 1,155            | 1,515   | 970            | 1,145                  | 960             | 660              | 585           | 975             | 1,580            | 600          | 575             |
| <b>*ELECTRIC LIGHTING</b>                              |  |              |                 |                |                        |                |                  |         |                |                        |                 |                  |               |                 |                  |              |                 |
| Number reporting.....                                  | 660                                      | 1,180        | 1,710           | 735            | 965                    | 1,075          | 1,565            | 1,915   | 1,240          | 1,785                  | 1,275           | 1,610            | 780           | 1,350           | 2,210            | 820          | 725             |
| With electric lights.....                              | 650                                      | 1,175        | 1,705           | 735            | 960                    | 1,065          | 1,555            | 1,910   | 1,240          | 1,785                  | 1,275           | 1,610            | 775           | 1,340           | 2,160            | 820          | 725             |
| All occupied dwelling units.....                       | 624                                      | 1,127        | 1,698           | 735            | 951                    | 1,041          | 1,523            | 1,942   | 1,243          | 1,785                  | 1,306           | 1,604            | 766           | 1,342           | 2,185            | 823          | 732             |
| <b>*HEATING EQUIPMENT</b>                              |  |              |                 |                |                        |                |                  |         |                |                        |                 |                  |               |                 |                  |              |                 |
| Number reporting heating equipment.....                | 610                                      | 1,110        | 1,720           | 745            | 965                    | 1,035          | 1,510            | 1,930   | 1,240          | 1,820                  | 1,280           | 1,550            | 765           | 1,330           | 2,160            | 830          | 715             |
| Central heating, piped steam or hot water.....         | 180                                      | 730          | 970             | 270            | 55                     | 335            | 380              | 1,365   | 705            | 185                    | 1,005           | 345              | 80            | 495             | 315              | 155          | 195             |
| Central heating, warm air furnace.....                 | 90                                       | 205          | 440             | 380            | 740                    | 380            | 880              | 170     | 415            | 1,115                  | 175             | 805              | 525           | 430             | 875              | 400          | 340             |
| Noncentral heating, with flue.....                     | 335                                      | 175          | 300             | 95             | 125                    | 275            | 170              | 320     | 85             | 365                    | 75              | 370              | 150           | 315             | 720              | 235          | 145             |
| Noncentral heating, without flue.....                  | 5  | ...          | 5               | ...            | 40                     | 45             | 75               | 60      | 25             | 145                    | 10              | 25               | 10            | 85              | 240              | 35           | 35              |
| Not heated.....  | ...                                      | ...          | 5               | ...            | 5                      | ...            | 5                | 15      | 10             | 10                     | 15              | 5                | ...           | 5               | 10               | 5            | ...             |
| <b>*HEATING FUEL</b>                                   |  |              |                 |                |                        |                |                  |         |                |                        |                 |                  |               |                 |                  |              |                 |
| Number reporting heating equipment.....                | 610                                      | 1,110        | 1,720           | 745            | 965                    | 1,035          | 1,510            | 1,930   | 1,240          | 1,820                  | 1,280           | 1,550            | 765           | 1,330           | 2,160            | 830          | 715             |
| Central heating.....                                   | 270                                      | 935          | 1,410           | 650            | 795                    | 715            | 1,260            | 1,535   | 1,120          | 1,300                  | 1,180           | 1,150            | 605           | 925             | 1,190            | 555          | 535             |
| Coal.....  | 250                                      | 665          | 1,260           | 535            | 615                    | 565            | 920              | 1,480   | 770            | 950                    | 670             | 765              | 455           | 645             | 980              | 495          | 380             |
| Wood.....  | ...                                      | ...          | ...             | ...            | ...                    | ...            | ...              | ...     | 5              | 5                      | ...             | 10               | ...           | ...             | 10               | ...          | ...             |
| Utility gas.....                                       | 5  | 5            | 15              | 100            | 175                    | 10             | 330              | ...     | ...            | 340                    | 155             | 355              | 150           | 250             | 190              | 5            | 150             |
| Bottled gas.....                                       | ...                                      | 5            | ...             | 10             | ...                    | ...            | 20               | ...     | ...            | ...                    | 5               | ...              | ...           | 5               | ...              | ...          | ...             |
| Liquid fuel.....                                       | 5  | 200          | 125             | 5              | 140                    | 10             | 20               | 325     | ...            | 345                    | 5               | ...              | ...           | 15              | ...              | 45           | ...             |
| Other fuel.....  | ...                                      | 55           | 5               | ...            | ...                    | ...            | 15               | 10      | ...            | ...                    | 10              | ...              | ...           | 5               | 20               | ...          | 5               |
| Not reported.....                                      | 10                                       | 5            | 5               | ...            | ...                    | ...            | ...              | 10      | 5              | 5                      | 5               | ...              | ...           | 5               | ...              | ...          | ...             |
| Noncentral heating.....                                | 340                                      | 175          | 305             | 95             | 165                    | 320            | 245              | 380     | 110            | 510                    | 85              | 395              | 160           | 400             | 960              | 270          | 180             |
| Coal.....  | 330                                      | 140          | 250             | 80             | 60                     | 245            | 120              | 375     | 100            | 220                    | 55              | 110              | 105           | 185             | 585              | 165          | 115             |
| Wood.....  | ...                                      | 10           | ...             | ...            | ...                    | 5              | ...              | ...     | ...            | ...                    | ...             | ...              | ...           | ...             | 360              | ...          | 60              |
| Utility gas.....                                       | ...                                      | ...          | 5               | 105            | 5                      | 120            | ...              | ...     | ...            | 275                    | ...             | 280              | 55            | 210             | 360              | ...          | ...             |
| Bottled gas.....                                       | 5  | 20           | 5               | ...            | ...                    | ...            | ...              | ...     | 10             | ...                    | ...             | ...              | ...           | 5               | ...              | ...          | ...             |
| Liquid fuel.....                                       | 5  | 20           | 45              | 5              | ...                    | 5              | ...              | ...     | 10             | ...                    | 25              | 5                | ...           | ...             | ...              | 95           | ...             |
| Electricity.....                                       | ...                                      | ...          | ...             | ...            | ...                    | ...            | ...              | ...     | ...            | ...                    | ...             | ...              | ...           | ...             | ...              | ...          | ...             |
| Other fuel.....  | ...                                      | 5            | ...             | ...            | ...                    | 5              | ...              | ...     | 5              | ...                    | 5               | ...              | ...           | ...             | ...              | ...          | ...             |
| Not reported.....                                      | ...                                      | ...          | 5               | ...            | ...                    | ...            | ...              | ...     | ...            | ...                    | ...             | ...              | ...           | ...             | ...              | ...          | ...             |
| Not heated.....  | ...                                      | ...          | 5               | ...            | 5                      | ...            | 5                | 15      | 10             | 10                     | 15              | 5                | ...           | 5               | 10               | 5            | ...             |
| <b>*COOKING FUEL</b>                                   |  |              |                 |                |                        |                |                  |         |                |                        |                 |                  |               |                 |                  |              |                 |
| Number reporting.....                                  | 600                                      | 1,105        | 1,665           | 720            | 945                    | 1,015          | 1,530            | 1,950   | 1,225          | 1,760                  | 1,290           | 1,625            | 745           | 1,310           | 2,130            | 835          | 735             |
| Coal.....  | 475                                      | 250          | 240             | 70             | 35                     | 110            | 45               | 1,585   | 280            | 5                      | 175             | 35               | 35            | 165             | 235              | 215          | 45              |
| Wood.....  | ...                                      | 5            | ...             | ...            | ...                    | 20             | ...              | 5       | ...            | ...                    | ...             | ...              | ...           | ...             | ...              | 25           | ...             |
| Utility gas.....                                       | ...                                      | 10           | 405             | 480            | 825                    | 635            | 1,430            | 5       | 300            | 1,725                  | 1,045           | 1,390            | 665           | 1,090           | 1,740            | 165          | 640             |
| Bottled gas.....                                       | 20                                       | 75           | 20              | 15             | 10                     | 50             | 5                | 250     | 25             | 5                      | 5               | 10               | ...           | 10              | 5                | 30           | 5               |
| Liquid fuel.....                                       | 20                                       | 145          | 30              | 30             | 5                      | ...            | ...              | 10      | ...            | ...                    | 35              | ...              | 3             | 25              | 5                | 115          | ...             |
| Electricity.....                                       | 85                                       | 615          | 965             | 125            | 60                     | 195            | 50               | 105     | 605            | 20                     | 30              | 185              | 35            | 20              | 140              | 285          | 35              |
| Other fuel.....  | ...                                      | 5            | 5               | ...            | 10                     | ...            | ...              | ...     | ...            | ...                    | ...             | ...              | ...           | ...             | ...              | ...          | ...             |
| None.....  | ...                                      | ...          | ...             | ...            | ...                    | 5              | ...              | ...     | 5              | 5                      | ...             | 5                | ...           | ...             | ...              | ...          | 10              |
| <b>*REFRIGERATION EQUIPMENT</b>                        |  |              |                 |                |                        |                |                  |         |                |                        |                 |                  |               |                 |                  |              |                 |
| Number reporting.....                                  | 650                                      | 1,140        | 1,675           | 715            | 955                    | 1,045          | 1,505            | 1,905   | 1,230          | 1,775                  | 1,255           | 1,600            | 765           | 1,320           | 2,165            | 800          | 720             |
| Mechanical.....  | 475                                      | 995          | 1,590           | 590            | 850                    | 950            | 1,380            | 1,650   | 1,185          | 1,570                  | 1,185           | 1,530            | 705           | 1,135           | 1,895            | 625          | 675             |
| Ice.....   | ...                                      | 65           | 55              | 120            | 5                      | 50             | 90               | 150     | 35             | 75                     | 50              | 10               | 20            | 40              | 115              | 150          | ...             |
| Other or none.....                                     | 175                                      | 80           | 30              | 5              | 100                    | 45             | 35               | 105     | 10             | 130                    | 20              | 60               | 40            | 145             | 155              | 45           | 45              |
| <b>*KITCHEN SINK</b>                                   |  |              |                 |                |                        |                |                  |         |                |                        |                 |                  |               |                 |                  |              |                 |
| Number reporting.....                                  | 605                                      | 1,105        | 1,675           | 730            | 945                    | 1,020          | 1,535            | 1,955   | 1,225          | 1,760                  | 1,290           | 1,635            | 745           | 1,300           | 2,145            | 835          | 740             |
| With kitchen sink.....                                 | 590                                      | 1,085        | 1,650           | 715            | 870                    | 995            | 1,500            | 1,955   | 1,210          | 1,735                  | 1,290           | 1,590            | 735           | 1,260           | 2,070            | 815          | 705             |
| <b>*RADIO</b>  |  |              |                 |                |                        |                |                  |         |                |                        |                 |                  |               |                 |                  |              |                 |
| Number reporting.....                                  | 600                                      | 1,105        | 1,640           | 730            | 930                    | 1,020          | 1,545            | 1,945   | 1,230          | 1,760                  | 1,305           | 1,630            | 775           | 1,340           | 2,205            | 825          | 745             |
| With radio.....  | 565                                      | 1,085        | 1,590           | 710            | 885                    | 1,020          | 1,515            | 1,920   | 1,230          | 1,730                  | 1,285           | 1,590            | 770           | 1,325           | 2,140            | 800          | 715             |
| <b>*TELEVISION</b>                                     |  |              |                 |                |                        |                |                  |         |                |                        |                 |                  |               |                 |                  |              |                 |
| Number reporting.....                                  | 605                                      | 1,105        | 1,640           | 725            | 930                    | 1,030          | 1,540            | 1,935   | 1,215          | 1,760                  | 1,290           | 1,635            | 775           | 1,335           | 2,205            | 820          | 745             |
| With television.....                                   | 15                                       | 55           | 5               | 10             | 65                     | 250            | 95               | 20      | 370            | .160                   | 515             | 210              | 20            | 45              | 140              | ...          | 35              |

Table 23.—PLUMBING FACILITIES, YEAR BUILT, AND EQUIPMENT, FOR URBAN PLACES OF 2,500 TO 10,000: 1950—Con.

[Asterisk (\*) denotes statistics based on 20-percent sample]

| Subject  | Camp Hill | Castle Shannon | Cata-sauqua | Center-ville | Char-leroi | Clar-ion | Clarks Summit | Clear-field | Clifton Heights | Clymer | Coal-dale | Col-ling-dale | Coplay | Corry | Cou-der-sport | Craf-ton | Cres-soc |
|--|-----------|----------------|-------------|--------------|------------|----------|---------------|-------------|-----------------|--------|-----------|---------------|--------|-------|---------------|----------|----------|
| All dwelling units.....                                | 1,950     | 1,577          | 1,432       | 1,502        | 3,083      | 1,265    | 880           | 2,887       | 1,970           | 694    | 1,414     | 2,414         | 742    | 2,582 | 1,023         | 2,584    | 717      |
| <b>WATER SUPPLY</b>                                    |           |                |             |              |            |          |               |             |                 |        |           |               |        |       |               |          |          |
| Hot and cold piped running water inside structure..... | 1,890     | 1,521          | 1,072       | 527          | 2,838      | 1,218    | 853           | 2,767       | 1,899           | 310    | 1,335     | 2,336         | 500    | 2,407 | 927           | 2,539    | 638      |
| Only cold piped running water inside structure.....    | 18        | 39             | 321         | 630          | 216        | 38       | 7             | 88          | 33              | 359    | 72        | 40            | 226    | 94    | 66            | 16       | 71       |
| Piped running water outside structure.....             | ...       | 1              | 10          | 24           | 8          | ...      | ...           | ...         | ...             | 4      | ...       | ...           | 2      | 1     | 5             | ...      | 1        |
| No piped running water.....                            | 16        | 3              | 21          | 217          | 12         | 1        | 6             | 6           | 23              | 20     | 2         | 1             | 6      | 43    | 12            | ...      | ...      |
| Not reported.....                                      | 26        | 13             | 8           | 4            | 9          | 8        | 14            | 26          | 15              | 1      | 5         | 37            | 8      | 37    | 13            | 25       | 3        |
| <b>TOILET FACILITIES</b>                               |           |                |             |              |            |          |               |             |                 |        |           |               |        |       |               |          |          |
| Flush toilet inside structure, exclusive use.....      | 1,878     | 1,435          | 967         | 313          | 2,739      | 1,123    | 855           | 2,567       | 1,906           | 270    | 1,373     | 2,358         | 437    | 2,324 | 895           | 2,318    | 617      |
| Flush toilet inside structure, shared.....             | 13        | 92             | 67          | 16           | 294        | 97       | ...           | 240         | 2               | 15     | 16        | 14            | 23     | 114   | 47            | 230      | 93       |
| Other toilet facilities (including privy).....         | 33        | 31             | 383         | 1,125        | 32         | 31       | 7             | 35          | 44              | 376    | 16        | 1             | 273    | 84    | 64            | 9        | 3        |
| No toilet.....   | 1         | 2              | 7           | 42           | 6          | 5        | 4             | 14          | 3               | 32     | 3         | 3             | 1      | 18    | 4             | 1        | ...      |
| Not reported.....                                      | 25        | 17             | 8           | 6            | 12         | 9        | 14            | 31          | 15              | 1      | 6         | 38            | 8      | 42    | 13            | 26       | 4        |
| <b>BATHING FACILITIES</b>                              |           |                |             |              |            |          |               |             |                 |        |           |               |        |       |               |          |          |
| Installed bathtub or shower, exclusive use.....        | 1,855     | 1,404          | 945         | 538          | 2,508      | 1,107    | 850           | 2,499       | 1,896           | 258    | 1,155     | 2,349         | 428    | 2,263 | 864           | 2,294    | 551      |
| Installed bathtub or shower, shared.....               | 16        | 99             | 56          | 15           | 316        | 99       | ...           | 240         | 2               | 15     | 16        | 13            | 22     | 134   | 46            | 240      | 91       |
| No bathtub or shower.....                              | 45        | 60             | 424         | 937          | 245        | 46       | 14            | 149         | 56              | 419    | 236       | 5             | 283    | 138   | 95            | 20       | 70       |
| Not reported.....                                      | 34        | 14             | 7           | 12           | 14         | 13       | 16            | 39          | 16              | 2      | 7         | 47            | 9      | 47    | 18            | 30       | 3        |
| <b>*YEAR BUILT</b>                                     |           |                |             |              |            |          |               |             |                 |        |           |               |        |       |               |          |          |
| Number reporting.....                                  | 1,875     | 1,520          | 1,395       | 1,485        | 3,055      | 1,230    | 855           | 2,800       | 1,935           | 655    | 1,350     | 2,180         | 700    | 2,505 | 1,030         | 2,480    | 685      |
| 1945 or later.....                                     | 410       | 675            | 30          | 115          | 45         | 80       | 25            | 115         | 825             | 20     | 20        | 130           | 45     | 70    | 50            | 130      | 30       |
| 1940 to 1944.....                                      | 225       | 50             | 5           | 70           | 15         | 30       | 20            | 10          | 25              | ...    | ...       | 20            | ...    | 110   | 15            | 40       | 5        |
| 1930 to 1939.....                                      | 290       | 140            | 20          | 75           | 85         | 115      | 95            | 105         | 30              | 20     | 15        | 110           | 10     | 45    | 115           | 199      | 31       |
| 1920 to 1929.....                                      | 505       | 340            | 70          | 340          | 365        | 145      | 430           | 465         | 350             | 55     | 290       | 1,075         | 85     | 230   | 45            | 510      | 145      |
| 1910 or earlier.....                                   | 445       | 315            | 1,270       | 885          | 2,545      | 860      | 285           | 2,105       | 705             | 560    | 1,025     | 845           | 560    | 2,050 | 805           | 1,605    | 470      |
| <b>*ELECTRIC LIGHTING</b>                              |           |                |             |              |            |          |               |             |                 |        |           |               |        |       |               |          |          |
| Number reporting.....                                  | 1,945     | 1,560          | 1,395       | 1,460        | 3,105      | 1,300    | 865           | 2,835       | 1,885           | 670    | 1,440     | 2,375         | 750    | 2,550 | 1,050         | 2,560    | 730      |
| With electric lights.....                              | 1,945     | 1,555          | 1,390       | 1,430        | 3,105      | 1,295    | 865           | 2,815       | 1,875           | 665    | 1,440     | 2,375         | 745    | 2,540 | 1,035         | 2,560    | 730      |
| All occupied dwelling units.....                       | 1,908     | 1,505          | 1,405       | 1,474        | 3,042      | 1,239    | 870           | 2,836       | 1,939           | 659    | 1,397     | 2,361         | 733    | 2,469 | 984           | 2,449    | 703      |
| <b>*HEATING EQUIPMENT</b>                              |           |                |             |              |            |          |               |             |                 |        |           |               |        |       |               |          |          |
| Number reporting heating equipment.....                | 1,910     | 1,480          | 1,475       | 1,490        | 3,045      | 1,255    | 850           | 2,905       | 1,925           | 655    | 1,395     | 2,350         | 715    | 2,355 | 965           | 2,405    | 700      |
| Central heating, piped steam or hot water.....         | 1,190     | 385            | 695         | 70           | 645        | 235      | 705           | 2,090       | 795             | 165    | 925       | 1,945         | 330    | 130   | 105           | 890      | 535      |
| Central heating, warm air furnace.....                 | 630       | 1,015          | 315         | 690          | 1,610      | 715      | 120           | 485         | 860             | 115    | 105       | 365           | 95     | 490   | 295           | 1,360    | 60       |
| Noncentral heating, with flue.....                     | 65        | 65             | 260         | 585          | 635        | 215      | 15            | 310         | 270             | 360    | 220       | 20            | 285    | 1,350 | 425           | 125      | 80       |
| Noncentral heating, without flue.....                  | 25        | 15             | 175         | 130          | 135        | 90       | 10            | 10          | ...             | 15     | 125       | 15            | 5      | 375   | 140           | 30       | 5        |
| Not heated.....  | ...       | ...            | 30          | 15           | 20         | ...      | ...           | 10          | ...             | ...    | 20        | 5             | ...    | 10    | ...           | ...      | 20       |
| <b>*HEATING FUEL</b>                                   |           |                |             |              |            |          |               |             |                 |        |           |               |        |       |               |          |          |
| Number reporting heating equipment.....                | 1,910     | 1,480          | 1,475       | 1,490        | 3,045      | 1,255    | 850           | 2,905       | 1,925           | 655    | 1,395     | 2,350         | 715    | 2,355 | 965           | 2,405    | 700      |
| Central heating.....                                   | 1,820     | 1,400          | 1,010       | 760          | 2,255      | 950      | 825           | 2,575       | 1,655           | 280    | 1,030     | 2,310         | 425    | 620   | 400           | 2,250    | 595      |
| Coal.....  | 740       | 435            | 840         | 680          | 2,025      | 605      | 775           | 1,935       | 505             | 290    | 990       | 875           | 350    | 335   | 15            | 875      | 395      |
| Wood.....  | ...       | ...            | 5           | 5            | ...        | ...      | ...           | 20          | ...             | 5      | ...       | 10            | 5      | ...   | 5             | ...      | ...      |
| Utility gas.....                                       | 225       | 935            | 10          | 60           | 220        | 340      | 5             | 80          | 230             | ...    | 10        | 540           | 20     | 275   | 385           | 1,370    | 180      |
| Bottled gas.....                                       | ...       | 5              | ...         | 5            | ...        | ...      | ...           | 20          | 5               | 5      | 5         | 5             | ...    | ...   | ...           | ...      | 10       |
| Liquid fuel.....                                       | 840       | ...            | 145         | ...          | 5          | 5        | 15            | 205         | 905             | 25     | ...       | 855           | 45     | ...   | ...           | ...      | ...      |
| Other fuel.....  | 10        | 25             | 5           | 10           | ...        | ...      | ...           | 270         | 10              | ...    | 15        | 15            | ...    | ...   | ...           | ...      | 5        |
| Not reported.....                                      | 5         | ...            | 5           | 5            | ...        | ...      | 30            | 45          | ...             | ...    | 5         | 20            | ...    | 5     | ...           | ...      | 5        |
| Noncentral heating.....                                | 90        | 80             | 435         | 715          | 770        | 305      | 25            | 320         | 270             | 375    | 345       | 35            | 290    | 1,725 | 565           | 155      | 85       |
| Coal.....  | 35        | 30             | 380         | 600          | 305        | 100      | 20            | 275         | 50              | 355    | 345       | 15            | 250    | 230   | 40            | 55       | 70       |
| Wood.....  | ...       | ...            | ...         | 5            | ...        | ...      | ...           | ...         | ...             | ...    | 5         | ...           | 40     | 30    | ...           | ...      | ...      |
| Utility gas.....                                       | ...       | 40             | 15          | 60           | 450        | 205      | ...           | 5           | ...             | ...    | ...       | 10            | 5      | 1,420 | 480           | 90       | 15       |
| Bottled gas.....                                       | ...       | ...            | ...         | 15           | ...        | ...      | ...           | ...         | 5               | ...    | ...       | ...           | ...    | ...   | ...           | ...      | ...      |
| Liquid fuel.....                                       | 55        | 5              | 40          | 35           | ...        | ...      | ...           | 25          | 205             | 10     | ...       | 5             | 35     | 10    | 5             | ...      | ...      |
| Electricity.....                                       | ...       | ...            | ...         | ...          | ...        | ...      | ...           | ...         | ...             | ...    | ...       | ...           | ...    | 10    | ...           | ...      | ...      |
| Other fuel.....  | ...       | ...            | ...         | ...          | 5          | ...      | ...           | 10          | 5               | ...    | ...       | ...           | ...    | 10    | 5             | ...      | ...      |
| Not reported.....                                      | ...       | 5              | ...         | ...          | 5          | ...      | 5             | 5           | 5               | ...    | ...       | ...           | ...    | 5     | 5             | ...      | ...      |
| Not heated.....  | ...       | ...            | 30          | 15           | 20         | ...      | ...           | 10          | ...             | ...    | 20        | 5             | ...    | 10    | ...           | ...      | 20       |
| <b>*COOKING FUEL</b>                                   |           |                |             |              |            |          |               |             |                 |        |           |               |        |       |               |          |          |
| Number reporting.....                                  | 1,850     | 1,465          | 1,395       | 1,465        | 3,015      | 1,220    | 830           | 2,720       | 1,875           | 645    | 1,370     | 2,285         | 715    | 2,460 | 935           | 2,390    | 685      |
| Coal.....  | 30        | 65             | 130         | 550          | 105        | 10       | 475           | 675         | 85              | 385    | 1,035     | 125           | 200    | 70    | 10            | 40       | 80       |
| Wood.....  | ...       | ...            | ...         | 5            | ...        | ...      | ...           | 5           | ...             | ...    | ...       | 5             | ...    | 5     | 20            | 5        | ...      |
| Utility gas.....                                       | 1,245     | 1,295          | 950         | 490          | 2,715      | 1,120    | 210           | 340         | 1,570           | 20     | 130       | 1,840         | 430    | 2,150 | 770           | 2,270    | 580      |
| Bottled gas.....                                       | 15        | 15             | 25          | 40           | 5          | 5        | ...           | 200         | ...             | 75     | 45        | ...           | ...    | 20    | ...           | ...      | 5        |
| Liquid fuel.....                                       | 35        | 5              | 30          | 55           | ...        | ...      | ...           | 130         | 55              | 30     | ...       | 90            | 10     | 20    | ...           | ...      | ...      |
| Electricity.....                                       | 525       | 80             | 255         | 315          | 185        | 80       | 145           | 1,350       | 165             | 130    | 160       | 225           | 75     | 185   | 130           | 75       | 20       |
| Other fuel.....  | ...       | 5              | ...         | 10           | ...        | 5        | ...           | 15          | ...             | 5      | ...       | ...           | ...    | 5     | ...           | ...      | ...      |
| None.....  | ...       | ...            | 5           | ...          | 5          | ...      | ...           | 5           | ...             | ...    | ...       | ...           | ...    | 5     | ...           | ...      | ...      |
| <b>*REFRIGERATION EQUIPMENT</b>                        |           |                |             |              |            |          |               |             |                 |        |           |               |        |       |               |          |          |
| Number reporting.....                                  | 1,895     | 1,535          | 1,395       | 1,430        | 3,085      | 1,250    | 820           | 2,780       | 1,830           | 650    | 1,435     | 2,360         | 740    | 2,450 | 995           | 2,430    | 725      |
| Mechanical.....  | 1,870     | 1,480          | 1,285       | 1,235        | 2,915      | 1,195    | 800           | 2,495       | 1,765           | 555    | 1,205     | 2,270         | 665    | 2,090 | 890           | 2,380    | 635      |
| Ice.....   | 15        | 15             | 90          | 5            | 20         | 5        | 10            | 120         | 60              | 10     | 195       | 75            | 60     | 175   | 5             | ...      | 5        |
| Other or none.....                                     | 10        | 40             | 20          | 190          | 150        | 50       | 10            | 165         | 5               | 85     | 35        | 15            | 15     | 185   | 100           | 50       | 85       |
| <b>*KITCHEN SINK</b>                                   |           |                |             |              |            |          |               |             |                 |        |           |               |        |       |               |          |          |
| Number reporting.....                                  | 1,855     | 1,460          | 1,400       | 1,465        | 3,030      | 1,225    | 845           | 2,750       | 1,880           | 645    | 1,370     | 2,295         | 715    | 2,465 | 940           | 2,395    | 680      |
| With kitchen sink.....                                 | 1,840     | 1,455          | 1,350       | 1,335        | 2,965      | 1,210    | 845           | 2,715       | 1,880           | 620    | 1,360     | 2,295         | 700    | 2,445 | 925           | 2,370    | 675      |
| <b>*RADIO</b>  |           |                |             |              |            |          |               |             |                 |        |           |               |        |       |               |          |          |
| Number reporting.....                                  | 1,875     | 1,485          | 1,365       | 1,485        | 3,005      | 1,195    | 880           | 2,785       | 1,855           | 665    | 1,420     | 2,330         | 775    | 2,410 | 975           | 2,425    | 700      |
| With radio.....  | 1,865     | 1,475          | 1,345       | 1,440        | 2,945      | 1,185    | 880           | 2,745       | 1,850           | 640    | 1,410     | 2,300         | 770    | 2,380 | 950           | 2,420    | 685      |
| <b>*TELEVISION</b>                                     |           |                |             |              |            |          |               |             |                 |        |           |               |        |       |               |          |          |
| Number reporting.....                                  | 1,875     | 1,475          | 1,360       | 1,485        | 3,005      | 1,185    | 880           | 2,765       | 1,855           | 665    | 1,420     | 2,325         | 770    | 2,425 | 975           | 2,425    | 700      |
| With television.....                                   | 155       | 300            | 300         | 60           | 355        | 95       | 35            | 20          | 950             | ...    | 25        | 1,085         | 180    | 30    | ...           | 310      | 80       |

Table 23.—PLUMBING FACILITIES, YEAR BUILT, AND EQUIPMENT, FOR URBAN PLACES OF 2,500 TO 10,000: 1950—Con.

[Asterisk (\*) denotes statistics based on 20-percent sample]

| Subject  | Cur-wens-ville | Dale | Dallas-town | Dan-ville | Derry | Dick-son City | Down-ing-town | Doylestown | Dravos-burg | Du-pont | Duryea | East Cone-naugh | East Lans-downe | East McKees-port | East Mauch-Chunk | East Pitts-burgh | East Strouds-burg |
|--|----------------|------|-------------|-----------|-------|---------------|---------------|------------|-------------|---------|--------|-----------------|-----------------|------------------|------------------|------------------|-------------------|
| All dwelling units.....                                | 981            | 949  | 959         | 2,123     | 1,117 | 2,516         | 1,348         | 1,682      | 1,067       | 997     | 1,767  | 1,045           | 990             | 917              | 868              | 1,424            | 2,021             |
| <b>WATER SUPPLY.</b>                                   |                |      |             |           |       |               |               |            |             |         |        |                 |                 |                  |                  |                  |                   |
| Hot and cold piped running water inside structure..... | 809            | 832  | 788         | 1,720     | 1,018 | 1,570         | 1,235         | 1,595      | 954         | 529     | 1,332  | 670             | 980             | 882              | 845              | 1,381            | 1,877             |
| Only cold piped running water inside structure.....    | 131            | 100  | 163         | 359       | 89    | 919           | 89            | 74         | 98          | 462     | 405    | 370             | 1               | 29               | 15               | 21               | 100               |
| Piped running water outside structure.....             | ...            | 3    | 1           | 9         | 1     | 31            | 7             | 2          | ...         | 3       | 2      | ...             | ...             | ...              | ...              | 1                | 10                |
| No piped running water.....                            | 39             | 4    | 5           | 25        | 4     | 22            | 5             | 1          | 11          | ...     | 23     | ...             | ...             | ...              | 2                | 1                | 25                |
| Not reported.....                                      | 2              | 10   | 2           | 10        | 5     | 2             | 12            | 10         | 4           | 3       | 5      | 5               | 9               | 6                | 6                | 20               | 9                 |
| <b>TOILET FACILITIES</b>                               |                |      |             |           |       |               |               |            |             |         |        |                 |                 |                  |                  |                  |                   |
| Flush toilet inside structure, exclusive use.....      | 782            | 812  | 789         | 1,930     | 932   | 2,054         | 1,223         | 1,598      | 950         | 354     | 1,287  | 968             | 977             | 831              | 799              | 1,125            | 1,861             |
| Flush toilet inside structure, shared.....             | 69             | 81   | 22          | 24        | 159   | 45            | 42            | 35         | 62          | 35      | 18     | 56              | 4               | 68               | 12               | 256              | 45                |
| Other toilet facilities (including privy).....         | 127            | 21   | 142         | 141       | 18    | 405           | 70            | 33         | 46          | 604     | 376    | 12              | ...             | 5                | 48               | 3                | 89                |
| No toilet.....   | 1              | 21   | 2           | 18        | 1     | 8             | 1             | 5          | 3           | 1       | 79     | 3               | ...             | 2                | 2                | 16               | 14                |
| Not reported.....                                      | 2              | 14   | 4           | 10        | 7     | 4             | 12            | 11         | 6           | 3       | 7      | 6               | 9               | 11               | 7                | 24               | 12                |
| <b>BATHING FACILITIES</b>                              |                |      |             |           |       |               |               |            |             |         |        |                 |                 |                  |                  |                  |                   |
| Installed bathtub or shower, exclusive use.....        | 717            | 703  | 743         | 1,649     | 871   | 1,336         | 840           | 1,575      | 897         | 336     | 1,050  | 623             | 973             | 773              | 784              | 1,085            | 1,831             |
| Installed bathtub or shower, shared.....               | 68             | 73   | 21          | 23        | 136   | 51            | 45            | 34         | 60          | 23      | 12     | 47              | 4               | 83               | 12               | 270              | 45                |
| No bathtub or shower.....                              | 188            | 163  | 189         | 440       | 104   | 1,121         | 98            | 62         | 105         | 630     | 685    | 368             | ...             | 43               | 63               | 38               | 134               |
| Not reported.....                                      | 8              | 10   | 6           | 11        | 6     | 8             | 365           | 11         | 5           | 8       | 19     | 7               | 13              | 18               | 9                | 31               | 13                |
| <b>*YEAR BUILT</b>                                     |                |      |             |           |       |               |               |            |             |         |        |                 |                 |                  |                  |                  |                   |
| Number reporting.....                                  | 955            | 895  | 955         | 2,105     | 1,130 | 2,455         | 1,385         | 1,675      | 1,015       | 930     | 1,735  | 1,010           | 975             | 880              | 860              | 1,015            | 1,985             |
| 1945 or later.....                                     | 40             | 20   | 130         | 25        | 80    | 15            | 80            | 110        | 20          | 40      | 20     | 10              | 10              | 55               | 5                | ...              | 85                |
| 1940 to 1944.....                                      | 25             | 20   | 15          | 5         | 10    | ...           | 20            | 50         | 470         | 25      | 15     | ...             | ...             | 95               | 5                | 5                | 25                |
| 1930 to 1939.....                                      | 55             | 25   | 10          | 45        | 20    | 95            | 70            | 65         | 70          | 105     | 75     | 5               | 70              | 75               | ...              | 40               | 255               |
| 1920 to 1929.....                                      | 100            | 115  | 200         | 130       | 165   | 565           | 195           | 230        | 85          | 300     | 305    | 70              | 460             | 200              | 70               | 200              | 600               |
| 1919 or earlier.....                                   | 735            | 715  | 600         | 1,900     | 855   | 1,780         | 1,020         | 1,220      | 370         | 460     | 1,320  | 925             | 435             | 455              | 780              | 770              | 1,020             |
| <b>*ELECTRIC LIGHTING</b>                              |                |      |             |           |       |               |               |            |             |         |        |                 |                 |                  |                  |                  |                   |
| Number reporting.....                                  | 975            | 935  | 960         | 2,055     | 1,120 | 2,525         | 1,290         | 1,675      | 1,045       | 1,020   | 1,775  | 1,050           | 985             | 940              | 850              | 1,385            | 2,030             |
| With electric lights.....                              | 975            | 935  | 955         | 2,035     | 1,120 | 2,515         | 1,275         | 1,665      | 1,045       | 1,010   | 1,770  | 1,040           | 985             | 940              | 850              | 1,385            | 2,015             |
| All occupied dwelling units.....                       | 972            | 931  | 943         | 2,063     | 1,109 | 2,480         | 1,324         | 1,636      | 1,058       | 993     | 1,746  | 1,031           | 979             | 909              | 857              | 1,420            | 1,956             |
| <b>*HEATING EQUIPMENT</b>                              |                |      |             |           |       |               |               |            |             |         |        |                 |                 |                  |                  |                  |                   |
| Number reporting heating equipment.....                | 945            | 930  | 940         | 2,060     | 1,135 | 2,430         | 1,325         | 1,675      | 1,055       | 985     | 1,705  | 1,040           | 935             | 925              | 890              | 1,405            | 1,890             |
| Central heating, piped steam or hot water.....         | 375            | 465  | 445         | 785       | 510   | 1,210         | 685           | 935        | 120         | 485     | 800    | 430             | 875             | 205              | 535              | 465              | 835               |
| Central heating, warm air furnace.....                 | 375            | 290  | 270         | 510       | 95    | 95            | 435           | 615        | 785         | 5       | 130    | 155             | 60              | 645              | 165              | 585              | 720               |
| Noncentral heating, with flue.....                     | 185            | 145  | 130         | 635       | 70    | 745           | 170           | 90         | 150         | 270     | 535    | 330             | ...             | 70               | 155              | 310              | 260               |
| Noncentral heating, without flue.....                  | 10             | 15   | 90          | 125       | 35    | 135           | 10            | 35         | ...         | 155     | 50     | 120             | ...             | 5                | 25               | 40               | 70                |
| Not heated.....  | ...            | 15   | 5           | 5         | 5     | 245           | 25            | ...        | ...         | 70      | 190    | 5               | ...             | ...              | 10               | 5                | 5                 |
| <b>*HEATING FUEL</b>                                   |                |      |             |           |       |               |               |            |             |         |        |                 |                 |                  |                  |                  |                   |
| Number reporting heating equipment.....                | 945            | 930  | 940         | 2,060     | 1,135 | 2,430         | 1,325         | 1,675      | 1,055       | 985     | 1,705  | 1,040           | 935             | 925              | 890              | 1,405            | 1,890             |
| Central heating.....                                   | 750            | 755  | 715         | 1,295     | 1,025 | 1,305         | 1,120         | 1,550      | 905         | 490     | 930    | 585             | 935             | 850              | 700              | 1,050            | 1,555             |
| Coal.....  | 660            | 575  | 400         | 1,215     | 725   | 1,265         | 630           | 710        | 470         | 445     | 920    | 550             | 350             | 495              | 660              | 545              | 1,120             |
| Wood.....  | ...            | ...  | ...         | 10        | ...   | 15            | ...           | ...        | ...         | ...     | 5      | ...             | 5               | 10               | ...              | ...              | ...               |
| Utility gas.....                                       | ...            | 180  | 10          | 15        | 295   | 5             | 10            | 25         | 435         | ...     | 10     | 210             | 325             | 10               | 485              | 90               | ...               |
| Bottled gas.....                                       | ...            | ...  | ...         | ...       | ...   | ...           | ...           | ...        | ...         | 40      | ...    | 15              | ...             | 5                | ...              | 5                | 15                |
| Liquid fuel.....                                       | 50             | ...  | 295         | 45        | ...   | 465           | 800           | ...        | ...         | ...     | ...    | 350             | ...             | 15               | 5                | 285              | ...               |
| Other fuel.....  | 35             | ...  | 5           | 10        | ...   | 10            | 5             | 15         | ...         | 5       | 10     | 5               | ...             | ...              | ...              | 40               | ...               |
| Not reported.....                                      | 5              | ...  | ...         | ...       | ...   | 5             | 5             | ...        | ...         | ...     | ...    | 15              | 20              | 5                | 10               | 5                | 5                 |
| Noncentral heating.....                                | 195            | 160  | 220         | 760       | 105   | 880           | 180           | 125        | 150         | 425     | 585    | 450             | ...             | 75               | 180              | 350              | 330               |
| Coal.....  | 185            | 120  | 115         | 670       | 45    | 870           | 80            | 70         | 415         | 580     | 435    | ...             | 25              | 170              | 65               | 240              | ...               |
| Wood.....  | ...            | ...  | ...         | ...       | ...   | ...           | 15            | ...        | ...         | ...     | 5      | ...             | ...             | 5                | ...              | 15               | ...               |
| Utility gas.....                                       | ...            | 25   | 10          | ...       | 55    | 5             | 5             | ...        | 80          | ...     | ...    | ...             | 45              | ...              | 280              | 10               | ...               |
| Bottled gas.....                                       | ...            | ...  | ...         | ...       | ...   | ...           | ...           | ...        | ...         | 10      | ...    | 5               | ...             | ...              | ...              | ...              | ...               |
| Liquid fuel.....                                       | 10             | 10   | 95          | 40        | ...   | 75            | 55            | ...        | ...         | ...     | 10     | ...             | ...             | 5                | ...              | 60               | ...               |
| Electricity.....                                       | ...            | ...  | ...         | ...       | ...   | ...           | 5             | ...        | ...         | ...     | ...    | ...             | ...             | ...              | ...              | ...              | ...               |
| Other fuel.....  | ...            | ...  | ...         | 45        | ...   | ...           | ...           | ...        | ...         | ...     | ...    | ...             | ...             | ...              | ...              | ...              | 5                 |
| Not reported.....                                      | ...            | 5    | ...         | ...       | ...   | ...           | ...           | ...        | ...         | ...     | ...    | ...             | ...             | 5                | ...              | 5                | ...               |
| Not heated.....  | ...            | 15   | 5           | 5         | 5     | 245           | 25            | ...        | ...         | 70      | 190    | 5               | ...             | ...              | 10               | 5                | 5                 |
| <b>*COOKING FUEL</b>                                   |                |      |             |           |       |               |               |            |             |         |        |                 |                 |                  |                  |                  |                   |
| Number reporting.....                                  | 985            | 915  | 925         | 2,035     | 1,065 | 2,515         | 1,295         | 1,595      | 1,050       | 995     | 1,695  | 1,025           | 955             | 875              | 780              | 1,410            | 1,985             |
| Coal.....  | 375            | 55   | 110         | 825       | 40    | 1,975         | 155           | 75         | 20          | 885     | 1,565  | 440             | 35              | 25               | 460              | 110              | 315               |
| Wood.....  | 5              | ...  | 15          | 10        | ...   | ...           | 5             | 5          | ...         | ...     | ...    | ...             | ...             | ...              | ...              | ...              | 25                |
| Utility gas.....                                       | 5              | 830  | 325         | 730       | 835   | 295           | 670           | 790        | 1,005       | 10      | ...    | 10              | 755             | 795              | 195              | 1,270            | 960               |
| Bottled gas.....                                       | 155            | ...  | 5           | 95        | 5     | 80            | 40            | 35         | ...         | 40      | 55     | 340             | 5               | ...              | 15               | 10               | 100               |
| Liquid fuel.....                                       | 40             | ...  | 60          | 15        | 5     | ...           | 195           | 70         | ...         | ...     | 95     | 80              | ...             | 5                | ...              | 85               | ...               |
| Electricity.....                                       | 405            | 15   | 410         | 340       | 165   | 160           | 230           | 620        | 25          | 55      | 75     | 110             | 80              | 50               | 100              | 10               | 480               |
| Other fuel.....  | ...            | 10   | ...         | 10        | 15    | ...           | ...           | ...        | ...         | ...     | 30     | ...             | ...             | ...              | ...              | 10               | ...               |
| None.....  | ...            | 5    | ...         | 10        | ...   | 5             | ...           | ...        | ...         | 5       | ...    | ...             | ...             | 5                | ...              | ...              | ...               |
| <b>*REFRIGERATION EQUIPMENT</b>                        |                |      |             |           |       |               |               |            |             |         |        |                 |                 |                  |                  |                  |                   |
| Number reporting.....                                  | 975            | 925  | 945         | 1,995     | 1,105 | 2,475         | 1,270         | 1,635      | 1,045       | 1,010   | 1,740  | 1,040           | 980             | 935              | 825              | 1,365            | 1,985             |
| Mechanical.....  | 780            | 790  | 860         | 1,520     | 1,055 | 1,975         | 1,240         | 1,550      | 985         | 730     | 1,410  | 810             | 965             | 910              | 690              | 1,300            | 1,670             |
| Ice.....   | 75             | 60   | 60          | 395       | 5     | 240           | 30            | 45         | 40          | 185     | 185    | 80              | 5               | 5                | 110              | 35               | 250               |
| Other or none.....                                     | 120            | 75   | 25          | 80        | 45    | 260           | ...           | 40         | 20          | 95      | 145    | 150             | 10              | 20               | 25               | 30               | 65                |
| <b>*KITCHEN SINK</b>                                   |                |      |             |           |       |               |               |            |             |         |        |                 |                 |                  |                  |                  |                   |
| Number reporting.....                                  | 985            | 915  | 925         | 2,035     | 1,065 | 2,515         | 1,295         | 1,595      | 1,050       | 995     | 1,695  | 1,025           | 955             | 875              | 780              | 1,410            | 1,985             |
| With kitchen sink.....                                 | 945            | 905  | 920         | 1,995     | 1,060 | 2,495         | 1,310         | 1,610      | 1,045       | 995     | 1,670  | 1,005           | 965             | 875              | 780              | 1,390            | 1,955             |
| <b>*RADIO</b>  |                |      |             |           |       |               |               |            |             |         |        |                 |                 |                  |                  |                  |                   |
| Number reporting.....                                  | 995            | 930  | 935         | 2,115     | 1,060 | 2,505         | 1,285         | 1,565      | 1,045       | 995     | 1,755  | 1,030           | 980             | 910              | 875              | 1,365            | 1,955             |
| With radio.....  | 970            | 920  | 925         | 2,065     | 1,055 | 2,435         | 1,260         | 1,555      | 1,045       | 970     | 1,715  | 1,015           | 965             | 900              | 870              | 1,335            | 1,905             |
| <b>*TELEVISION</b>                                     |                |      |             |           |       |               |               |            |             |         |        |                 |                 |                  |                  |                  |                   |
| Number reporting.....                                  | 995            | 930  | 940         | 2,105     | 1,090 | 2,505         | 1,255         | 1,560      | 1,045       | 1,000   | 1,750  | 1,030           | 965             | 905              | 885              | 1,280            | 1,955             |
| With television.....                                   | 15             | 55   | 150         | 25        | 105   | 5             | 375           | 495        | 245         | 5       | 5      | 45              | 370             | 135              | 50               | 135              | 115               |

Table 23.—PLUMBING FACILITIES, YEAR BUILT, AND EQUIPMENT, FOR URBAN PLACES OF 2,500 TO 10,000: 1950—Con.

[Asterisk (\*) denotes statistics based on 20-percent sample]

| Subject  | Ebens-<br>burg | Eddy-<br>stone | Edge-<br>wood | Edgewood-<br>Ferndale-<br>Fairview-<br>(uninc.) | Ed-<br>wards-<br>ville | Eliza-<br>beth | Eliza-<br>beth-<br>town | Emmaus | Empo-<br>rium | Ens-<br>worth | Eph-<br>rata | Etna  | Exeter | Faxon-<br>Kenmar<br>(uninc.) | Fern-<br>dale | Ford<br>City | Forest<br>City |
|--|----------------|----------------|---------------|---|------------------------|----------------|-------------------------|--------|---------------|---------------|--------------|-------|--------|------------------------------|---------------|--------------|----------------|
| All dwelling units.....                                | 1,158          | 834            | 1,599         | 2,362   | 1,861                  | 783            | 1,594                   | 2,215  | 1,119         | 842           | 2,230        | 1,955 | 1,286  | 899                          | 805           | 1,542        | 980            |
| <b>WATER SUPPLY</b>                                    |                |                |               |   |                        |                |                         |        |               |               |              |       |        |                              |               |              |                |
| Hot and cold piped running water inside structure..... | 1,110          | 812            | 1,575         | 1,816   | 1,659                  | 709            | 1,535                   | 1,865  | 1,096         | 825           | 1,977        | 1,721 | 1,152  | 864                          | 791           | 1,373        | 707            |
| Only cold piped running water inside structure.....    | 31             | 9              | ...           | 508   | 215                    | 65             | 51                      | 301    | 7             | 6             | 192          | 227   | 17     | 17                           | 9             | 161          | 268            |
| Piped running water outside structure.....             | 5              | 10             | ...           | 1   | ...                    | ...            | ...                     | ...    | ...           | ...           | 16           | 1     | ...    | 1                            | ...           | ...          | 1              |
| No piped running water.....                            | 3              | ...            | ...           | 7   | 2                      | 5              | 2                       | 16     | 3             | 1             | 30           | 2     | 2      | 9                            | 1             | 4            | 1              |
| Not reported.....                                      | 9              | 3              | 24            | 30  | 5                      | 4              | 6                       | 21     | 13            | 10            | 15           | 4     | 4      | 8                            | 4             | 4            | 3              |
| <b>TOILET FACILITIES</b>                               |                |                |               |   |                        |                |                         |        |               |               |              |       |        |                              |               |              |                |
| Flush toilet inside structure, exclusive use.....      | 1,036          | 777            | 1,493         | 2,087   | 1,756                  | 713            | 1,532                   | 1,788  | 1,060         | 739           | 2,022        | 1,631 | 1,195  | 852                          | 779           | 1,445        | 920            |
| Flush toilet inside structure, shared.....             | 97             | 36             | 81            | 14  | 6                      | 15             | 40                      | 27     | 38            | 88            | 51           | 282   | 21     | 11                           | 17            | 75           | 10             |
| Other toilet facilities (including privy).....         | 11             | 14             | ...           | 223   | 109                    | 43             | 6                       | 366    | 6             | 3             | 136          | 37    | 62     | 27                           | 2             | 13           | 42             |
| No toilet.....   | 2              | ...            | ...           | 8   | 3                      | 4              | 10                      | 13     | 1             | 1             | 8            | 1     | 2      | 2                            | 3             | 3            | 3              |
| Not reported.....                                      | 12             | 7              | 25            | 30  | 7                      | 8              | 6                       | 21     | 14            | 11            | 13           | 4     | 6      | 7                            | 4             | 6            | 5              |
| <b>BATHING FACILITIES</b>                              |                |                |               |   |                        |                |                         |        |               |               |              |       |        |                              |               |              |                |
| Installed bathtub or shower, exclusive use.....        | 1,003          | 764            | 1,486         | 1,677   | 1,486                  | 664            | 1,495                   | 1,726  | 1,037         | 721           | 1,920        | 1,329 | 1,028  | 848                          | 761           | 1,302        | 565            |
| Installed bathtub or shower, shared.....               | 101            | 44             | 81            | 36  | 13                     | 19             | 34                      | 24     | 52            | 98            | 48           | 281   | 33     | 11                           | 17            | 80           | 8              |
| No bathtub or shower.....                              | 26             | 17             | 1             | 615   | 366                    | 84             | 59                      | 443    | 16            | 8             | 247          | 336   | 214    | 31                           | 21            | 156          | 400            |
| Not reported.....                                      | 28             | 9              | 31            | 34  | 16                     | 16             | 6                       | 22     | 14            | 15            | 15           | 9     | 11     | 9                            | 6             | 4            | 7              |
| <b>*YEAR BUILT</b>                                     |                |                |               |   |                        |                |                         |        |               |               |              |       |        |                              |               |              |                |
| Number reporting.....                                  | 1,065          | 790            | 1,540         | 2,335   | 1,850                  | 770            | 1,585                   | 2,190  | 1,045         | 865           | 2,190        | 1,985 | 1,275  | 880                          | 800           | 1,490        | 990            |
| 1946 or later.....                                     | 115            | 35             | 105           | 20  | 30                     | 40             | 185                     | 275    | 90            | 95            | 180          | 50    | 30     | 120                          | 40            | 45           | 5              |
| 1940 to 1944.....                                      | 80             | 165            | 30            | 15  | 5                      | 10             | 35                      | 85     | 35            | 20            | 130          | 15    | 30     | 340                          | 10            | 35           | ...            |
| 1930 to 1939.....                                      | 150            | 15             | 215           | 165   | 30                     | 25             | 150                     | 110    | 80            | 80            | 240          | 110   | 125    | 125                          | 55            | 40           | ...            |
| 1920 to 1929.....                                      | 200            | 70             | 430           | 655   | 269                    | 95             | 205                     | 450    | 100           | 180           | 470          | 400   | 375    | 135                          | 360           | 285          | 75             |
| 1919 or earlier.....                                   | 520            | 505            | 760           | 1,480   | 1,525                  | 600            | 1,010                   | 1,270  | 720           | 490           | 1,170        | 1,410 | 715    | 160                          | 335           | 1,085        | 910            |
| <b>*ELECTRIC LIGHTING</b>                              |                |                |               |   |                        |                |                         |        |               |               |              |       |        |                              |               |              |                |
| Number reporting.....                                  | 1,140          | 830            | 1,590         | 2,310   | 1,870                  | 745            | 1,555                   | 2,170  | 1,110         | 810           | 2,195        | 1,885 | 1,250  | 885                          | 765           | 1,545        | 960            |
| With electric lights.....                              | 1,135          | 825            | 1,590         | 2,295   | 1,870                  | 745            | 1,555                   | 2,160  | 1,095         | 810           | 2,180        | 1,885 | 1,250  | 885                          | 765           | 1,540        | 960            |
| All occupied dwelling units.....                       | 1,127          | 817            | 1,548         | 2,326   | 1,867                  | 781            | 1,572                   | 2,182  | 1,103         | 824           | 2,189        | 1,934 | 1,275  | 882                          | 789           | 1,531        | 954            |
| <b>*HEATING EQUIPMENT</b>                              |                |                |               |   |                        |                |                         |        |               |               |              |       |        |                              |               |              |                |
| Number reporting heating equipment.....                | 1,070          | 820            | 1,545         | 2,325   | 1,845                  | 765            | 1,585                   | 2,095  | 1,040         | 810           | 2,225        | 1,940 | 1,270  | 885                          | 815           | 1,560        | 940            |
| Central heating, piped steam or hot water.....         | 795            | 510            | 745           | 1,000   | 705                    | 180            | 905                     | 1,095  | 255           | 180           | 1,195        | 495   | 665    | 240                          | 685           | 210          | 415            |
| Central heating, warm air furnace.....                 | 125            | 270            | 765           | 300   | 325                    | 445            | 450                     | 510    | 395           | 575           | 605          | 815   | 190    | 595                          | 85            | 635          | 40             |
| Noncentral heating, with flue.....                     | 125            | 20             | 35            | 520   | 640                    | 60             | 210                     | 445    | 355           | 35            | 355          | 535   | 190    | 35                           | 15            | 605          | 450            |
| Noncentral heating, without flue.....                  | 15             | 10             | ...           | 385   | 120                    | 75             | 15                      | 45     | 35            | 20            | 60           | 85    | 30     | 5                            | 15            | 105          | 25             |
| Not heated.....  | 10             | 10             | ...           | 120   | 55                     | 5              | 5                       | ...    | ...           | ...           | 10           | 10    | 195    | 10                           | 15            | 5            | 10             |
| <b>*HEATING FUEL</b>                                   |                |                |               |   |                        |                |                         |        |               |               |              |       |        |                              |               |              |                |
| Number reporting heating equipment.....                | 1,070          | 820            | 1,545         | 2,325   | 1,845                  | 765            | 1,585                   | 2,095  | 1,040         | 810           | 2,225        | 1,940 | 1,270  | 885                          | 815           | 1,560        | 940            |
| Central heating.....                                   | 920            | 780            | 1,510         | 1,300   | 1,030                  | 625            | 1,355                   | 1,605  | 650           | 755           | 1,800        | 1,310 | 855    | 835                          | 770           | 845          | 455            |
| Coal.....  | 685            | 350            | 300           | 1,295   | 1,005                  | 295            | 825                     | 1,180  | 185           | 350           | 1,310        | 750   | 810    | 630                          | 495           | 680          | 420            |
| Wood.....  | 5              | ...            | ...           | ...   | ...                    | ...            | ...                     | 5      | ...           | ...           | ...          | 10    | ...    | 5                            | 5             | ...          | 5              |
| Utility gas.....                                       | 190            | 30             | 995           | ...   | 10                     | 295            | 15                      | 50     | 430           | 395           | 5            | 545   | 35     | 15                           | 270           | 150          | ...            |
| Bottled gas.....                                       | 5              | ...            | ...           | ...   | ...                    | ...            | ...                     | ...    | ...           | ...           | 15           | ...   | ...    | ...                          | ...           | ...          | 10             |
| Liquid fuel.....                                       | 20             | 390            | 15            | ...   | 5                      | 450            | 365                     | 15     | 5             | 425           | 5            | ...   | 100    | ...                          | 5             | 20           |                |
| Other fuel.....  | 10             | ...            | ...           | 5   | 15                     | 50             | ...                     | 5      | ...           | 30            | ...          | 5     | 80     | ...                          | 5             | ...          | ...            |
| Not reported.....                                      | 5              | 10             | ...           | 10  | 15                     | 15             | 5                       | 10     | 5             | 15            | 5            | ...   | 5      | ...                          | 5             | ...          | ...            |
| Noncentral heating.....                                | 140            | 30             | 35            | 905   | 760                    | 135            | 225                     | 490    | 390           | 55            | 415          | 620   | 220    | 40                           | 30            | 710          | 475            |
| Coal.....  | 30             | 25             | 5             | 890   | 755                    | 55             | 115                     | 395    | 45            | 10            | 300          | 240   | 220    | 35                           | 15            | 375          | 470            |
| Wood.....  | ...            | 5              | ...           | 10  | ...                    | ...            | ...                     | ...    | 10            | ...           | ...          | ...   | ...    | ...                          | ...           | ...          | ...            |
| Utility gas.....                                       | 105            | ...            | 30            | ...   | ...                    | 80             | 20                      | ...    | 320           | 35            | ...          | 360   | ...    | ...                          | 5             | 330          | ...            |
| Bottled gas.....                                       | 5              | ...            | ...           | 5   | ...                    | ...            | ...                     | 5      | 5             | 5             | 5            | ...   | ...    | ...                          | ...           | ...          | ...            |
| Liquid fuel.....                                       | ...            | ...            | ...           | ...   | ...                    | 90             | 95                      | 5      | 5             | 90            | ...          | ...   | 5      | ...                          | 5             | ...          | ...            |
| Electricity.....                                       | ...            | ...            | ...           | ...   | ...                    | ...            | ...                     | 5      | ...           | ...           | 20           | 10    | ...    | ...                          | 5             | ...          | 5              |
| Other fuel.....  | ...            | ...            | ...           | ...   | ...                    | ...            | ...                     | ...    | ...           | ...           | ...          | 10    | ...    | ...                          | ...           | ...          | ...            |
| Not reported.....                                      | ...            | ...            | ...           | 5   | ...                    | ...            | ...                     | ...    | ...           | ...           | ...          | ...   | ...    | ...                          | ...           | ...          | ...            |
| Not heated.....  | 10             | 10             | ...           | 120   | 55                     | 5              | 5                       | ...    | ...           | ...           | 10           | 10    | 195    | 10                           | 15            | 5            | 10             |
| <b>*COOKING FUEL</b>                                   |                |                |               |   |                        |                |                         |        |               |               |              |       |        |                              |               |              |                |
| Number reporting.....                                  | 1,155          | 815            | 1,515         | 2,255   | 1,860                  | 730            | 1,610                   | 2,215  | 1,070         | 810           | 2,135        | 1,905 | 1,260  | 890                          | 800           | 1,510        | 935            |
| Coal.....  | 55             | 15             | 60            | 1,635   | 1,670                  | 65             | 205                     | 280    | 55            | 10            | 320          | 60    | 885    | 55                           | 225           | 35           | 770            |
| Wood.....  | ...            | 5              | ...           | 5   | ...                    | ...            | ...                     | 10     | ...           | ...           | 5            | ...   | ...    | 5                            | ...           | ...          | ...            |
| Utility gas.....                                       | 795            | 670            | 1,390         | 260   | 45                     | 610            | 920                     | 1,080  | 765           | 790           | 20           | 1,820 | 180    | 445                          | 540           | 1,445        | 10             |
| Bottled gas.....                                       | 35             | ...            | ...           | 40  | 90                     | ...            | 40                      | 90     | 5             | ...           | 770          | 15    | 50     | 25                           | ...           | ...          | 100            |
| Liquid fuel.....                                       | ...            | 35             | 5             | ...   | 5                      | 15             | 70                      | 45     | ...           | ...           | 125          | ...   | ...    | 10                           | ...           | ...          | ...            |
| Electricity.....                                       | 270            | 90             | 60            | 315   | 35                     | 40             | 355                     | 710    | 245           | 10            | 890          | 10    | 145    | 350                          | 35            | 30           | 55             |
| Other fuel.....  | ...            | ...            | ...           | ...   | ...                    | ...            | 5                       | 5      | ...           | ...           | 5            | ...   | ...    | ...                          | ...           | ...          | ...            |
| None.....  | ...            | ...            | ...           | ...   | 10                     | ...            | 5                       | ...    | ...           | ...           | ...          | ...   | ...    | ...                          | ...           | ...          | ...            |
| <b>*REFRIGERATION EQUIPMENT</b>                        |                |                |               |   |                        |                |                         |        |               |               |              |       |        |                              |               |              |                |
| Number reporting.....                                  | 1,120          | 825            | 1,565         | 2,270   | 1,865                  | 730            | 1,515                   | 2,130  | 1,105         | 775           | 2,140        | 1,870 | 1,250  | 870                          | 760           | 1,535        | 935            |
| Mechanical.....  | 1,045          | 780            | 1,560         | 1,865   | 1,440                  | 720            | 1,340                   | 1,885  | 1,050         | 755           | 1,955        | 1,715 | 1,070  | 835                          | 725           | 1,450        | 550            |
| Ice.....   | 10             | 30             | ...           | 325   | 380                    | 5              | 135                     | 190    | 5             | 15            | 155          | 60    | 115    | 35                           | 15            | 30           | 230            |
| Other or none.....                                     | 65             | 15             | 5             | 80  | 45                     | 5              | 40                      | 55     | 50            | 5             | 30           | 95    | 65     | ...                          | 20            | 55           | 155            |
| <b>*KITCHEN SINK</b>                                   |                |                |               |   |                        |                |                         |        |               |               |              |       |        |                              |               |              |                |
| Number reporting.....                                  | 1,155          | 815            | 1,505         | 2,275   | 1,865                  | 755            | 1,605                   | 2,225  | 1,075         | 810           | 2,150        | 1,905 | 1,255  | 895                          | 800           | 1,510        | 945            |
| With kitchen sink.....                                 | 1,135          | 810            | 1,505         | 2,265   | 1,865                  | 745            | 1,580                   | 2,205  | 1,065         | 810           | 2,090        | 1,895 | 1,255  | 885                          | 800           | 1,505        | 945            |
| <b>*RADIO</b>  |                |                |               |   |                        |                |                         |        |               |               |              |       |        |                              |               |              |                |
| Number reporting.....                                  | 1,135          | 830            | 1,565         | 2,310   | 1,815                  | 770            | 1,535                   | 2,180  | 1,115         | 805           | 2,175        | 1,960 | 1,290  | 850                          | 760           | 1,480        | 935            |
| With radio.....  | 1,095          | 805            | 1,555         | 2,285   | 1,795                  | 760            | 1,500                   | 2,170  | 1,070         | 805           | 2,115        | 1,930 | 1,270  | 850                          | 745           | 1,470        | 895            |
| <b>*TELEVISION</b>                                     |                |                |               |   |                        |                |                         |        |               |               |              |       |        |                              |               |              |                |
| Number reporting.....                                  | 1,120          | 825            | 1,540         | 2,235   | 1,820                  | 770            | 1,540                   | 2,195  | 1,115         | 810           | 2,165        | 1,940 | 1,280  | 850                          | 760           | 1,480        | 935            |
| With television.....                                   | 65             | 405            | 160           | 25  | 10                     | 60             | 245                     | 455    | 5             | 85            | 410          | 235   | 15     | 5                            | 95            | 55           | 15             |

Table 23.—PLUMBING FACILITIES, YEAR BUILT, AND EQUIPMENT, FOR URBAN PLACES OF 2,500 TO 10,000: 1950—Con.

[Asterisk (\*) denotes statistics based on 20-percent sample]

| Subject  | Forest Hills | Forty Fort | Fountain Hill | Frackville | Freedom | Free-land | Freeport | Gal-litzin | Get-tye-burg | Gil-ber-ton | Gil-rard-ville | Glass-port | Glen Lyon (uninc.) | Glen-olden | Green-castle | Green-Tree | Green-ville |
|--|--------------|------------|---------------|------------|---------|-----------|----------|------------|--------------|-------------|----------------|------------|--------------------|------------|--------------|------------|-------------|
| All dwelling units.....                                | 1,894        | 1,911      | 1,421         | 1,861      | 845     | 1,668     | 796      | 796        | 2,023        | 756         | 1,043          | 2,328      | 1,173              | 1,817      | 883          | 823        | 2,801       |
| <b>WATER SUPPLY</b>                                    |              |            |               |            |         |           |          |            |              |             |                |            |                    |            |              |            |             |
| Hot and cold piped running water inside structure..... | 1,849        | 1,884      | 1,353         | 1,615      | 799     | 1,486     | 748      | 536        | 1,759        | 267         | 804            | 2,019      | 1,057              | 1,807      | 610          | 798        | 2,744       |
| Only cold piped running water inside structure.....    | 9            | 13         | 59            | 214        | 38      | 176       | 39       | 243        | 248          | 451         | 233            | 297        | 112                | ...        | 234          | 10         | 22          |
| Piped running water outside structure.....             | ...          | ...        | 1             | 15         | ...     | ...       | 1        | ...        | 1            | 7           | 1              | 1          | ...                | ...        | 28           | 1          | 2           |
| No piped running water.....                            | 5            | 2          | 4             | 6          | 7       | 1         | ...      | 10         | 2            | 26          | ...            | 5          | 1                  | ...        | 7            | 7          | 6           |
| Not reported.....                                      | 31           | 12         | 4             | 11         | 1       | 5         | 8        | 7          | 13           | 5           | 6              | 6          | 3                  | 10         | 4            | 7          | 27          |
| <b>TOILET FACILITIES</b>                               |              |            |               |            |         |           |          |            |              |             |                |            |                    |            |              |            |             |
| Flush toilet inside structure, exclusive use.....      | 1,806        | 1,873      | 1,361         | 1,605      | 729     | 1,615     | 669      | 578        | 1,881        | 331         | 916            | 1,984      | 1,119              | 1,796      | 679          | 768        | 2,517       |
| Flush toilet inside structure, shared.....             | 46           | 19         | 33            | 24         | 94      | 23        | 97       | 69         | 79           | ...         | 3              | 254        | 9                  | 9          | 29           | 32         | 234         |
| Other toilet facilities (including privy).....         | 6            | 4          | 20            | 210        | 11      | 17        | 21       | 102        | 38           | 411         | 119            | 74         | 39                 | ...        | 168          | 16         | 16          |
| No toilet.....   | 4            | 1          | 3             | 12         | 8       | 2         | 1        | 4          | 9            | 10          | ...            | 8          | 2                  | ...        | 3            | ...        | 6           |
| Not reported.....                                      | 32           | 14         | 4             | 10         | 3       | 11        | 8        | 43         | 16           | 4           | 5              | 8          | 4                  | 12         | 4            | 7          | 28          |
| <b>BATHING FACILITIES</b>                              |              |            |               |            |         |           |          |            |              |             |                |            |                    |            |              |            |             |
| Installed bathtub or shower, exclusive use.....        | 1,801        | 1,856      | 1,311         | 1,514      | 697     | 1,308     | 623      | 331        | 1,703        | 260         | 755            | 1,731      | 913                | 1,789      | 662          | 760        | 2,466       |
| Installed bathtub or shower, shared.....               | 46           | 19         | 37            | 16         | 100     | 25        | 99       | 48         | 73           | ...         | 1              | 257        | 17                 | 9          | 24           | 36         | 246         |
| No bathtub or shower.....                              | 13           | 14         | 66            | 306        | 47      | 313       | 64       | 282        | 224          | 484         | 279            | 331        | 238                | 2          | 193          | 19         | 53          |
| Not reported.....                                      | 34           | 22         | 7             | 25         | 1       | 22        | 10       | 135        | 23           | 12          | 8              | 9          | 5                  | 17         | 4            | 8          | 36          |
| <b>*YEAR BUILT</b>                                     |              |            |               |            |         |           |          |            |              |             |                |            |                    |            |              |            |             |
| Number reporting.....                                  | 1,845        | 1,800      | 1,390         | 1,835      | 845     | 1,650     | 795      | 375        | 1,990        | 670         | 1,025          | 2,345      | 1,160              | 1,775      | 845          | 825        | 2,755       |
| 1945 or later.....                                     | 225          | 35         | 95            | 15         | 20      | 5         | 25       | 10         | 85           | 5           | 5              | 115        | 5                  | 155        | 55           | 205        | 60          |
| 1940 to 1944.....                                      | 180          | 30         | 65            | ...        | 10      | ...       | 15       | ...        | ...          | ...         | ...            | 145        | 5                  | 290        | 20           | 150        | 40          |
| 1930 to 1939.....                                      | 350          | 260        | 90            | 275        | 55      | 30        | 20       | ...        | 100          | 5           | 15             | 220        | 165                | 40         | 45           | 170        | 50          |
| 1920 to 1929.....                                      | 630          | 845        | 215           | 630        | 60      | 180       | 115      | 25         | 190          | 20          | 180            | 320        | 250                | 850        | 125          | 110        | 480         |
| 1919 or earlier.....                                   | 460          | 630        | 925           | 915        | 700     | 1,435     | 620      | 340        | 1,600        | 640         | 825            | 1,545      | 735                | 440        | 600          | 190        | 2,125       |
| <b>*ELECTRIC LIGHTING</b>                              |              |            |               |            |         |           |          |            |              |             |                |            |                    |            |              |            |             |
| Number reporting.....                                  | 1,870        | 1,845      | 1,365         | 1,810      | 830     | 1,625     | 775      | 560        | 2,010        | 735         | 1,020          | 2,285      | 1,155              | 1,765      | 905          | 795        | 2,765       |
| With electric lights.....                              | 1,870        | 1,845      | 1,365         | 1,800      | 820     | 1,625     | 765      | 555        | 2,010        | 720         | 1,020          | 2,275      | 1,150              | 1,765      | 900          | 795        | 2,760       |
| All occupied dwelling units.....                       | 1,865        | 1,888      | 1,397         | 1,819      | 830     | 1,632     | 791      | 788        | 1,997        | 710         | 1,027          | 2,292      | 1,147              | 1,790      | 857          | 807        | 2,742       |
| <b>*HEATING EQUIPMENT</b>                              |              |            |               |            |         |           |          |            |              |             |                |            |                    |            |              |            |             |
| Number reporting heating equipment.....                | 1,850        | 1,830      | 1,380         | 1,790      | 820     | 1,610     | 790      | 490        | 1,960        | 730         | 1,005          | 2,285      | 1,140              | 1,800      | 880          | 785        | 2,670       |
| Central heating, piped steam or hot water.....         | 660          | 1,405      | 730           | 1,000      | 35      | 910       | 165      | 275        | 1,150        | 90          | 535            | 315        | 500                | 1,145      | 365          | 225        | 355         |
| Central heating, warm air furnace.....                 | 1,140        | 405        | 490           | 400        | 685     | 145       | 370      | 140        | 340          | 10          | 105            | 1,325      | 15                 | 650        | 290          | 520        | 1,860       |
| Noncentral heating, with flue.....                     | 35           | 20         | 150           | 240        | 70      | 475       | 205      | 70         | 245          | 610         | 355            | 560        | 290                | ...        | 165          | 30         | 365         |
| Noncentral heating, without flue.....                  | 15           | ...        | 10            | 145        | 30      | 75        | 45       | 5          | 215          | 15          | 10             | 85         | 5                  | ...        | 60           | 10         | 80          |
| Not heated.....  | ...          | ...        | ...           | 5          | ...     | 5         | 5        | ...        | 10           | 5           | ...            | ...        | 330                | 5          | ...          | ...        | 10          |
| <b>*HEATING FUEL</b>                                   |              |            |               |            |         |           |          |            |              |             |                |            |                    |            |              |            |             |
| Number reporting heating equipment.....                | 1,850        | 1,830      | 1,380         | 1,790      | 820     | 1,610     | 790      | 490        | 1,960        | 730         | 1,005          | 2,285      | 1,140              | 1,800      | 880          | 785        | 2,670       |
| Central heating.....                                   | 1,800        | 1,810      | 1,220         | 1,400      | 720     | 1,055     | 535      | 415        | 1,490        | 100         | 640            | 1,640      | 515                | 1,795      | 655          | 745        | 2,215       |
| Coal.....  | 450          | 1,670      | 915           | 1,335      | 535     | 1,000     | 425      | 395        | 920          | 95          | 640            | 1,175      | 515                | 590        | 475          | 170        | 1,120       |
| Wood.....  | ...          | 10         | 5             | ...        | ...     | 10        | ...      | ...        | 5            | ...         | ...            | 5          | ...                | ...        | ...          | ...        | ...         |
| Utility gas.....                                       | 1,275        | 60         | 30            | 15         | 180     | ...       | 110      | ...        | 340          | 5           | ...            | 455        | ...                | 465        | 155          | 5          | 1,025       |
| Bottled gas.....                                       | 10           | ...        | ...           | ...        | ...     | ...       | ...      | ...        | 5            | ...         | ...            | ...        | ...                | ...        | ...          | ...        | ...         |
| Liquid fuel.....                                       | 5            | 25         | 265           | 25         | 5       | 5         | ...      | 5          | 210          | ...         | ...            | ...        | ...                | 690        | 20           | 5          | 10          |
| Other fuel.....  | 45           | 30         | 5             | 20         | ...     | 40        | ...      | 15         | 5            | ...         | ...            | ...        | ...                | 45         | 5            | ...        | 50          |
| Not reported.....                                      | 15           | 15         | ...           | 5          | ...     | ...       | ...      | ...        | ...          | ...         | ...            | 5          | ...                | 5          | ...          | ...        | 10          |
| Noncentral heating.....                                | 50           | 20         | 160           | 385        | 100     | 550       | 250      | 75         | 460          | 625         | 365            | 645        | 295                | ...        | 225          | 40         | 445         |
| Coal.....  | 15           | 10         | 90            | 385        | 50      | 530       | 65       | 70         | 185          | 625         | 365            | 215        | 295                | ...        | 140          | 20         | 105         |
| Wood.....  | ...          | ...        | ...           | ...        | ...     | ...       | ...      | ...        | 10           | ...         | ...            | ...        | ...                | ...        | ...          | ...        | ...         |
| Utility gas.....                                       | 30           | ...        | 20            | ...        | ...     | 175       | ...      | ...        | 100          | ...         | ...            | 425        | ...                | ...        | 15           | 15         | 320         |
| Bottled gas.....                                       | ...          | ...        | ...           | ...        | ...     | ...       | ...      | ...        | 5            | ...         | ...            | 5          | ...                | ...        | 35           | 5          | 15          |
| Liquid fuel.....                                       | ...          | ...        | 50            | ...        | ...     | ...       | 5        | ...        | 120          | ...         | ...            | ...        | ...                | ...        | ...          | ...        | ...         |
| Electricity.....                                       | ...          | ...        | ...           | ...        | ...     | ...       | ...      | ...        | 20           | ...         | ...            | ...        | ...                | ...        | 25           | ...        | ...         |
| Other fuel.....  | ...          | 5          | ...           | ...        | ...     | ...       | ...      | ...        | ...          | ...         | ...            | ...        | ...                | ...        | ...          | ...        | 5           |
| Not reported.....                                      | 5            | 5          | ...           | ...        | ...     | 20        | ...      | ...        | ...          | ...         | ...            | ...        | ...                | ...        | ...          | ...        | 10          |
| Not heated.....  | ...          | ...        | ...           | 5          | ...     | 5         | ...      | ...        | 10           | 5           | ...            | ...        | 330                | 5          | ...          | ...        | ...         |
| <b>*COOKING FUEL</b>                                   |              |            |               |            |         |           |          |            |              |             |                |            |                    |            |              |            |             |
| Number reporting.....                                  | 1,845        | 1,905      | 1,400         | 1,825      | 820     | 1,630     | 775      | 790        | 1,960        | 680         | 1,040          | 2,280      | 1,160              | 1,790      | 855          | 825        | 2,745       |
| Coal.....  | 60           | 755        | 30            | 1,400      | 10      | 1,510     | ...      | 335        | 380          | 665         | 960            | 55         | 1,130              | 15         | 120          | ...        | 40          |
| Wood.....  | ...          | 5          | ...           | ...        | ...     | 5         | ...      | 5          | 20           | ...         | ...            | ...        | ...                | 5          | 20           | 5          | 5           |
| Utility gas.....                                       | 1,585        | 850        | 1,150         | 100        | 780     | 15        | 730      | 75         | 1,240        | 5           | 5              | 2,170      | ...                | 1,850      | 420          | 690        | 2,310       |
| Bottled gas.....                                       | 10           | 25         | 30            | ...        | ...     | ...       | ...      | ...        | 30           | 10          | 5              | ...        | 25                 | 5          | 10           | 5          | 10          |
| Liquid fuel.....                                       | 5            | ...        | 5             | ...        | ...     | ...       | ...      | ...        | 35           | 40          | ...            | ...        | ...                | 10         | 95           | ...        | 5           |
| Electricity.....                                       | 185          | 265        | 180           | 260        | 30      | 60        | 40       | 90         | 220          | ...         | 70             | 40         | 5                  | 250        | 160          | 125        | 370         |
| Other fuel.....  | ...          | ...        | ...           | ...        | ...     | ...       | ...      | ...        | 30           | 15          | ...            | ...        | ...                | ...        | 15           | ...        | 5           |
| None.....  | ...          | 5          | 5             | ...        | ...     | ...       | ...      | ...        | 15           | ...         | ...            | 10         | ...                | ...        | 15           | ...        | 5           |
| <b>*REFRIGERATION EQUIPMENT</b>                        |              |            |               |            |         |           |          |            |              |             |                |            |                    |            |              |            |             |
| Number reporting.....                                  | 1,840        | 1,820      | 1,340         | 1,785      | 825     | 1,560     | 775      | 760        | 1,965        | 705         | 1,010          | 2,260      | 1,120              | 1,750      | 865          | 770        | 2,695       |
| Mechanical.....  | 1,820        | 1,750      | 1,460         | 1,460      | 795     | 1,100     | 740      | 630        | 1,790        | 500         | 750            | 2,070      | 800                | 1,725      | 745          | 750        | 2,565       |
| Ice.....   | 10           | 70         | 55            | 295        | 15      | 325       | 10       | 25         | 135          | 180         | 245            | 90         | 270                | 25         | 105          | 5          | 50          |
| Other or none.....                                     | 10           | ...        | 5             | 30         | 15      | 135       | 25       | 105        | 40           | 25          | 15             | 100        | 50                 | ...        | 15           | 15         | 80          |
| <b>*KITCHEN SINK</b>                                   |              |            |               |            |         |           |          |            |              |             |                |            |                    |            |              |            |             |
| Number reporting.....                                  | 1,840        | 1,905      | 1,405         | 1,840      | 820     | 1,625     | 775      | 140        | 1,990        | 680         | 1,040          | 2,285      | 1,160              | 1,790      | 855          | 810        | 2,740       |
| With kitchen sink.....                                 | 1,835        | 1,905      | 1,400         | 1,785      | 810     | 1,615     | 745      | 140        | 1,960        | 660         | 1,035          | 2,255      | 1,160              | 1,790      | 820          | 805        | 2,715       |
| <b>*RADIO</b>  |              |            |               |            |         |           |          |            |              |             |                |            |                    |            |              |            |             |
| Number reporting.....                                  | 1,855        | 1,910      | 1,390         | 1,785      | 815     | 1,655     | 790      | 565        | 2,005        | 700         | 1,045          | 2,250      | 1,115              | 1,775      | 850          | 800        | 2,725       |
| With radio.....  | 1,855        | 1,910      | 1,385         | 1,735      | 800     | 1,620     | 785      | 555        | 1,965        | 670         | 1,025          | 2,175      | 1,085              | 1,770      | 815          | 790        | 2,690       |
| <b>*TELEVISION</b>                                     |              |            |               |            |         |           |          |            |              |             |                |            |                    |            |              |            |             |
| Number reporting.....                                  | 1,845        | 1,895      | 1,390         | 1,775      | 800     | 1,655     | 790      | 770        | 2,005        | 690         | 1,045          | 2,255      | 1,110              | 1,775      | 850          | 795        | 2,700       |
| With television.....                                   | 295          | 50         | 190           | 105        | 95      | 95        | 45       | 45         | 95           | 5           | ...            | 305        | 5                  | 910        | 15           | 190        | 45          |

Table 23.—PLUMBING FACILITIES, YEAR BUILT, AND EQUIPMENT, FOR URBAN PLACES OF 2,500 TO 10,000: 1950—Con.

[Asterisk (\*) denotes statistics based on 20-percent sample]

| Subject  | Grove City | Ham-burg | Hat-boro | Hel-ler-town | Her-shey-Swataura (uninc.) | High-spire | Hol-liday-burg | Hones-dale | Hum-mels-town | Hunt-ington | In-gram | Irwin | Jenkin-son | Jermy-n | Jersey Shore | John-son-burg | Kane  |
|--|------------|----------|----------|--------------|----------------------------|------------|----------------|------------|---------------|-------------|---------|-------|------------|---------|--------------|---------------|-------|
| All dwelling units.....                                | 2,336      | 1,213    | 1,419    | 1,555        | 1,374                      | 862        | 1,855          | 1,878      | 1,150         | 2,286       | 1,280   | 1,321 | 1,439      | 765     | 1,827        | 1,189         | 1,883 |
| <b>WATER SUPPLY</b>                                    |            |          |          |              |                            |            |                |            |               |             |         |       |            |         |              |               |       |
| Hot and cold piped running water inside structure..... | 2,292      | 1,075    | 1,398    | 1,432        | 1,310                      | 728        | 1,650          | 1,711      | 985           | 2,075       | 1,254   | 1,251 | 1,370      | 627     | 1,680        | 1,167         | 1,820 |
| Only cold piped running water inside structure.....    | 22         | 109      | 15       | 107          | 48                         | 103        | 175            | 128        | 143           | 177         | 8       | 55    | 22         | 121     | 136          | 20            | 47    |
| Piped running water outside structure.....             | 1          | ...      | ...      | 2            | ...                        | 2          | 3              | 1          | 5             | 7           | ...     | 4     | ...        | 1       | ...          | ...           | ...   |
| No piped running water.....                            | 3          | 20       | ...      | 6            | 2                          | 20         | 6              | 24         | 14            | 11          | ...     | 8     | 1          | 2       | 3            | 1             | 3     |
| Not reported.....                                      | 18         | 9        | 6        | 8            | 14                         | 9          | 21             | 14         | 3             | 16          | 18      | 3     | 46         | 14      | 8            | 1             | 13    |
| <b>TOILET FACILITIES</b>                               |            |          |          |              |                            |            |                |            |               |             |         |       |            |         |              |               |       |
| Flush toilet inside structure, exclusive use.....      | 2,055      | 987      | 1,382    | 1,422        | 1,273                      | 639        | 1,699          | 1,696      | 937           | 2,105       | 1,124   | 1,178 | 1,356      | 618     | 1,743        | 1,104         | 1,726 |
| Flush toilet inside structure, shared.....             | 237        | 21       | 27       | 19           | 22                         | 86         | 84             | 91         | 34            | 98          | 132     | 109   | 21         | 18      | 52           | 78            | 130   |
| Other toilet facilities (including privy).....         | 13         | 195      | 4        | 104          | 63                         | 118        | 44             | 59         | 154           | 59          | 4       | 10    | 11         | 108     | 19           | 5             | 7     |
| No toilet.....   | 8          | 1        | ...      | 3            | 1                          | 9          | 6              | 15         | 19            | 4           | 1       | 19    | 3          | 6       | 5            | 1             | 7     |
| Not reported.....                                      | 23         | 9        | 6        | 7            | 15                         | 10         | 22             | 17         | 6             | 20          | 19      | 5     | 48         | 15      | 8            | 1             | 13    |
| <b>BATHING FACILITIES</b>                              |            |          |          |              |                            |            |                |            |               |             |         |       |            |         |              |               |       |
| Installed bathtub or shower, exclusive use.....        | 2,030      | 1,001    | 1,365    | 1,405        | 1,263                      | 624        | 1,528          | 1,604      | 918           | 1,958       | 1,112   | 1,140 | 1,348      | 581     | 1,662        | 1,060         | 1,667 |
| Installed bathtub or shower, shared.....               | 244        | 17       | 29       | 24           | 20                         | 88         | 77             | 97         | 31            | 108         | 140     | 96    | 21         | 18      | 48           | 90            | 144   |
| No bathtub or shower.....                              | 37         | 182      | 6        | 116          | 77                         | 138        | 226            | 158        | 191           | 189         | 7       | 79    | 18         | 136     | 106          | 32            | 54    |
| Not reported.....                                      | 25         | 13       | 19       | 10           | 14                         | 12         | 24             | 19         | 10            | 31          | 21      | 6     | 52         | 30      | 11           | 7             | 18    |
| <b>*YEAR BUILT</b>                                     |            |          |          |              |                            |            |                |            |               |             |         |       |            |         |              |               |       |
| Number reporting.....                                  | 2,245      | 1,155    | 1,435    | 1,525        | 1,245                      | 880        | 1,725          | 1,865      | 1,175         | 2,255       | 1,320   | 1,315 | 1,400      | 750     | 1,795        | 1,180         | 1,565 |
| 1945 or later.....                                     | 105        | 40       | 225      | 340          | 90                         | 80         | 70             | 90         | 110           | 45          | 80      | 120   | 10         | ...     | 20           | 40            | 55    |
| 1940 to 1944.....                                      | 165        | 45       | 330      | 155          | 40                         | 75         | 20             | 20         | 25            | 20          | 30      | 15    | 15         | ...     | 10           | 40            | 10    |
| 1930 to 1939.....                                      | 155        | 100      | 170      | 130          | 295                        | 50         | 60             | 70         | 60            | 85          | 130     | 15    | 125        | 20      | 20           | 45            | 25    |
| 1920 to 1929.....                                      | 370        | 240      | 355      | 225          | 340                        | 180        | 300            | 120        | 190           | 245         | 395     | 165   | 425        | 80      | 85           | 165           | 115   |
| 1919 or earlier.....                                   | 1,450      | 730      | 355      | 675          | 480                        | 495        | 1,275          | 1,565      | 790           | 1,860       | 685     | 1,000 | 825        | 650     | 1,660        | 890           | 1,360 |
| <b>*ELECTRIC LIGHTING</b>                              |            |          |          |              |                            |            |                |            |               |             |         |       |            |         |              |               |       |
| Number reporting.....                                  | 2,285      | 1,205    | 1,410    | 1,545        | 1,340                      | 850        | 1,805          | 1,825      | 1,125         | 2,250       | 1,225   | 1,280 | 1,345      | 750     | 1,830        | 1,190         | 1,895 |
| With electric lights.....                              | 2,285      | 1,190    | 1,410    | 1,545        | 1,335                      | 850        | 1,795          | 1,815      | 1,115         | 2,235       | 1,220   | 1,275 | 1,345      | 745     | 1,830        | 1,190         | 1,870 |
| All occupied dwelling units.....                       | 2,300      | 1,203    | 1,386    | 1,492        | 1,348                      | 852        | 1,826          | 1,822      | 1,139         | 2,243       | 1,213   | 1,285 | 1,415      | 726     | 1,796        | 1,183         | 1,834 |
| <b>*HEATING EQUIPMENT</b>                              |            |          |          |              |                            |            |                |            |               |             |         |       |            |         |              |               |       |
| Number reporting heating equipment.....                | 2,360      | 1,170    | 1,385    | 1,450        | 1,345                      | 805        | 1,970          | 1,830      | 1,105         | 2,255       | 1,130   | 1,290 | 1,395      | 690     | 1,785        | 1,190         | 1,820 |
| Central heating, piped steam or hot water.....         | 155        | 730      | 725      | 600          | 895                        | 300        | 730            | 1,080      | 470           | 1,635       | 200     | 375   | 845        | 440     | 875          | 280           | 215   |
| Central heating, warm air furnace.....                 | 1,875      | 210      | 620      | 740          | 315                        | 330        | 865            | 350        | 385           | 295         | 880     | 760   | 425        | 80      | 735          | 425           | 680   |
| Noncentral heating, with flue.....                     | 265        | 205      | 20       | 70           | 110                        | 15         | 215            | 360        | 170           | 310         | 45      | 100   | 75         | 115     | 165          | 390           | 830   |
| Noncentral heating, without flue.....                  | 55         | 20       | 10       | 35           | 25                         | 160        | 100            | 30         | 75            | 15          | 5       | 45    | 35         | 20      | 10           | 95            | 115   |
| Not heated.....  | 10         | 5        | 10       | 5            | ...                        | ...        | 60             | 10         | 5             | ...         | ...     | 10    | 15         | 35      | ...          | ...           | ...   |
| <b>*HEATING FUEL</b>                                   |            |          |          |              |                            |            |                |            |               |             |         |       |            |         |              |               |       |
| Number reporting heating equipment.....                | 2,360      | 1,170    | 1,385    | 1,450        | 1,345                      | 805        | 1,970          | 1,830      | 1,105         | 2,255       | 1,130   | 1,290 | 1,395      | 690     | 1,785        | 1,190         | 1,820 |
| Central heating.....                                   | 2,030      | 940      | 1,345    | 1,340        | 1,210                      | 630        | 1,595          | 1,430      | 855           | 1,930       | 1,080   | 1,135 | 1,270      | 520     | 1,610        | 705           | 875   |
| Coal.....  | 1,690      | 705      | 370      | 890          | 885                        | 460        | 1,025          | 1,215      | 595           | 1,770       | 445     | 815   | 440        | 490     | 1,370        | 405           | 395   |
| Wood.....  | 5          | ...      | ...      | 5            | ...                        | 5          | 20             | ...        | 5             | ...         | ...     | 10    | 5          | ...     | 10           | ...           | ...   |
| Utility gas.....                                       | 270        | 5        | 265      | 225          | 5                          | 30         | 525            | 25         | 20            | 5           | 630     | 265   | 290        | 10      | 25           | 300           | 400   |
| Bottled gas.....                                       | 10         | ...      | 10       | ...          | ...                        | 5          | 10             | 50         | ...           | ...         | ...     | 10    | ...        | 5       | 5            | ...           | 5     |
| Liquid fuel.....                                       | 40         | 185      | 630      | 210          | 270                        | 110        | ...            | 115        | 150           | 135         | 5       | 10    | 450        | ...     | 140          | ...           | 60    |
| Other fuel.....  | ...        | 40       | 60       | 10           | 30                         | 20         | 10             | 20         | 65            | 15          | ...     | 15    | 70         | 5       | 50           | ...           | 15    |
| Not reported.....                                      | 15         | 5        | 10       | ...          | 20                         | ...        | 5              | 20         | ...           | ...         | ...     | 10    | 15         | 10      | 10           | ...           | ...   |
| Noncentral heating.....                                | 320        | 225      | 30       | 105          | 135                        | 175        | 315            | 390        | 245           | 325         | 50      | 145   | 110        | 135     | 175          | 485           | 945   |
| Coal.....  | 50         | 200      | 5        | 90           | 95                         | 100        | 270            | 360        | 160           | 180         | ...     | 35    | 20         | 110     | 150          | 140           | 95    |
| Wood.....  | ...        | ...      | ...      | ...          | ...                        | ...        | ...            | ...        | ...           | ...         | ...     | ...   | ...        | ...     | ...          | ...           | ...   |
| Utility gas.....                                       | 245        | ...      | 5        | 10           | 5                          | 10         | 30             | 5          | 5             | ...         | 50      | 100   | 20         | ...     | ...          | 330           | 830   |
| Bottled gas.....                                       | ...        | ...      | ...      | ...          | ...                        | ...        | ...            | ...        | ...           | ...         | ...     | ...   | ...        | ...     | ...          | ...           | ...   |
| Liquid fuel.....                                       | 20         | 20       | 20       | ...          | 25                         | 35         | 15             | 75         | 140           | ...         | 5       | 5     | 5          | 5       | 20           | ...           | ...   |
| Electricity.....                                       | ...        | ...      | ...      | ...          | ...                        | ...        | ...            | ...        | ...           | ...         | ...     | ...   | ...        | ...     | ...          | ...           | ...   |
| Other fuel.....  | 5          | ...      | ...      | 5            | 10                         | 30         | ...            | 10         | 5             | ...         | 5       | ...   | 60         | 5       | 5            | ...           | ...   |
| Not reported.....                                      | ...        | 5        | ...      | ...          | ...                        | ...        | ...            | ...        | ...           | ...         | ...     | ...   | ...        | 5       | ...          | 5             | ...   |
| Not heated.....  | 10         | 5        | 10       | 5            | ...                        | ...        | 60             | 10         | 5             | ...         | ...     | 10    | 15         | 35      | ...          | ...           | ...   |
| <b>*COOKING FUEL</b>                                   |            |          |          |              |                            |            |                |            |               |             |         |       |            |         |              |               |       |
| Number reporting.....                                  | 2,250      | 1,190    | 1,380    | 1,490        | 1,335                      | 860        | 1,730          | 1,830      | 1,145         | 2,225       | 1,210   | 1,310 | 1,395      | 750     | 1,795        | 1,150         | 1,795 |
| Coal.....  | 35         | 305      | 35       | 70           | 65                         | 60         | 120            | 715        | 160           | 195         | 30      | 10    | 80         | 605     | 275          | ...           | 10    |
| Wood.....  | ...        | ...      | ...      | 5            | 5                          | ...        | ...            | 20         | ...           | 20          | ...     | 5     | ...        | 5       | 10           | ...           | 5     |
| Utility gas.....                                       | 1,885      | 155      | 900      | 1,090        | 925                        | 670        | 1,410          | 540        | 650           | 795         | 1,130   | 1,045 | 1,055      | 15      | 650          | 1,040         | 1,555 |
| Bottled gas.....                                       | 10         | 165      | ...      | ...          | 20                         | 35         | 15             | 265        | 70            | 80          | ...     | 15    | 45         | 35      | 135          | 10            | 5     |
| Liquid fuel.....                                       | 5          | 15       | 25       | 5            | 25                         | 15         | 25             | 15         | 55            | 150         | 10      | ...   | 35         | ...     | 95           | ...           | ...   |
| Electricity.....                                       | 305        | 535      | 420      | 320          | 295                        | 75         | 145            | 260        | 200           | 935         | 40      | 225   | 155        | 90      | 610          | 100           | 220   |
| Other fuel.....  | 5          | 10       | ...      | ...          | ...                        | 5          | 15             | 5          | 5             | 45          | ...     | 5     | 25         | ...     | 15           | ...           | ...   |
| None.....  | 5          | 5        | ...      | ...          | ...                        | ...        | ...            | 10         | 5             | ...         | ...     | 5     | ...        | ...     | 5            | ...           | ...   |
| <b>*REFRIGERATION EQUIPMENT</b>                        |            |          |          |              |                            |            |                |            |               |             |         |       |            |         |              |               |       |
| Number reporting.....                                  | 2,250      | 1,200    | 1,385    | 1,495        | 1,330                      | 840        | 1,800          | 1,775      | 1,125         | 2,220       | 1,165   | 1,230 | 1,340      | 700     | 1,805        | 1,185         | 1,815 |
| Mechanical.....  | 2,130      | 1,055    | 1,340    | 1,440        | 1,300                      | 760        | 1,620          | 1,520      | 1,085         | 1,940       | 1,150   | 1,165 | 1,285      | 585     | 1,635        | 1,110         | 1,680 |
| Ice.....   | 40         | 125      | 30       | 25           | 25                         | 65         | 120            | 150        | 30            | 200         | 5       | 20    | 45         | 70      | 90           | 20            | 60    |
| Other or none.....                                     | 80         | 20       | 15       | 30           | 5                          | 15         | 60             | 105        | 10            | 80          | 10      | 45    | 10         | 45      | 80           | 55            | 95    |
| <b>*KITCHEN SINK</b>                                   |            |          |          |              |                            |            |                |            |               |             |         |       |            |         |              |               |       |
| Number reporting.....                                  | 2,265      | 1,200    | 1,375    | 1,490        | 1,340                      | 865        | 1,730          | 1,840      | 1,140         | 2,240       | 1,210   | 1,310 | 1,400      | 750     | 1,795        | 1,150         | 1,820 |
| With kitchen sink.....                                 | 2,215      | 1,190    | 1,370    | 1,485        | 1,340                      | 840        | 1,715          | 1,810      | 1,105         | 2,210       | 1,205   | 1,290 | 1,390      | 750     | 1,790        | 1,150         | 1,810 |
| <b>*RADIO</b>  |            |          |          |              |                            |            |                |            |               |             |         |       |            |         |              |               |       |
| Number reporting.....                                  | 2,255      | 1,190    | 1,315    | 1,535        | 1,295                      | 835        | 1,790          | 1,800      | 1,125         | 2,225       | 1,215   | 1,285 | 1,330      | 705     | 1,790        | 1,200         | 1,770 |
| With radio.....  | 2,220      | 1,185    | 1,310    | 1,520        | 1,290                      | 830        | 1,785          | 1,760      | 1,115         | 2,205       | 1,200   | 1,265 | 1,325      | 705     | 1,765        | 1,195         | 1,745 |
| <b>*TELEVISION</b>                                     |            |          |          |              |                            |            |                |            |               |             |         |       |            |         |              |               |       |
| Number reporting.....                                  | 2,250      | 1,160    | 1,305    | 1,530        | 1,285                      | 835        | 1,770          | 1,790      | 1,125         | 2,230       | 1,210   | 1,280 | 1,310      | 690     | 1,795        | 1,200         | 1,765 |
| With television.....                                   | 260        | 90       | 505      | 300          | 135                        | 30         | 60             | 15         | 30            | 5           | 140     | 165   | 470        | 10      | 5            | 5             | 15    |



Table 23.—PLUMBING FACILITIES, YEAR BUILT, AND EQUIPMENT, FOR URBAN PLACES OF 2,500 TO 10,000: 1950—Con.

[Asterisk (\*) denotes statistics based on 20-percent sample]

| Subject  | Ken-<br>horst | Ken-<br>nett<br>Square | Kitten-<br>ning | Kulp-<br>mont | Kutz-<br>town | Lans-<br>dale | Lans-<br>Ford | Lerks-<br>ville | Laurel-<br>dale | Lebanon<br>Inde-<br>pendent | Leech-<br>burg | Le-<br>high-<br>ton | Le-<br>moyne | Lewis-<br>burg | Lit-<br>itz | Lit-<br>tle-<br>town | Lu-<br>zerne |
|--|---------------|------------------------|-----------------|---------------|---------------|---------------|---------------|-----------------|-----------------|-----------------------------|----------------|---------------------|--------------|----------------|-------------|----------------------|--------------|
| All dwelling units.....                                | 775           | 1,046                  | 2,470           | 1,321         | 942           | 2,909         | 2,139         | 1,695           | 1,077           | 812                         | 1,227          | 2,025               | 1,475        | 1,367          | 1,712       | 825                  | 1,654        |
| <b>WATER SUPPLY</b>                                    |               |                        |                 |               |               |               |               |                 |                 |                             |                |                     |              |                |             |                      |              |
| Hot and cold piped running water inside structure..... | 718           | 939                    | 2,192           | 1,097         | 837           | 2,836         | 1,975         | 788             | 1,032           | 635                         | 1,133          | 1,885               | 1,409        | 1,272          | 1,533       | 675                  | 1,295        |
| Only cold piped running water inside structure.....    | 51            | 83                     | 240             | 220           | 73            | 53            | 153           | 866             | 42              | 133                         | 89             | 118                 | 55           | 59             | 143         | 142                  | 327          |
| Piped running water outside structure.....             | 2             | 4                      | 6               | ...           | 2             | ...           | ...           | 5               | ...             | 12                          | 1              | 4                   | ...          | 7              | 2           | ...                  | 4            |
| No piped running water.....                            | 3             | 9                      | 15              | ...           | 18            | 6             | 3             | 21              | 2               | 27                          | 2              | 8                   | 4            | 8              | 14          | 4                    | 19           |
| Not reported.....                                      | 1             | 11                     | 17              | 4             | 12            | 14            | 8             | 15              | 1               | 5                           | 2              | 10                  | 7            | 21             | 20          | 4                    | 9            |
| <b>TOILET FACILITIES</b>                               |               |                        |                 |               |               |               |               |                 |                 |                             |                |                     |              |                |             |                      |              |
| Flush toilet inside structure, exclusive use.....      | 708           | 990                    | 2,149           | 1,224         | 832           | 2,748         | 2,104         | 621             | 999             | 572                         | 1,144          | 1,790               | 1,365        | 1,286          | 1,559       | 751                  | 1,146        |
| Flush toilet inside structure, shared.....             | 6             | 10                     | 231             | 20            | 12            | 128           | 14            | 1               | 12              | 27                          | 51             | 62                  | 42           | 22             | 10          | 17                   | 23           |
| Other toilet facilities (including privy).....         | 57            | 27                     | 55              | 70            | 82            | 13            | 9             | 821             | 63              | 207                         | 18             | 154                 | 57           | 32             | 117         | 48                   | 460          |
| No toilet.....   | 3             | 7                      | 16              | 2             | 5             | 5             | 2             | 238             | 2               | 1                           | 9              | 8                   | 3            | 4              | 4           | 2                    | 16           |
| Not reported.....                                      | 1             | 12                     | 19              | 5             | 11            | 15            | 10            | 14              | 1               | 5                           | 5              | 11                  | 8            | 23             | 22          | 7                    | 9            |
| <b>BATHING FACILITIES</b>                              |               |                        |                 |               |               |               |               |                 |                 |                             |                |                     |              |                |             |                      |              |
| Installed bathtub or shower, exclusive use.....        | 706           | 427                    | 1,935           | 1,019         | 806           | 2,716         | 1,826         | 580             | 999             | 560                         | 1,028          | 1,741               | 1,368        | 1,225          | 1,499       | 681                  | 1,069        |
| Installed bathtub or shower, shared.....               | 8             | 10                     | 208             | 17            | 12            | 125           | 12            | ...             | 10              | 27                          | 51             | 62                  | 29           | 21             | 11          | 17                   | 22           |
| No bathtub or shower.....                              | 59            | 88                     | 301             | 278           | 110           | 51            | 290           | 982             | 67              | 218                         | 143            | 213                 | 64           | 91             | 178         | 119                  | 551          |
| Not reported.....                                      | 2             | 521                    | 26              | 7             | 14            | 17            | 11            | 133             | 1               | 7                           | 5              | 9                   | 14           | 30             | 24          | 8                    | 12           |
| <b>*YEAR BUILT</b>                                     |               |                        |                 |               |               |               |               |                 |                 |                             |                |                     |              |                |             |                      |              |
| Number reporting.....                                  | 750           | 1,030                  | 2,380           | 1,305         | 920           | 2,880         | 2,155         | 1,660           | 1,055           | 795                         | 1,235          | 1,965               | 1,425        | 1,345          | 1,690       | 810                  | 1,605        |
| 1945 or later.....                                     | 105           | 85                     | 110             | 35            | 80            | 170           | ...           | ...             | 130             | 110                         | 35             | 65                  | 70           | 10             | 130         | 45                   | 25           |
| 1940 to 1944.....                                      | 35            | 20                     | 30              | 5             | 10            | 85            | ...           | ...             | 20              | 45                          | 35             | 15                  | 60           | 5              | 60          | 30                   | 5            |
| 1930 to 1939.....                                      | 170           | 70                     | 110             | 15            | 20            | 280           | 20            | 10              | 145             | 65                          | 35             | 55                  | 115          | 135            | 190         | 95                   | 70           |
| 1920 to 1929.....                                      | 410           | 160                    | 190             | 475           | 70            | 795           | 325           | 150             | 545             | 75                          | 220            | 325                 | 395          | 120            | 285         | 155                  | 350          |
| 1919 or earlier.....                                   | 30            | 695                    | 1,940           | 775           | 740           | 1,550         | 1,810         | 1,500           | 215             | 500                         | 910            | 1,505               | 785          | 1,075          | 1,025       | 485                  | 1,155        |
| <b>*ELECTRIC LIGHTING</b>                              |               |                        |                 |               |               |               |               |                 |                 |                             |                |                     |              |                |             |                      |              |
| Number reporting.....                                  | 770           | 1,015                  | 2,410           | 1,295         | 940           | 2,920         | 2,145         | 1,635           | 1,095           | 810                         | 1,190          | 2,035               | 1,485        | 1,375          | 1,665       | 810                  | 1,615        |
| With electric lights.....                              | 770           | 1,010                  | 2,390           | 1,295         | 940           | 2,915         | 2,140         | 1,610           | 1,095           | 800                         | 1,190          | 2,035               | 1,485        | 1,370          | 1,665       | 810                  | 1,615        |
| All occupied dwelling units.....                       | 761           | 1,016                  | 2,405           | 1,305         | 931           | 2,858         | 2,107         | 1,675           | 1,048           | 806                         | 1,219          | 1,993               | 1,453        | 1,339          | 1,694       | 811                  | 1,636        |
| <b>*HEATING EQUIPMENT</b>                              |               |                        |                 |               |               |               |               |                 |                 |                             |                |                     |              |                |             |                      |              |
| Number reporting heating equipment.....                | 775           | 1,000                  | 2,325           | 1,325         | 900           | 2,860         | 2,100         | 1,570           | 1,045           | 815                         | 1,215          | 1,960               | 1,425        | 1,345          | 1,660       | 810                  | 1,635        |
| Central heating, piped steam or hot water.....         | 370           | 595                    | 520             | 685           | 505           | 2,285         | 1,565         | 435             | 500             | 285                         | 255            | 1,280               | 790          | 835            | 770         | 345                  | 770          |
| Central heating, warm air furnace.....                 | 330           | 225                    | 1,020           | 320           | 300           | 445           | 110           | 110             | 495             | 270                         | 675            | 335                 | 570          | 240            | 635         | 305                  | 235          |
| Noncentral heating, with flue.....                     | 60            | 140                    | 580             | 295           | 80            | 100           | 290           | 845             | 40              | 230                         | 245            | 265                 | 65           | 255            | 230         | 125                  | 385          |
| Noncentral heating, without flue.....                  | 10            | 35                     | 190             | 25            | 15            | 25            | 40            | 130             | 10              | 30                          | 35             | 75                  | ...          | 15             | 20          | 30                   | 280          |
| Not heated.....  | 5             | 5                      | 15              | ...           | ...           | 5             | 95            | 50              | ...             | ...                         | 5              | 5                   | ...          | ...            | 5           | 5                    | 25           |
| <b>*HEATING FUEL</b>                                   |               |                        |                 |               |               |               |               |                 |                 |                             |                |                     |              |                |             |                      |              |
| Number reporting heating equipment.....                | 775           | 1,000                  | 2,325           | 1,325         | 900           | 2,860         | 2,100         | 1,570           | 1,045           | 815                         | 1,215          | 1,960               | 1,425        | 1,345          | 1,660       | 810                  | 1,635        |
| Central heating.....                                   | 700           | 820                    | 1,540           | 1,005         | 805           | 2,730         | 1,675         | 545             | 995             | 555                         | 930            | 1,615               | 1,360        | 1,075          | 1,405       | 690                  | 1,005        |
| Coal.....  | 525           | 335                    | 1,055           | 955           | 690           | 1,575         | 1,485         | 540             | 705             | 455                         | 550            | 1,445               | 925          | 905            | 985         | 390                  | 975          |
| Wood.....  | ...           | ...                    | 10              | 5             | ...           | ...           | ...           | ...             | ...             | ...                         | ...            | ...                 | ...          | ...            | 5           | 5                    | 5            |
| Utility gas.....                                       | 60            | 10                     | 460             | 5             | 5             | 100           | 130           | ...             | 40              | 5                           | 355            | ...                 | 90           | 45             | 30          | 175                  | 10           |
| Bottled gas.....                                       | ...           | ...                    | ...             | 15            | ...           | ...           | 20            | ...             | ...             | ...                         | ...            | ...                 | 10           | 5              | 15          | ...                  | 5            |
| Liquid fuel.....                                       | 115           | 455                    | ...             | ...           | 100           | 1,030         | ...           | ...             | 220             | 95                          | 10             | 160                 | 300          | 110            | 290         | 115                  | 5            |
| Other fuel.....  | ...           | 10                     | 5               | 20            | 10            | 20            | 40            | ...             | 30              | ...                         | 15             | 10                  | 5            | 10             | 40          | 5                    | 5            |
| Not reported.....                                      | ...           | 10                     | 10              | 5             | ...           | 5             | ...           | 5               | ...             | ...                         | ...            | ...                 | 30           | ...            | 40          | ...                  | ...          |
| Noncentral heating.....                                | 70            | 175                    | 770             | 320           | 95            | 125           | 330           | 975             | 50              | 260                         | 280            | 340                 | 65           | 270            | 250         | 155                  | 605          |
| Coal.....  | 50            | 95                     | 305             | 310           | 90            | 35            | 325           | 970             | 40              | 225                         | 85             | 305                 | 30           | 200            | 165         | 55                   | 590          |
| Wood.....  | ...           | ...                    | ...             | ...           | ...           | ...           | 5             | ...             | ...             | ...                         | ...            | ...                 | ...          | 5              | ...         | ...                  | ...          |
| Utility gas.....                                       | ...           | 5                      | 460             | ...           | 5             | ...           | ...           | ...             | ...             | ...                         | 170            | 5                   | ...          | 10             | 5           | 25                   | 5            |
| Bottled gas.....                                       | ...           | ...                    | 5               | 10            | ...           | ...           | ...           | ...             | ...             | ...                         | 10             | ...                 | ...          | 10             | ...         | ...                  | 10           |
| Liquid fuel.....                                       | 20            | 75                     | ...             | ...           | ...           | 85            | ...           | ...             | 10              | 25                          | 10             | 25                  | 20           | 50             | 55          | 75                   | ...          |
| Electricity.....                                       | ...           | ...                    | ...             | ...           | ...           | ...           | ...           | ...             | ...             | ...                         | 5              | ...                 | ...          | ...            | ...         | ...                  | ...          |
| Other fuel.....  | ...           | ...                    | ...             | ...           | ...           | ...           | ...           | ...             | 5               | ...                         | ...            | ...                 | ...          | 5              | ...         | ...                  | ...          |
| Not reported.....                                      | ...           | ...                    | ...             | ...           | ...           | ...           | ...           | ...             | ...             | ...                         | ...            | ...                 | ...          | ...            | 5           | ...                  | ...          |
| Not heated.....  | 5             | 5                      | 15              | ...           | ...           | 5             | 95            | 50              | ...             | ...                         | 5              | 5                   | ...          | ...            | 5           | 5                    | 25           |
| <b>*COOKING FUEL</b>                                   |               |                        |                 |               |               |               |               |                 |                 |                             |                |                     |              |                |             |                      |              |
| Number reporting.....                                  | 755           | 1,050                  | 2,385           | 1,310         | 950           | 2,775         | 2,095         | 1,640           | 1,035           | 810                         | 1,190          | 1,980               | 1,470        | 1,330          | 1,700       | 830                  | 1,620        |
| Coal.....  | 40            | 60                     | 25              | 1,105         | 210           | 130           | 1,500         | 1,625           | 45              | 210                         | 20             | 685                 | 60           | 265            | 255         | 70                   | 1,365        |
| Wood.....  | 5             | 15                     | 10              | ...           | ...           | ...           | ...           | ...             | ...             | 10                          | ...            | 5                   | ...          | 10             | ...         | 10                   | 5            |
| Utility gas.....                                       | 580           | 665                    | 2,080           | 10            | 355           | 1,395         | 285           | ...             | 735             | 225                         | 1,050          | 680                 | 1,170        | 630            | 580         | 480                  | 160          |
| Bottled gas.....                                       | 15            | 55                     | 5               | 85            | 70            | 20            | 20            | 10              | 15              | 30                          | 5              | 170                 | 25           | 15             | 250         | 10                   | 45           |
| Liquid fuel.....                                       | 15            | 35                     | ...             | ...           | 5             | 85            | ...           | ...             | 15              | 30                          | ...            | 5                   | 15           | 20             | 70          | 100                  | 15           |
| Electricity.....                                       | 100           | 205                    | 290             | 105           | 305           | 1,140         | 290           | 5               | 215             | 290                         | 105            | 425                 | 200          | 375            | 525         | 160                  | 30           |
| Other fuel.....  | ...           | ...                    | 5               | ...           | 5             | 5             | ...           | ...             | 5               | 15                          | ...            | 5                   | ...          | ...            | 10          | ...                  | ...          |
| None.....  | ...           | 15                     | 10              | 5             | ...           | ...           | ...           | ...             | 5               | ...                         | 10             | 5                   | ...          | 15             | 10          | ...                  | ...          |
| <b>*REFRIGERATION EQUIPMENT</b>                        |               |                        |                 |               |               |               |               |                 |                 |                             |                |                     |              |                |             |                      |              |
| Number reporting.....                                  | 755           | 980                    | 2,365           | 1,290         | 935           | 2,885         | 2,100         | 1,630           | 1,060           | 810                         | 1,190          | 2,005               | 1,465        | 1,325          | 1,645       | 795                  | 1,595        |
| Mechanical.....  | 705           | 865                    | 2,175           | 1,040         | 785           | 2,805         | 1,905         | 1,120           | 1,025           | 720                         | 1,115          | 1,755               | 1,410        | 1,210          | 1,585       | 755                  | 1,205        |
| Ice.....   | 40            | 95                     | 65              | 180           | 110           | 60            | 125           | 465             | 35              | 50                          | 20             | 175                 | 40           | 90             | 50          | 35                   | 300          |
| Other or none.....                                     | 10            | 20                     | 125             | 70            | 40            | 20            | 70            | 45              | ...             | 40                          | 55             | 75                  | 15           | 25             | 10          | 5                    | 90           |
| <b>*KITCHEN SINK</b>                                   |               |                        |                 |               |               |               |               |                 |                 |                             |                |                     |              |                |             |                      |              |
| Number reporting.....                                  | 755           | 1,050                  | 2,390           | 1,315         | 950           | 2,765         | 2,105         | 1,560           | 1,035           | 810                         | 1,195          | 1,975               | 1,475        | 1,330          | 1,705       | 830                  | 1,625        |
| With kitchen sink.....                                 | 740           | 1,010                  | 2,320           | 1,310         | 920           | 2,745         | 2,100         | 1,555           | 1,030           | 755                         | 1,185          | 1,945               | 1,470        | 1,305          | 1,685       | 830                  | 1,615        |
| <b>*RADIO</b>  |               |                        |                 |               |               |               |               |                 |                 |                             |                |                     |              |                |             |                      |              |
| Number reporting.....                                  | 760           | 1,000                  | 2,430           | 1,280         | 925           | 2,835         | 2,045         | 1,700           | 1,050           | 790                         | 1,200          | 1,985               | 1,425        | 1,285          | 1,660       | 775                  | 1,680        |
| With radio.....  | 760           | 975                    | 2,370           | 1,250         | 910           | 2,820         | 2,005         | 1,655           | 1,050           | 780                         | 1,200          | 1,950               | 1,420        | 1,235          | 1,635       | 770                  | 1,620        |
| <b>*TELEVISION</b>                                     |               |                        |                 |               |               |               |               |                 |                 |                             |                |                     |              |                |             |                      |              |
| Number reporting.....                                  | 760           | 990                    | 2,410           | 1,275         | 925           | 2,820         | 2,040         | 1,685           | 1,055           | 785                         | 1,205          | 1,980               | 1,420        | 1,280          | 1,665       | 775                  | 1,670        |
| With television.....                                   | 190           | 285                    | 85              | 30            | 165           | 1,110         | 25            | 20              | 240             | 100                         | 80             | 160                 | 75           | 15             | 330         | 50                   | 35           |

Table 23.—PLUMBING FACILITIES, YEAR BUILT, AND EQUIPMENT, FOR URBAN PLACES OF 2,500 TO 10,000: 1950—Con.

[Asterisk (\*) denotes statistics based on 20-percent sample]

| Subject  | Lykens | Lyndora-Highfield (uninc.) | McAdoo | McChesneytown-Bradenville-Loyalhanna (uninc.) | McDonald | Mo-Sherrystown | Manheim | Mansfield | Marcus Hook | Marshallton (uninc.) | Mason-town | Mauch Chunk | Mechanics-burg | Media | Meyersdale | Middle-town | Mid-land |     |
|--|--------|----------------------------|--------|---|----------|----------------|---------|-----------|-------------|----------------------|------------|-------------|----------------|-------|------------|-------------|----------|-----|
| All dwelling units.....                                | 849    | 1,459                      | 1,170  | 871   | 1,068    | 611            | 1,270   | 700       | 1,025       | 959                  | 1,339      | 911         | 2,237          | 1,765 | 1,012      | 2,756       | 1,598    |     |
| <b>WATER SUPPLY</b>                                    |        |                            |        |   |          |                |         |           |             |                      |            |             |                |       |            |             |          |     |
| Hot and cold piped running water inside structure..... | 733    | 1,039                      | 987    | 526   | 786      | 451            | 1,108   | 671       | 960         | 499                  | 1,132      | 828         | 1,696          | 1,702 | 883        | 2,245       | 1,444    |     |
| Only cold piped running water inside structure.....    | 93     | 280                        | 176    | 270   | 192      | 146            | 153     | 17        | 53          | 438                  | 191        | 55          | 482            | 40    | 105        | 402         | 148      |     |
| Piped running water outside structure.....             | 6      | 11                         | ...    | 1   | 4        | ...            | ...     | ...       | 1           | ...                  | ...        | ...         | 26             | ...   | 2          | 22          | ...      |     |
| No piped running water.....                            | 14     | 108                        | ...    | 68  | 79       | 10             | 8       | 4         | ...         | 1                    | 15         | 9           | 24             | 4     | 14         | 70          | ...      |     |
| Not reported.....                                      | 3      | 21                         | 7      | 6   | 7        | 3              | 1       | 8         | 11          | 21                   | 1          | 18          | 9              | 19    | 8          | 17          | 6        |     |
| <b>TOILET FACILITIES</b>                               |        |                            |        |   |          |                |         |           |             |                      |            |             |                |       |            |             |          |     |
| Flush toilet inside structure, exclusive use.....      | 690    | 991                        | 1,153  | 411   | 779      | 443            | 1,118   | 625       | 962         | 641                  | 1,167      | 812         | 1,782          | 1,699 | 845        | 2,222       | 1,511    |     |
| Flush toilet inside structure, shared.....             | 24     | 160                        | ...    | 44  | 90       | 48             | 51      | 49        | 18          | 7                    | 57         | 10          | 55             | 20    | 88         | 84          | 79       |     |
| Other toilet facilities (including privy).....         | 131    | 277                        | 2      | 404   | 161      | 90             | 90      | 10        | 34          | 285                  | 77         | 63          | 387            | 21    | 67         | 409         | 2        |     |
| No toilet.....   | 1      | 9                          | 5      | 6   | 32       | 25             | 6       | 6         | ...         | 1                    | 36         | 7           | 3              | 2     | 5          | 23          | ...      |     |
| Not reported.....                                      | 3      | 22                         | 10     | 6   | 6        | 5              | 5       | 10        | 11          | 25                   | 2          | 19          | 10             | 23    | 7          | 18          | 6        |     |
| <b>BATHING FACILITIES</b>                              |        |                            |        |   |          |                |         |           |             |                      |            |             |                |       |            |             |          |     |
| Installed bathtub or shower, exclusive use.....        | 646    | 896                        | 825    | 395   | 679      | 395            | 1,020   | 620       | 951         | 412                  | 1,058      | 759         | 1,789          | 1,680 | 765        | 2,139       | 1,329    |     |
| Installed bathtub or shower, shared.....               | 20     | 133                        | 1      | 28  | 84       | 39             | 46      | 46        | 16          | 7                    | 54         | 12          | 45             | 22    | 86         | 80          | 72       |     |
| No bathtub or shower.....                              | 180    | 402                        | 327    | 439   | 285      | 170            | 188     | 22        | 43          | 516                  | 220        | 121         | 390            | 31    | 147        | 517         | 184      |     |
| Not reported.....                                      | 3      | 28                         | 17     | 9   | 20       | 7              | 16      | 12        | 15          | 24                   | 7          | 19          | 13             | 32    | 14         | 20          | 13       |     |
| <b>*YEAR BUILT</b>                                     |        |                            |        |   |          |                |         |           |             |                      |            |             |                |       |            |             |          |     |
| Number reporting.....                                  | 840    | 1,400                      | 1,110  | 855   | 1,050    | 605            | 1,205   | 675       | 965         | 935                  | 1,350      | 890         | 2,200          | 1,325 | 725        | 2,745       | 1,620    |     |
| 1945 or later.....                                     | 15     | 215                        | 40     | 75  | 50       | 60             | 125     | 10        | 15          | ...                  | 190        | ...         | 145            | 75    | 20         | 175         | 45       |     |
| 1940 to 1944.....                                      | ...    | 105                        | 10     | 35  | 5        | 25             | 25      | 5         | 10          | ...                  | 25         | ...         | 115            | 50    | 5          | 550         | 280      |     |
| 1930 to 1939.....                                      | 25     | 120                        | 40     | 45  | 20       | 40             | 35      | 170       | 20          | 45                   | 15         | 65          | 130            | 10    | 120        | 55          | 50       |     |
| 1920 to 1929.....                                      | 90     | 295                        | 255    | 75  | 125      | 60             | 190     | 55        | 250         | 45                   | 510        | 35          | 210            | 215   | 40         | 180         | 310      |     |
| 1919 or earlier.....                                   | 710    | 665                        | 765    | 625   | 850      | 420            | 805     | 570       | 520         | 870                  | 580        | 840         | 1,665          | 855   | 650        | 1,720       | 930      |     |
| <b>*ELECTRIC LIGHTING</b>                              |        |                            |        |   |          |                |         |           |             |                      |            |             |                |       |            |             |          |     |
| Number reporting.....                                  | 870    | 1,420                      | 1,165  | 845   | 1,040    | 615            | 1,210   | 685       | 1,000       | 935                  | 1,315      | 890         | 2,195          | 1,720 | 1,000      | 2,750       | 1,540    |     |
| With electric lights.....                              | 870    | 1,405                      | 1,160  | 840   | 1,035    | 615            | 1,210   | 685       | 985         | 920                  | 1,300      | 890         | 2,185          | 1,710 | 990        | 2,740       | 1,530    |     |
| All occupied dwelling units.....                       | 826    | 1,428                      | 1,140  | 854   | 1,054    | 603            | 1,245   | 683       | 1,013       | 926                  | 1,323      | 882         | 2,161          | 1,719 | 988        | 2,693       | 1,592    |     |
| <b>*HEATING EQUIPMENT</b>                              |        |                            |        |   |          |                |         |           |             |                      |            |             |                |       |            |             |          |     |
| Number reporting heating equipment.....                | 830    | 1,420                      | 1,125  | 855   | 1,070    | 610            | 1,390   | 685       | 1,025       | 945                  | 1,310      | 890         | 2,150          | 1,745 | 950        | 2,760       | 1,495    |     |
| Central heating, piped steam or hot water.....         | 405    | 55                         | 660    | 190   | 205      | 145            | 575     | 275       | 360         | 225                  | 245        | 500         | 1,095          | 1,120 | 615        | 990         | 130      |     |
| Central heating, warm air furnace.....                 | 145    | 910                        | 50     | 460   | 505      | 250            | 395     | 365       | 525         | 125                  | 700        | 135         | 640            | 495   | 175        | 1,155       | 1,095    |     |
| Noncentral heating, with flue.....                     | 270    | 380                        | 185    | 175   | 305      | 190            | 350     | 45        | 120         | 560                  | 315        | 250         | 405            | 100   | 90         | 555         | 80       |     |
| Noncentral heating, without flue.....                  | 10     | 75                         | 135    | 30  | 35       | 25             | 20      | ...       | 20          | 10                   | 50         | ...         | 10             | 25    | 40         | 50          | 110      |     |
| Not heated.....  | ...    | ...                        | 95     | ...   | 20       | ...            | 50      | ...       | ...         | 25                   | ...        | 5           | ...            | 5     | 30         | 10          | 80       |     |
| <b>*HEATING FUEL</b>                                   |        |                            |        |   |          |                |         |           |             |                      |            |             |                |       |            |             |          |     |
| Number reporting heating equipment.....                | 830    | 1,420                      | 1,125  | 855   | 1,070    | 610            | 1,390   | 685       | 1,025       | 945                  | 1,310      | 890         | 2,150          | 1,745 | 950        | 2,760       | 1,495    |     |
| Central heating.....                                   | 550    | 965                        | 710    | 650   | 710      | 395            | 970     | 640       | 885         | 350                  | 945        | 635         | 1,735          | 1,615 | 790        | 2,145       | 1,225    |     |
| Coal.....  | 535    | 730                        | 670    | 585   | 540      | 755            | 225     | 455       | 375         | 820                  | 610        | 1,220       | 655            | 560   | 1,600      | 485         | 485      |     |
| Wood.....  | ...    | ...                        | ...    | ...   | ...      | ...            | 15      | ...       | 15          | ...                  | 5          | ...         | ...            | ...   | ...        | ...         | ...      |     |
| Utility gas.....                                       | ...    | 230                        | 5      | 65  | 155      | 115            | 25      | 385       | 105         | ...                  | 105        | ...         | 60             | 125   | 155        | 85          | 720      |     |
| Bottled gas.....                                       | ...    | 5                          | 5      | ...   | ...      | ...            | 5       | ...       | 5           | ...                  | 5          | ...         | ...            | ...   | ...        | ...         | ...      |     |
| Liquid fuel.....                                       | 10     | ...                        | ...    | ...   | ...      | 35             | 145     | 20        | 300         | ...                  | ...        | 20          | 450            | 745   | 10         | 425         | 10       |     |
| Other fuel.....  | 5      | ...                        | ...    | ...   | 10       | ...            | 15      | ...       | ...         | ...                  | 5          | ...         | 5              | 70    | 50         | 15          | 5        |     |
| Not reported.....                                      | ...    | ...                        | 25     | ...   | 5        | ...            | 10      | 10        | 5           | ...                  | 10         | ...         | ...            | ...   | 15         | 15          | 5        |     |
| Noncentral heating.....                                | 280    | 455                        | 320    | 205   | 340      | 215            | 370     | 45        | 140         | 570                  | 365        | 250         | 415            | 125   | 130        | 605         | 190      |     |
| Coal.....  | 260    | 190                        | 320    | 150   | 230      | 150            | 225     | 15        | 20          | 570                  | 235        | 245         | 290            | 70    | 80         | 420         | 95       |     |
| Wood.....  | ...    | ...                        | ...    | ...   | 5        | ...            | ...     | ...       | 5           | ...                  | ...        | ...         | 5              | 10    | ...        | 25          | ...      |     |
| Utility gas.....                                       | ...    | 235                        | ...    | 20  | 95       | 30             | 10      | 25        | 30          | ...                  | 105        | ...         | 10             | ...   | 15         | 25          | 90       |     |
| Bottled gas.....                                       | ...    | ...                        | ...    | ...   | ...      | ...            | ...     | ...       | ...         | ...                  | ...        | ...         | ...            | ...   | ...        | ...         | ...      |     |
| Liquid fuel.....                                       | 20     | 25                         | ...    | 35  | 5        | ...            | 30      | 130       | 5           | 70                   | ...        | 5           | 100            | 35    | ...        | 105         | ...      |     |
| Electricity.....                                       | ...    | 5                          | ...    | ...   | ...      | ...            | ...     | ...       | ...         | ...                  | ...        | ...         | ...            | ...   | ...        | ...         | 10       | ... |
| Other fuel.....  | ...    | ...                        | ...    | ...   | ...      | ...            | 5       | ...       | 10          | ...                  | ...        | ...         | 5              | 10    | ...        | 20          | 5        |     |
| Not reported.....                                      | ...    | ...                        | ...    | ...   | 5        | ...            | ...     | ...       | 5           | ...                  | 5          | ...         | ...            | ...   | 35         | ...         | ...      |     |
| Not heated.....  | ...    | ...                        | 95     | ...   | 20       | ...            | 50      | ...       | ...         | 25                   | ...        | 5           | ...            | 5     | 30         | 10          | 80       |     |
| <b>*COOKING FUEL</b>                                   |        |                            |        |   |          |                |         |           |             |                      |            |             |                |       |            |             |          |     |
| Number reporting.....                                  | 810    | 1,415                      | 1,095  | 850   | 1,035    | 590            | 1,200   | 660       | 1,010       | 880                  | 1,315      | 855         | 2,165          | 1,660 | 985        | 2,625       | 1,640    |     |
| Coal.....  | 455    | 20                         | 965    | 140   | 50       | 25             | 170     | 50        | 100         | 855                  | 105        | 405         | 205            | 75    | 300        | 275         | 30       |     |
| Wood.....  | ...    | ...                        | ...    | ...   | ...      | ...            | 5       | ...       | 20          | ...                  | ...        | ...         | 15             | 10    | ...        | 10          | ...      |     |
| Utility gas.....                                       | 150    | 1,305                      | 10     | 410   | 895      | 455            | 420     | 510       | 785         | 10                   | 995        | 280         | 1,230          | 1,200 | 500        | 1,945       | 1,580    |     |
| Bottled gas.....                                       | 60     | 5                          | 50     | 75  | ...      | ...            | 175     | 15        | 20          | ...                  | 10         | 15          | 225            | 30    | ...        | 95          | 5        |     |
| Liquid fuel.....                                       | ...    | ...                        | ...    | 25  | 5        | 20             | 65      | 5         | 15          | ...                  | 15         | 10          | 60             | 50    | 20         | 40          | ...      |     |
| Electricity.....                                       | 140    | 80                         | 70     | 190   | 85       | 90             | 350     | 80        | 65          | 15                   | 185        | 145         | 425            | 285   | 150        | 225         | 25       |     |
| Other fuel.....  | ...    | 5                          | ...    | 10  | ...      | ...            | 15      | ...       | 5           | ...                  | ...        | ...         | ...            | 10    | 10         | 15          | ...      |     |
| None.....  | 5      | ...                        | ...    | ...   | ...      | ...            | ...     | ...       | ...         | ...                  | ...        | ...         | 5              | ...   | 5          | 20          | ...      |     |
| <b>*REFRIGERATION EQUIPMENT</b>                        |        |                            |        |   |          |                |         |           |             |                      |            |             |                |       |            |             |          |     |
| Number reporting.....                                  | 840    | 1,390                      | 1,135  | 830   | 1,030    | 610            | 1,185   | 670       | 990         | 920                  | 1,300      | 880         | 2,110          | 1,670 | 985        | 2,670       | 1,540    |     |
| Mechanical.....  | 705    | 1,180                      | 845    | 705   | 980      | 535            | 1,070   | 590       | 910         | 655                  | 1,165      | 660         | 1,915          | 1,570 | 790        | 2,395       | 1,435    |     |
| Ice.....   | 105    | 20                         | 190    | 15  | 10       | 50             | 100     | 20        | 70          | 210                  | 45         | 200         | 175            | 65    | 85         | 200         | 60       |     |
| Other or none.....                                     | 30     | 180                        | 100    | 110   | 40       | 25             | 15      | 60        | 10          | 55                   | 90         | 20          | 20             | 35    | 110        | 75          | 45       |     |
| <b>*KITCHEN SINK</b>                                   |        |                            |        |   |          |                |         |           |             |                      |            |             |                |       |            |             |          |     |
| Number reporting.....                                  | 810    | 1,415                      | 1,115  | 845   | 1,025    | 590            | 1,195   | 665       | 1,015       | 885                  | 1,320      | 855         | 2,160          | 1,665 | 980        | 2,635       | 1,640    |     |
| With kitchen sink.....                                 | 775    | 1,340                      | 1,110  | 805   | 985      | 585            | 1,165   | 665       | 1,015       | 885                  | 1,300      | 845         | 2,095          | 1,660 | 945        | 2,445       | 1,630    |     |
| <b>*RADIO</b>  |        |                            |        |   |          |                |         |           |             |                      |            |             |                |       |            |             |          |     |
| Number reporting.....                                  | 820    | 1,445                      | 1,160  | 900   | 1,040    | 590            | 1,245   | 685       | 995         | 915                  | 1,300      | 885         | 2,195          | 1,690 | 990        | 2,640       | 1,590    |     |
| With radio.....  | 805    | 1,370                      | 1,135  | 845   | 1,015    | 580            | 1,215   | 675       | 940         | 875                  | 1,245      | 855         | 2,155          | 1,655 | 975        | 2,610       | 1,505    |     |
| <b>*TELEVISION</b>                                     |        |                            |        |   |          |                |         |           |             |                      |            |             |                |       |            |             |          |     |
| Number reporting.....                                  | 815    | 1,440                      | 1,155  | 870   | 1,030    | 580            | 1,245   | 675       | 990         | 915                  | 1,295      | 885         | 2,190          | 1,675 | 970        | 2,630       | 1,585    |     |
| With television.....                                   | ...    | 240                        | 45     | 60  | 110      | 30             | 240     | 5         | 520         | 10                   | 120        | 55          | 70             | 510   | 30         | 135         | 115      |     |

Table 23.—PLUMBING FACILITIES, YEAR BUILT, AND EQUIPMENT, FOR URBAN PLACES OF 2,500 TO 10,000: 1950—Con.

[Asterisk (\*) denotes statistics based on 20-percent sample]

| Subject  | Mil-<br>lers-<br>burg | Mil-<br>lers-<br>ville | Mill-<br>vale | Mil-<br>ton | Miner-<br>ville | Monaca | Monon-<br>gahela | Mon-<br>tours-<br>ville | Moosic | Morris-<br>ville | Mount<br>Joy | Mount<br>Oliver | Mount<br>Penn | Mount<br>Pleas-<br>ant | Mount<br>Union | Muncy | Myers-<br>town |
|--|-----------------------|------------------------|---------------|-------------|-----------------|--------|------------------|-------------------------|--------|------------------|--------------|-----------------|---------------|------------------------|----------------|-------|----------------|
| All dwelling units.....                                | 969                   | 634                    | 2,162         | 2,653       | 2,182           | 2,111  | 2,741            | 1,038                   | 1,064  | 2,071            | 906          | 2,043           | 1,228         | 1,737                  | 1,319          | 931   | 953            |
| <b>WATER SUPPLY</b>                                    |                       |                        |               |             |                 |        |                  |                         |        |                  |              |                 |               |                        |                |       |                |
| Hot and cold piped running water inside structure..... | 908                   | 588                    | 1,858         | 2,235       | 1,654           | 1,922  | 2,392            | 924                     | 841    | 1,867            | 734          | 1,992           | 1,223         | 1,446                  | 891            | 828   | 800            |
| Only cold piped running water inside structure.....    | 53                    | 35                     | 293           | 345         | 518             | 144    | 312              | 60                      | 216    | 171              | 158          | 47              | 2             | 280                    | 392            | 69    | 133            |
| Piped running water outside structure.....             | ...                   | ...                    | ...           | 20          | 2               | 1      | 14               | 5                       | 1      | 5                | 10           | ...             | 1             | ...                    | 7              | ...   | 4              |
| No piped running water.....                            | 4                     | 11                     | 1             | 21          | 2               | 37     | 18               | 33                      | 2      | 17               | 4            | ...             | ...           | 5                      | 19             | 14    | 8              |
| Not reported.....                                      | 4                     | ...                    | 10            | 32          | 6               | 7      | 5                | 16                      | 4      | 11               | ...          | 4               | 2             | 6                      | 10             | 20    | 8              |
| <b>TOILET FACILITIES</b>                               |                       |                        |               |             |                 |        |                  |                         |        |                  |              |                 |               |                        |                |       |                |
| Flush toilet inside structure, exclusive use.....      | 902                   | 567                    | 1,789         | 2,371       | 1,945           | 1,865  | 2,339            | 898                     | 923    | 1,900            | 688          | 1,709           | 1,190         | 1,468                  | 976            | 832   | 761            |
| Flush toilet inside structure, shared.....             | 20                    | 38                     | 344           | 35          | 30              | 164    | 231              | 31                      | 8      | 19               | 27           | 322             | 32            | 172                    | 44             | 32    | 28             |
| Other toilet facilities (including privy).....         | 42                    | 25                     | 14            | 196         | 196             | 62     | 151              | 90                      | 120    | 125              | 187          | 5               | 4             | 84                     | 274            | 43    | 145            |
| No toilet.....   | ...                   | 4                      | 2             | 11          | 6               | 12     | 14               | 1                       | 8      | 14               | 3            | 2               | ...           | 6                      | 16             | 4     | 11             |
| Not reported.....                                      | 5                     | ...                    | 13            | 40          | 5               | 8      | 6                | 18                      | 5      | 13               | 1            | 5               | 2             | 7                      | 9              | 20    | 8              |
| <b>BATHING FACILITIES</b>                              |                       |                        |               |             |                 |        |                  |                         |        |                  |              |                 |               |                        |                |       |                |
| Installed bathtub or shower, exclusive use.....        | 846                   | 539                    | 1,417         | 2,120       | 1,589           | 1,746  | 2,133            | 877                     | 771    | 1,871            | 685          | 1,620           | 1,186         | 1,268                  | 854            | 757   | 723            |
| Installed bathtub or shower, shared.....               | 26                    | 33                     | 362           | 39          | 23              | 175    | 224              | 24                      | 12     | 17               | 23           | 368             | 29            | 164                    | 33             | 35    | 28             |
| No bathtub or shower.....                              | 90                    | 55                     | 357           | 438         | 554             | 179    | 365              | 117                     | 276    | 161              | 188          | 48              | 9             | 296                    | 421            | 116   | 193            |
| Not reported.....                                      | 7                     | 7                      | 26            | 56          | 16              | 11     | 19               | 20                      | 5      | 22               | 10           | 7               | 4             | 9                      | 11             | 23    | 9              |
| <b>*YEAR BUILT</b>                                     |                       |                        |               |             |                 |        |                  |                         |        |                  |              |                 |               |                        |                |       |                |
| Number reporting.....                                  | 975                   | 650                    | 2,195         | 2,540       | 2,110           | 2,085  | 2,685            | 1,035                   | 1,055  | 1,930            | 900          | 2,035           | 1,175         | 1,705                  | 1,325          | 915   | 980            |
| 1945 or later.....                                     | 45                    | 40                     | 15            | 90          | ...             | 145    | 105              | 95                      | 25     | 330              | 50           | 15              | 20            | 125                    | 30             | 45    | 45             |
| 1940 to 1944.....                                      | 10                    | 20                     | 15            | 25          | 5               | 190    | 45               | 80                      | 10     | 110              | 20           | 10              | 5             | 10                     | 10             | 20    | ...            |
| 1930 to 1939.....                                      | 55                    | 25                     | 45            | 55          | 25              | 190    | 110              | 80                      | 35     | 185              | 50           | 75              | 445           | 55                     | 55             | 45    | 50             |
| 1920 to 1929.....                                      | 55                    | 100                    | 240           | 265         | 390             | 415    | 365              | 170                     | 100    | 500              | 180          | 430             | 410           | 155                    | 230            | 130   | 90             |
| 1919 or earlier.....                                   | 810                   | 465                    | 1,880         | 2,105       | 1,690           | 1,145  | 2,060            | 610                     | 885    | 805              | 600          | 1,505           | 295           | 1,360                  | 1,000          | 675   | 795            |
| <b>*ELECTRIC LIGHTING</b>                              |                       |                        |               |             |                 |        |                  |                         |        |                  |              |                 |               |                        |                |       |                |
| Number reporting.....                                  | 960                   | 625                    | 2,105         | 2,670       | 2,180           | 2,160  | 2,770            | 1,025                   | 1,055  | 2,080            | 900          | 1,990           | 1,200         | 1,715                  | 1,300          | 910   | 885            |
| With electric lights.....                              | 955                   | 625                    | 2,100         | 2,640       | 2,175           | 2,160  | 2,760            | 1,020                   | 1,055  | 2,065            | 900          | 1,990           | 1,200         | 1,705                  | 1,285          | 910   | 885            |
| All occupied dwelling units.....                       | 947                   | 620                    | 2,137         | 2,604       | 2,151           | 2,063  | 2,693            | 1,007                   | 1,034  | 2,001            | 880          | 2,006           | 1,213         | 1,719                  | 1,295          | 915   | 939            |
| <b>*HEATING EQUIPMENT</b>                              |                       |                        |               |             |                 |        |                  |                         |        |                  |              |                 |               |                        |                |       |                |
| Number reporting heating equipment.....                | 955                   | 605                    | 2,130         | 2,585       | 2,190           | 2,105  | 2,605            | 1,015                   | 1,020  | 1,990            | 910          | 1,950           | 1,195         | 1,690                  | 1,290          | 890   | 890            |
| Central heating, piped steam or hot water.....         | 400                   | 320                    | 260           | 815         | 985             | 300    | 520              | 315                     | 630    | 940              | 505          | 655             | 965           | 850                    | 525            | 430   | 315            |
| Central heating, warm air furnace.....                 | 305                   | 215                    | 755           | 1,020       | 200             | 1,620  | 1,315            | 410                     | 110    | 915              | 120          | 1,055           | 225           | 620                    | 355            | 245   | 295            |
| Noncentral heating, with flue.....                     | 235                   | 70                     | 1,075         | 685         | 840             | 150    | 675              | 235                     | 220    | 115              | 280          | 210             | ...           | 170                    | 370            | 205   | 235            |
| Noncentral heating, without flue.....                  | 15                    | ...                    | 40            | 55          | 165             | 35     | 95               | 50                      | 35     | 20               | 5            | 10              | 5             | 30                     | 30             | 10    | 45             |
| Not heated.....  | ...                   | ...                    | ...           | 10          | ...             | ...    | ...              | 5                       | 25     | ...              | ...          | 20              | ...           | 20                     | 10             | ...   | ...            |
| <b>*HEATING FUEL</b>                                   |                       |                        |               |             |                 |        |                  |                         |        |                  |              |                 |               |                        |                |       |                |
| Number reporting heating equipment.....                | 955                   | 605                    | 2,130         | 2,585       | 2,190           | 2,105  | 2,605            | 1,015                   | 1,020  | 1,990            | 910          | 1,950           | 1,195         | 1,690                  | 1,290          | 890   | 890            |
| Central heating.....                                   | 705                   | 535                    | 1,015         | 1,835       | 1,185           | 1,920  | 1,835            | 725                     | 740    | 1,855            | 625          | 1,710           | 1,190         | 1,470                  | 880            | 675   | 610            |
| Coal.....  | 550                   | 390                    | 605           | 1,535       | 1,160           | 1,515  | 1,450            | 500                     | 720    | 1,070            | 355          | 1,045           | 560           | 1,220                  | 695            | 540   | 475            |
| Wood.....  | ...                   | ...                    | ...           | 5           | ...             | 5      | ...              | 5                       | 5      | ...              | 5            | ...             | ...           | ...                    | 5              | ...   | ...            |
| Utility gas.....                                       | ...                   | ...                    | 400           | 75          | ...             | 390    | 370              | 35                      | ...    | 90               | 10           | 645             | 275           | 220                    | 5              | ...   | 5              |
| Bottled gas.....                                       | ...                   | 5                      | 5             | 5           | ...             | ...    | 10               | 10                      | 5      | ...              | 5            | ...             | ...           | ...                    | 15             | ...   | ...            |
| Liquid fuel.....                                       | 140                   | 180                    | ...           | 120         | ...             | 5      | 95               | 5                       | 665    | 240              | 5            | 140             | 25            | 135                    | 130            | 115   | ...            |
| Other fuel.....  | 15                    | ...                    | ...           | 95          | 20              | ...    | 10               | 85                      | ...    | 15               | ...          | ...             | 210           | 5                      | 25             | 5     | 15             |
| Not reported.....                                      | ...                   | ...                    | ...           | ...         | ...             | ...    | ...              | ...                     | 5      | ...              | 5            | ...             | 5             | ...                    | ...            | ...   | ...            |
| Noncentral heating.....                                | 250                   | 70                     | 1,115         | 740         | 1,005           | 185    | 770              | 285                     | 255    | 135              | 285          | 220             | 5             | 200                    | 400            | 215   | 280            |
| Coal.....  | 220                   | 50                     | 300           | 635         | 1,005           | 80     | 315              | 145                     | 230    | 50               | 205          | 65              | 5             | 130                    | 300            | 155   | 200            |
| Wood.....  | ...                   | ...                    | 10            | 5           | ...             | ...    | ...              | 5                       | 10     | ...              | ...          | ...             | ...           | ...                    | 30             | ...   | ...            |
| Utility gas.....                                       | ...                   | ...                    | 795           | 25          | ...             | 90     | 440              | 15                      | ...    | 5                | 155          | ...             | ...           | 55                     | ...            | ...   | ...            |
| Bottled gas.....                                       | ...                   | ...                    | 5             | ...         | ...             | ...    | 5                | ...                     | ...    | ...              | ...          | ...             | ...           | ...                    | 15             | ...   | 5              |
| Liquid fuel.....                                       | 20                    | 15                     | ...           | 55          | ...             | ...    | 10               | 75                      | ...    | 70               | 75           | ...             | ...           | 15                     | 45             | 50    | 65             |
| Electricity.....                                       | ...                   | 5                      | ...           | 10          | ...             | ...    | 5                | ...                     | ...    | ...              | ...          | ...             | ...           | ...                    | 5              | ...   | ...            |
| Other fuel.....  | 5                     | ...                    | 5             | 10          | ...             | ...    | ...              | 20                      | ...    | ...              | ...          | ...             | ...           | ...                    | 10             | ...   | 5              |
| Not reported.....                                      | 5                     | ...                    | ...           | ...         | ...             | ...    | ...              | ...                     | 15     | 15               | ...          | ...             | ...           | ...                    | 5              | ...   | ...            |
| Not heated.....  | ...                   | ...                    | ...           | 10          | ...             | ...    | ...              | 5                       | 25     | ...              | ...          | 20              | ...           | 20                     | 10             | ...   | ...            |
| <b>*COOKING FUEL</b>                                   |                       |                        |               |             |                 |        |                  |                         |        |                  |              |                 |               |                        |                |       |                |
| Number reporting.....                                  | 925                   | 630                    | 2,150         | 2,565       | 2,120           | 1,975  | 2,735            | 1,010                   | 1,020  | 1,955            | 865          | 1,995           | 1,280         | 1,730                  | 1,255          | 890   | 965            |
| Coal.....  | 325                   | 85                     | 55            | 755         | 1,720           | 40     | 55               | 160                     | 785    | 260              | 120          | 50              | 35            | 165                    | 580            | 225   | 315            |
| Wood.....  | ...                   | ...                    | ...           | 15          | ...             | ...    | ...              | 40                      | 5      | 20               | 10           | ...             | 5             | ...                    | 20             | 15    | ...            |
| Utility gas.....                                       | 20                    | ...                    | 2,070         | 1,205       | 15              | 1,865  | 2,480            | 235                     | 10     | 990              | 380          | 1,920           | 935           | 1,320                  | 20             | 255   | 305            |
| Bottled gas.....                                       | 185                   | 215                    | ...           | 75          | 105             | ...    | 5                | 145                     | 65     | 65               | 60           | ...             | 15            | 10                     | 175            | 75    | 45             |
| Liquid fuel.....                                       | 55                    | 70                     | ...           | 45          | ...             | ...    | ...              | 20                      | ...    | 75               | 35           | ...             | 5             | 15                     | 160            | 10    | 15             |
| Electricity.....                                       | 340                   | 260                    | 25            | 465         | 280             | 70     | 185              | 405                     | 155    | 540              | 260          | 20              | 265           | 205                    | 285            | 280   | 270            |
| Other fuel.....  | ...                   | ...                    | ...           | 5           | ...             | ...    | 10               | 5                       | ...    | ...              | ...          | ...             | ...           | ...                    | 15             | 30    | 5              |
| None.....  | ...                   | ...                    | ...           | ...         | ...             | ...    | ...              | ...                     | ...    | 5                | ...          | 5               | ...           | 15                     | ...            | ...   | 10             |
| <b>*REFRIGERATION EQUIPMENT</b>                        |                       |                        |               |             |                 |        |                  |                         |        |                  |              |                 |               |                        |                |       |                |
| Number reporting.....                                  | 945                   | 620                    | 2,055         | 2,605       | 2,155           | 2,115  | 2,715            | 990                     | 1,025  | 2,020            | 880          | 1,950           | 1,175         | 1,705                  | 1,285          | 910   | 885            |
| Mechanical.....  | 855                   | 575                    | 1,945         | 2,155       | 1,695           | 1,990  | 2,540            | 900                     | 780    | 1,910            | 795          | 1,900           | 1,160         | 1,505                  | 1,000          | 810   | 810            |
| Ice.....   | 65                    | 35                     | 70            | 400         | 340             | 60     | 85               | 65                      | 140    | 110              | 70           | 25              | 15            | 60                     | 200            | 80    | 60             |
| Other or none.....                                     | 25                    | 10                     | 40            | 50          | 120             | 65     | 90               | 25                      | 105    | ...              | 15           | 25              | ...           | 140                    | 85             | 20    | 15             |
| <b>*KITCHEN SINK</b>                                   |                       |                        |               |             |                 |        |                  |                         |        |                  |              |                 |               |                        |                |       |                |
| Number reporting.....                                  | 925                   | 640                    | 2,140         | 2,575       | 2,125           | 1,980  | 2,740            | 1,005                   | 1,025  | 1,945            | 870          | 1,995           | 1,270         | 1,730                  | 1,265          | 895   | 970            |
| With kitchen sink.....                                 | 915                   | 625                    | 2,130         | 2,510       | 2,115           | 1,930  | 2,680            | 975                     | 1,025  | 1,925            | 840          | 1,975           | 1,265         | 1,685                  | 1,240          | 870   | 930            |
| <b>*RADIO</b>  |                       |                        |               |             |                 |        |                  |                         |        |                  |              |                 |               |                        |                |       |                |
| Number reporting.....                                  | 945                   | 600                    | 2,115         | 2,560       | 2,160           | 2,020  | 2,700            | 990                     | 1,040  | 2,035            | 865          | 1,985           | 1,230         | 1,710                  | 1,300          | 905   | 975            |
| With radio.....  | 910                   | 590                    | 2,105         | 2,500       | 2,120           | 1,990  | 2,665            | 975                     | 1,030  | 2,025            | 840          | 1,960           | 1,230         | 1,675                  | 1,235          | 895   | 965            |
| <b>*TELEVISION</b>                                     |                       |                        |               |             |                 |        |                  |                         |        |                  |              |                 |               |                        |                |       |                |
| Number reporting.....                                  | 940                   | 600                    | 2,100         | 2,030       | 2,160           | 2,015  | 2,695            | 985                     | 1,040  | 2,030            | 865          | 1,990           | 1,230         | 1,705                  | 1,290          | 905   | 975            |
| With television.....                                   | 25                    | 80                     | 230           | 10          | 105             | 295    | 310              | 5                       | ...    | 765              | 155          | 390             | 305           | 150                    | 20             | ...   | 120            |

Table 23.—PLUMBING FACILITIES, YEAR BUILT, AND EQUIPMENT, FOR URBAN PLACES OF 2,500 TO 10,000: 1950—Con.

[Asterisk (\*) denotes statistics based on 20-percent sample]

| Subject  | Nanty-Glo | Narberth | Nezareth | Nesquehoning-New Columbus (uninc.) | New Brighton | New Cumberland | New Holland | Nor-thampton | North Belle Vernon | North Cata-sauqua | North Char-leroi | North East | Nor-thum-berland | North Wales | Nor-wood | Oak-mont | Old Forge |
|--|-----------|----------|----------|------------------------------------|--------------|----------------|-------------|--------------|--------------------|-------------------|------------------|------------|------------------|-------------|----------|----------|-----------|
| All dwelling units.....                                | 1,368     | 1,725    | 1,747    | 1,173                              | 2,859        | 1,932          | 809         | 2,378        | 968                | 708               | 771              | 1,286      | 1,359            | 879         | 1,579    | 2,063    | 2,384     |
| <b>WATER SUPPLY</b>                                    |           |          |          |                                    |              |                |             |              |                    |                   |                  |            |                  |             |          |          |           |
| Hot and cold piped running water inside structure..... | 830       | 1,715    | 1,542    | 1,011                              | 2,597        | 1,879          | 762         | 1,757        | 884                | 583               | 729              | 1,170      | 1,277            | 860         | 1,548    | 1,964    | 1,737     |
| Only cold piped running water inside structure.....    | 465       | ...      | 184      | 150                                | 236          | 33             | 30          | 576          | 68                 | 103               | 35               | 65         | 55               | 18          | 18       | 65       | 832       |
| Piped running water outside structure.....             | 3         | ...      | 4        | 3                                  | 4            | 2              | 3           | 10           | ...                | 2                 | ...              | 8          | 2                | ...         | ...      | 15       | 4         |
| No piped running water.....                            | 60        | ...      | 11       | 6                                  | 10           | 5              | 5           | 26           | 11                 | 19                | 2                | 15         | 11               | ...         | 4        | 1        | 2         |
| Not reported.....                                      | 10        | 10       | 6        | 3                                  | 12           | 13             | 9           | 9            | 5                  | 1                 | 5                | 28         | 14               | 1           | 9        | 18       | 9         |
| <b>TOILET FACILITIES</b>                               |           |          |          |                                    |              |                |             |              |                    |                   |                  |            |                  |             |          |          |           |
| Flush toilet inside structure, exclusive use.....      | 809       | 1,704    | 1,517    | 908                                | 2,588        | 1,843          | 735         | 1,878        | 871                | 558               | 666              | 1,183      | 1,249            | 860         | 1,539    | 1,827    | 1,834     |
| Flush toilet inside structure, shared.....             | 49        | 8        | 53       | 23                                 | 205          | 40             | 31          | 86           | 69                 | 11                | 89               | 29         | 42               | 13          | 16       | 178      | 73        |
| Other toilet facilities (including privy).....         | 489       | ...      | 163      | 235                                | 39           | 29             | 30          | 393          | 14                 | 115               | 9                | 32         | 38               | 5           | 14       | 35       | 635       |
| No toilet.....   | 11        | ...      | 9        | 3                                  | 12           | 5              | 4           | 9            | 9                  | 22                | 2                | 7          | 13               | ...         | 1        | 1        | 35        |
| Not reported.....                                      | 10        | 13       | 5        | 4                                  | 15           | 15             | 9           | 12           | 5                  | 2                 | 5                | 35         | 17               | 1           | 9        | 22       | 7         |
| <b>BATHING FACILITIES</b>                              |           |          |          |                                    |              |                |             |              |                    |                   |                  |            |                  |             |          |          |           |
| Installed bathtub or shower, exclusive use.....        | 707       | 1,689    | 1,453    | 853                                | 2,367        | 1,833          | 726         | 1,584        | 815                | 556               | 634              | 1,124      | 1,188            | 855         | 1,542    | 1,819    | 1,421     |
| Installed bathtub or shower, shared.....               | 39        | 8        | 50       | 22                                 | 203          | 41             | 28          | 75           | 73                 | 12                | 88               | 25         | 38               | 12          | 17       | 123      | 41        |
| No bathtub or shower.....                              | 609       | ...      | 231      | 294                                | 268          | 40             | 46          | 703          | 76                 | 137               | 42               | 99         | 114              | 11          | 7        | 86       | 1,107     |
| Not reported.....                                      | 13        | 28       | 13       | 4                                  | 21           | 18             | 9           | 16           | 4                  | 3                 | 7                | 38         | 19               | 1           | 13       | 35       | 15        |
| <b>*YEAR BUILT</b>                                     |           |          |          |                                    |              |                |             |              |                    |                   |                  |            |                  |             |          |          |           |
| Number reporting.....                                  | 1,345     | 1,700    | 1,725    | 1,130                              | 2,810        | 1,940          | 805         | 2,350        | 940                | 705               | 795              | 1,245      | 1,330            | 880         | 1,535    | 2,020    | 2,555     |
| 1945 or later.....                                     | 60        | 30       | 60       | 25                                 | 35           | 210            | 175         | 120          | 85                 | 55                | 60               | 60         | 50               | 55          | 75       | 140      | 80        |
| 1940 to 1944.....                                      | 40        | 45       | 25       | 5                                  | 15           | 220            | 40          | 25           | 5                  | 10                | 20               | 10         | 5                | 10          | 325      | 105      | 10        |
| 1930 to 1939.....                                      | 110       | 180      | 95       | 20                                 | 50           | 195            | 85          | 50           | 35                 | 15                | 35               | 20         | 40               | 80          | 40       | 140      | 60        |
| 1920 to 1929.....                                      | 340       | 500      | 295      | 210                                | 350          | 515            | 100         | 315          | 175                | 120               | 225              | 70         | 270              | 135         | 515      | 210      | 315       |
| 1919 or earlier.....                                   | 795       | 945      | 1,250    | 870                                | 2,360        | 800            | 405         | 1,840        | 640                | 505               | 485              | 1,085      | 965              | 600         | 580      | 1,425    | 2,120     |
| <b>*ELECTRIC LIGHTING</b>                              |           |          |          |                                    |              |                |             |              |                    |                   |                  |            |                  |             |          |          |           |
| Number reporting.....                                  | 1,355     | 1,720    | 1,715    | 1,200                              | 2,815        | 1,865          | 785         | 2,335        | 975                | 695               | 750              | 1,255      | 1,350            | 850         | 1,550    | 2,070    | 2,545     |
| With electric lights.....                              | 1,350     | 1,720    | 1,710    | 1,200                              | 2,815        | 1,865          | 785         | 2,330        | 970                | 695               | 750              | 1,250      | 1,340            | 850         | 1,545    | 2,065    | 2,545     |
| All occupied dwelling units.....                       | 1,353     | 1,715    | 1,721    | 1,150                              | 2,830        | 1,893          | 779         | 2,336        | 943                | 697               | 756              | 1,252      | 1,327            | 869         | 1,555    | 2,024    | 2,558     |
| <b>*HEATING EQUIPMENT</b>                              |           |          |          |                                    |              |                |             |              |                    |                   |                  |            |                  |             |          |          |           |
| Number reporting heating equipment.....                | 1,370     | 1,665    | 1,750    | 1,150                              | 2,790        | 1,880          | 765         | 2,350        | 955                | 695               | 735              | 1,195      | 1,285            | 830         | 1,515    | 1,990    | 2,540     |
| Central heating, piped steam or hot water.....         | 420       | 1,490    | 1,055    | 650                                | 220          | 1,230          | 360         | 935          | 145                | 445               | 155              | 195        | 470              | 445         | 895      | 680      | 1,300     |
| Central heating, warm air furnace.....                 | 555       | 170      | 380      | 55                                 | 2,130        | 580            | 300         | 445          | 640                | 120               | 450              | 540        | 560              | 305         | 590      | 960      | 50        |
| Noncentral heating, with flue.....                     | 230       | 5        | 270      | 435                                | 395          | 65             | 80          | 700          | 100                | 85                | 120              | 310        | 225              | 75          | 25       | 380      | 905       |
| Noncentral heating, without flue.....                  | 5         | ...      | 30       | 5                                  | 40           | ...            | 25          | 260          | 60                 | 40                | 10               | 145        | 20               | 5           | ...      | 70       | 110       |
| Not heated.....  | 160       | ...      | 15       | 5                                  | 5            | ...            | ...         | 10           | 10                 | 5                 | ...              | 5          | 10               | ...         | 5        | ...      | 175       |
| <b>*HEATING FUEL</b>                                   |           |          |          |                                    |              |                |             |              |                    |                   |                  |            |                  |             |          |          |           |
| Number reporting heating equipment.....                | 1,370     | 1,665    | 1,750    | 1,150                              | 2,790        | 1,880          | 765         | 2,350        | 955                | 695               | 735              | 1,195      | 1,285            | 830         | 1,515    | 1,990    | 2,540     |
| Central heating.....                                   | 975       | 1,660    | 1,435    | 705                                | 2,350        | 1,810          | 660         | 1,380        | 785                | 565               | 605              | 735        | 1,030            | 750         | 1,485    | 1,540    | 1,330     |
| Coal.....  | 845       | 375      | 1,165    | 705                                | 1,885        | 900            | 405         | 1,175        | 700                | 475               | 545              | 465        | 920              | 425         | 715      | 990      | 1,170     |
| Wood.....  | ...       | ...      | ...      | ...                                | 5            | ...            | ...         | 5            | ...                | ...               | ...              | ...        | ...              | ...         | ...      | ...      | 10        |
| Utility gas.....                                       | 5         | 165      | 40       | 5                                  | 415          | 470            | ...         | 60           | 85                 | 25                | 60               | 130        | 30               | 30          | 85       | 590      | ...       |
| Bottled gas.....                                       | 25        | ...      | 5        | ...                                | 5            | 10             | ...         | ...          | ...                | ...               | ...              | ...        | ...              | ...         | ...      | ...      | 50        |
| Liquid fuel.....                                       | 10        | 1,085    | 145      | ...                                | 20           | 405            | 255         | 60           | ...                | 50                | ...              | 75         | 60               | 295         | 680      | ...      | 10        |
| Other fuel.....  | 90        | 30       | 80       | ...                                | 10           | 20             | ...         | 70           | ...                | 10                | ...              | 45         | 15               | ...         | 5        | ...      | 105       |
| Not reported.....                                      | ...       | 5        | ...      | ...                                | 10           | 5              | ...         | 10           | ...                | 5                 | ...              | 20         | 5                | ...         | ...      | ...      | 5         |
| Noncentral heating.....                                | 235       | 5        | 300      | 440                                | 435          | 65             | 105         | 960          | 160                | 125               | 130              | 455        | 245              | 80          | 25       | 490      | 1,015     |
| Coal.....  | 220       | 5        | 200      | 440                                | 165          | 15             | 50          | 835          | 95                 | 100               | 55               | 120        | 170              | 20          | 5        | 100      | 980       |
| Wood.....  | ...       | ...      | 5        | ...                                | ...          | ...            | ...         | ...          | ...                | ...               | ...              | 5          | 10               | ...         | 10       | ...      | 5         |
| Utility gas.....                                       | ...       | ...      | 10       | ...                                | 225          | 30             | ...         | 10           | 55                 | 5                 | 65               | 130        | 10               | ...         | 5        | 340      | ...       |
| Bottled gas.....                                       | ...       | ...      | ...      | ...                                | 5            | 10             | ...         | ...          | ...                | ...               | ...              | ...        | ...              | ...         | ...      | 5        | 5         |
| Liquid fuel.....                                       | 10        | ...      | 65       | ...                                | 40           | 15             | 45          | 100          | 10                 | 20                | 10               | 175        | 40               | 40          | 5        | 5        | ...       |
| Electricity.....                                       | ...       | ...      | ...      | ...                                | 5            | ...            | ...         | 5            | ...                | ...               | ...              | ...        | 5                | 5           | ...      | ...      | 10        |
| Other fuel.....  | ...       | ...      | 15       | ...                                | ...          | ...            | ...         | 10           | ...                | ...               | ...              | 25         | 10               | 15          | ...      | ...      | ...       |
| Not reported.....                                      | 5         | ...      | 5        | ...                                | ...          | ...            | ...         | ...          | ...                | ...               | ...              | ...        | ...              | ...         | ...      | ...      | 15        |
| None.....  | 160       | ...      | 15       | 5                                  | 5            | ...            | ...         | 10           | 10                 | 5                 | ...              | 5          | 10               | ...         | 5        | ...      | 175       |
| <b>*COOKING FUEL</b>                                   |           |          |          |                                    |              |                |             |              |                    |                   |                  |            |                  |             |          |          |           |
| Number reporting.....                                  | 1,315     | 1,705    | 1,690    | 1,165                              | 2,910        | 1,905          | 755         | 2,375        | 920                | 705               | 760              | 1,185      | 1,350            | 890         | 1,590    | 2,005    | 2,340     |
| Coal.....  | 770       | 25       | 270      | 865                                | 95           | 150            | 90          | 565          | 170                | 80                | 20               | 45         | 345              | 45          | 25       | 70       | 1,925     |
| Wood.....  | ...       | ...      | 10       | ...                                | 5            | ...            | ...         | ...          | ...                | ...               | ...              | ...        | 5                | ...         | 5        | ...      | ...       |
| Utility gas.....                                       | ...       | 1,315    | 780      | 5                                  | 2,740        | 1,410          | 5           | 1,325        | 645                | 455               | 650              | 930        | 610              | 590         | 1,245    | 1,840    | 25        |
| Bottled gas.....                                       | 120       | 45       | 115      | 100                                | 10           | 20             | 265         | 95           | ...                | 15                | ...              | 10         | 75               | 20          | 10       | ...      | 20        |
| Liquid fuel.....                                       | 75        | 25       | 70       | ...                                | 5            | 60             | 15          | 35           | ...                | 5                 | ...              | 35         | 20               | 15          | 45       | ...      | ...       |
| Electricity.....                                       | 325       | 295      | 430      | 190                                | 55           | 255            | 380         | 345          | 105                | 150               | 90               | 160        | 290              | 205         | 260      | 90       | 365       |
| Other fuel.....  | 25        | ...      | 15       | ...                                | 5            | 5              | ...         | 5            | ...                | ...               | ...              | 5          | 5                | 15          | ...      | ...      | ...       |
| None.....  | ...       | ...      | ...      | 5                                  | 5            | ...            | ...         | 5            | ...                | ...               | ...              | ...        | ...              | ...         | ...      | 5        | 5         |
| <b>*REFRIGERATION EQUIPMENT</b>                        |           |          |          |                                    |              |                |             |              |                    |                   |                  |            |                  |             |          |          |           |
| Number reporting.....                                  | 1,355     | 1,695    | 1,665    | 1,195                              | 2,795        | 1,845          | 770         | 2,295        | 955                | 690               | 745              | 1,220      | 1,310            | 825         | 1,535    | 2,020    | 2,505     |
| Mechanical.....  | 1,100     | 1,675    | 1,555    | 940                                | 2,585        | 1,795          | 715         | 2,110        | 930                | 630               | 730              | 1,090      | 1,080            | 795         | 1,500    | 1,985    | 1,980     |
| Ice.....   | ...       | 15       | 85       | 195                                | 115          | 45             | 40          | 145          | 5                  | 35                | ...              | 50         | 205              | 30          | 35       | 20       | 345       |
| Other or none.....                                     | 255       | 5        | 25       | 60                                 | 95           | 5              | 15          | 40           | 20                 | 25                | 15               | 80         | 25               | ...         | ...      | 15       | 180       |
| <b>*KITCHEN SINK</b>                                   |           |          |          |                                    |              |                |             |              |                    |                   |                  |            |                  |             |          |          |           |
| Number reporting.....                                  | 1,315     | 1,715    | 1,695    | 1,165                              | 2,905        | 1,895          | 765         | 2,380        | 920                | 705               | 760              | 1,220      | 1,350            | 900         | 1,590    | 2,015    | 2,525     |
| With kitchen sink.....                                 | 1,225     | 1,710    | 1,670    | 1,160                              | 2,845        | 1,885          | 750         | 2,270        | 905                | 685               | 750              | 1,195      | 1,325            | 895         | 1,590    | 2,000    | 2,515     |
| <b>*RADIO</b>  |           |          |          |                                    |              |                |             |              |                    |                   |                  |            |                  |             |          |          |           |
| Number reporting.....                                  | 1,340     | 1,710    | 1,730    | 1,105                              | 2,795        | 1,835          | 780         | 2,285        | 960                | 690               | 725              | 1,230      | 1,340            | 890         | 1,530    | 1,975    | 2,580     |
| With radio.....  | 1,285     | 1,700    | 1,705    | 1,065                              | 2,775        | 1,835          | 765         | 2,275        | 955                | 685               | 725              | 1,205      | 1,300            | 880         | 1,515    | 1,960    | 2,545     |
| <b>*TELEVISION</b>                                     |           |          |          |                                    |              |                |             |              |                    |                   |                  |            |                  |             |          |          |           |
| Number reporting.....                                  | 1,330     | 1,705    | 1,730    | 1,100                              | 2,785        | 1,835          | 780         | 2,270        | 955                | 685               | 725              | 1,205      | 1,340            | 890         | 1,520    | 1,960    | 2,585     |
| With television.....                                   | 15        | 390      | 260      | 15                                 | 275          | 85             | 95          | 410          | 90                 | 165               | 90               | 250        | 5                | 355         | 580      | 260      | 15        |

Table 23.—PLUMBING FACILITIES, YEAR BUILT, AND EQUIPMENT, FOR URBAN PLACES OF 2,500 TO 10,000: 1950—Con.

[Asterisk (\*) denotes statistics based on 20-percent sample]

| Subject  | Oly-phant | Ox-ford | Pal-mer-ton | Pal-myra | Paoli (uninc.) | Park-es-burg | Park-ville (uninc.) | Pat-ton | Pen-Argyl | Pen-brook | Per-kasie | Phil-ip-sburg | Pit-cairn | Pleas-ant Hills | Polk | Por-tage | Port Alle-gany |  |
|--|-----------|---------|-------------|----------|----------------|--------------|---------------------|---------|-----------|-----------|-----------|---------------|-----------|-----------------|------|----------|----------------|--|
| All dwelling units.....                                | 2,010     | 972     | 1,929       | 1,906    | 851            | 739          | 1,011               | 851     | 1,204     | 1,191     | 1,418     | 1,275         | 1,731     | 1,118           | 197  | 1,182    | 883            |  |
| <b>WATER SUPPLY</b>                                    |           |         |             |          |                |              |                     |         |           |           |           |               |           |                 |      |          |                |  |
| Hot and cold piped running water inside structure..... | 1,465     | 819     | 1,617       | 1,787    | 797            | 561          | 703                 | 669     | 1,033     | 1,160     | 1,279     | 1,211         | 1,648     | 1,082           | 168  | 892      | 845            |  |
| Only cold piped running water inside structure.....    | 525       | 110     | 260         | 108      | 43             | 154          | 228                 | 170     | 159       | 14        | 95        | 46            | 64        | 14              | 18   | 277      | 28             |  |
| Piped running water outside structure.....             | 3         | 7       | 2           | 3        | ...            | ...          | 6                   | ...     | ...       | 1         | 6         | ...           | ...       | ...             | 1    | ...      | ...            |  |
| No piped running water.....                            | 3         | 19      | 36          | 4        | 4              | 11           | 64                  | 8       | 4         | 2         | 20        | 4             | 7         | 20              | 7    | 4        | 4              |  |
| Not reported.....                                      | 14        | 17      | 14          | 4        | 7              | 13           | 10                  | 4       | 8         | 14        | 18        | 14            | 12        | 2               | 3    | 9        | 6              |  |
| <b>TOILET FACILITIES</b>                               |           |         |             |          |                |              |                     |         |           |           |           |               |           |                 |      |          |                |  |
| Flush toilet inside structure, exclusive use.....      | 1,827     | 837     | 1,766       | 1,766    | 812            | 611          | 680                 | 698     | 1,007     | 1,118     | 1,182     | 1,187         | 1,401     | 1,052           | 154  | 1,021    | 792            |  |
| Flush toilet inside structure, shared.....             | 41        | 57      | 30          | 60       | 9              | 29           | 18                  | 68      | 17        | 46        | 120       | 58            | 295       | 23              | 13   | 105      | 77             |  |
| Other toilet facilities (including privy).....         | 119       | 53      | 110         | 64       | 22             | 82           | 300                 | 78      | 168       | 8         | 94        | 3             | 5         | 7               | 4    | 5        | 1              |  |
| No toilet.....   | 8         | 8       | 8           | 11       | 1              | 3            | 3                   | 3       | 4         | 4         | 4         | 15            | 15        | ...             | 4    | 10       | 6              |  |
| Not reported.....                                      | 15        | 17      | 15          | 5        | 7              | 14           | 10                  | 4       | 8         | 15        | 19        | 16            | 15        | ...             | 4    | 10       | 6              |  |
| <b>BATHING FACILITIES</b>                              |           |         |             |          |                |              |                     |         |           |           |           |               |           |                 |      |          |                |  |
| Installed bathtub or shower, exclusive use.....        | 1,376     | 406     | 1,448       | 1,730    | 288            | 484          | 656                 | 538     | 954       | 1,108     | 1,167     | 1,140         | 1,326     | 1,038           | 150  | 745      | 777            |  |
| Installed bathtub or shower, shared.....               | 24        | 41      | 31          | 51       | 10             | 24           | 16                  | 64      | 14        | 42        | 122       | 56            | 301       | 26              | 15   | 96       | 73             |  |
| No bathtub or shower.....                              | 579       | 103     | 432         | 120      | 27             | 108          | 327                 | 239     | 222       | 18        | 106       | 59            | 83        | 50              | 28   | 329      | 27             |  |
| Not reported.....                                      | 31        | 422     | 18          | 5        | 526            | 123          | 12                  | 10      | 14        | 23        | 23        | 20            | 21        | 4               | 4    | 12       | 6              |  |
| <b>*YEAR BUILT</b>                                     |           |         |             |          |                |              |                     |         |           |           |           |               |           |                 |      |          |                |  |
| Number reporting.....                                  | 2,050     | 955     | 1,895       | 1,915    | 860            | 695          | 990                 | 830     | 1,165     | 1,200     | 1,275     | 1,265         | 1,670     | 1,105           | 210  | 1,100    | 885            |  |
| 1945 or later.....                                     | 15        | 50      | 70          | 230      | 130            | 25           | 160                 | 25      | 10        | 55        | 145       | 75            | 60        | 375             | 20   | 40       | 75             |  |
| 1940 to 1944.....                                      | ...       | 5       | 40          | 35       | 15             | 10           | 20                  | ...     | 10        | 15        | 25        | 10            | 25        | 530             | 5    | 10       | 30             |  |
| 1930 to 1939.....                                      | 50        | 50      | 105         | 165      | 65             | 5            | 180                 | 20      | 5         | 45        | 45        | 50            | 35        | 125             | 15   | 35       | 50             |  |
| 1920 to 1929.....                                      | 380       | 125     | 350         | 280      | 285            | 40           | 315                 | 40      | 95        | 285       | 155       | 150           | 170       | 10              | 15   | 225      | 45             |  |
| 1919 or earlier.....                                   | 1,605     | 725     | 1,330       | 1,205    | 365            | 615          | 315                 | 745     | 1,045     | 800       | 905       | 980           | 1,380     | 65              | 155  | 790      | 685            |  |
| <b>*ELECTRIC LIGHTING</b>                              |           |         |             |          |                |              |                     |         |           |           |           |               |           |                 |      |          |                |  |
| Number reporting.....                                  | 1,980     | 985     | 1,935       | 1,855    | 830            | 755          | 990                 | 835     | 1,170     | 1,180     | 1,405     | 1,225         | 1,740     | 1,090           | 170  | 1,210    | 840            |  |
| With electric lights.....                              | 1,955     | 970     | 1,935       | 1,850    | 825            | 745          | 980                 | 825     | 1,165     | 1,175     | 1,405     | 1,220         | 1,740     | 1,090           | 165  | 1,205    | 835            |  |
| All occupied dwelling units.....                       | 1,988     | 954     | 1,900       | 1,888    | 831            | 729          | 987                 | 841     | 1,186     | 1,174     | 1,317     | 1,241         | 1,719     | 1,085           | 191  | 1,159    | 863            |  |
| <b>*HEATING EQUIPMENT</b>                              |           |         |             |          |                |              |                     |         |           |           |           |               |           |                 |      |          |                |  |
| Number reporting heating equipment.....                | 1,940     | 940     | 1,895       | 1,885    | 820            | 705          | 980                 | 825     | 1,210     | 1,110     | 1,330     | 1,230         | 1,660     | 770             | 210  | 1,135    | 875            |  |
| Central heating, piped steam or hot water.....         | 1,240     | 450     | 895         | 985      | 425            | 280          | 195                 | 470     | 640       | 695       | 820       | 960           | 700       | 95              | 10   | 625      | 110            |  |
| Central heating, warm air furnace.....                 | 10        | 320     | 565         | 535      | 315            | 250          | 510                 | 190     | 345       | 360       | 365       | 135           | 675       | 590             | 90   | 275      | 245            |  |
| Noncentral heating, with flue.....                     | 415       | 140     | 325         | 330      | 65             | 175          | 255                 | 150     | 70        | 55        | 90        | 115           | 220       | 85              | 65   | 200      | 375            |  |
| Noncentral heating, without flue.....                  | 130       | 25      | 60          | 30       | 15             | ...          | 20                  | 15      | 95        | ...       | 55        | 20            | 30        | ...             | 45   | 35       | 145            |  |
| Not heated.....  | 145       | 5       | 50          | 5        | ...            | ...          | ...                 | ...     | 60        | ...       | ...       | ...           | 35        | ...             | ...  | ...      | ...            |  |
| <b>*HEATING FUEL</b>                                   |           |         |             |          |                |              |                     |         |           |           |           |               |           |                 |      |          |                |  |
| Number reporting heating equipment.....                | 1,940     | 940     | 1,895       | 1,885    | 820            | 705          | 980                 | 825     | 1,210     | 1,110     | 1,330     | 1,230         | 1,660     | 770             | 210  | 1,135    | 875            |  |
| Central heating.....                                   | 1,250     | 770     | 1,460       | 1,520    | 740            | 530          | 705                 | 660     | 985       | 1,055     | 1,185     | 1,095         | 1,375     | 685             | 100  | 900      | 355            |  |
| Coal.....  | 1,210     | 270     | 1,265       | 1,090    | 355            | 360          | 470                 | 585     | 825       | 710       | 940       | 955           | 90        | 95              | 700  | 45       | ...            |  |
| Wood.....  | ...       | ...     | ...         | 5        | ...            | ...          | ...                 | ...     | 45        | 85        | 15        | ...           | 400       | 595             | 5    | 195      | 305            |  |
| Utility gas.....                                       | 5         | 330     | ...         | 5        | 35             | 10           | 145                 | ...     | ...       | ...       | 5         | ...           | ...       | ...             | ...  | ...      | ...            |  |
| Bottled gas.....                                       | 20        | 5       | ...         | ...      | ...            | ...          | ...                 | 5       | ...       | ...       | ...       | ...           | ...       | ...             | ...  | ...      | ...            |  |
| Liquid fuel.....                                       | ...       | 140     | 155         | 410      | 345            | 160          | 70                  | 40      | 45        | 245       | 420       | 105           | 5         | ...             | ...  | ...      | ...            |  |
| Other fuel.....  | 5         | 15      | 40          | 10       | 5              | ...          | 15                  | ...     | 30        | 60        | 5         | 35            | 15        | 5               | ...  | ...      | 5              |  |
| Not reported.....                                      | 10        | 10      | ...         | ...      | ...            | ...          | 15                  | ...     | 10        | 10        | ...       | ...           | 15        | 5               | ...  | ...      | ...            |  |
| Noncentral heating.....                                | 545       | 165     | 385         | 360      | 80             | 175          | 275                 | 165     | 165       | 55        | 145       | 135           | 250       | 85              | 110  | 235      | 520            |  |
| Coal.....  | 535       | 75      | 350         | 190      | 50             | 100          | 130                 | 150     | 90        | 35        | 85        | 80            | 60        | 10              | 10   | 180      | 15             |  |
| Wood.....  | ...       | 10      | ...         | ...      | 5              | ...          | 20                  | ...     | ...       | ...       | ...       | ...           | ...       | ...             | 5    | ...      | ...            |  |
| Utility gas.....                                       | ...       | 10      | ...         | 5        | ...            | 15           | ...                 | 10      | ...       | ...       | ...       | ...           | 180       | 20              | 90   | 55       | 495            |  |
| Bottled gas.....                                       | 5         | ...     | ...         | ...      | ...            | 5            | ...                 | 5       | ...       | ...       | ...       | ...           | ...       | ...             | 5    | ...      | 5              |  |
| Liquid fuel.....                                       | 5         | 65      | 35          | 160      | 20             | 70           | 90                  | 10      | 40        | 15        | 45        | 55            | 10        | 45              | 5    | ...      | ...            |  |
| Electricity.....                                       | ...       | 5       | ...         | ...      | 5              | ...          | ...                 | 10      | ...       | ...       | ...       | ...           | ...       | ...             | ...  | ...      | ...            |  |
| Other fuel.....  | ...       | ...     | ...         | 5        | ...            | ...          | 20                  | ...     | 15        | 5         | 15        | ...           | ...       | 5               | ...  | ...      | 5              |  |
| Not reported.....                                      | ...       | ...     | ...         | ...      | ...            | ...          | ...                 | ...     | ...       | ...       | ...       | ...           | ...       | ...             | ...  | ...      | ...            |  |
| None.....  | 145       | 5       | 50          | 5        | ...            | ...          | ...                 | 60      | ...       | ...       | ...       | ...           | 35        | ...             | ...  | ...      | ...            |  |
| <b>*COOKING FUEL</b>                                   |           |         |             |          |                |              |                     |         |           |           |           |               |           |                 |      |          |                |  |
| Number reporting.....                                  | 1,940     | 900     | 1,890       | 1,920    | 840            | 720          | 995                 | 810     | 1,190     | 1,175     | 1,320     | 1,240         | 1,680     | 1,095           | 175  | 1,160    | 865            |  |
| Coal.....  | 1,770     | 105     | 400         | 185      | ...            | 40           | 105                 | 385     | 345       | 130       | 65        | 245           | 85        | 15              | ...  | 225      | ...            |  |
| Wood.....  | 5         | 5       | 5           | ...      | ...            | 10           | 15                  | 5       | ...       | ...       | 10        | ...           | ...       | ...             | ...  | ...      | ...            |  |
| Utility gas.....                                       | ...       | 500     | ...         | 810      | 555            | 355          | 515                 | ...     | 370       | 950       | 915       | 15            | 1,575     | 840             | 150  | 890      | 800            |  |
| Bottled gas.....                                       | 125       | 55      | 475         | 55       | 25             | 90           | 45                  | 70      | 15        | 5         | 50        | 175           | 5         | 60              | 5    | ...      | ...            |  |
| Liquid fuel.....                                       | 5         | 35      | 35          | 80       | 15             | 35           | 60                  | 50      | 95        | 25        | 25        | 30            | 5         | ...             | ...  | ...      | ...            |  |
| Electricity.....                                       | 35        | 195     | 955         | 750      | 245            | 190          | 235                 | 300     | 340       | 60        | 250       | 760           | 10        | 180             | 20   | 35       | 65             |  |
| Other fuel.....  | ...       | ...     | ...         | 20       | ...            | ...          | 20                  | ...     | 20        | 5         | 5         | 15            | ...       | ...             | ...  | ...      | ...            |  |
| None.....  | ...       | 5       | 20          | 20       | ...            | ...          | ...                 | 5       | ...       | ...       | ...       | ...           | ...       | ...             | ...  | ...      | ...            |  |
| <b>*REFRIGERATION EQUIPMENT</b>                        |           |         |             |          |                |              |                     |         |           |           |           |               |           |                 |      |          |                |  |
| Number reporting.....                                  | 1,950     | 975     | 1,900       | 1,835    | 805            | 755          | 985                 | 830     | 1,160     | 1,175     | 1,325     | 1,190         | 1,725     | 1,065           | 160  | 1,185    | 820            |  |
| Mechanical.....  | 1,505     | 855     | 1,680       | 1,715    | 775            | 700          | 885                 | 695     | 1,030     | 1,130     | 1,190     | 1,115         | 1,630     | 1,050           | 125  | 955      | 730            |  |
| Ice.....   | 295       | 110     | 160         | 70       | 20             | 45           | 50                  | 20      | 110       | 35        | 135       | 45            | 35        | 5               | ...  | 35       | 40             |  |
| Other or none.....                                     | 150       | 10      | 60          | 50       | 10             | 10           | 50                  | 115     | 20        | 10        | ...       | 30            | 60        | 10              | 35   | 195      | 50             |  |
| <b>*KITCHEN SINK</b>                                   |           |         |             |          |                |              |                     |         |           |           |           |               |           |                 |      |          |                |  |
| Number reporting.....                                  | 1,960     | 900     | 1,890       | 1,920    | 840            | 720          | 995                 | 815     | 1,195     | 1,175     | 1,325     | 1,240         | 1,690     | 1,095           | 175  | 1,165    | 865            |  |
| With kitchen sink.....                                 | 1,955     | 860     | 1,845       | 1,890    | 840            | 715          | 955                 | 800     | 1,195     | 1,165     | 1,305     | 1,215         | 1,670     | 1,080           | 170  | 1,140    | 860            |  |
| <b>*RADIO</b>  |           |         |             |          |                |              |                     |         |           |           |           |               |           |                 |      |          |                |  |
| Number reporting.....                                  | 1,965     | 915     | 1,845       | 1,875    | 820            | 735          | 1,000               | 860     | 1,190     | 1,140     | 1,285     | 1,250         | 1,695     | 1,105           | 190  | 1,115    | 850            |  |
| With radio.....  | 1,870     | 895     | 1,810       | 1,855    | 815            | 710          | 995                 | 855     | 1,175     | 1,135     | 1,280     | 1,230         | 1,685     | 1,100           | 190  | 1,095    | 845            |  |
| <b>*TELEVISION</b>                                     |           |         |             |          |                |              |                     |         |           |           |           |               |           |                 |      |          |                |  |
| Number reporting.....                                  | 1,950     | 905     | 1,845       | 1,875    | 820            | 735          | 995                 | 845     | 1,190     | 1,140     | 1,280     | 1,245         | 1,685     | 1,105           | 190  | 1,115    | 845            |  |
| With television.....                                   | 30        | 165     | 40          | 160      | 235            | 260          | 65                  | 20      | 225       | 70        | 435       | 20            | 145       | 280             | ...  | 60       | 5              |  |

Table 23.—PLUMBING FACILITIES, YEAR BUILT, AND EQUIPMENT, FOR URBAN PLACES OF 2,500 TO 10,000: 1950—Con.

[Asterisk (\*) denotes statistics based on 20-percent sample]

| Subject  | Port Carbon | Port Vue | Prospect Park | Punxsutawney | Quakertown | Rankin | Red Lion | Renovo | Reynolds-Gardale (uninc.) | Reynolds-Gardale (uninc.) | Ridgeway | Ridley Park | Roaring Spring | Rocheater | Rocky Grove (uninc.) | Royersford | St. Clair |  |
|--|-------------|----------|---------------|--------------|------------|--------|----------|--------|---------------------------|---------------------------|----------|-------------|----------------|-----------|----------------------|------------|-----------|--|
| All dwelling units.....                                | 839         | 1,304    | 1,790         | 2,851        | 1,813      | 1,731  | 1,663    | 1,115  | 866                       | 1,058                     | 1,920    | 1,545       | 860            | 2,168     | 896                  | 1,185      | 1,622     |  |
| <b>WATER SUPPLY</b>                                    |             |          |               |              |            |        |          |        |                           |                           |          |             |                |           |                      |            |           |  |
| Hot and cold piped running water inside structure..... | 730         | 1,163    | 1,742         | 2,581        | 1,641      | 1,332  | 1,480    | 1,007  | 560                       | 890                       | 1,897    | 1,532       | 729            | 2,040     | 827                  | 1,125      | 1,321     |  |
| Only cold piped running water inside structure.....    | 94          | 129      | 32            | 191          | 149        | 386    | 162      | 103    | 274                       | 136                       | 10       | ...         | 125            | 94        | 54                   | 45         | 279       |  |
| Piped running water outside structure.....             | 3           | 2        | 1             | ...          | 3          | ...    | 3        | 1      | 3                         | 1                         | ...      | ...         | ...            | 1         | 1                    | 1          | 7         |  |
| No piped running water.....                            | 3           | 8        | 10            | 26           | 13         | 7      | 8        | 2      | 25                        | 18                        | 3        | 3           | 3              | 14        | 6                    | 2          | 4         |  |
| Not reported.....                                      | 9           | 2        | 5             | 53           | 7          | 6      | 10       | 2      | 4                         | 13                        | 10       | 10          | 3              | 19        | 8                    | 12         | 11        |  |
| <b>TOILET FACILITIES</b>                               |             |          |               |              |            |        |          |        |                           |                           |          |             |                |           |                      |            |           |  |
| Flush toilet inside structure, exclusive use.....      | 697         | 1,161    | 1,735         | 2,571        | 1,665      | 1,510  | 1,482    | 1,039  | 579                       | 876                       | 1,807    | 1,528       | 781            | 1,835     | 809                  | 1,046      | 1,342     |  |
| Flush toilet inside structure, shared.....             | 31          | 104      | 29            | 127          | 108        | 175    | 62       | 30     | 66                        | 74                        | 94       | 4           | 50             | 290       | 63                   | 101        | 16        |  |
| Other toilet facilities (including privy).....         | 41          | 33       | 18            | 87           | 26         | 25     | 89       | 38     | 215                       | 94                        | 3        | 3           | 20             | 12        | 12                   | 26         | 249       |  |
| No toilet.....   | 60          | 3        | 1             | 10           | 6          | 11     | 19       | 5      | 2                         | 2                         | 4        | ...         | 6              | 10        | 3                    | ...        | 3         |  |
| Not reported.....                                      | 10          | 3        | 7             | 56           | 8          | 10     | 11       | 3      | 4                         | 12                        | 12       | 10          | 3              | 21        | 9                    | 12         | 12        |  |
| <b>BATHING FACILITIES</b>                              |             |          |               |              |            |        |          |        |                           |                           |          |             |                |           |                      |            |           |  |
| Installed bathtub or shower, exclusive use.....        | 680         | 1,039    | 1,735         | 2,423        | 1,599      | 1,197  | 1,410    | 1,018  | 499                       | 808                       | 1,792    | 1,529       | 690            | 1,707     | 764                  | 1,030      | 1,173     |  |
| Installed bathtub or shower, shared.....               | 33          | 116      | 24            | 126          | 106        | 138    | 53       | 28     | 52                        | 75                        | 91       | 3           | 47             | 317       | 65                   | 103        | 12        |  |
| No bathtub or shower.....                              | 117         | 140      | 20            | 237          | 97         | 386    | 162      | 56     | 310                       | 161                       | 22       | 3           | 119            | 115       | 55                   | 38         | 421       |  |
| Not reported.....                                      | 9           | 9        | 11            | 65           | 11         | 10     | 38       | 13     | 5                         | 14                        | 15       | 10          | 4              | 29        | 12                   | 14         | 16        |  |
| <b>*YEAR BUILT</b>                                     |             |          |               |              |            |        |          |        |                           |                           |          |             |                |           |                      |            |           |  |
| Number reporting.....                                  | 830         | 1,270    | 1,675         | 2,785        | 1,770      | 1,710  | 1,605    | 1,075  | 855                       | 1,010                     | 1,905    | 1,455       | 845            | 2,135     | 880                  | 1,180      | 1,530     |  |
| 1945 or later.....                                     | 10          | 470      | 60            | 95           | 125        | 10     | 75       | 5      | 75                        | 25                        | 50       | 150         | 30             | 10        | 20                   | 50         | 20        |  |
| 1940 to 1944.....                                      | 5           | 35       | 125           | 10           | 10         | 180    | 15       | ...    | 20                        | 10                        | 25       | 45          | 5              | 10        | 10                   | 10         | 15        |  |
| 1930 to 1939.....                                      | 40          | 325      | 85            | 60           | 100        | 45     | 75       | 15     | 55                        | 15                        | 75       | 230         | 45             | 125       | 50                   | 55         | 105       |  |
| 1920 to 1929.....                                      | 125         | 135      | 715           | 430          | 130        | 455    | 635      | 45     | 285                       | 35                        | 190      | 470         | 105            | 425       | 225                  | 125        | 260       |  |
| 1919 or earlier.....                                   | 650         | 305      | 690           | 2,190        | 1,405      | 1,020  | 805      | 1,010  | 420                       | 925                       | 1,565    | 560         | 660            | 1,565     | 575                  | 940        | 1,130     |  |
| <b>*ELECTRIC LIGHTING</b>                              |             |          |               |              |            |        |          |        |                           |                           |          |             |                |           |                      |            |           |  |
| Number reporting.....                                  | 830         | 1,310    | 1,790         | 2,780        | 1,780      | 1,725  | 1,720    | 1,115  | 840                       | 1,025                     | 1,895    | 1,565       | 870            | 2,170     | 905                  | 1,160      | 1,615     |  |
| With electric lights.....                              | 830         | 1,295    | 1,790         | 2,775        | 1,775      | 1,710  | 1,720    | 1,105  | 830                       | 1,015                     | 1,890    | 1,565       | 865            | 2,165     | 895                  | 1,150      | 1,615     |  |
| All occupied dwelling units.....                       | 825         | 1,293    | 1,772         | 2,778        | 1,788      | 1,714  | 1,650    | 1,090  | 858                       | 1,037                     | 1,902    | 1,505       | 846            | 2,128     | 887                  | 1,159      | 1,596     |  |
| <b>*HEATING EQUIPMENT</b>                              |             |          |               |              |            |        |          |        |                           |                           |          |             |                |           |                      |            |           |  |
| Number reporting heating equipment.....                | 835         | 1,260    | 1,755         | 2,760        | 1,775      | 1,635  | 1,675    | 1,135  | 885                       | 1,055                     | 1,845    | 1,425       | 840            | 2,060     | 895                  | 1,150      | 1,605     |  |
| Central heating, piped steam or hot water.....         | 425         | 225      | 1,475         | 715          | 940        | 460    | 740      | 635    | 105                       | 260                       | 455      | 1,015       | 400            | 225       | 5                    | 540        | 845       |  |
| Central heating, warm air furnace.....                 | 190         | 740      | 230           | 1,185        | 675        | 545    | 690      | 305    | 400                       | 530                       | 895      | 405         | 315            | 1,505     | 520                  | 500        | 280       |  |
| Noncentral heating, with flue.....                     | 205         | 265      | 15            | 630          | 85         | 540    | 220      | 175    | 325                       | 255                       | 455      | ...         | 110            | 225       | 330                  | 100        | 330       |  |
| Noncentral heating, without flue.....                  | 10          | 25       | 10            | 160          | 75         | 90     | 15       | 15     | 55                        | 10                        | 35       | ...         | 15             | 95        | 40                   | 5          | 85        |  |
| Not heated.....  | 5           | 5        | 25            | 70           | ...        | ...    | 10       | 5      | ...                       | ...                       | 5        | 5           | ...            | 10        | ...                  | 5          | 65        |  |
| <b>*HEATING FUEL</b>                                   |             |          |               |              |            |        |          |        |                           |                           |          |             |                |           |                      |            |           |  |
| Number reporting heating equipment.....                | 835         | 1,260    | 1,755         | 2,760        | 1,775      | 1,635  | 1,675    | 1,135  | 885                       | 1,055                     | 1,845    | 1,425       | 840            | 2,060     | 895                  | 1,150      | 1,605     |  |
| Central heating.....                                   | 615         | 965      | 1,705         | 1,900        | 1,615      | 1,005  | 1,430    | 940    | 505                       | 790                       | 1,350    | 1,420       | 715            | 1,730     | 525                  | 1,040      | 1,125     |  |
| Coal.....  | 615         | 425      | 530           | 1,330        | 950        | 810    | 880      | 580    | 445                       | 655                       | 730      | 300         | 650            | 1,395     | 335                  | 635        | 1,105     |  |
| Wood.....  | ...         | ...      | ...           | 5            | ...        | ...    | ...      | 5      | ...                       | ...                       | ...      | ...         | 5              | ...       | ...                  | ...        | ...       |  |
| Utility gas.....                                       | ...         | 525      | 155           | 540          | 60         | 185    | 15       | 50     | 55                        | 135                       | 600      | 110         | ...            | 320       | 190                  | ...        | ...       |  |
| Bottled gas.....                                       | ...         | 5        | ...           | 5            | ...        | ...    | ...      | ...    | ...                       | ...                       | ...      | ...         | ...            | ...       | ...                  | ...        | ...       |  |
| Liquid fuel.....                                       | ...         | 5        | 915           | ...          | 585        | 5      | 510      | ...    | ...                       | ...                       | 5        | 985         | 35             | ...       | ...                  | 365        | ...       |  |
| Other fuel.....  | ...         | 5        | 100           | ...          | 15         | 5      | 10       | 275    | ...                       | ...                       | 10       | 25          | 25             | ...       | ...                  | 10         | 5         |  |
| Not reported.....                                      | ...         | ...      | 5             | 20           | 5          | ...    | ...      | 30     | ...                       | ...                       | ...      | ...         | ...            | ...       | 15                   | ...        | ...       |  |
| Noncentral heating.....                                | 215         | 290      | 25            | 790          | 160        | 630    | 235      | 190    | 380                       | 265                       | 490      | ...         | 125            | 320       | 370                  | 105        | 415       |  |
| Coal.....  | 215         | 45       | 10            | 445          | 115        | 310    | 110      | 150    | 240                       | 195                       | 115      | ...         | 110            | 110       | 155                  | 60         | 410       |  |
| Wood.....  | ...         | ...      | ...           | ...          | ...        | ...    | ...      | 5      | ...                       | ...                       | ...      | ...         | ...            | ...       | ...                  | ...        | ...       |  |
| Utility gas.....                                       | ...         | 240      | 5             | 330          | 5          | 305    | 15       | ...    | 125                       | 60                        | 360      | ...         | ...            | 210       | 215                  | ...        | ...       |  |
| Bottled gas.....                                       | ...         | 5        | ...           | ...          | ...        | ...    | ...      | 5      | ...                       | ...                       | ...      | ...         | ...            | ...       | ...                  | ...        | ...       |  |
| Liquid fuel.....                                       | ...         | ...      | 5             | 15           | 40         | ...    | 105      | 20     | 10                        | 10                        | ...      | ...         | 10             | ...       | ...                  | 40         | ...       |  |
| Electricity.....                                       | ...         | ...      | ...           | ...          | ...        | 5      | ...      | ...    | ...                       | ...                       | 15       | ...         | ...            | ...       | ...                  | ...        | ...       |  |
| Other fuel.....  | ...         | ...      | 5             | ...          | ...        | 10     | 5        | 10     | ...                       | ...                       | ...      | ...         | 5              | ...       | ...                  | ...        | 5         |  |
| Not reported.....                                      | ...         | ...      | ...           | ...          | ...        | ...    | ...      | ...    | ...                       | ...                       | ...      | ...         | ...            | ...       | ...                  | ...        | ...       |  |
| Not heated.....  | 5           | 5        | 25            | 70           | ...        | ...    | 10       | 5      | ...                       | ...                       | 5        | 5           | ...            | 10        | ...                  | 5          | 65        |  |
| <b>*COOKING FUEL</b>                                   |             |          |               |              |            |        |          |        |                           |                           |          |             |                |           |                      |            |           |  |
| Number reporting.....                                  | 805         | 1,255    | 1,740         | 2,770        | 1,815      | 1,710  | 1,600    | 1,040  | 815                       | 1,015                     | 1,880    | 1,480       | 850            | 2,040     | 865                  | 1,120      | 1,580     |  |
| Coal.....  | 345         | 35       | 35            | 250          | 155        | 190    | 135      | 145    | 210                       | 30                        | 10       | 5           | 130            | 25        | 10                   | 75         | 1,240     |  |
| Wood.....  | ...         | ...      | ...           | 5            | 5          | ...    | 10       | 15     | ...                       | ...                       | ...      | ...         | ...            | 5         | ...                  | ...        | ...       |  |
| Utility gas.....                                       | 345         | 1,185    | 1,305         | 2,370        | 1,045      | 1,510  | 605      | 430    | 515                       | 960                       | 1,620    | 1,110       | 40             | 1,920     | 830                  | 610        | 5         |  |
| Bottled gas.....                                       | 15          | 10       | 10            | 5            | 25         | 5      | 15       | 25     | 5                         | 5                         | 20       | 60          | 10             | ...       | ...                  | 30         | 260       |  |
| Liquid fuel.....                                       | 5           | ...      | 15            | 5            | 25         | 5      | 115      | 25     | 5                         | ...                       | 5        | 35          | 100            | 5         | ...                  | 30         | ...       |  |
| Electricity.....                                       | 95          | 25       | 355           | 130          | 550        | ...    | 710      | 375    | 80                        | 20                        | 240      | 310         | 480            | 70        | 25                   | 370        | 75        |  |
| Other fuel.....  | ...         | ...      | 20            | 5            | 5          | ...    | 10       | 25     | ...                       | ...                       | ...      | ...         | 40             | ...       | ...                  | ...        | ...       |  |
| None.....  | ...         | ...      | ...           | ...          | 5          | ...    | ...      | ...    | ...                       | ...                       | ...      | ...         | ...            | 5         | ...                  | ...        | ...       |  |
| <b>*REFRIGERATION EQUIPMENT</b>                        |             |          |               |              |            |        |          |        |                           |                           |          |             |                |           |                      |            |           |  |
| Number reporting.....                                  | 825         | 1,275    | 1,785         | 2,700        | 1,755      | 1,715  | 1,705    | 1,075  | 830                       | 1,005                     | 1,870    | 1,520       | 855            | 2,130     | 910                  | 1,135      | 1,605     |  |
| Mechanical.....  | 665         | 1,225    | 1,755         | 2,470        | 1,625      | 1,460  | 1,655    | 930    | 710                       | 840                       | 1,755    | 1,505       | 775            | 1,970     | 775                  | 1,085      | 1,260     |  |
| Ice.....   | 155         | 30       | 30            | 40           | 105        | 180    | 20       | 140    | 15                        | 45                        | 55       | 10          | 40             | 90        | 65                   | 30         | 285       |  |
| Other or none.....                                     | 5           | 20       | ...           | 190          | 25         | 75     | 30       | 5      | 105                       | 120                       | 60       | 5           | 40             | 70        | 70                   | 20         | 60        |  |
| <b>*KITCHEN SINK</b>                                   |             |          |               |              |            |        |          |        |                           |                           |          |             |                |           |                      |            |           |  |
| Number reporting.....                                  | 805         | 1,260    | 1,735         | 2,770        | 1,815      | 1,720  | 1,590    | 1,050  | 825                       | 1,025                     | 1,885    | 1,485       | 850            | 2,065     | 865                  | 1,140      | 1,585     |  |
| With kitchen sink.....                                 | 800         | 1,240    | 1,735         | 2,735        | 1,785      | 1,700  | 1,570    | 1,040  | 785                       | 1,015                     | 1,885    | 1,485       | 830            | 2,025     | 860                  | 1,135      | 1,565     |  |
| <b>*RADIO</b>  |             |          |               |              |            |        |          |        |                           |                           |          |             |                |           |                      |            |           |  |
| Number reporting.....                                  | 820         | 1,300    | 1,790         | 2,690        | 1,795      | 1,695  | 1,590    | 1,060  | 850                       | 1,045                     | 1,915    | 1,520       | 835            | 2,180     | 885                  | 1,170      | 1,580     |  |
| With radio.....  | 800         | 1,285    | 1,785         | 2,620        | 1,780      | 1,630  | 1,575    | 1,025  | 795                       | 1,020                     | 1,890    | 1,520       | 835            | 2,150     | 860                  | 1,165      | 1,545     |  |
| <b>*TELEVISION</b>                                     |             |          |               |              |            |        |          |        |                           |                           |          |             |                |           |                      |            |           |  |
| Number reporting.....                                  | 820         | 1,300    | 1,790         | 2,675        | 1,795      | 1,695  | 1,575    | 1,060  | 850                       | 1,045                     | 1,910    | 1,520       | 835            | 2,165     | 885                  | 1,155      | 1,570     |  |
| With television.....                                   | 15          | 285      | 755           | 45           | 480        | 150    | 325      | 5      | 30                        | 5                         | 910      | 500         | ...            | 230       | 40                   | 365        | 60        |  |

Table 23.—PLUMBING FACILITIES, YEAR BUILT, AND EQUIPMENT, FOR URBAN PLACES OF 2,500 TO 10,000: 1950—Con.

[Asterisk (\*) denotes statistics based on 20-percent sample]

| Subject  | St. Marys | Sayre | Schuylkill Haven | Scott-dala | Sel-ings-grove | Sewick-Ley | Sharon Hill | Sharps-burg | Sharps-ville | Shil-ling-ton | Ship-pens-burg | Sint-ling-ton | Som-erset | Sou-der-ton | South Con-nells-ville | South Fork | South Greens-burg |
|--|-----------|-------|------------------|------------|----------------|------------|-------------|-------------|--------------|---------------|----------------|---------------|-----------|-------------|-----------------------|------------|-------------------|
| All dwelling units.....                                | 2,120     | 2,301 | 2,055            | 1,960      | 1,068          | 1,780      | 1,533       | 1,942       | 1,571        | 1,632         | 1,898          | 1,290         | 1,951     | 1,371       | 744                   | 777        | 854               |
| <b>WATER SUPPLY</b>                                    |           |       |                  |            |                |            |             |             |              |               |                |               |           |             |                       |            |                   |
| Hot and cold piped running water inside structure..... | 2,077     | 2,147 | 1,956            | 1,711      | 972            | 1,722      | 1,524       | 1,660       | 1,469        | 1,600         | 1,606          | 1,039         | 1,798     | 1,310       | 488                   | 581        | 761               |
| Only cold piped running water inside structure.....    | 26        | 134   | 67               | 234        | 73             | 31         | ...         | 270         | 89           | 28            | 258            | 228           | 91        | 46          | 208                   | 176        | 79                |
| Piped running water outside structure.....             | ...       | 1     | 7                | 2          | 1              | 1          | ...         | ...         | ...          | ...           | 12             | 2             | 5         | ...         | ...                   | ...        | 1                 |
| No piped running water.....                            | 8         | 4     | 13               | 10         | 9              | 5          | ...         | 2           | 7            | ...           | 13             | 19            | 26        | 7           | 45                    | 11         | 7                 |
| Not reported.....                                      | 9         | 15    | 12               | 3          | 13             | 21         | 9           | 10          | 6            | 4             | 9              | 2             | 31        | 8           | 3                     | 9          | 6                 |
| <b>TOILET FACILITIES</b>                               |           |       |                  |            |                |            |             |             |              |               |                |               |           |             |                       |            |                   |
| Flush toilet inside structure, exclusive use.....      | 1,872     | 2,113 | 1,876            | 1,611      | 988            | 1,585      | 1,514       | 1,576       | 1,397        | 1,577         | 1,580          | 1,072         | 1,704     | 1,290       | 516                   | 708        | 695               |
| Flush toilet inside structure, shared.....             | 211       | 70    | 27               | 214        | 16             | 151        | 6           | 302         | 120          | 17            | 89             | 37            | 138       | 58          | 65                    | 34         | 110               |
| Other toilet facilities (including privy).....         | 17        | 93    | 135              | 128        | 44             | 4          | ...         | 49          | 39           | 33            | 213            | 178           | 44        | 10          | 151                   | 22         | 33                |
| No toilet.....   | 8         | 2     | 5                | 4          | 6              | 17         | ...         | 3           | 8            | ...           | 6              | 1             | 25        | 5           | 8                     | 4          | 5                 |
| Not reported.....                                      | 12        | 23    | 12               | 3          | 14             | 23         | 13          | 12          | 7            | 5             | 10             | 2             | 40        | 8           | 4                     | 9          | 11                |
| <b>BATHING FACILITIES</b>                              |           |       |                  |            |                |            |             |             |              |               |                |               |           |             |                       |            |                   |
| Installed bathtub or shower, exclusive use.....        | 1,843     | 2,041 | 1,872            | 1,484      | 923            | 1,563      | 1,501       | 1,161       | 1,325        | 1,573         | 1,541          | 962           | 1,627     | 1,274       | 433                   | 441        | 629               |
| Installed bathtub or shower, shared.....               | 210       | 80    | 27               | 218        | 16             | 145        | 7           | 322         | 121          | 18            | 95             | 37            | 147       | 62          | 50                    | 30         | 102               |
| No bathtub or shower.....                              | 51        | 152   | 143              | 252        | 110            | 50         | 1           | 441         | 118          | 35            | 250            | 289           | 124       | 25          | 298                   | 292        | 117               |
| Not reported.....                                      | 16        | 28    | 13               | 6          | 19             | 22         | 24          | 18          | 7            | 6             | 12             | 2             | 53        | 10          | 3                     | 14         | 6                 |
| <b>*YEAR BUILT</b>                                     |           |       |                  |            |                |            |             |             |              |               |                |               |           |             |                       |            |                   |
| Number reporting.....                                  | 1,955     | 2,265 | 2,055            | 1,970      | 1,065          | 1,725      | 1,420       | 1,935       | 1,540        | 1,535         | 1,855          | 1,280         | 1,890     | 1,340       | 725                   | 755        | 820               |
| 1945 or later.....                                     | 140       | 50    | 105              | 40         | 115            | 45         | 200         | 5           | 165          | 125           | 100            | 30            | 205       | 135         | 70                    | ...        | 75                |
| 1940 to 1944.....                                      | 95        | 10    | 30               | 10         | 15             | 135        | 20          | 5           | 70           | 35            | 25             | 20            | 30        | 50          | 10                    | 5          | 10                |
| 1930 to 1939.....                                      | 380       | 40    | 100              | 55         | 95             | 50         | 205         | 5           | 55           | 165           | 75             | 15            | 195       | 115         | 50                    | ...        | 30                |
| 1920 to 1929.....                                      | 120       | 255   | 285              | 245        | 285            | 215        | 365         | 185         | 240          | 590           | 155            | 20            | 405       | 205         | 90                    | 75         | 120               |
| 1919 or earlier.....                                   | 1,120     | 1,910 | 1,535            | 1,620      | 555            | 1,280      | 630         | 1,735       | 1,010        | 620           | 1,500          | 1,195         | 1,055     | 835         | 505                   | 675        | 585               |
| <b>*ELECTRIC LIGHTING</b>                              |           |       |                  |            |                |            |             |             |              |               |                |               |           |             |                       |            |                   |
| Number reporting.....                                  | 2,110     | 2,300 | 2,090            | 1,970      | 1,085          | 1,775      | 1,455       | 1,905       | 1,555        | 1,590         | 1,885          | 1,285         | 1,895     | 1,390       | 750                   | 785        | 855               |
| With electric lights.....                              | 2,110     | 2,295 | 2,090            | 1,970      | 1,080          | 1,755      | 1,455       | 1,895       | 1,555        | 1,590         | 1,880          | 1,270         | 1,885     | 1,385       | 735                   | 780        | 855               |
| All occupied dwelling units.....                       | 2,098     | 2,252 | 2,024            | 1,907      | 1,042          | 1,736      | 1,510       | 1,922       | 1,552        | 1,612         | 1,849          | 1,266         | 1,896     | 1,361       | 730                   | 764        | 836               |
| <b>*HEATING EQUIPMENT</b>                              |           |       |                  |            |                |            |             |             |              |               |                |               |           |             |                       |            |                   |
| Number reporting heating equipment.....                | 2,045     | 2,190 | 2,020            | 1,925      | 1,040          | 1,650      | 1,455       | 1,875       | 1,540        | 1,585         | 1,885          | 1,310         | 1,875     | 1,340       | 740                   | 775        | 885               |
| Central heating, piped steam or hot water.....         | 740       | 765   | 1,225            | 460        | 355            | 435        | 1,085       | 390         | 60           | 1,140         | 1,030          | 560           | 1,110     | 830         | 105                   | 335        | 190               |
| Central heating, warm air furnace.....                 | 960       | 1,145 | 615              | 1,160      | 430            | 905        | 355         | 855         | 1,125        | 400           | 490            | 325           | 685       | 445         | 335                   | 110        | 610               |
| Noncentral heating, with flue.....                     | 220       | 195   | 165              | 245        | 145            | 250        | ...         | 525         | 290          | 25            | 335            | 410           | 60        | 20          | 280                   | 190        | 70                |
| Noncentral heating, without flue.....                  | 115       | 85    | 15               | 60         | 105            | 60         | 10          | 100         | 65           | 20            | 30             | 15            | 20        | 35          | 20                    | 30         | 10                |
| Not heated.....  | 10        | ...   | ...              | ...        | 5              | ...        | 5           | 5           | ...          | ...           | ...            | ...           | ...       | 10          | ...                   | 110        | 5                 |
| <b>*HEATING FUEL</b>                                   |           |       |                  |            |                |            |             |             |              |               |                |               |           |             |                       |            |                   |
| Number reporting heating equipment.....                | 2,045     | 2,190 | 2,020            | 1,925      | 1,040          | 1,650      | 1,455       | 1,875       | 1,540        | 1,585         | 1,885          | 1,310         | 1,875     | 1,340       | 740                   | 775        | 885               |
| Central heating.....                                   | 1,700     | 1,910 | 1,840            | 1,620      | 785            | 1,340      | 1,440       | 1,245       | 1,185        | 1,540         | 1,520          | 885           | 1,795     | 1,275       | 440                   | 445        | 800               |
| Coal.....  | 1,340     | 1,545 | 1,755            | 1,445      | 690            | 655        | 485         | 670         | 960          | 845           | 1,095          | 805           | 1,150     | 760         | 400                   | 345        | 655               |
| Wood.....  | ...       | 5     | ...              | ...        | ...            | 5          | ...         | 5           | ...          | ...           | ...            | ...           | 5         | ...         | ...                   | ...        | ...               |
| Utility gas.....                                       | 340       | 5     | ...              | 160        | 15             | 660        | 365         | 555         | 205          | 160           | 5              | ...           | 430       | 15          | 30                    | 20         | 125               |
| Bottled gas.....                                       | 5         | ...   | ...              | ...        | 5              | 5          | 25          | 15          | ...          | 20            | 5              | ...           | 20        | ...         | ...                   | ...        | ...               |
| Liquid fuel.....                                       | 10        | 335   | 65               | 5          | 40             | 5          | 525         | ...         | 20           | 510           | 405            | 80            | 20        | 470         | 10                    | 5          | 5                 |
| Other fuel.....  | ...       | 15    | 20               | 10         | 25             | 10         | 25          | ...         | ...          | 15            | 10             | ...           | 150       | 30          | ...                   | 45         | 10                |
| Not reported.....                                      | 5         | 5     | ...              | ...        | 10             | ...        | 15          | ...         | ...          | ...           | ...            | ...           | 20        | ...         | ...                   | ...        | 5                 |
| Noncentral heating.....                                | 335       | 280   | 180              | 305        | 250            | 310        | 10          | 625         | 355          | 45            | 365            | 425           | 80        | 55          | 300                   | 220        | 80                |
| Coal.....  | 135       | 195   | 155              | 135        | 200            | 45         | 5           | 165         | 120          | 30            | 190            | 370           | 35        | 30          | 250                   | 220        | 50                |
| Wood.....  | ...       | 10    | ...              | ...        | ...            | ...        | ...         | ...         | ...          | ...           | 25             | ...           | ...       | ...         | ...                   | ...        | ...               |
| Utility gas.....                                       | 200       | ...   | ...              | 130        | ...            | 250        | ...         | 445         | 195          | ...           | 5              | 5             | 20        | ...         | 50                    | ...        | 25                |
| Bottled gas.....                                       | ...       | ...   | ...              | ...        | ...            | 5          | ...         | 15          | ...          | ...           | ...            | 5             | ...       | ...         | ...                   | ...        | ...               |
| Liquid fuel.....                                       | ...       | 65    | 15               | 30         | 45             | ...        | ...         | 25          | 15           | 145           | 45             | 25            | 25        | ...         | ...                   | ...        | 5                 |
| Electricity.....                                       | ...       | ...   | ...              | ...        | ...            | ...        | 5           | ...         | 15           | ...           | ...            | ...           | ...       | ...         | ...                   | ...        | ...               |
| Other fuel.....  | ...       | 5     | 10               | 10         | 5              | 10         | ...         | ...         | ...          | ...           | ...            | ...           | ...       | ...         | ...                   | ...        | ...               |
| Not reported.....                                      | ...       | 5     | ...              | ...        | ...            | ...        | ...         | ...         | ...          | ...           | ...            | ...           | ...       | ...         | ...                   | ...        | ...               |
| Not heated.....  | 10        | ...   | ...              | ...        | 5              | ...        | 5           | 5           | ...          | ...           | ...            | ...           | ...       | 10          | ...                   | 110        | 5                 |
| <b>*COOKING FUEL</b>                                   |           |       |                  |            |                |            |             |             |              |               |                |               |           |             |                       |            |                   |
| Number reporting.....                                  | 2,095     | 2,200 | 1,990            | 1,900      | 975            | 1,700      | 1,535       | 1,915       | 1,575        | 1,650         | 1,805          | 1,245         | 1,865     | 1,345       | 710                   | 715        | 810               |
| Coal.....  | 35        | 215   | 635              | 70         | 290            | 25         | 80          | 105         | 15           | 120           | 155            | 395           | 270       | 130         | 85                    | 350        | 40                |
| Wood.....  | 5         | 70    | 5                | ...        | 5              | ...        | ...         | ...         | ...          | ...           | 55             | 5             | ...       | ...         | ...                   | ...        | ...               |
| Utility gas.....                                       | 1,740     | 1,190 | 730              | 1,570      | 295            | 1,620      | 1,225       | 1,775       | 1,375        | 1,100         | 835            | 385           | 1,000     | 455         | 525                   | 5          | 625               |
| Bottled gas.....                                       | 20        | 105   | 45               | 10         | 60             | ...        | 5           | 35          | ...          | 10            | 50             | 120           | 70        | 60          | 5                     | 135        | 10                |
| Liquid fuel.....                                       | ...       | 35    | 5                | 5          | 20             | ...        | 10          | ...         | 5            | 30            | 230            | 15            | 80        | 65          | 5                     | 35         | ...               |
| Electricity.....                                       | 290       | 570   | 570              | 245        | 280            | 45         | 210         | ...         | 165          | 390           | 460            | 320           | 420       | 605         | 85                    | 160        | 135               |
| Other fuel.....  | ...       | 15    | ...              | ...        | 20             | ...        | 5           | ...         | 5            | ...           | ...            | ...           | 20        | 25          | 5                     | 25         | ...               |
| None.....  | 5         | ...   | ...              | ...        | 5              | 10         | ...         | ...         | 10           | ...           | 20             | 5             | 5         | ...         | ...                   | 5          | ...               |
| <b>*REFRIGERATION EQUIPMENT</b>                        |           |       |                  |            |                |            |             |             |              |               |                |               |           |             |                       |            |                   |
| Number reporting.....                                  | 2,080     | 2,260 | 2,045            | 1,875      | 1,050          | 1,710      | 1,430       | 1,890       | 1,535        | 1,565         | 1,865          | 1,275         | 1,785     | 1,375       | 740                   | 765        | 850               |
| Mechanical.....  | 1,980     | 2,010 | 1,740            | 1,715      | 970            | 1,615      | 1,420       | 1,710       | 1,465        | 1,510         | 1,595          | 1,135         | 1,635     | 1,285       | 650                   | 605        | 820               |
| Ice.....   | 35        | 160   | 280              | 90         | 60             | 35         | 10          | 110         | 25           | 45            | 205            | 90            | 20        | 55          | 40                    | 15         | 10                |
| Other or none.....                                     | 65        | 90    | 25               | 70         | 20             | 60         | ...         | 70          | 45           | 10            | 65             | 50            | 130       | 35          | 50                    | 145        | 20                |
| <b>*KITCHEN SINK</b>                                   |           |       |                  |            |                |            |             |             |              |               |                |               |           |             |                       |            |                   |
| Number reporting.....                                  | 2,095     | 2,215 | 1,985            | 1,900      | 985            | 1,715      | 1,530       | 1,915       | 1,575        | 1,650         | 1,750          | 1,245         | 1,855     | 1,345       | 715                   | 720        | 805               |
| With kitchen sink.....                                 | 2,080     | 2,195 | 1,950            | 1,855      | 985            | 1,680      | 1,530       | 1,910       | 1,560        | 1,650         | 1,745          | 1,215         | 1,830     | 1,340       | 685                   | 700        | 775               |
| <b>*RADIO</b>  |           |       |                  |            |                |            |             |             |              |               |                |               |           |             |                       |            |                   |
| Number reporting.....                                  | 2,125     | 2,245 | 1,980            | 1,875      | 1,035          | 1,740      | 1,490       | 1,920       | 1,560        | 1,630         | 1,835          | 1,230         | 1,890     | 1,345       | 725                   | 775        | 810               |
| With radio.....  | 2,100     | 2,225 | 1,955            | 1,855      | 1,030          | 1,735      | 1,485       | 1,885       | 1,545        | 1,630         | 1,800          | 1,225         | 1,865     | 1,295       | 695                   | 745        | 800               |
| <b>*TELEVISION</b>                                     |           |       |                  |            |                |            |             |             |              |               |                |               |           |             |                       |            |                   |
| Number reporting.....                                  | 2,115     | 2,250 | 1,980            | 1,875      | 1,030          | 1,740      | 1,495       | 1,910       | 1,560        | 1,620         | 1,850          | 1,235         | 1,885     | 1,345       | 715                   | 775        | 810               |
| With television.....                                   | 5         | 15    | 95               | 160        | 5              | 175        | 640         | 285         | 50           | 360           | 10             | 80            | 130       | 485         | 40                    | 20         | 85                |

Table 23.—PLUMBING FACILITIES, YEAR BUILT, AND EQUIPMENT, FOR URBAN PLACES OF 2,500 TO 10,000: 1950—Con.

[Asterisk (\*) denotes statistics based on 20-percent sample]

| Subject  | South<br>Uniontown<br>(uninc.) | Southwest<br>Greens-<br>burg | South<br>Williams-<br>port | Spang-<br>ler | Spring<br>City | Spring-<br>dale | Stowe<br>(uninc.) | Strabane<br>(uninc.) | Strouds-<br>burg | Summit<br>Hill | Susque-<br>hanna<br>Depot | Swarth-<br>more | Swoy-<br>ers-<br>ville | Taren-<br>tum | Tay-<br>lor | Throop | Titus-<br>ville |
|--|--------------------------------|------------------------------|----------------------------|---------------|----------------|-----------------|-------------------|----------------------|------------------|----------------|---------------------------|-----------------|------------------------|---------------|-------------|--------|-----------------|
| All dwelling units.....                                | 944                            | 979                          | 1,946                      | 775           | 955            | 1,384           | 676               | 1,015                | 2,117            | 1,319          | 753                       | 1,264           | 1,992                  | 2,909         | 2,038       | 1,580  | 2,949           |
| <b>WATER SUPPLY</b>                                    |                                |                              |                            |               |                |                 |                   |                      |                  |                |                           |                 |                        |               |             |        |                 |
| Hot and cold piped running water inside structure..... | 742                            | 963                          | 1,783                      | 510           | 865            | 1,304           | 560               | 855                  | 1,938            | 1,286          | 687                       | 1,235           | 1,541                  | 2,592         | 1,411       | 1,089  | 2,745           |
| Only cold piped running water inside structure.....    | 189                            | 12                           | 115                        | 241           | 76             | 69              | 84                | 142                  | 124              | 18             | 56                        | 14              | 441                    | 295           | 612         | 480    | 110             |
| Piped running water outside structure.....             | 1                              | ...                          | 2                          | 1             | 3              | ...             | 2                 | 1                    | 9                | ...            | ...                       | ...             | 4                      | 1             | 1           | 1      | 33              |
| No piped running water.....                            | 2                              | 1                            | 25                         | 20            | 6              | 2               | 26                | 13                   | 26               | 11             | 6                         | 1               | 2                      | 9             | 2           | 6      | 5               |
| Not reported.....                                      | 10                             | 3                            | 21                         | 3             | 5              | 9               | 4                 | 4                    | 20               | 4              | 4                         | 14              | 4                      | 12            | 12          | 4      | 56              |
| <b>TOILET FACILITIES</b>                               |                                |                              |                            |               |                |                 |                   |                      |                  |                |                           |                 |                        |               |             |        |                 |
| Flush toilet inside structure, exclusive use.....      | 708                            | 888                          | 1,797                      | 572           | 852            | 1,225           | 513               | 842                  | 1,974            | 1,219          | 693                       | 1,240           | 1,328                  | 2,421         | 1,767       | 1,292  | 2,620           |
| Flush toilet inside structure, shared.....             | 49                             | 83                           | 41                         | 68            | 62             | 132             | 12                | 68                   | 48               | 27             | 39                        | 3               | 52                     | 438           | 16          | 29     | 189             |
| Other toilet facilities (including privy).....         | 179                            | 2                            | 74                         | 130           | 27             | 7               | 143               | 94                   | 65               | 65             | 12                        | 6               | 593                    | 32            | 229         | 248    | 65              |
| No toilet.....   | ...                            | 2                            | 10                         | 2             | 9              | 11              | 4                 | 6                    | 9                | 3              | 5                         | 1               | 16                     | 5             | 13          | 6      | 13              |
| Not reported.....                                      | 8                              | 4                            | 24                         | 3             | 5              | 9               | 4                 | 5                    | 21               | 5              | 4                         | 14              | 3                      | 13            | 13          | 5      | 62              |
| <b>BATHING FACILITIES</b>                              |                                |                              |                            |               |                |                 |                   |                      |                  |                |                           |                 |                        |               |             |        |                 |
| Installed bathtub or shower, exclusive use.....        | 683                            | 867                          | 1,715                      | 471           | 572            | 1,172           | 496               | 794                  | 1,903            | 1,127          | 656                       | 1,224           | 1,224                  | 2,131         | 1,233       | 962    | 2,497           |
| Installed bathtub or shower, shared.....               | 46                             | 92                           | 48                         | 46            | 60             | 126             | 13                | 60                   | 49               | 28             | 37                        | 3               | 54                     | 452           | 12          | 27     | 206             |
| No bathtub or shower.....                              | 207                            | 12                           | 161                        | 244           | 62             | 76              | 161               | 155                  | 144              | 157            | 55                        | 17              | 701                    | 309           | 775         | 585    | 164             |
| Not reported.....                                      | 8                              | 8                            | 22                         | 14            | 261            | 10              | 6                 | 6                    | 21               | 7              | 5                         | 20              | 13                     | 17            | 17          | 6      | 82              |
| <b>*YEAR BUILT</b>                                     |                                |                              |                            |               |                |                 |                   |                      |                  |                |                           |                 |                        |               |             |        |                 |
| Number reporting.....                                  | 935                            | 990                          | 1,925                      | 710           | 970            | 1,375           | 690               | 920                  | 2,010            | 1,310          | 775                       | 1,195           | 2,000                  | 2,860         | 1,960       | 1,580  | 2,815           |
| 1945 or later.....                                     | 55                             | 85                           | 135                        | 60            | 20             | 135             | 90                | 55                   | 110              | 15             | ...                       | 65              | 85                     | 40            | 15          | ...    | 15              |
| 1940 to 1944.....                                      | 240                            | 20                           | 30                         | 15            | 5              | 30              | 20                | 335                  | 15               | 5              | ...                       | 60              | 45                     | 25            | 10          | 15     | 200             |
| 1930 to 1939.....                                      | 80                             | 35                           | 145                        | 30            | 25             | 125             | 60                | 95                   | 230              | 15             | 5                         | 165             | 165                    | 90            | 45          | 70     | 35              |
| 1920 to 1929.....                                      | 315                            | 150                          | 470                        | 165           | 65             | 460             | 165               | 150                  | 245              | 200            | 20                        | 315             | 665                    | 415           | 370         | 440    | 170             |
| 1919 or earlier.....                                   | 245                            | 700                          | 1,145                      | 440           | 855            | 625             | 355               | 285                  | 1,410            | 1,075          | 750                       | 590             | 1,040                  | 2,290         | 1,520       | 1,055  | 2,395           |
| <b>*ELECTRIC LIGHTING</b>                              |                                |                              |                            |               |                |                 |                   |                      |                  |                |                           |                 |                        |               |             |        |                 |
| Number reporting.....                                  | 930                            | 985                          | 1,890                      | 775           | 925            | 1,395           | 655               | 1,015                | 2,100            | 1,325          | 795                       | 1,215           | 1,940                  | 2,920         | 2,075       | 1,565  | 2,825           |
| With electric lights.....                              | 925                            | 985                          | 1,885                      | 770           | 925            | 1,385           | 655               | 1,015                | 2,085            | 1,315          | 785                       | 1,215           | 1,935                  | 2,910         | 2,055       | 1,560  | 2,855           |
| <b>All occupied dwelling units.....</b>                |                                |                              |                            |               |                |                 |                   |                      |                  |                |                           |                 |                        |               |             |        |                 |
| 924  | 964                            | 1,911                        | 762                        | 941           | 1,365          | 664             | 991               | 2,050                | 1,300            | 702            | 1,236                     | 1,985           | 2,867                  | 2,001         | 1,564       | 2,830  |                 |
| <b>*HEATING EQUIPMENT</b>                              |                                |                              |                            |               |                |                 |                   |                      |                  |                |                           |                 |                        |               |             |        |                 |
| Number reporting heating equipment.....                | 900                            | 970                          | 1,890                      | 785           | 955            | 1,315           | 645               | 1,010                | 2,000            | 1,275          | 635                       | 1,170           | 2,000                  | 2,770         | 1,955       | 1,515  | 2,830           |
| Central heating, piped steam or hot water.....         | 295                            | 255                          | 595                        | 400           | 505            | 185             | 345               | 125                  | 1,100            | 970            | 195                       | 835             | 1,225                  | 230           | 975         | 825    | 125             |
| Central heating, warm air furnace.....                 | 425                            | 690                          | 1,045                      | 135           | 335            | 905             | 185               | 615                  | 675              | 45             | 185                       | 325             | 190                    | 1,835         | 130         | 75     | 635             |
| Noncentral heating, with flue.....                     | 155                            | 20                           | 215                        | 235           | 100            | 180             | 80                | 265                  | 200              | 145            | 230                       | 10              | 395                    | 600           | 645         | 540    | 1,445           |
| Noncentral heating, without flue.....                  | 25                             | 5                            | 30                         | 15            | 5              | 45              | 30                | 5                    | 25               | 65             | 25                        | ...             | 130                    | 100           | 50          | 65     | 625             |
| Not heated.....  | ...                            | ...                          | 5                          | ...           | 10             | ...             | 5                 | ...                  | ...              | 50             | ...                       | ...             | 60                     | 5             | 155         | 10     | ...             |
| <b>*HEATING FUEL</b>                                   |                                |                              |                            |               |                |                 |                   |                      |                  |                |                           |                 |                        |               |             |        |                 |
| Number reporting heating equipment.....                | 900                            | 970                          | 1,890                      | 785           | 955            | 1,315           | 645               | 1,010                | 2,000            | 1,275          | 635                       | 1,170           | 2,000                  | 2,770         | 1,955       | 1,515  | 2,830           |
| Central heating.....                                   | 720                            | 945                          | 1,640                      | 535           | 840            | 1,090           | 530               | 740                  | 1,775            | 1,015          | 380                       | 1,160           | 1,415                  | 2,065         | 1,105       | 900    | 760             |
| Coal.....  | 595                            | 550                          | 1,400                      | 515           | 525            | 875             | 370               | 670                  | 1,225            | 1,010          | 290                       | 230             | 1,365                  | 1,705         | 1,030       | 860    | 105             |
| Wood.....  | ...                            | ...                          | 5                          | ...           | ...            | ...             | ...               | ...                  | 10               | ...            | 5                         | ...             | 20                     | ...           | ...         | ...    | ...             |
| Utility gas.....                                       | 110                            | 365                          | 35                         | 5             | ...            | 210             | 5                 | 70                   | ...              | ...            | ...                       | 145             | 5                      | 350           | 5           | ...    | 655             |
| Bottled gas.....                                       | 5                              | ...                          | 5                          | 5             | ...            | ...             | ...               | ...                  | ...              | ...            | ...                       | ...             | 5                      | 5             | 5           | 30     | ...             |
| Liquid fuel.....                                       | 5                              | 10                           | 160                        | 5             | 315            | ...             | 155               | ...                  | ...              | 5              | ...                       | ...             | ...                    | ...           | ...         | ...    | ...             |
| Other fuel.....  | 5                              | 20                           | 30                         | ...           | ...            | ...             | ...               | ...                  | 540              | ...            | 80                        | 775             | 10                     | 5             | ...         | ...    | ...             |
| Not reported.....                                      | ...                            | ...                          | 5                          | ...           | ...            | ...             | ...               | ...                  | ...              | ...            | 5                         | 5               | ...                    | ...           | 10          | ...    | ...             |
| Noncentral heating.....                                | 180                            | 25                           | 245                        | 250           | 105            | 225             | 110               | 270                  | 225              | 210            | 255                       | 10              | 525                    | 700           | 695         | 605    | 2,070           |
| Coal.....  | 145                            | 15                           | 205                        | 250           | 90             | 70              | 95                | 55                   | 155              | 210            | 225                       | 10              | 525                    | 300           | 670         | 595    | 225             |
| Wood.....  | ...                            | ...                          | ...                        | ...           | ...            | ...             | ...               | ...                  | 15               | ...            | ...                       | ...             | ...                    | 5             | ...         | ...    | 20              |
| Utility gas.....                                       | 30                             | 10                           | ...                        | ...           | ...            | 145             | ...               | 190                  | 5                | ...            | ...                       | ...             | ...                    | 380           | ...         | ...    | 1,790           |
| Bottled gas.....                                       | ...                            | ...                          | ...                        | ...           | ...            | ...             | ...               | 5                    | ...              | ...            | ...                       | ...             | ...                    | ...           | ...         | ...    | 15              |
| Liquid fuel.....                                       | ...                            | ...                          | 35                         | ...           | 15             | ...             | 15                | 20                   | 45               | ...            | 30                        | ...             | ...                    | 10            | ...         | ...    | 10              |
| Electricity.....                                       | ...                            | ...                          | ...                        | ...           | ...            | 10              | ...               | ...                  | ...              | ...            | ...                       | ...             | ...                    | ...           | ...         | ...    | ...             |
| Other fuel.....  | 5                              | ...                          | 5                          | ...           | ...            | ...             | ...               | ...                  | ...              | ...            | ...                       | ...             | ...                    | ...           | ...         | ...    | ...             |
| Not reported.....                                      | ...                            | ...                          | ...                        | ...           | ...            | ...             | ...               | ...                  | ...              | ...            | ...                       | ...             | ...                    | ...           | 25          | 10     | 5               |
| Not heated.....  | ...                            | ...                          | 5                          | ...           | 10             | ...             | 5                 | ...                  | ...              | 50             | ...                       | ...             | 60                     | 5             | 155         | 10     | ...             |
| <b>*COOKING FUEL</b>                                   |                                |                              |                            |               |                |                 |                   |                      |                  |                |                           |                 |                        |               |             |        |                 |
| Number reporting.....                                  | 930                            | 930                          | 1,920                      | 755           | 905            | 1,390           | 695               | 985                  | 2,065            | 1,305          | 665                       | 1,240           | 1,990                  | 2,855         | 1,965       | 1,555  | 2,815           |
| Coal.....  | 90                             | 40                           | 160                        | 360           | 125            | 40              | 350               | 40                   | 260              | 925            | 250                       | 10              | 1,770                  | 40            | 1,595       | 1,255  | 30              |
| Wood.....  | ...                            | ...                          | 30                         | ...           | 10             | ...             | 10                | 5                    | ...              | ...            | 20                        | ...             | 10                     | ...           | ...         | ...    | 15              |
| Utility gas.....                                       | 710                            | 700                          | 1,160                      | 15            | 425            | 1,260           | 90                | 890                  | 1,155            | 160            | ...                       | 800             | 80                     | 2,765         | 15          | 5      | 2,680           |
| Bottled gas.....                                       | ...                            | 10                           | 125                        | 85            | 15             | 5               | 5                 | 35                   | 30               | ...            | ...                       | 60              | 15                     | 75            | 150         | 15     | ...             |
| Liquid fuel.....                                       | 5                              | ...                          | 20                         | 35            | 35             | ...             | 115               | 5                    | 40               | ...            | 10                        | 5               | ...                    | ...           | ...         | ...    | ...             |
| Electricity.....                                       | 125                            | 180                          | 425                        | 240           | 295            | 85              | 125               | 45                   | 575              | 190            | 130                       | 410             | 70                     | 25            | 270         | 145    | 75              |
| Other fuel.....  | ...                            | ...                          | ...                        | 10            | ...            | ...             | ...               | ...                  | ...              | ...            | ...                       | ...             | ...                    | ...           | 5           | ...    | ...             |
| None.....  | ...                            | ...                          | ...                        | 10            | ...            | ...             | ...               | ...                  | ...              | ...            | 5                         | 15              | ...                    | 10            | ...         | ...    | ...             |
| <b>*REFRIGERATION EQUIPMENT</b>                        |                                |                              |                            |               |                |                 |                   |                      |                  |                |                           |                 |                        |               |             |        |                 |
| Number reporting.....                                  | 915                            | 960                          | 1,870                      | 770           | 910            | 1,380           | 640               | 1,010                | 2,060            | 1,310          | 740                       | 1,195           | 1,935                  | 2,875         | 2,020       | 1,560  | 2,785           |
| Mechanical.....  | 840                            | 930                          | 1,655                      | 635           | 870            | 1,305           | 595               | 900                  | 1,750            | 1,165          | 615                       | 1,190           | 1,490                  | 2,575         | 1,565       | 1,200  | 2,280           |
| Ice.....   | 35                             | 10                           | 170                        | ...           | 40             | 30              | 40                | 55                   | 250              | 110            | 80                        | 5               | 300                    | 155           | 335         | 265    | 175             |
| Other or none.....                                     | 40                             | 20                           | 45                         | 135           | ...            | 45              | 5                 | 55                   | 60               | 35             | 45                        | ...             | 145                    | 145           | 120         | 85     | 330             |
| <b>*KITCHEN SINK</b>                                   |                                |                              |                            |               |                |                 |                   |                      |                  |                |                           |                 |                        |               |             |        |                 |
| Number reporting.....                                  | 930                            | 930                          | 1,920                      | 750           | 905            | 1,395           | 695               | 990                  | 2,065            | 1,300          | 665                       | 1,255           | 1,990                  | 2,865         | 1,970       | 1,565  | 2,815           |
| With kitchen sink.....                                 | 920                            | 920                          | 1,900                      | 715           | 900            | 1,380           | 655               | 965                  | 2,040            | 1,300          | 655                       | 1,230           | 1,975                  | 2,835         | 1,965       | 1,560  | 2,795           |
| <b>*RADIO</b>  |                                |                              |                            |               |                |                 |                   |                      |                  |                |                           |                 |                        |               |             |        |                 |
| Number reporting.....                                  | 945                            | 930                          | 1,865                      | 750           | 950            | 1,330           | 645               | 950                  | 2,035            | 1,295          | 720                       | 1,230           | 1,970                  | 2,860         | 2,015       | 1,555  | 2,795           |
| With radio.....  | 935                            | 915                          | 1,860                      | 730           | 940            | 1,310           | 630               | 925                  | 2,005            | 1,275          | 700                       | 1,230           | 1,935                  | 2,815         | 1,985       | 1,530  | 2,690           |
| <b>*TELEVISION</b>                                     |                                |                              |                            |               |                |                 |                   |                      |                  |                |                           |                 |                        |               |             |        |                 |
| Number reporting.....                                  | 945                            | 920                          | 1,870                      | 750           | 950            | 1,330           | 645               | 955                  | 2,025            | 1,295          | 715                       | 1,220           | 1,985                  | 2,845         | 2,005       | 1,560  | 2,790           |
| With television.....                                   | 45                             | 95                           | 5                          | 20            | 320            | 160             | 195               | 75                   | 120              | 240            | 5                         | 270             | 50                     | 245           | 40          | 10     | 40              |



Table 23.—PLUMBING FACILITIES, YEAR BUILT, AND EQUIPMENT, FOR URBAN PLACES OF 2,500 TO 10,000: 1950—Con.

[Asterisk (\*) denotes statistics based on 20-percent sample]

| Subject  | To-wanda | Traf-ford | Trev-orton (uninc.) | Ty-rone | Union City | Upland | Van-der-grift | Verona | Waynes-burg | Weath-erly | Wells-boro | Wesley-ville | West Hazle-ton | West Home-stead | West-mont | West-Newton | West Pitta-nton |  |
|--|----------|-----------|---------------------|---------|------------|--------|---------------|--------|-------------|------------|------------|--------------|----------------|-----------------|-----------|-------------|-----------------|--|
| All dwelling units.....                                | 1,392    | 1,070     | 740                 | 2,520   | 1,276      | 1,098  | 2,903         | 1,202  | 1,725       | 804        | 1,389      | 1,013        | 1,911          | 931             | 1,401     | 1,153       | 2,178           |  |
| <b>WATER SUPPLY</b>                                    |          |           |                     |         |            |        |               |        |             |            |            |              |                |                 |           |             |                 |  |
| Hot and cold piped running water inside structure..... | 1,201    | 1,023     | 494                 | 2,329   | 965        | 1,007  | 2,820         | 1,091  | 1,608       | 764        | 1,273      | 904          | 1,774          | 801             | 1,323     | 922         | 2,147           |  |
| Only cold piped running water inside structure.....    | 121      | 38        | 129                 | 155     | 256        | 82     | 72            | 79     | 83          | 32         | 36         | 88           | 132            | 122             | 31        | 198         | 19              |  |
| Piped running water outside structure.....             | 2        | 1         | 14                  | 1       | 1          | 2      | ...           | ...    | 7           | 1          | 3          | 12           | ...            | ...             | 1         | 16          | ...             |  |
| No piped running water.....                            | 12       | 6         | 89                  | 7       | 39         | 4      | 2             | 22     | 17          | 5          | 29         | 5            | ...            | 4               | 3         | 15          | 1               |  |
| Not reported.....                                      | 16       | 2         | 14                  | 28      | 15         | 3      | 9             | 10     | 10          | 2          | 48         | 4            | 5              | 4               | 43        | 2           | 11              |  |
| <b>TOILET FACILITIES</b>                               |          |           |                     |         |            |        |               |        |             |            |            |              |                |                 |           |             |                 |  |
| Flush toilet inside structure, exclusive use.....      | 1,267    | 937       | 403                 | 2,347   | 1,096      | 1,046  | 2,736         | 1,023  | 1,499       | 756        | 1,240      | 868          | 1,872          | 795             | 1,326     | 878         | 2,131           |  |
| Flush toilet inside structure, shared.....             | 40       | 111       | 3                   | 102     | 88         | 2      | 152           | 131    | 179         | 6          | 48         | 30           | 24             | 99              | 13        | 107         | 30              |  |
| Other toilet facilities (including privy).....         | 23       | 18        | 316                 | 36      | 58         | 40     | 2             | 30     | 20          | 36         | 41         | 89           | 5              | 27              | 17        | 157         | 2               |  |
| No toilet.....   | 6        | 2         | 5                   | 19      | 7          | 7      | 4             | 8      | 16          | 4          | 9          | 20           | ...            | 3               | 1         | 8           | 1               |  |
| Not reported.....                                      | 16       | 2         | 13                  | 30      | 15         | 3      | 9             | 10     | 11          | 2          | 51         | 6            | 10             | 7               | 44        | 3           | 14              |  |
| <b>BATHING FACILITIES</b>                              |          |           |                     |         |            |        |               |        |             |            |            |              |                |                 |           |             |                 |  |
| Installed bathtub or shower, exclusive use.....        | 1,158    | 895       | 437                 | 2,189   | 946        | 1,010  | 2,640         | 1,002  | 1,417       | 718        | 1,192      | 857          | 1,577          | 710             | 1,309     | 799         | 2,091           |  |
| Installed bathtub or shower, shared.....               | 28       | 124       | ...                 | 103     | 71         | 3      | 151           | 106    | 178         | 3          | 59         | 31           | 26             | 205             | 7         | 99          | 38              |  |
| No bathtub or shower.....                              | 143      | 46        | 287                 | 194     | 241        | 80     | 98            | 80     | 111         | 78         | 82         | 117          | 292            | 109             | 38        | 252         | 32              |  |
| Not reported.....                                      | 23       | 5         | 16                  | 34      | 18         | 5      | 14            | 14     | 19          | 5          | 56         | 8            | 16             | 7               | 47        | 3           | 17              |  |
| <b>*YEAR BUILT</b>                                     |          |           |                     |         |            |        |               |        |             |            |            |              |                |                 |           |             |                 |  |
| Number reporting.....                                  | 1,300    | 1,065     | 725                 | 2,420   | 1,255      | 1,055  | 2,905         | 1,195  | 1,730       | 815        | 1,330      | 1,010        | 1,915          | 835             | 1,385     | 1,185       | 2,120           |  |
| 1945 or later.....                                     | 25       | 65        | 35                  | 35      | 35         | 145    | 30            | 85     | 80          | 40         | 45         | 170          | 55             | 10              | 220       | 90          | 15              |  |
| 1940 to 1944.....                                      | 5        | 70        | 25                  | 5       | ...        | 305    | 25            | 5      | 25          | ...        | 30         | 45           | 10             | ...             | 90        | 35          | 5               |  |
| 1930 to 1939.....                                      | 15       | 110       | 25                  | 50      | 30         | 15     | 100           | 60     | 50          | 105        | 105        | 110          | 105            | 55              | 205       | 50          | 85              |  |
| 1920 to 1929.....                                      | 5        | 290       | 150                 | 275     | 60         | 35     | 425           | 290    | 220         | 40         | 185        | 400          | 575            | 150             | 270       | 110         | 685             |  |
| 1919 or earlier.....                                   | 1,250    | 530       | 490                 | 2,055   | 1,110      | 555    | 2,325         | 755    | 1,355       | 630        | 965        | 285          | 1,170          | 620             | 600       | 900         | 1,330           |  |
| <b>*ELECTRIC LIGHTING</b>                              |          |           |                     |         |            |        |               |        |             |            |            |              |                |                 |           |             |                 |  |
| Number reporting.....                                  | 1,300    | 1,070     | 750                 | 2,490   | 1,295      | 1,090  | 2,890         | 1,180  | 1,700       | 790        | 1,360      | 1,005        | 1,880          | 925             | 1,350     | 1,140       | 2,190           |  |
| With electric lights.....                              | 1,265    | 1,065     | 745                 | 2,485   | 1,280      | 1,090  | 2,885         | 1,170  | 1,690       | 790        | 1,360      | 1,005        | 1,880          | 905             | 1,350     | 1,140       | 2,180           |  |
| All occupied dwelling units.....                       | 1,318    | 1,058     | 710                 | 2,466   | 1,211      | 1,065  | 2,849         | 1,196  | 1,697       | 784        | 1,343      | 1,004        | 1,899          | 919             | 1,367     | 1,142       | 2,131           |  |
| <b>*HEATING EQUIPMENT</b>                              |          |           |                     |         |            |        |               |        |             |            |            |              |                |                 |           |             |                 |  |
| Number reporting heating equipment.....                | 1,320    | 1,040     | 745                 | 2,485   | 1,240      | 1,035  | 2,795         | 1,130  | 1,655       | 775        | 1,320      | 985          | 1,900          | 940             | 1,330     | 1,120       | 2,090           |  |
| Central heating, piped steam or hot water.....         | 405      | 425       | 275                 | 1,030   | 325        | 345    | 545           | 125    | 295         | 420        | 520        | 90           | 1,295          | 100             | 1,160     | 395         | 1,295           |  |
| Central heating, warm air furnace.....                 | 430      | 505       | 95                  | 1,195   | 335        | 415    | 1,770         | 805    | 675         | 170        | 615        | 690          | 80             | 340             | 140       | 535         | 655             |  |
| Noncentral heating, with flue.....                     | 435      | 75        | 225                 | 225     | 545        | 275    | 325           | 145    | 195         | 180        | 135        | 160          | 475            | 445             | 25        | 130         | 115             |  |
| Noncentral heating, without flue.....                  | 45       | 35        | 65                  | 25      | 35         | ...    | 155           | 40     | 490         | ...        | 45         | 45           | 25             | 30              | 5         | 55          | 20              |  |
| Not heated.....  | 5        | ...       | 85                  | 10      | ...        | ...    | ...           | 15     | ...         | 5          | 5          | ...          | 25             | 25              | ...       | 5           | 5               |  |
| <b>*HEATING FUEL</b>                                   |          |           |                     |         |            |        |               |        |             |            |            |              |                |                 |           |             |                 |  |
| Number reporting heating equipment.....                | 1,320    | 1,040     | 745                 | 2,485   | 1,240      | 1,035  | 2,795         | 1,130  | 1,655       | 775        | 1,320      | 985          | 1,900          | 940             | 1,330     | 1,120       | 2,090           |  |
| Central heating.....                                   | 835      | 930       | 370                 | 2,225   | 660        | 760    | 2,315         | 930    | 970         | 590        | 1,135      | 780          | 1,375          | 440             | 1,300     | 930         | 1,950           |  |
| Coal.....  | 615      | 700       | 365                 | 1,765   | 595        | 370    | 1,765         | 645    | 300         | 530        | 575        | 260          | 1,235          | 280             | 555       | 745         | 1,890           |  |
| Wood.....  | 5        | ...       | ...                 | 5       | 5          | ...    | 5             | 5      | 5           | ...        | ...        | ...          | ...            | ...             | 5         | 10          | ...             |  |
| Utility gas.....                                       | 5        | 230       | ...                 | 440     | 5          | 55     | 415           | 275    | 645         | ...        | 510        | 480          | 95             | 160             | 715       | 170         | 20              |  |
| Bottled gas.....                                       | 10       | ...       | 5                   | ...     | 5          | ...    | 10            | ...    | 5           | ...        | 5          | ...          | 5              | ...             | 15        | ...         | ...             |  |
| Liquid fuel.....                                       | 150      | ...       | ...                 | 10      | 45         | 335    | 120           | ...    | ...         | 40         | 50         | 35           | ...            | ...             | 5         | ...         | 5               |  |
| Other fuel.....  | 15       | ...       | ...                 | 5       | 5          | ...    | ...           | ...    | ...         | 15         | ...        | 5            | 35             | ...             | 5         | ...         | 20              |  |
| Not reported.....                                      | 35       | ...       | ...                 | ...     | ...        | ...    | ...           | 5      | 15          | ...        | ...        | ...          | 5              | ...             | ...       | 5           | 15              |  |
| Noncentral heating.....                                | 480      | 110       | 290                 | 250     | 580        | 275    | 480           | 185    | 685         | 180        | 180        | 205          | 500            | 475             | 30        | 185         | 135             |  |
| Coal.....  | 310      | 35        | 290                 | 105     | 420        | 185    | 150           | 65     | 80          | 170        | 90         | 10           | 490            | 105             | 25        | 140         | 130             |  |
| Wood.....  | 15       | ...       | ...                 | ...     | 30         | ...    | ...           | ...    | 10          | ...        | 5          | ...          | ...            | ...             | ...       | 5           | ...             |  |
| Utility gas.....                                       | ...      | 75        | ...                 | 95      | ...        | 15     | 305           | 105    | 595         | ...        | 85         | 55           | ...            | 350             | 5         | 40          | ...             |  |
| Bottled gas.....                                       | ...      | ...       | ...                 | ...     | ...        | ...    | 15            | ...    | ...         | ...        | 45         | 5            | ...            | ...             | ...       | ...         | ...             |  |
| Liquid fuel.....                                       | 150      | ...       | ...                 | 45      | 125        | 75     | 5             | 10     | ...         | 10         | ...        | 85           | 5              | ...             | ...       | ...         | 5               |  |
| Electricity.....                                       | 5        | ...       | ...                 | 5       | ...        | ...    | ...           | ...    | ...         | ...        | ...        | ...          | ...            | 5               | ...       | ...         | ...             |  |
| Other fuel.....  | ...      | ...       | ...                 | ...     | ...        | ...    | ...           | ...    | ...         | ...        | ...        | ...          | ...            | ...             | 15        | ...         | ...             |  |
| Not reported.....                                      | 5        | ...       | ...                 | ...     | ...        | ...    | ...           | ...    | ...         | 5          | ...        | ...          | ...            | ...             | ...       | 5           | ...             |  |
| Not heated.....  | 5        | ...       | 85                  | 10      | ...        | ...    | ...           | 15     | ...         | 5          | ...        | ...          | 25             | ...             | ...       | 5           | 5               |  |
| <b>*COOKING FUEL</b>                                   |          |           |                     |         |            |        |               |        |             |            |            |              |                |                 |           |             |                 |  |
| Number reporting.....                                  | 1,335    | 1,060     | 670                 | 2,395   | 1,150      | 1,050  | 2,855         | 1,190  | 1,730       | 795        | 1,285      | 980          | 1,865          | 880             | 1,295     | 1,145       | 2,090           |  |
| Coal.....  | 320      | ...       | 530                 | 235     | 90         | 180    | 45            | 45     | 20          | 400        | 50         | 5            | 1,070          | 65              | 425       | 25          | 1,315           |  |
| Wood.....  | 35       | ...       | ...                 | ...     | 80         | 10     | ...           | ...    | ...         | ...        | 10         | ...          | ...            | 5               | ...       | ...         | ...             |  |
| Utility gas.....                                       | 255      | 1,020     | 10                  | 1,765   | 5          | 635    | 2,430         | 1,100  | 1,565       | 10         | 1,085      | 820          | 560            | 800             | 670       | 945         | 480             |  |
| Bottled gas.....                                       | 220      | ...       | 55                  | 15      | 250        | ...    | 25            | 5      | ...         | 140        | 15         | 95           | 35             | ...             | 10        | ...         | 75              |  |
| Liquid fuel.....                                       | 30       | ...       | ...                 | 35      | 230        | 95     | ...           | ...    | ...         | 10         | 10         | 5            | ...            | ...             | ...       | ...         | 10              |  |
| Electricity.....                                       | 470      | 40        | 75                  | 345     | 490        | 125    | 350           | 40     | 140         | 230        | 115        | 50           | 200            | 5               | 185       | 170         | 210             |  |
| Other fuel.....  | ...      | ...       | ...                 | ...     | 5          | ...    | 5             | ...    | ...         | 5          | ...        | 5            | ...            | ...             | 5         | ...         | ...             |  |
| None.....  | 5        | ...       | ...                 | ...     | ...        | 5      | ...           | ...    | ...         | ...        | ...        | ...          | ...            | 5               | ...       | 5           | ...             |  |
| <b>*REFRIGERATION EQUIPMENT</b>                        |          |           |                     |         |            |        |               |        |             |            |            |              |                |                 |           |             |                 |  |
| Number reporting.....                                  | 1,280    | 1,060     | 720                 | 2,460   | 1,230      | 1,055  | 2,850         | 1,180  | 1,675       | 770        | 1,335      | 1,000        | 1,875          | 930             | 1,330     | 1,140       | 2,135           |  |
| Mechanical.....  | 1,060    | 1,015     | 580                 | 2,165   | 915        | 905    | 2,650         | 1,085  | 1,465       | 625        | 1,185      | 905          | 1,495          | 790             | 1,320     | 1,055       | 2,005           |  |
| Ice.....   | 120      | 25        | 80                  | 190     | 115        | 135    | 90            | 70     | 65          | 115        | 80         | 90           | 265            | 70              | 5         | 15          | 90              |  |
| Other or none.....                                     | 100      | 20        | 60                  | 105     | 200        | 15     | 110           | 25     | 145         | 30         | 70         | 5            | 115            | 70              | 5         | 70          | 40              |  |
| <b>*KITCHEN SINK</b>                                   |          |           |                     |         |            |        |               |        |             |            |            |              |                |                 |           |             |                 |  |
| Number reporting.....                                  | 1,345    | 1,060     | 670                 | 2,395   | 1,155      | 1,055  | 2,855         | 1,185  | 1,735       | 795        | 1,270      | 985          | 1,870          | 880             | 1,295     | 1,140       | 2,090           |  |
| With kitchen sink.....                                 | 1,310    | 1,055     | 615                 | 2,385   | 1,070      | 1,035  | 2,850         | 1,180  | 1,675       | 790        | 1,260      | 970          | 1,865          | 860             | 1,290     | 1,095       | 2,085           |  |
| <b>*RADIO</b>  |          |           |                     |         |            |        |               |        |             |            |            |              |                |                 |           |             |                 |  |
| Number reporting.....                                  | 1,305    | 1,065     | 680                 | 2,475   | 1,190      | 1,095  | 2,825         | 1,195  | 1,625       | 780        | 1,300      | 975          | 1,900          | 905             | 1,325     | 1,110       | 2,175           |  |
| With radio.....  | 1,270    | 1,050     | 675                 | 2,430   | 1,150      | 1,065  | 2,775         | 1,185  | 1,590       | 780        | 1,290      | 970          | 1,865          | 895             | 1,325     | 1,090       | 2,155           |  |
| <b>*TELEVISION</b>                                     |          |           |                     |         |            |        |               |        |             |            |            |              |                |                 |           |             |                 |  |
| Number reporting.....                                  | 1,305    | 1,060     | 680                 | 2,475   | 1,190      | 1,090  | 2,825         | 1,195  | 1,625       | 780        | 1,220      | 970          | 1,895          | 910             | 1,320     | 1,110       | 2,150           |  |
| With television.....                                   | 15       | 165       | 10                  | 30      | 5          | 455    | 135           | 215    | 40          | 15         | ...        | 235          | 60             | 120             | 260       | 75          | 55              |  |

Table 23.—PLUMBING FACILITIES, YEAR BUILT, AND EQUIPMENT, FOR URBAN PLACES OF 2,500 TO 10,000: 1950—Con.

[Asterisk (\*) denotes statistics based on 20-percent sample]

| Subject  | West<br>Read-<br>ing | West<br>View | West<br>Wash-<br>ington<br>(uninc.) | West<br>Wyo-<br>ming | West<br>York | White-<br>hall | White<br>Oak | Wil-<br>merding | Willson | Wind-<br>ber | Winton | Wyo-<br>ming | Wyo-<br>mis-<br>sing | Young-<br>wood | Zelen-<br>ople |
|--|----------------------|--------------|-------------------------------------|----------------------|--------------|----------------|--------------|-----------------|---------|--------------|--------|--------------|----------------------|----------------|----------------|
| All dwelling units.....                                | 1,472                | 2,250        | 1,233                               | 762                  | 1,791        | 2,351          | 1,843        | 1,513           | 2,473   | 2,185        | 1,572  | 1,267        | 1,329                | 812            | 879            |
| <b>WATER SUPPLY</b>                                    |                      |              |                                     |                      |              |                |              |                 |         |              |        |              |                      |                |                |
| Hot and cold piped running water inside structure..... | 1,452                | 2,236        | 491                                 | 628                  | 1,714        | 2,294          | 1,654        | 1,446           | 2,384   | 1,666        | 1,055  | 1,218        | 1,262                | 790            | 762            |
| Only cold piped running water inside structure.....    | 15                   | 2            | 647                                 | 115                  | 62           | 17             | 120          | 64              | 73      | 498          | 503    | 46           | 33                   | 21             | 43             |
| Piped running water outside structure.....             | 2                    | ...          | 31                                  | 5                    | 1            | 1              | 12           | ...             | 1       | 1            | 2      | ...          | 8                    | ...            | 3              |
| No piped running water.....                            | ...                  | 1            | 55                                  | 10                   | 4            | 6              | 51           | 1               | 9       | 3            | 3      | 2            | 22                   | ...            | 64             |
| Not reported.....                                      | 3                    | 11           | 9                                   | 4                    | 10           | 33             | 6            | 2               | 6       | 17           | 9      | 1            | 4                    | 1              | 7              |
| <b>TOILET FACILITIES</b>                               |                      |              |                                     |                      |              |                |              |                 |         |              |        |              |                      |                |                |
| Flush toilet inside structure, exclusive use.....      | 1,426                | 2,016        | 360                                 | 579                  | 1,478        | 2,270          | 1,689        | 1,341           | 2,378   | 1,907        | 1,291  | 1,251        | 1,244                | 720            | 675            |
| Flush toilet inside structure, shared.....             | 33                   | 218          | 52                                  | 15                   | 242          | 14             | 34           | 161             | 48      | 159          | 22     | 11           | 18                   | 91             | 94             |
| Other toilet facilities (including privy).....         | 4                    | 2            | 797                                 | 160                  | 52           | 26             | 109          | 8               | 35      | 93           | 217    | 3            | 59                   | ...            | 103            |
| No toilet.....   | 6                    | 1            | 11                                  | 3                    | 10           | 1              | 4            | 1               | 4       | 6            | 33     | 1            | 3                    | ...            | 1              |
| Not reported.....                                      | 3                    | 13           | 13                                  | 5                    | 9            | 40             | 7            | 2               | 8       | 20           | 9      | 1            | 5                    | 1              | 6              |
| <b>BATHING FACILITIES</b>                              |                      |              |                                     |                      |              |                |              |                 |         |              |        |              |                      |                |                |
| Installed bathtub or shower, exclusive use.....        | 1,405                | 1,964        | 400                                 | 530                  | 1,444        | 2,260          | 1,590        | 1,226           | 2,319   | 1,381        | 999    | 1,178        | 1,246                | 702            | 636            |
| Installed bathtub or shower, shared.....               | 38                   | 262          | 36                                  | 17                   | 240          | 19             | 41           | 177             | 52      | 129          | 11     | 11           | 18                   | 88             | 108            |
| No bathtub or shower.....                              | 24                   | 10           | 778                                 | 206                  | 81           | 28             | 195          | 104             | 89      | 654          | 546    | 77           | 59                   | 21             | 126            |
| Not reported.....                                      | 5                    | 14           | 19                                  | 9                    | 26           | 44             | 17           | 6               | 13      | 21           | 16     | 1            | 6                    | 1              | 9              |
| <b>*YEAR BUILT</b>                                     |                      |              |                                     |                      |              |                |              |                 |         |              |        |              |                      |                |                |
| Number reporting.....                                  | 1,450                | 2,250        | 1,175                               | 750                  | 1,790        | 2,295          | 1,800        | 1,550           | 2,470   | 2,105        | 1,590  | 1,235        | 1,290                | 790            | 890            |
| 1945 or later.....                                     | 85                   | 145          | 85                                  | 70                   | 90           | 1,240          | 515          | 5               | 15      | 70           | 15     | 60           | 70                   | 55             | 35             |
| 1940 to 1944.....                                      | ...                  | 100          | 40                                  | 30                   | 75           | 550            | 255          | ...             | 5       | 20           | ...    | 15           | 25                   | 15             | 30             |
| 1930 to 1939.....                                      | 30                   | 470          | 120                                 | 45                   | 440          | 265            | 380          | 30              | 160     | 30           | 140    | 40           | 80                   | 10             | 35             |
| 1920 to 1929.....                                      | 645                  | 680          | 240                                 | 230                  | 455          | 85             | 380          | 160             | 1,015   | 240          | 410    | 350          | 500                  | 120            | 155            |
| 1919 or earlier.....                                   | 690                  | 855          | 690                                 | 375                  | 730          | 155            | 270          | 1,355           | 1,275   | 1,745        | 1,025  | 770          | 615                  | 590            | 635            |
| <b>*ELECTRIC LIGHTING</b>                              |                      |              |                                     |                      |              |                |              |                 |         |              |        |              |                      |                |                |
| Number reporting.....                                  | 1,475                | 2,230        | 1,205                               | 745                  | 1,780        | 2,305          | 1,860        | 1,505           | 2,475   | 2,175        | 1,520  | 1,230        | 1,330                | 830            | 870            |
| With electric lights.....                              | 1,475                | 2,230        | 1,165                               | 740                  | 1,780        | 2,295          | 1,860        | 1,505           | 2,475   | 2,165        | 1,520  | 1,225        | 1,320                | 830            | 870            |
| All occupied dwelling units.....                       | 1,455                | 2,227        | 1,208                               | 747                  | 1,762        | 2,146          | 1,770        | 1,501           | 2,450   | 2,167        | 1,551  | 1,243        | 1,301                | 796            | 853            |
| <b>*HEATING EQUIPMENT</b>                              |                      |              |                                     |                      |              |                |              |                 |         |              |        |              |                      |                |                |
| Number reporting heating equipment.....                | 1,460                | 1,725        | 1,190                               | 710                  | 1,775        | 2,095          | 1,725        | 1,495           | 2,475   | 2,135        | 1,550  | 1,245        | 1,335                | 815            | 830            |
| Central heating, piped steam or hot water.....         | 745                  | 545          | 75                                  | 315                  | 800          | 640            | 225          | 570             | 1,050   | 1,160        | 750    | 800          | 820                  | 240            | 130            |
| Central heating, warm air furnace.....                 | 645                  | 1,090        | 465                                 | 205                  | 845          | 1,405          | 1,100        | 715             | 1,330   | 275          | 395    | 250          | 460                  | 535            | 585            |
| Noncentral heating, with flue.....                     | 50                   | 55           | 610                                 | 30                   | 115          | 45             | 350          | 125             | 75      | 680          | 210    | 130          | 20                   | 40             | 80             |
| Noncentral heating, without flue.....                  | 15                   | 30           | 40                                  | 120                  | 5            | ...            | 40           | 30              | 15      | 15           | 85     | 50           | 35                   | ...            | 35             |
| Not heated.....  | 5                    | 5            | ...                                 | 40                   | 10           | 5              | 10           | 55              | 5       | 5            | 110    | 15           | ...                  | ...            | ...            |
| <b>*HEATING FUEL</b>                                   |                      |              |                                     |                      |              |                |              |                 |         |              |        |              |                      |                |                |
| Number reporting heating equipment.....                | 1,460                | 1,725        | 1,190                               | 710                  | 1,775        | 2,095          | 1,725        | 1,495           | 2,475   | 2,135        | 1,550  | 1,245        | 1,335                | 815            | 830            |
| Central heating.....                                   | 1,390                | 1,635        | 540                                 | 520                  | 1,645        | 2,045          | 1,325        | 1,285           | 2,380   | 1,435        | 1,145  | 1,050        | 1,280                | 775            | 715            |
| Coal.....  | 850                  | 605          | 450                                 | 510                  | 970          | 130            | 765          | 755             | 1,690   | 1,295        | 1,120  | 990          | 805                  | 600            | 155            |
| Wood.....  | ...                  | ...          | ...                                 | ...                  | 5            | ...            | ...          | 5               | 5       | 15           | ...    | ...          | ...                  | ...            | ...            |
| Utility gas.....                                       | 190                  | 1,010        | 90                                  | 5                    | 120          | 1,850          | 545          | 525             | 120     | ...          | ...    | 5            | 105                  | 160            | 530            |
| Bottled gas.....                                       | ...                  | ...          | ...                                 | 5                    | 5            | 10             | 5            | ...             | ...     | ...          | 5      | ...          | 5                    | ...            | ...            |
| Liquid fuel.....                                       | 335                  | 5            | ...                                 | ...                  | 540          | 5              | 5            | ...             | 525     | 30           | ...    | 30           | 365                  | 15             | ...            |
| Other fuel.....  | 10                   | 5            | ...                                 | ...                  | 35           | 5              | 5            | ...             | 35      | 20           | 5      | 15           | ...                  | ...            | 30             |
| Not reported.....                                      | 5                    | ...          | ...                                 | ...                  | 15           | ...            | ...          | ...             | 5       | 75           | 15     | 10           | ...                  | ...            | ...            |
| Noncentral heating.....                                | 65                   | 85           | 650                                 | 150                  | 120          | 45             | 390          | 155             | 90      | 695          | 295    | 180          | 55                   | 40             | 115            |
| Coal.....  | 35                   | 30           | 460                                 | 140                  | 80           | 20             | 95           | 25              | 60      | 630          | 290    | 175          | 25                   | 35             | 20             |
| Wood.....  | 5                    | ...          | ...                                 | ...                  | ...          | ...            | ...          | ...             | ...     | 5            | ...    | ...          | 10                   | ...            | ...            |
| Utility gas.....                                       | 5                    | 50           | 180                                 | ...                  | 5            | 20             | 285          | 130             | 10      | ...          | 3      | ...          | 10                   | 5              | 90             |
| Bottled gas.....                                       | ...                  | ...          | ...                                 | ...                  | ...          | ...            | ...          | ...             | ...     | ...          | ...    | ...          | ...                  | ...            | ...            |
| Liquid fuel.....                                       | 20                   | ...          | ...                                 | ...                  | 30           | 5              | 10           | ...             | 15      | 50           | ...    | ...          | 10                   | ...            | ...            |
| Electricity.....                                       | ...                  | 5            | 5                                   | ...                  | ...          | ...            | ...          | ...             | ...     | ...          | ...    | ...          | ...                  | ...            | 5              |
| Other fuel.....  | ...                  | ...          | 10                                  | ...                  | 5            | ...            | ...          | ...             | ...     | ...          | ...    | ...          | ...                  | ...            | ...            |
| Not reported.....                                      | ...                  | ...          | 5                                   | ...                  | ...          | ...            | ...          | ...             | 5       | 10           | ...    | ...          | ...                  | ...            | ...            |
| Not heated.....  | 5                    | 5            | ...                                 | 40                   | 10           | 5              | 10           | 55              | 5       | 5            | 110    | 15           | ...                  | ...            | ...            |
| <b>*COOKING FUEL</b>                                   |                      |              |                                     |                      |              |                |              |                 |         |              |        |              |                      |                |                |
| Number reporting.....                                  | 1,450                | 2,230        | 1,180                               | 760                  | 1,720        | 2,090          | 1,765        | 1,470           | 2,405   | 2,140        | 1,550  | 1,270        | 1,305                | 760            | 835            |
| Coal.....  | 100                  | 15           | 80                                  | 580                  | 65           | 25             | 120          | 40              | 145     | 800          | 1,410  | 580          | 35                   | 5              | 25             |
| Wood.....  | ...                  | ...          | ...                                 | 5                    | ...          | ...            | 5            | ...             | ...     | ...          | ...    | ...          | 15                   | ...            | ...            |
| Utility gas.....                                       | 1,085                | 2,060        | 1,065                               | 80                   | 1,120        | 1,570          | 1,445        | 1,405           | 2,050   | 5            | 20     | 495          | 855                  | 585            | 740            |
| Bottled gas.....                                       | ...                  | ...          | ...                                 | 55                   | 15           | ...            | 60           | ...             | 15      | 185          | 45     | 75           | 30                   | 5              | ...            |
| Liquid fuel.....                                       | 20                   | ...          | 15                                  | ...                  | 50           | 5              | 30           | ...             | 20      | 260          | ...    | ...          | 15                   | ...            | ...            |
| Electricity.....                                       | 235                  | 150          | 20                                  | 40                   | 470          | 490            | 105          | 25              | 170     | 850          | 75     | 120          | 350                  | 165            | 70             |
| Other fuel.....  | ...                  | 5            | ...                                 | ...                  | ...          | ...            | ...          | ...             | 5       | 35           | ...    | ...          | ...                  | ...            | ...            |
| None.....  | 10                   | ...          | ...                                 | ...                  | ...          | ...            | ...          | ...             | ...     | 5            | ...    | ...          | 5                    | ...            | ...            |
| <b>*REFRIGERATION EQUIPMENT</b>                        |                      |              |                                     |                      |              |                |              |                 |         |              |        |              |                      |                |                |
| Number reporting.....                                  | 1,450                | 2,205        | 1,175                               | 730                  | 1,740        | 2,120          | 1,770        | 1,495           | 2,430   | 2,165        | 1,490  | 1,190        | 1,295                | 805            | 835            |
| Mechanical.....  | 1,410                | 2,190        | 845                                 | 560                  | 1,670        | 2,100          | 1,740        | 1,420           | 2,345   | 1,860        | 1,160  | 1,070        | 1,255                | 790            | 760            |
| Ice.....   | 30                   | 5            | 140                                 | 105                  | 40           | 5              | 10           | 30              | 70      | 40           | 170    | 95           | 25                   | ...            | 10             |
| Other or none.....                                     | 10                   | 10           | 190                                 | 65                   | 30           | 15             | 20           | 45              | 15      | 265          | 160    | 25           | 15                   | 15             | 65             |
| <b>*KITCHEN SINK</b>                                   |                      |              |                                     |                      |              |                |              |                 |         |              |        |              |                      |                |                |
| Number reporting.....                                  | 1,445                | 2,240        | 1,180                               | 755                  | 1,730        | 2,085          | 1,765        | 1,485           | 2,405   | 2,150        | 1,550  | 1,270        | 1,305                | 760            | 840            |
| With kitchen sink.....                                 | 1,435                | 2,240        | 1,100                               | 745                  | 1,725        | 2,085          | 1,740        | 1,465           | 2,395   | 2,140        | 1,550  | 1,260        | 1,280                | 750            | 790            |
| <b>*RADIO</b>  |                      |              |                                     |                      |              |                |              |                 |         |              |        |              |                      |                |                |
| Number reporting.....                                  | 1,460                | 2,145        | 1,205                               | 750                  | 1,730        | 2,100          | 1,775        | 1,460           | 2,405   | 2,175        | 1,545  | 1,255        | 1,275                | 795            | 845            |
| With radio.....  | 1,460                | 2,135        | 1,125                               | 735                  | 1,725        | 2,100          | 1,760        | 1,445           | 2,400   | 2,130        | 1,510  | 1,225        | 1,270                | 785            | 845            |
| <b>*TELEVISION</b>                                     |                      |              |                                     |                      |              |                |              |                 |         |              |        |              |                      |                |                |
| Number reporting.....                                  | 1,435                | 2,150        | 1,200                               | 755                  | 1,725        | 2,100          | 1,785        | 1,450           | 2,405   | 2,185        | 1,540  | 1,250        | 1,275                | 795            | 830            |
| With television.....                                   | 260                  | 455          | 85                                  | ...                  | 215          | 450            | 350          | 150             | 345     | 145          | 20     | ...          | 250                  | 55             | 75             |

Table 24.—FINANCIAL CHARACTERISTICS OF DWELLING UNITS, FOR URBAN PLACES OF 2,500 TO 10,000: 1950

[Median not shown where base is less than 100]

| Subject  | Aldan    | Ambler      | Ann-ville (uninc.) | Apollo         | Arch-bald  | Arnold City-Fairhope (uninc.) | Ash-land | Ash-ley    | Aspin-wall     | Athens      | Atlas (uninc.) | Ava-lon   | Avoca       | Baden       | Bangor   | Barnes-boro  | Beaver |
|--|----------|-------------|--------------------|----------------|------------|-------------------------------|----------|------------|----------------|-------------|----------------|-----------|-------------|-------------|----------|--------------|--------|
| <b>CONTRACT MONTHLY RENT</b>   |          |             |                    |                |            |                               |          |            |                |             |                |           |             |             |          |              |        |
| Renter-occupied dwelling units; and vacant non-seasonal not dilapidated units, for rent.....     | 168      | 503         | 411                | 410            | 559        | 268                           | 733      | 618        | 568            | 433         | 267            | 920       | 363         | 455         | 762      | 377          | 804    |
| Less than \$10.....  | 1        | 1           | 5                  | 1              | 24         | 23                            | 9        | 13         | ...            | 7           | 6              | 25        | 6           | 1           | 5        | 6            | ...    |
| \$10 to \$19.....  | ...      | 43          | 112                | 96             | 251        | 109                           | 157      | 205        | 9              | 60          | 141            | 17        | 134         | 6           | 5        | 104          | 21     |
| \$20 to \$29.....  | 7        | 93          | 100                | 135            | 164        | 28                            | 267      | 211        | 51             | 131         | 65             | 83        | 121         | 32          | 262      | 132          | 67     |
| \$30 to \$39.....  | 18       | 114         | 80                 | 92             | 36         | 1.6                           | 169      | 84         | 115            | 80          | 9              | 150       | 53          | 177         | 306      | 55           | 130    |
| \$40 to \$49.....  | 29       | 76          | 59                 | 42             | 11         | 1.2                           | 41       | 49         | 123            | 43          | 5              | 218       | 6           | 181         | 1        | 17           | 174    |
| \$50 to \$59.....  | 35       | 38          | 9                  | 10             | 5          | 1.0                           | 18       | 13         | 88             | 41          | 1              | 183       | 8           | 16          | ...      | 10           | 178    |
| \$60 to \$74.....  | 30       | 44          | 2                  | 4              | ...        | 6                             | 8        | 7          | 98             | 15          | 2              | 137       | ...         | 9           | 120      | 4            | 125    |
| \$75 to \$99.....  | 27       | 22          | ...                | ...            | 2          | 1                             | 1        | ...        | 36             | 1           | 1              | 54        | ...         | 3           | 6        | ...          | 46     |
| \$100 or more.....   | 11       | 5           | 2                  | 1              | 1          | 1                             | 2        | 1          | 5              | 1           | ...            | 5         | ...         | 1           | ...      | ...          | 6      |
| Rent free or not reported.....   | 10       | 67          | 42                 | 29             | 65         | 62                            | 61       | 35         | 43             | 54          | 37             | 48        | 35          | 29          | 57       | 49           | 57     |
| Median rent.....dollars.....   | 56.36    | 36.70       | 25.81              | 26.40          | 18.64      | 16.76                         | 25.77    | 23.14      | 46.61          | 28.93       | 17.42          | 46.89     | 21.61       | 39.40       | 32.40    | 24.32        | 48.44  |
| <b>GROSS MONTHLY RENT</b>  |          |             |                    |                |            |                               |          |            |                |             |                |           |             |             |          |              |        |
| Renter-occupied dwelling units.....  | 165      | 502         | 404                | 406            | 552        | 267                           | 728      | 612        | 562            | 428         | 265            | 856       | 363         | 453         | 757      | 376          | 798    |
| Less than \$10.....  | ...      | 1           | 1                  | 2              | 1          | 11                            | 1        | 3          | ...            | 1           | ...            | 2         | 1           | ...         | ...      | 3            | ...    |
| \$10 to \$19.....  | 1        | 2           | 18                 | 18             | 31         | 50                            | 30       | 28         | 2              | 15          | 4              | 8         | 9           | 3           | 15       | 35           | 10     |
| \$20 to \$29.....  | 2        | 34          | 68                 | 86             | 135        | 71                            | 114      | 133        | 19             | 29          | 58             | 45        | 98          | 18          | 115      | 103          | 41     |
| \$30 to \$39.....  | 10       | 79          | 116                | 123            | 183        | 30                            | 236      | 192        | 61             | 84          | 113            | 90        | 113         | 160         | 261      | 111          | 88     |
| \$40 to \$49.....  | 18       | 99          | 91                 | 93             | 86         | 11                            | 178      | 131        | 101            | 115         | 36             | 158       | 84          | 187         | 225      | 51           | 152    |
| \$50 to \$59.....  | 37       | 91          | 51                 | 34             | 35         | 1.6                           | 77       | 54         | 97             | 80          | 6              | 190       | 17          | 31          | 65       | 19           | 190    |
| \$60 to \$74.....  | 38       | 72          | 16                 | 11             | 12         | 1.0                           | 20       | 27         | 110            | 36          | 2              | 198       | 5           | 19          | 16       | 4            | 162    |
| \$75 to \$99.....  | 37       | 40          | 2                  | 2              | 2          | 5                             | 7        | 3          | 66             | 8           | 4              | 95        | 1           | 4           | 1        | 1            | 71     |
| \$100 or more.....   | 11       | 4           | 1                  | ...            | ...        | 2                             | 3        | 2          | 58             | 3           | ...            | 10        | ...         | 3           | ...      | ...          | 12     |
| Rent free or not reported.....   | 11       | 80          | 40                 | 37             | 67         | 61                            | 62       | 39         | 48             | 57          | 42             | 60        | 35          | 28          | 59       | 49           | 72     |
| Median rent.....dollars.....   | 63.05    | 49.10       | 37.40              | 35.45          | 33.65      | 23.88                         | 37.60    | 35.76      | 57.13          | 44.41       | 33.92          | 54.50     | 33.50       | 41.18       | 37.76    | 31.11        | 52.29  |
| <b>VALUE OF ONE-DWELLING-UNIT STRUCTURES</b>   |          |             |                    |                |            |                               |          |            |                |             |                |           |             |             |          |              |        |
| Owner-occupied dwelling units; and vacant nonseasonal not dilapidated units, for sale only.....  | 774      | 580         | 421                | 409            | 837        | 500                           | 880      | 524        | 447            | 781         | 460            | 725       | 481         | 474         | 781      | 472          | 1,055  |
| Less than \$3,000.....   | 1        | 6           | 29                 | 45             | 152        | 95                            | 133      | 72         | 4              | 92          | 78             | 7         | 64          | 56          | 22       | 83           | 125    |
| \$3,000 to \$3,999.....  | 1        | 5           | 46                 | 66             | 169        | 64                            | 182      | 91         | ...            | 120         | 113            | 12        | 82          | 11          | 32       | 89           | 5      |
| \$4,000 to \$4,999.....  | 3        | 7           | 66                 | 71             | 139        | 58                            | 164      | 86         | 3              | 157         | 120            | 16        | 93          | 11          | 70       | 85           | 7      |
| \$5,000 to \$7,499.....  | 27       | 64          | 140                | 129            | 251        | 126                           | 262      | 196        | 89             | 272         | 123            | 140       | 165         | 141         | 315      | 122          | 106    |
| \$7,500 to \$9,999.....  | 150      | 144         | 46                 | 50             | 63         | 68                            | 58       | 37         | 119            | 66          | 9              | 236       | 44          | 85          | 173      | 34           | 103    |
| \$10,000 to \$14,999.....  | 491      | 197         | 53                 | 29             | 38         | 60                            | 41       | 13         | 197            | 49          | 5              | 242       | 28          | 142         | 118      | 25           | 412    |
| \$15,000 or more.....  | 52       | 114         | 32                 | 12             | 12         | 21                            | 28       | 15         | 27             | 13          | 1              | 65        | 3           | 21          | 43       | 26           | 272    |
| Not reported.....  | 9        | 43          | 9                  | 7              | 13         | 8                             | 12       | 14         | 8              | 2           | 11             | 7         | 2           | 8           | 8        | 8            | 22     |
| Median value.....dollars.....  | 11,584   | 11,029      | 5,920              | 5,267          | 4,605      | 5,450                         | 4,676    | 5,021      | 10,064         | 5,054       | 4,229          | 9,399     | 4,958       | 7,886       | 7,060    | 4,656        | 12,019 |
| <b>Beaverdale-Lloydell (uninc.)</b>  |          |             |                    |                |            |                               |          |            |                |             |                |           |             |             |          |              |        |
| Subject  | Bed-ford | Belle-fonte | Bell-wood          | Bent-ley-ville | Birds-boro | Blairs-ville                  | Blakely  | Boyer-town | Brack-en-ridge | Bridge-port | Bridge-ville   | Brook-way | Brook-ville | Brown-ville | Burn-ham | Calli-fornia |        |
| <b>CONTRACT MONTHLY RENT</b>   |          |             |                    |                |            |                               |          |            |                |             |                |           |             |             |          |              |        |
| Renter-occupied dwelling units; and vacant non-seasonal not dilapidated units, for rent.....     | 298      | 554         | 988                | 233            | 335        | 466                           | 665      | 787        | 496            | 794         | 433            | 594       | 296         | 593         | 1,302    | 344          | 405    |
| Less than \$10.....  | 59       | 8           | 13                 | 6              | 13         | 11                            | 17       | 4          | 2              | 6           | 1              | 4         | 6           | 8           | 60       | 2            | 14     |
| \$10 to \$19.....  | 174      | 65          | 159                | 70             | 122        | 153                           | 95       | 193        | 72             | 131         | 29             | 59        | 30          | 61          | 384      | 78           | 103    |
| \$20 to \$29.....  | 35       | 70          | 245                | 37             | 102        | 173                           | 186      | 352        | 190            | 297         | 108            | 150       | 78          | 146         | 307      | 129          | 110    |
| \$30 to \$39.....  | 6        | 95          | 206                | 40             | 35         | 59                            | 181      | 113        | 129            | 164         | 139            | 131       | 89          | 143         | 211      | 68           | 69     |
| \$40 to \$49.....  | ...      | 119         | 134                | 18             | 6          | 13                            | 87       | 45         | 51             | 112         | 59             | 86        | 44          | 104         | 129      | 28           | 47     |
| \$50 to \$59.....  | ...      | 86          | 96                 | 2              | 4          | 7                             | 39       | 12         | 11             | 25          | 36             | 38        | 13          | 50          | 59       | 6            | 19     |
| \$60 to \$74.....  | ...      | 48          | 52                 | ...            | 2          | 2                             | 10       | 4          | 7              | 6           | 18             | 33        | 6           | 21          | 29       | ...          | 5      |
| \$75 to \$99.....  | ...      | 9           | 11                 | 1              | ...        | 3                             | 5        | 1          | 4              | 3           | 3              | 12        | ...         | 2           | 6        | 1            | 3      |
| \$100 or more.....   | ...      | 2           | 3                  | ...            | 2          | ...                           | 1        | ...        | ...            | 3           | 4              | ...       | ...         | 1           | ...      | ...          | 3      |
| Rent free or not reported.....   | 24       | 52          | 69                 | 39             | 49         | 45                            | 44       | 62         | 30             | 50          | 37             | 57        | 30          | 57          | 116      | 32           | 32     |
| Median rent.....dollars.....   | 12.89    | 40.59       | 31.54              | 22.50          | 20.30      | 21.95                         | 30.10    | 23.70      | 27.78          | 27.68       | 34.19          | 33.98     | 31.88       | 33.64       | 24.22    | 25.77        | 26.01  |
| <b>GROSS MONTHLY RENT</b>  |          |             |                    |                |            |                               |          |            |                |             |                |           |             |             |          |              |        |
| Renter-occupied dwelling units.....  | 292      | 547         | 977                | 232            | 328        | 459                           | 655      | 783        | 493            | 785         | 431            | 580       | 294         | 586         | 1,295    | 332          | 401    |
| Less than \$10.....  | 6        | 2           | ...                | 3              | 5          | ...                           | 5        | ...        | ...            | 3           | ...            | 1         | ...         | 20          | 1        | 5            | ...    |
| \$10 to \$19.....  | 78       | 26          | 54                 | 17             | 37         | 11                            | 30       | 22         | 6              | 37          | 7              | 20        | 14          | 28          | 119      | 8            | 22     |
| \$20 to \$29.....  | 126      | 68          | 140                | 64             | 96         | 86                            | 108      | 146        | 56             | 141         | 35             | 79        | 38          | 67          | 331      | 56           | 105    |
| \$30 to \$39.....  | 46       | 80          | 246                | 58             | 84         | 172                           | 166      | 257        | 162            | 239         | 108            | 115       | 81          | 128         | 302      | 94           | 103    |
| \$40 to \$49.....  | 9        | 117         | 231                | 30             | 39         | 96                            | 158      | 195        | 165            | 187         | 136            | 145       | 69          | 147         | 186      | 91           | 69     |
| \$50 to \$59.....  | 2        | 103         | 134                | 8              | 9          | 38                            | 80       | 65         | 42             | 98          | 54             | 78        | 38          | 78          | 124      | 40           | 29     |
| \$60 to \$74.....  | ...      | 77          | 74                 | 1              | 3          | 8                             | 45       | 26         | 19             | 25          | 39             | 61        | 14          | 55          | 72       | 9            | 23     |
| \$75 to \$99.....  | ...      | 17          | 23                 | 1              | 2          | 3                             | 13       | 8          | 6              | 8           | 6              | 17        | 5           | 8           | 19       | 1            | 6      |
| \$100 or more.....   | ...      | 4           | 4                  | ...            | 2          | 2                             | 1        | 2          | 1              | ...         | 4              | 8         | ...         | 2           | 2        | ...          | 3      |
| Rent free or not reported.....   | 23       | 53          | 71                 | 50             | 51         | 43                            | 49       | 62         | 36             | 47          | 42             | 57        | 34          | 73          | 120      | 32           | 36     |
| Median rent.....dollars.....   | 22.49    | 45.57       | 40.06              | 30.47          | 29.55      | 35.99                         | 39.09    | 37.16      | 39.77          | 37.39       | 42.77          | 42.78     | 39.05       | 41.78       | 33.02    | 38.50        | 34.36  |
| <b>VALUE OF ONE-DWELLING-UNIT STRUCTURES</b>   |          |             |                    |                |            |                               |          |            |                |             |                |           |             |             |          |              |        |
| Owner-occupied dwelling units; and vacant non-seasonal not dilapidated units, for sale only..... | 252      | 324         | 494                | 439            | 527        | 529                           | 680      | 816        | 630            | 753         | 773            | 808       | 383         | 649         | 683      | 367          | 215    |
| Less than \$3,000.....   | 134      | 30          | 34                 | 64             | 92         | 58                            | 23       | 74         | 1              | 42          | 6              | 36        | 21          | 54          | 80       | 35           | 8      |
| \$3,000 to \$3,999.....  | 45       | 26          | 33                 | 82             | 100        | 65                            | 32       | 125        | 29             | 60          | 16             | 37        | 24          | 59          | 95       | 67           | 12     |
| \$4,000 to \$4,999.....  | 28       | 23          | 47                 | 89             | 68         | 74                            | 51       | 125        | 29             | 110         | 40             | 42        | 41          | 62          | 80       | 48           | 12     |
| \$5,000 to \$7,499.....  | 36       | 59          | 148                | 133            | 184        | 199                           | 296      | 304        | 254            | 292         | 242            | 207       | 159         | 230         | 220      | 142          | 64     |
| \$7,500 to \$9,999.....  | 2        | 43          | 57                 | 34             | 27         | 64                            | 140      | 109        | 156            | 119         | 194            | 152       | 68          | 110         | 83       | 50           | 55     |
| \$10,000 to \$14,999.....  | 3        | 68          | 102                | 16             | 38         | 25                            | 101      | 47         | 101            | 93          | 200            | 257       | 50          | 77          | 76       | 14           | 49     |
| \$15,000 or more.....  | ...      | 65          | 64                 | 3              | 12         | 8                             | 29       | 15         | 53             | 25          | 37             | 70        | 15          | 46          | 44       | 10           | 11     |
| Not reported.....  | 4        | 10          | 9                  | 18             | 6          | 36                            | 8        | 17         | 7              | 12          | 38             | 7         | 5           | 11          | 5        | 1            | 4      |
| Median value.....dollars.....  | 2,820    | 8,555       | 7,132              | 4,675          | 4,955      | 5,569                         | 6,947    | 5,482      | 7,438          | 6,251       | 8,268          | 8,741     | 6,618       | 6,554       | 5,905    | 5,509        | 7,882  |

<sup>1</sup> Restricted to 1-dwelling-unit properties.

Table 24.—FINANCIAL CHARACTERISTICS OF DWELLING UNITS, FOR URBAN PLACES OF 2,500 TO 10,000: 1950—Con.

[Median not shown where base is less than 100]

| Subject  | Camp Hill | Castle Shannon | Cata-sauqua | Centerville | Charleroi | Clarion | Clarks Summit | Clearfield | Clifton Heights | Clymer | Coaldale | Col-lingdale | Coplay | Corry | Cou-dera-port | Craf-ton | Cree-son |
|--|-----------|----------------|-------------|-------------|-----------|---------|---------------|------------|-----------------|--------|----------|--------------|--------|-------|---------------|----------|----------|
| <b>CONTRACT MONTHLY RENT</b>   |           |                |             |             |           |         |               |            |                 |        |          |              |        |       |               |          |          |
| Renter-occupied dwelling units; and vacant non-seasonal not dilapidated units, for rent.....     | 472       | 596            | 534         | 436         | 1,584     | 560     | 202           | 1,302      | 341             | 247    | 411      | 623          | 203    | 970   | 402           | 1,149    | 300      |
| Less than \$10.....  | ...       | 2              | 16          | 90          | 14        | 2       | 2             | 9          | 17              | 15     | 2        | ...          | 9      | 15    | 33            | 4        | 4        |
| \$10 to \$19.....  | 5         | 19             | 143         | 170         | 227       | 28      | 16            | 91         | 28              | 135    | 111      | 7            | 84     | 179   | 64            | 11       | 45       |
| \$20 to \$29.....  | 22        | 48             | 109         | 54          | 492       | 98      | 41            | 258        | 52              | 56     | 136      | 81           | 57     | 349   | 108           | 65       | 108      |
| \$30 to \$39.....  | 47        | 75             | 91          | 15          | 346       | 150     | 48            | 322        | 57              | 25     | 49       | 157          | 21     | 197   | 98            | 125      | 78       |
| \$40 to \$49.....  | 67        | 67             | 47          | 9           | 227       | 119     | 28            | 282        | 55              | 2      | 23       | 129          | 11     | 93    | 46            | 207      | 27       |
| \$50 to \$59.....  | 92        | 39             | 20          | 1           | 95        | 65      | 21            | 121        | 29              | 1      | 10       | 78           | 1      | 29    | 10            | 234      | 11       |
| \$60 to \$74.....  | 87        | 22             | 21          | 1           | 38        | 26      | 13            | 72         | 24              | 1      | 1        | 83           | ...    | 9     | 1             | 165      | 1        |
| \$75 to \$99.....  | 92        | 64             | 19          | 2           | 10        | 7       | 9             | 39         | 42              | ...    | 2        | 44           | ...    | 3     | ...           | 135      | ...      |
| \$100 or more.....   | 16        | 226            | 7           | 2           | 1         | 2       | 2             | 4          | 9               | ...    | ...      | 4            | ...    | 3     | 1             | 43       | 1        |
| Rent free or not reported.....   | 44        | 34             | 61          | 92          | 134       | 63      | 22            | 104        | 28              | 12     | 77       | 40           | 20     | 93    | 41            | 160      | 25       |
| Median rent..... dollars.....  | 57.43     | 78.02          | 26.74       | 13.40       | 29.34     | 37.61   | 36.35         | 36.89      | 39.95           | 15.54  | 23.20    | 43.10        | 19.36  | 26.69 | 27.70         | 53.03    | 27.73    |
| <b>GROSS MONTHLY RENT</b>  |           |                |             |             |           |         |               |            |                 |        |          |              |        |       |               |          |          |
| Renter-occupied dwelling units.....  | 467       | 568            | 528         | 429         | 1,567     | 554     | 202           | 1,282      | 338             | 243    | 405      | 614          | 202    | 941   | 391           | 1,040    | 298      |
| Less than \$10.....  | ...       | 4              | 1           | 16          | 8         | 1       | 1             | 4          | ...             | ...    | ...      | ...          | 2      | 5     | 5             | 1        | 2        |
| \$10 to \$19.....  | ...       | 5              | 17          | 102         | 67        | 6       | 1             | 49         | 9               | 43     | 8        | ...          | 7      | 38    | 41            | 8        | 9        |
| \$20 to \$29.....  | 7         | 20             | 92          | 135         | 290       | 57      | 18            | 143        | 31              | 104    | 59       | 15           | 55     | 203   | 62            | 38       | 65       |
| \$30 to \$39.....  | 31        | 58             | 153         | 48          | 440       | 104     | 24            | 236        | 48              | 47     | 134      | 91           | 72     | 279   | 96            | 90       | 103      |
| \$40 to \$49.....  | 45        | 70             | 108         | 16          | 348       | 124     | 45            | 311        | 60              | 26     | 76       | 127          | 36     | 203   | 81            | 148      | 56       |
| \$50 to \$59.....  | 78        | 48             | 38          | 8           | 161       | 102     | 29            | 195        | 55              | 9      | 40       | 125          | 8      | 82    | 36            | 193      | 23       |
| \$60 to \$74.....  | 93        | 35             | 34          | ...         | 88        | 69      | 35            | 105        | 34              | 2      | 19       | 129          | 1      | 29    | 26            | 245      | 9        |
| \$75 to \$99.....  | 125       | 53             | 15          | 1           | 25        | 21      | 18            | 53         | 37              | ...    | ...      | 52           | ...    | 6     | ...           | 183      | 4        |
| \$100 or more.....   | 40        | 208            | 9           | 3           | 4         | 4       | 7             | 16         | ...             | ...    | 12       | ...          | ...    | ...   | 1             | 58       | 1        |
| Rent free or not reported.....   | 48        | 67             | 61          | 100         | 136       | 66      | 24            | 179        | 48              | 12     | 67       | 61           | 21     | 96    | 43            | 76       | 26       |
| Median rent..... dollars.....  | 67.32     | 79.45          | 37.16       | 22.17       | 37.38     | 45.63   | 49.50         | 43.34      | 49.00           | 25.46  | 37.15    | 52.82        | 32.51  | 36.01 | 36.56         | 59.74    | 35.11    |
| <b>VALUE OF ONE-DWELLING-UNIT STRUCTURES</b>   |           |                |             |             |           |         |               |            |                 |        |          |              |        |       |               |          |          |
| Owner-occupied dwelling units; and vacant non-seasonal not dilapidated units, for sale only..... | 1,330     | 813            | 722         | 938         | 1,031     | 522     | 585           | 1,179      | 1,487           | 375    | 736      | 1,577        | 453    | 1,231 | 488           | 974      | 290      |
| Less than \$3,000.....   | 12        | 10             | 51          | 335         | 19        | 20      | 9             | 69         | 31              | 187    | 56       | 2            | 7      | 158   | 60            | 9        | 16       |
| \$3,000 to \$3,999.....  | 7         | 9              | 98          | 150         | 51        | 21      | 17            | 101        | 11              | 78     | 108      | 2            | 47     | 213   | 66            | 12       | 18       |
| \$4,000 to \$4,999.....  | 9         | 13             | 95          | 125         | 86        | 41      | 24            | 145        | 26              | 39     | 111      | 13           | 63     | 175   | 64            | 19       | 24       |
| \$5,000 to \$7,499.....  | 60        | 107            | 251         | 151         | 398       | 189     | 116           | 414        | 246             | 54     | 334      | 346          | 177    | 403   | 153           | 100      | 111      |
| \$7,500 to \$9,999.....  | 149       | 192            | 113         | 36          | 287       | 106     | 137           | 164        | 824             | 6      | 80       | 857          | 90     | 130   | 71            | 196      | 65       |
| \$10,000 to \$14,999.....  | 443       | 415            | 68          | 34          | 132       | 99      | 172           | 173        | 254             | 4      | 37       | 276          | 57     | 67    | 44            | 427      | 35       |
| \$15,000 or more.....  | 624       | 47             | 38          | 7           | 48        | 37      | 87            | 98         | 46              | 4      | 8        | 53           | 7      | 35    | 21            | 189      | 17       |
| Not reported.....  | 26        | 20             | 8           | 100         | 10        | 9       | 23            | 15         | 49              | 3      | 2        | 28           | 5      | 50    | 9             | 22       | 4        |
| Median value..... dollars.....   | 14,634    | 10,739         | 6,051       | 3,510       | 7,201     | 7,280   | 9,549         | 6,571      | 8,679           | 2,943  | 5,494    | 8,650        | 6,400  | 5,203 | 5,789         | 11,589   | 6,923    |
| <b>CONTRACT MONTHLY RENT</b>   |           |                |             |             |           |         |               |            |                 |        |          |              |        |       |               |          |          |
| Renter-occupied dwelling units; and vacant non-seasonal not dilapidated units, for rent.....     | 346       | 494            | 245         | 1,004       | 389       | 1,135   | 544           | 685        | 568             | 413    | 636      | 613          | 303    | 267   | 237           | 872      | 922      |
| Less than \$10.....  | 13        | 6              | 7           | 38          | 16        | 32      | 7             | 1          | 9               | 12     | 13       | 14           | ...    | ...   | 2             | 8        | 6        |
| \$10 to \$19.....  | 55        | 77             | 89          | 346         | 81        | 534     | 71            | 45         | 68              | 268    | 297      | 258          | ...    | ...   | 10            | 67       | 65       |
| \$20 to \$29.....  | 114       | 170            | 63          | 227         | 114       | 363     | 140           | 122        | 50              | 74     | 171      | 227          | 10     | 49    | 92            | 272      | 173      |
| \$30 to \$39.....  | 84        | 122            | 39          | 150         | 69        | 82      | 131           | 135        | 313             | 11     | 51       | 54           | 43     | 79    | 39            | 308      | 280      |
| \$40 to \$49.....  | 42        | 55             | 11          | 94          | 50        | 28      | 58            | 126        | 53              | 5      | 21       | 91           | 37     | 11    | 110           | 190      | 190      |
| \$50 to \$59.....  | 6         | 20             | 2           | 30          | 14        | 7       | 38            | 89         | 34              | 2      | 3        | 2            | 69     | 33    | 1             | 33       | 106      |
| \$60 to \$74.....  | 2         | 12             | ...         | 20          | 4         | 9       | 27            | 70         | 13              | ...    | ...      | 2            | 40     | 16    | ...           | 9        | 62       |
| \$75 to \$99.....  | 1         | 2              | ...         | 2           | 3         | 2       | 14            | 39         | 6               | 1      | ...      | 2            | ...    | 32    | 11            | 1        | 5        |
| \$100 or more.....   | ...       | ...            | 1           | 2           | ...       | ...     | 1             | 7          | 1               | 1      | ...      | 1            | 6      | 1     | ...           | 1        | 4        |
| Rent free or not reported.....   | 29        | 30             | 33          | 85          | 38        | 78      | 57            | 51         | 21              | 39     | 88       | 34           | 11     | 31    | 29            | 59       | 28       |
| Median rent..... dollars.....  | 27.36     | 28.19          | 21.35       | 22.50       | 26.68     | 18.96   | 31.43         | 40.61      | 36.12           | 16.52  | 18.59    | 20.13        | 49.64  | 36.94 | 23.07         | 31.30    | 36.81    |
| <b>GROSS MONTHLY RENT</b>  |           |                |             |             |           |         |               |            |                 |        |          |              |        |       |               |          |          |
| Renter-occupied dwelling units.....  | 344       | 489            | 242         | 987         | 388       | 1,120   | 533           | 677        | 568             | 412    | 631      | 608          | 297    | 266   | 237           | 871      | 912      |
| Less than \$10.....  | 3         | 1              | 2           | 1           | 4         | 8       | ...           | ...        | 1               | 2      | 1        | ...          | 1      | ...   | ...           | 5        | 1        |
| \$10 to \$19.....  | 30        | 17             | 14          | 49          | 37        | 77      | 14            | 9          | 17              | 50     | 25       | 44           | 1      | 2     | 7             | 25       | 19       |
| \$20 to \$29.....  | 61        | 107            | 63          | 267         | 70        | 390     | 32            | 38         | 51              | 176    | 188      | 196          | 6      | 17    | 49            | 102      | 70       |
| \$30 to \$39.....  | 112       | 142            | 73          | 254         | 104       | 368     | 138           | 100        | 298             | 110    | 217      | 217          | 24     | 45    | 67            | 248      | 149      |
| \$40 to \$49.....  | 68        | 125            | 33          | 207         | 70        | 143     | 129           | 164        | 74              | 22     | 75       | 92           | 70     | 77    | 59            | 245      | 213      |
| \$50 to \$59.....  | 30        | 45             | 15          | 74          | 40        | 29      | 70            | 127        | 52              | 4      | 22       | 16           | 82     | 46    | 20            | 75       | 217      |
| \$60 to \$74.....  | 8         | 19             | 5           | 35          | 20        | 20      | 56            | 109        | 40              | 4      | 6        | 6            | 61     | 29    | 4             | 17       | 163      |
| \$75 to \$99.....  | 1         | 6              | 2           | 5           | 2         | 8       | 15            | 57         | 9               | 1      | ...      | 2            | 32     | 16    | 1             | 5        | 38       |
| \$100 or more.....   | ...       | ...            | 1           | 2           | 1         | ...     | 5             | 15         | 2               | 2      | 4        | 1            | 8      | 4     | ...           | ...      | 7        |
| Rent free or not reported.....   | 31        | 27             | 34          | 93          | 40        | 77      | 74            | 58         | 24              | 41     | 93       | 34           | 12     | 30    | 30            | 149      | 35       |
| Median rent..... dollars.....  | 34.83     | 36.85          | 32.48       | 34.28       | 35.48     | 30.53   | 43.03         | 49.41      | 37.46           | 27.60  | 31.60    | 31.32        | 54.44  | 46.51 | 36.35         | 38.74    | 48.87    |
| <b>VALUE OF ONE-DWELLING-UNIT STRUCTURES</b>   |           |                |             |             |           |         |               |            |                 |        |          |              |        |       |               |          |          |
| Owner-occupied dwelling units; and vacant non-seasonal not dilapidated units, for sale only..... | 514       | 318            | 586         | 887         | 600       | 822     | 670           | 791        | 401             | 394    | 828      | 234          | 567    | 501   | 526           | 346      | 821      |
| Less than \$3,000.....   | 84        | 25             | 31          | 141         | 34        | 80      | 15            | 2          | 12              | 34     | 143      | 18           | 2      | 4     | 47            | 6        | 44       |
| \$3,000 to \$3,999.....  | 88        | 31             | 48          | 148         | 59        | 130     | 16            | 9          | 5               | 62     | 175      | 54           | ...    | 21    | 84            | 5        | 45       |
| \$4,000 to \$4,999.....  | 79        | 36             | 58          | 154         | 75        | 170     | 31            | 15         | 12              | 77     | 143      | 44           | 1      | 34    | 124           | 23       | 64       |
| \$5,000 to \$7,499.....  | 164       | 109            | 252         | 278         | 251       | 328     | 172           | 178        | 67              | 164    | 278      | 91           | 46     | 160   | 181           | 105      | 288      |
| \$7,500 to \$9,999.....  | 47        | 61             | 95          | 66          | 103       | 52      | 209           | 160        | 223             | 30     | 48       | 17           | 244    | 138   | 44            | 106      | 192      |
| \$10,000 to \$14,999.....  | 34        | 32             | 66          | 53          | 54        | 36      | 152           | 243        | 39              | 18     | 25       | 5            | 222    | 104   | 26            | 80       | 127      |
| \$15,000 or more.....  | 15        | 10             | 31          | 15          | 11        | 22      | 67            | 166        | 7               | 2      | 4        | ...          | 39     | 28    | 10            | 6        | 50       |
| Not reported.....  | 3         | 14             | 5           | 32          | 13        | 4       | 8             | 18         | 36              | 7      | 12       | 5            | 13     | 12    | 10            | 15       | 11       |
| Median value..... dollars.....   | 5,001     | 6,319          | 6,565       | 4,849       | 6,143     | 5,108   | 8,610         | 10,413     | 8,420           | 5,206  | 4,579    | 4,916        | 9,786  | 7,912 | 4,978         | 8,075    | 7,176    |

<sup>1</sup> Restricted to 1-dwelling-unit properties.

Table 24.—FINANCIAL CHARACTERISTICS OF DWELLING UNITS, FOR URBAN PLACES OF 2,500 TO 10,000: 1950—Con.

[Median not shown where base is less than 100]

| Subject  | Ebensburg | Eddystone | Edgewood | Edgewood-Fairview (uninc.) | Edwardsville | Elizabeth | Elizabethtown | Emmaus | Emporium | Emsworth | Ephrata | Etna  | Exeter | Faxon-Kenmar (uninc.) | Ferndale | Ford City | Forest City |
|--|-----------|-----------|----------|----------------------------|--------------|-----------|---------------|--------|----------|----------|---------|-------|--------|-----------------------|----------|-----------|-------------|
| <b>CONTRACT MONTHLY RENT</b>   |           |           |          |                            |              |           |               |        |          |          |         |       |        |                       |          |           |             |
| Renter-occupied dwelling units; and vacant non-seasonal not dilapidated units, for rent.....     | 517       | 337       | 648      | 617                        | 1,042        | 369       | 862           | 631    | 540      | 261      | 1,075   | 847   | 489    | 377                   | 271      | 614       | 464         |
| Less than \$10.....  | 1         | 5         | ...      | 14                         | 16           | 2         | 11            | 13     | 2        | 1        | 24      | 2     | ...    | ...                   | ...      | 4         | 36          |
| \$10 to \$19.....  | 40        | 13        | ...      | 308                        | 373          | 43        | 168           | 165    | 48       | 11       | 233     | 167   | 105    | 11                    | 11       | 144       | 245         |
| \$20 to \$29.....  | 121       | 28        | 11       | 165                        | 466          | 126       | 312           | 167    | 152      | 25       | 396     | 280   | 187    | 43                    | 46       | 226       | 83          |
| \$30 to \$39.....  | 151       | 157       | 40       | 49                         | 93           | 94        | 186           | 89     | 126      | 48       | 189     | 190   | 103    | 221                   | 103      | 100       | 25          |
| \$40 to \$49.....  | 98        | 51        | 79       | 15                         | 30           | 36        | 56            | 62     | 98       | 62       | 91      | 81    | 31     | 28                    | 61       | 52        | 13          |
| \$50 to \$59.....  | 39        | 36        | 133      | 6                          | 16           | 15        | 40            | 35     | 37       | 58       | 32      | 39    | 17     | 20                    | 20       | 21        | 7           |
| \$60 to \$69.....  | 20        | 24        | 146      | 4                          | 5            | 6         | 19            | 10     | 21       | 25       | 24      | 12    | 8      | 27                    | 11       | 10        | ...         |
| \$70 to \$74.....  | 2         | 6         | 108      | 2                          | 1            | 2         | 8             | 19     | 6        | 3        | 7       | 8     | 2      | 5                     | 6        | 5         | ...         |
| \$75 to \$99.....  | 2         | ...       | 99       | 1                          | 1            | 1         | 4             | 9      | 1        | 5        | 5       | 4     | 4      | 2                     | 2        | 1         | ...         |
| \$100 or more.....   | 43        | 17        | 32       | 53                         | 41           | 44        | 58            | 62     | 49       | 23       | 74      | 64    | 32     | 18                    | 11       | 51        | 55          |
| Rent free or not reported.....   | 34.69     | 37.63     | 64.12    | 18.41                      | 21.64        | 28.90     | 26.39         | 25.67  | 33.38    | 44.98    | 24.61   | 27.46 | 26.19  | 32.39                 | 37.00    | 25.14     | 16.90       |
| Median rent.....dollars.....   |           |           |          |                            |              |           |               |        |          |          |         |       |        |                       |          |           |             |
| <b>GROSS MONTHLY RENT</b>  |           |           |          |                            |              |           |               |        |          |          |         |       |        |                       |          |           |             |
| Renter-occupied dwelling units.....  | 510       | 326       | 625      | 614                        | 1,040        | 369       | 854           | 616    | 531      | 259      | 1,068   | 842   | 488    | 377                   | 269      | 612       | 455         |
| Less than \$10.....  | 5         | 4         | 4        | 4                          | ...          | ...       | 5             | 2      | ...      | ...      | 7       | 1     | ...    | ...                   | ...      | ...       | 3           |
| \$10 to \$19.....  | 12        | 7         | ...      | 63                         | 43           | 4         | 11            | 21     | 9        | 4        | 47      | 43    | 10     | 5                     | 1        | 25        | 73          |
| \$20 to \$29.....  | 48        | 10        | 10       | 198                        | 186          | 51        | 101           | 95     | 61       | 9        | 142     | 156   | 68     | 9                     | 16       | 104       | 170         |
| \$30 to \$39.....  | 108       | 24        | 24       | 173                        | 380          | 100       | 301           | 182    | 132      | 27       | 346     | 230   | 151    | 187                   | 46       | 215       | 92          |
| \$40 to \$49.....  | 123       | 79        | 69       | 71                         | 265          | 98        | 237           | 122    | 122      | 56       | 248     | 175   | 116    | 74                    | 79       | 121       | 39          |
| \$50 to \$59.....  | 79        | 112       | 77       | 31                         | 69           | 33        | 91            | 70     | 93       | 49       | 109     | 83    | 72     | 21                    | 61       | 58        | 13          |
| \$60 to \$69.....  | 45        | 62        | 169      | 10                         | 18           | 20        | 44            | 33     | 45       | 65       | 61      | 48    | 25     | 31                    | 38       | 23        | 2           |
| \$70 to \$74.....  | 16        | 11        | 143      | 6                          | 2            | 4         | 6             | 15     | 17       | 16       | 25      | 16    | 8      | 19                    | 8        | 13        | 1           |
| \$75 to \$99.....  | 1         | ...       | 98       | 3                          | 1            | 1         | 7             | 13     | 3        | 4        | 3       | 7     | 4      | 6                     | 4        | 1         | ...         |
| \$100 or more.....   | 73        | 17        | 31       | 55                         | 76           | 58        | 51            | 63     | 49       | 29       | 80      | 83    | 34     | 25                    | 16       | 52        | 62          |
| Rent free or not reported.....   | 43.20     | 52.22     | 69.53    | 30.18                      | 36.45        | 39.55     | 39.02         | 38.10  | 42.70    | 53.38    | 38.20   | 37.02 | 39.37  | 38.52                 | 47.54    | 36.69     | 26.75       |
| Median rent.....dollars.....   |           |           |          |                            |              |           |               |        |          |          |         |       |        |                       |          |           |             |
| <b>VALUE OF ONE-DWELLING-UNIT STRUCTURES</b>   |           |           |          |                            |              |           |               |        |          |          |         |       |        |                       |          |           |             |
| Owner-occupied dwelling units; and vacant non-seasonal not dilapidated units, for sale only..... | 474       | 394       | 734      | 1,526                      | 524          | 301       | 483           | 1,384  | 432      | 427      | 932     | 841   | 580    | 458                   | 423      | 737       | 315         |
| Less than \$3,000.....   | 10        | ...       | 4        | 239                        | 37           | 10        | 6             | 44     | 9        | 3        | 10      | 41    | 44     | 6                     | 3        | 79        | 124         |
| \$3,000 to \$3,999.....  | 21        | 2         | 1        | 259                        | 68           | 17        | 7             | 102    | 10       | 5        | 29      | 67    | 67     | 4                     | 5        | 87        | 57          |
| \$4,000 to \$4,999.....  | 23        | 5         | 4        | 286                        | 109          | 18        | 24            | 128    | 21       | 13       | 67      | 74    | 79     | 15                    | 12       | 88        | 45          |
| \$5,000 to \$7,499.....  | 126       | 77        | 19       | 532                        | 218          | 98        | 93            | 377    | 133      | 79       | 302     | 276   | 224    | 55                    | 79       | 269       | 68          |
| \$7,500 to \$9,999.....  | 113       | 216       | 92       | 103                        | 50           | 69        | 88            | 282    | 101      | 137      | 194     | 192   | 74     | 78                    | 145      | 114       | 8           |
| \$10,000 to \$14,999.....  | 103       | 83        | 357      | 65                         | 28           | 45        | 144           | 313    | 98       | 153      | 200     | 148   | 52     | 162                   | 143      | 65        | 6           |
| \$15,000 or more.....  | 68        | 10        | 246      | 27                         | 4            | 23        | 115           | 125    | 32       | 26       | 109     | 35    | 21     | 106                   | 28       | 28        | 1           |
| Not reported.....  | 10        | 1         | 11       | 15                         | 10           | 21        | 6             | 13     | 28       | 11       | 21      | 8     | 19     | 32                    | 8        | 7         | 6           |
| Median value.....dollars.....  | 8,600     | 8,752     | 13,332   | 4,850                      | 5,331        | 7,374     | 10,662        | 7,756  | 8,168    | 9,421    | 8,062   | 7,066 | 6,040  | 11,648                | 9,321    | 5,883     | 3,485       |

| Subject  | Forest Hills | Forty Fort | Fountain Hill | Frankville | Freedom | Free-land | Free-port | Gal-litzin | Gettysburg | Gilberton | Gil-rardville | Glassport | Glen Lyon (uninc.) | Glen-olden | Green-castle | Green Tree | Green-ville |
|--|--------------|------------|---------------|------------|---------|-----------|-----------|------------|------------|-----------|---------------|-----------|--------------------|------------|--------------|------------|-------------|
| <b>CONTRACT MONTHLY RENT</b>   |              |            |               |            |         |           |           |            |            |           |               |           |                    |            |              |            |             |
| Renter-occupied dwelling units; and vacant non-seasonal not dilapidated units, for rent.....     | 403          | 703        | 412           | 626        | 280     | 791       | 367       | 264        | 1,215      | 297       | 346           | 1,015     | 643                | 572        | 437          | 189        | 936         |
| Less than \$10.....  | 2            | ...        | ...           | 9          | 1       | 2         | 6         | 24         | 4          | 36        | 8             | 5         | 11                 | ...        | ...          | ...        | 7           |
| \$10 to \$19.....  | 10           | 17         | 19            | 132        | 28      | 212       | 54        | 90         | 121        | 203       | 99            | 108       | 310                | ...        | 137          | 10         | 121         |
| \$20 to \$29.....  | 25           | 96         | 75            | 224        | 73      | 355       | 122       | 89         | 237        | 20        | 140           | 360       | 241                | 12         | 145          | 28         | 243         |
| \$30 to \$39.....  | 59           | 181        | 88            | 111        | 74      | 111       | 97        | 12         | 283        | 3         | 43            | 294       | 31                 | 132        | 66           | 27         | 192         |
| \$40 to \$49.....  | 94           | 168        | 99            | 52         | 45      | 27        | 42        | 4          | 235        | 2         | 17            | 110       | 2                  | 211        | 24           | 17         | 162         |
| \$50 to \$59.....  | 65           | 93         | 60            | 19         | 14      | 18        | 13        | 1          | 136        | ...       | 2             | 53        | 4                  | 73         | 7            | 13         | 75          |
| \$60 to \$69.....  | 61           | 59         | 28            | 3          | 8       | 5         | 7         | ...        | 72         | ...       | 2             | 17        | 4                  | 80         | 3            | 6          | 48          |
| \$70 to \$74.....  | 48           | 38         | 7             | 7          | ...     | 5         | ...       | ...        | 8          | ...       | 2             | 3         | 1                  | 33         | ...          | 27         | 2           |
| \$75 to \$99.....  | 13           | 6          | 7             | 5          | ...     | 1         | 1         | 1          | 5          | ...       | 4             | ...       | 5                  | ...        | 49           | ...        | ...         |
| \$100 or more.....   | 26           | 45         | 29            | 64         | 37      | 55        | 25        | 43         | 117        | 33        | 33            | 61        | 39                 | 26         | 37           | 12         | 86          |
| Rent free or not reported.....   | 49.34        | 41.58      | 40.46         | 25.30      | 32.29   | 23.47     | 28.67     | 19.06      | 36.36      | 13.71     | 22.84         | 29.62     | 19.06              | 45.61      | 22.38        | 54.50      | 32.40       |
| Median rent.....dollars.....   |              |            |               |            |         |           |           |            |            |           |               |           |                    |            |              |            |             |
| <b>GROSS MONTHLY RENT</b>  |              |            |               |            |         |           |           |            |            |           |               |           |                    |            |              |            |             |
| Renter-occupied dwelling units.....  | 400          | 699        | 410           | 617        | 275     | 783       | 365       | 263        | 1,206      | 296       | 345           | 1,003     | 626                | 560        | 430          | 187        | 921         |
| Less than \$10.....  | 1            | ...        | ...           | 3          | ...     | ...       | 1         | 1          | 1          | 2         | ...           | 2         | ...                | ...        | 4            | ...        | ...         |
| \$10 to \$19.....  | 6            | 3          | 3             | 24         | 9       | 13        | 12        | 37         | 20         | 54        | 17            | 27        | 31                 | ...        | 33           | 5          | 31          |
| \$20 to \$29.....  | 15           | 19         | 17            | 76         | 30      | 82        | 68        | 87         | 122        | 94        | 65            | 169       | 169                | 4          | 119          | 17         | 136         |
| \$30 to \$39.....  | 40           | 60         | 53            | 178        | 78      | 249       | 111       | 73         | 220        | 88        | 105           | 288       | 257                | 115        | 144          | 24         | 232         |
| \$40 to \$49.....  | 85           | 152        | 115           | 152        | 72      | 253       | 85        | 14         | 285        | 18        | 80            | 260       | 103                | 195        | 65           | 23         | 205         |
| \$50 to \$59.....  | 60           | 170        | 97            | 80         | 36      | 87        | 41        | 6          | 248        | 5         | 25            | 101       | 20                 | 73         | 20           | 16         | 123         |
| \$60 to \$69.....  | 70           | 157        | 70            | 29         | 11      | 27        | 16        | 1          | 142        | 2         | 2             | 44        | 3                  | 96         | 6            | 13         | 73          |
| \$70 to \$74.....  | 67           | 70         | 15            | 4          | 2       | 7         | 4         | ...        | 43         | 1         | 1             | 15        | 5                  | 40         | 1            | 28         | 19          |
| \$75 to \$99.....  | 18           | 17         | 10            | 10         | ...     | 3         | 1         | 1          | 5          | ...       | 2             | 3         | 1                  | 10         | ...          | 48         | 1           |
| \$100 or more.....   | 38           | 51         | 30            | 61         | 37      | 62        | 26        | 43         | 120        | 32        | 48            | 94        | 37                 | 27         | 38           | 13         | 101         |
| Rent free or not reported.....   | 55.17        | 54.79      | 49.71         | 39.35      | 39.78   | 40.15     | 36.88     | 27.63      | 45.82      | 27.66     | 35.57         | 38.46     | 32.88              | 47.06      | 31.91        | 61.81      | 40.04       |
| Median rent.....dollars.....   |              |            |               |            |         |           |           |            |            |           |               |           |                    |            |              |            |             |
| <b>VALUE OF ONE-DWELLING-UNIT STRUCTURES</b>   |              |            |               |            |         |           |           |            |            |           |               |           |                    |            |              |            |             |
| Owner-occupied dwelling units; and vacant non-seasonal not dilapidated units, for sale only..... | 1,275        | 910        | 896           | 1,012      | 463     | 443       | 325       | 433        | 500        | 387       | 551           | 898       | 284                | 1,083      | 310          | 573        | 1,424       |
| Less than \$3,000.....   | 5            | 7          | 14            | 116        | 27      | 49        | 36        | 155        | 25         | 328       | 80            | 35        | 31                 | 4          | 18           | 3          | 55          |
| \$3,000 to \$3,999.....  | 13           | 5          | 13            | 165        | 35      | 62        | 32        | 103        | 21         | 22        | 82            | 69        | 58                 | ...        | 23           | 12         | 75          |
| \$4,000 to \$4,999.....  | 12           | 19         | 43            | 217        | 98      | 85        | 35        | 84         | 25         | 6         | 108           | 86        | 46                 | 6          | 18           | 7          | 139         |
| \$5,000 to \$7,499.....  | 64           | 215        | 196           | 360        | 197     | 128       | 113       | 69         | 123        | 7         | 224           | 251       | 102                | 98         | 97           | 44         | 575         |
| \$7,500 to \$9,999.....  | 164          | 170        | 279           | 56         | 60      | 50        | 64        | 12         | 77         | ...       | 19            | 194       | 29                 | 459        | 53           | 44         | 294         |
| \$10,000 to \$14,999.....  | 658          | 335        | 254           | 35         | 35      | 40        | 31        | 5          | 110        | 1         | 20            | 197       | 13                 | 429        | 61           | 226        | 193         |
| \$15,000 or more.....  | 333          | 147        | 79            | 16         | 8       | 18        | 8         | 1          | 100        | 4         | 9             | 52        | 2                  | 71         | 23           | 227        | 74          |
| Not reported.....  | 26           | 12         | 18            | 47         | 3       | 11        | 6         | 4          | 19         | 19        | 9             | 14        | 3                  | 16         | 17           | 10         | 19          |
| Median value.....dollars.....  | 12,735       | 10,443     | 9,000         | 4,879      | 5,695   | 5,224     | 6,239     | 3,528      | 8,960      | 1,339     | 4,959         | 7,463     | 5,060              | 9,768      | 7,186        | 13,744     | 6,852       |

<sup>1</sup> Restricted to 1-dwelling-unit properties.

Table 24.—FINANCIAL CHARACTERISTICS OF DWELLING UNITS, FOR URBAN PLACES OF 2,500 TO 10,000: 1950—Con.

[Median not shown where base is less than 100]

| Subject  | Grove City | Ham-burg | Hat-boro | Hel-ler-town | High-spire | Har-shney-Svata-ra (uninc.) | Hol-lidays-burg | Hones-dale | Hum-mels-town | Hunt-ington | In-gram | Irwin | Jenkin-town | Jermyn | Jersey Shore | John-son-burg | Kane  |
|--|------------|----------|----------|--------------|------------|-----------------------------|-----------------|------------|---------------|-------------|---------|-------|-------------|--------|--------------|---------------|-------|
| <b>CONTRACT MONTHLY RENT</b>   |            |          |          |              |            |                             |                 |            |               |             |         |       |             |        |              |               |       |
| Renter-occupied dwelling units; and vacant non-seasonal nor dilapidated units, for rent.....     | 829        | 481      | 281      | 404          | 682        | 305                         | 756             | 823        | 562           | 1,068       | 433     | 637   | 436         | 307    | 752          | 459           | 749   |
| Less than \$10.....  | 1          | 10       | ...      | 1            | 5          | 4                           | 17              | 3          | 3             | 4           | ...     | 1     | 1           | 9      | 8            | 5             | 1     |
| \$10 to \$19.....  | 56         | 103      | 7        | 28           | 93         | 53                          | 164             | 112        | 101           | 84          | 4       | 62    | 18          | 121    | 148          | 108           | 111   |
| \$20 to \$29.....  | 213        | 152      | 29       | 121          | 159        | 65                          | 158             | 234        | 219           | 235         | 25      | 175   | 34          | 113    | 249          | 210           | 262   |
| \$30 to \$39.....  | 257        | 111      | 40       | 117          | 213        | 106                         | 136             | 215        | 110           | 307         | 77      | 154   | 51          | 25     | 202          | 86            | 177   |
| \$40 to \$49.....  | 130        | 45       | 42       | 63           | 110        | 29                          | 78              | 120        | 51            | 234         | 109     | 109   | 99          | 7      | 74           | 14            | 85    |
| \$50 to \$59.....  | 73         | 12       | 48       | 22           | 15         | 12                          | 56              | 52         | 22            | 105         | 85      | 71    | 58          | 2      | 19           | 6             | 29    |
| \$60 to \$74.....  | 22         | 9        | 47       | 10           | 13         | 8                           | 27              | 12         | 4             | 29          | 36      | 26    | 56          | ...    | 5            | 1             | 4     |
| \$75 to \$99.....  | 1          | 1        | 33       | 4            | 14         | 3                           | 17              | 3          | 2             | 8           | 18      | 4     | 62          | ...    | 2            | 1             | 1     |
| \$100 or more.....   | 1          | 3        | 5        | 2            | 6          | 1                           | 7               | 1          | 3             | 2           | 4       | ...   | 18          | ...    | ...          | 1             | 1     |
| Rent free or not reported.....   | 75         | 35       | 30       | 36           | 54         | 24                          | 96              | 71         | 47            | 60          | 75      | 35    | 39          | 28     | 47           | 28            | 78    |
| Median rent.....dollars.....   | 33.19      | 26.84    | 51.06    | 32.71        | 31.98      | 30.55                       | 28.95           | 30.77      | 26.84         | 35.66       | 46.20   | 33.88 | 49.05       | 20.22  | 27.47        | 24.16         | 28.00 |
| <b>GROSS MONTHLY RENT</b>  |            |          |          |              |            |                             |                 |            |               |             |         |       |             |        |              |               |       |
| Renter-occupied dwelling units.....  | 823        | 480      | 275      | 403          | 676        | 303                         | 749             | 812        | 560           | 1,059       | 373     | 626   | 430         | 297    | 749          | 459           | 734   |
| Less than \$10.....  | ...        | 2        | ...      | ...          | ...        | 1                           | 4               | 1          | ...           | 1           | ...     | 1     | 1           | ...    | 1            | 2             | ...   |
| \$10 to \$19.....  | 13         | 15       | 2        | 4            | 7          | 6                           | 40              | 23         | 2             | 23          | 2       | 13    | 7           | 11     | 22           | 15            | 26    |
| \$20 to \$29.....  | 100        | 86       | 8        | 36           | 55         | 39                          | 138             | 98         | 79            | 133         | 8       | 83    | 18          | 61     | 119          | 128           | 146   |
| \$30 to \$39.....  | 200        | 147      | 25       | 113          | 174        | 126                         | 173             | 184        | 173           | 238         | 37      | 150   | 29          | 110    | 240          | 187           | 246   |
| \$40 to \$49.....  | 224        | 90       | 31       | 129          | 203        | 62                          | 122             | 203        | 167           | 294         | 83      | 140   | 63          | 57     | 203          | 72            | 154   |
| \$50 to \$59.....  | 119        | 45       | 69       | 52           | 117        | 29                          | 78              | 151        | 60            | 212         | 99      | 118   | 77          | 18     | 76           | 20            | 56    |
| \$60 to \$74.....  | 68         | 15       | 49       | 21           | 34         | 11                          | 59              | 54         | 21            | 71          | 82      | 69    | 78          | 4      | 27           | 3             | 28    |
| \$75 to \$99.....  | 20         | 2        | 42       | 9            | 15         | 4                           | 26              | 17         | 5             | 15          | 28      | 15    | 80          | 1      | 3            | 1             | 4     |
| \$100 or more.....   | 3          | 3        | 10       | 2            | 11         | 1                           | 11              | 1          | 4             | 2           | 8       | ...   | 28          | 1      | ...          | 1             | 1     |
| Rent free or not reported.....   | 76         | 75       | 39       | 37           | 60         | 24                          | 98              | 80         | 49            | 70          | 26      | 37    | 49          | 34     | 58           | 30            | 73    |
| Median rent.....dollars.....   | 42.20      | 36.38    | 57.04    | 41.83        | 43.05      | 34.86                       | 37.53           | 42.46      | 39.59         | 42.88       | 53.89   | 42.89 | 58.92       | 34.91  | 37.97        | 33.05         | 36.08 |
| <b>VALUE OF ONE-DWELLING-UNIT STRUCTURES</b>   |            |          |          |              |            |                             |                 |            |               |             |         |       |             |        |              |               |       |
| Owner-occupied dwelling units; and vacant non-seasonal nor dilapidated units, for sale only..... | 1,193      | 621      | 1,017    | 949          | 454        | 442                         | 892             | 747        | 481           | 910         | 667     | 477   | 851         | 299    | 822          | 575           | 869   |
| Less than \$3,000.....   | 9          | 40       | 1        | 8            | 5          | 16                          | 86              | 54         | 18            | 81          | 2       | 4     | 3           | 36     | 69           | 48            | 76    |
| \$3,000 to \$3,999.....  | 25         | 44       | 1        | 6            | 2          | 30                          | 64              | 68         | 18            | 116         | 7       | 9     | 4           | 46     | 120          | 70            | 129   |
| \$4,000 to \$4,999.....  | 56         | 70       | 3        | 24           | 8          | 46                          | 99              | 87         | 38            | 114         | 13      | 21    | 4           | 51     | 175          | 85            | 118   |
| \$5,000 to \$7,499.....  | 349        | 201      | 61       | 191          | 49         | 172                         | 248             | 236        | 143           | 306         | 158     | 112   | 47          | 103    | 284          | 224           | 311   |
| \$7,500 to \$9,999.....  | 375        | 121      | 387      | 392          | 82         | 87                          | 162             | 113        | 93            | 126         | 243     | 106   | 51          | 30     | 75           | 86            | 100   |
| \$10,000 to \$14,999.....  | 272        | 98       | 340      | 257          | 154        | 63                          | 150             | 123        | 120           | 102         | 196     | 127   | 220         | 21     | 51           | 42            | 83    |
| \$15,000 or more.....  | 100        | 33       | 202      | 67           | 137        | 15                          | 64              | 44         | 40            | 48          | 34      | 93    | 256         | 3      | 8            | 15            | 28    |
| Not reported.....  | 7          | 14       | 22       | 4            | 17         | 13                          | 19              | 22         | 11            | 17          | 14      | 5     | 266         | 9      | 40           | 5             | 24    |
| Median value.....dollars.....  | 8,477      | 6,882    | 10,604   | 9,003        | 12,304     | 6,715                       | 6,797           | 6,566      | 7,934         | 6,013       | 8,957   | 9,573 | 14,120      | 5,157  | 5,130        | 5,787         | 5,710 |

| Subject  | Ken-horat | Ken-nett Square | Kittan-ning | Kulp-mont | Kutz-town | Lans-dale | Lans-ford | Larke-ville | Laurel-dale | Leb-anon Inde-pendent | Leech-burg | Le-high-ton | Le-moyne | Lewis-burg | Lit-itiz | Lit-tles-town | Lu-zerne |
|--|-----------|-----------------|-------------|-----------|-----------|-----------|-----------|-------------|-------------|-----------------------|------------|-------------|----------|------------|----------|---------------|----------|
| <b>CONTRACT MONTHLY RENT</b>   |           |                 |             |           |           |           |           |             |             |                       |            |             |          |            |          |               |          |
| Renter-occupied dwelling units; and vacant non-seasonal nor dilapidated units, for rent.....     | 117       | 476             | 1,392       | 309       | 314       | 933       | 674       | 1,031       | 200         | 271                   | 596        | 982         | 492      | 753        | 715      | 391           | 843      |
| Less than \$10.....  | 2         | 19              | 30          | 2         | 3         | 2         | 5         | 46          | 3           | 25                    | 6          | 19          | 1        | 18         | 14       | 3             | 7        |
| \$10 to \$19.....  | 16        | 44              | 292         | 119       | 65        | 34        | 178       | 733         | 18          | 75                    | 113        | 177         | 12       | 141        | 187      | 75            | 274      |
| \$20 to \$29.....  | 24        | 111             | 364         | 107       | 102       | 137       | 223       | 170         | 67          | 80                    | 215        | 399         | 85       | 192        | 223      | 165           | 291      |
| \$30 to \$39.....  | 29        | 102             | 274         | 94        | 69        | 252       | 126       | 30          | 55          | 39                    | 103        | 226         | 139      | 151        | 151      | 82            | 116      |
| \$40 to \$49.....  | 14        | 80              | 181         | 9         | 27        | 212       | 64        | 1           | 16          | 17                    | 39         | 81          | 110      | 113        | 40       | 33            | 46       |
| \$50 to \$59.....  | 5         | 36              | 87          | 3         | 10        | 99        | 14        | 3           | 11          | 8                     | 17         | 17          | 71       | 51         | 25       | 3             | 26       |
| \$60 to \$74.....  | 5         | 30              | 48          | 2         | 5         | 94        | 9         | ...         | 4           | 4                     | 7          | 13          | 29       | 24         | 14       | 3             | 14       |
| \$75 to \$99.....  | 3         | 8               | 27          | 2         | 3         | 36        | 2         | 1           | 3           | 1                     | 2          | 2           | 13       | 3          | 8        | ...           | 5        |
| \$100 or more.....   | ...       | 3               | 6           | 3         | 3         | 6         | 4         | ...         | 2           | ...                   | ...        | 1           | 2        | ...        | 2        | ...           | ...      |
| Rent free or not reported.....   | 19        | 43              | 84          | 28        | 27        | 61        | 49        | 47          | 21          | 22                    | 94         | 47          | 30       | 60         | 51       | 27            | 64       |
| Median rent.....dollars.....   | 31.69     | 33.93           | 28.63       | 21.38     | 27.25     | 40.02     | 25.13     | 15.13       | 29.76       | 22.90                 | 25.51      | 26.44       | 39.07    | 29.28      | 25.96    | 25.20         | 22.53    |
| <b>GROSS MONTHLY RENT</b>  |           |                 |             |           |           |           |           |             |             |                       |            |             |          |            |          |               |          |
| Renter-occupied dwelling units.....  | 116       | 473             | 1,373       | 306       | 312       | 919       | 671       | 1,030       | 200         | 270                   | 595        | 972         | 488      | 748        | 715      | 388           | 839      |
| Less than \$10.....  | ...       | 1               | 6           | ...       | 1         | 1         | ...       | 2           | 1           | 5                     | 1          | ...         | 2        | 3          | 1        | 2             | ...      |
| \$10 to \$19.....  | 1         | 3               | 69          | 24        | 8         | 9         | 8         | 44          | 4           | 17                    | 18         | 29          | 5        | 26         | 26       | 10            | 30       |
| \$20 to \$29.....  | 11        | 47              | 274         | 71        | 46        | 53        | 90        | 351         | 17          | 67                    | 82         | 134         | 36       | 91         | 121      | 70            | 176      |
| \$30 to \$39.....  | 21        | 78              | 357         | 99        | 109       | 123       | 218       | 459         | 36          | 85                    | 190        | 286         | 81       | 192        | 193      | 143           | 279      |
| \$40 to \$49.....  | 27        | 121             | 272         | 60        | 51        | 207       | 182       | 85          | 63          | 38                    | 118        | 308         | 133      | 187        | 180      | 101           | 157      |
| \$50 to \$59.....  | 24        | 83              | 160         | 11        | 43        | 207       | 67        | 19          | 33          | 14                    | 47         | 124         | 103      | 112        | 80       | 24            | 79       |
| \$60 to \$74.....  | 9         | 57              | 97          | 6         | 22        | 173       | 38        | 3           | 19          | 9                     | 26         | 33          | 76       | 69         | 33       | 8             | 37       |
| \$75 to \$99.....  | 2         | 28              | 41          | 1         | 3         | 72        | 12        | 3           | 4           | ...                   | 9          | 4           | 16       | 5          | 11       | 3             | 12       |
| \$100 or more.....   | 1         | 6               | 8           | 5         | 4         | 14        | 5         | ...         | 2           | ...                   | 1          | 3           | 6        | ...        | 5        | 1             | ...      |
| Rent free or not reported.....   | 20        | 49              | 89          | 29        | 25        | 60        | 51        | 64          | 21          | 35                    | 99         | 50          | 32       | 64         | 63       | 27            | 67       |
| Median rent.....dollars.....   | 45.06     | 46.36           | 37.82       | 34.03     | 37.64     | 51.26     | 39.25     | 30.78       | 44.50       | 32.35                 | 36.70      | 39.86       | 47.47    | 40.89      | 38.51    | 36.88         | 35.84    |
| <b>VALUE OF ONE-DWELLING-UNIT STRUCTURES</b>   |           |                 |             |           |           |           |           |             |             |                       |            |             |          |            |          |               |          |
| Owner-occupied dwelling units; and vacant non-seasonal nor dilapidated units, for sale only..... | 618       | 447             | 654         | 863       | 472       | 1,675     | 1,235     | 456         | 784         | 484                   | 479        | 685         | 822      | 419        | 778      | 299           | 534      |
| Less than \$3,000.....   | 17        | 11              | 67          | 32        | 22        | 4         | 127       | 106         | 20          | 51                    | 16         | 47          | 7        | 10         | 9        | 7             | 55       |
| \$3,000 to \$3,999.....  | 14        | 17              | 78          | 132       | 33        | 4         | 157       | 76          | 32          | 71                    | 41         | 91          | 13       | 25         | 17       | 9             | 63       |
| \$4,000 to \$4,999.....  | 17        | 21              | 77          | 209       | 60        | 24        | 180       | 93          | 31          | 63                    | 47         | 116         | 24       | 32         | 40       | 25            | 101      |
| \$5,000 to \$7,499.....  | 135       | 75              | 177         | 400       | 154       | 272       | 499       | 117         | 243         | 196                   | 184        | 226         | 183      | 136        | 226      | 117           | 231      |
| \$7,500 to \$9,999.....  | 229       | 95              | 68          | 45        | 83        | 528       | 123       | 25          | 213         | 61                    | 82         | 93          | 250      | 73         | 155      | 59            | 46       |
| \$10,000 to \$14,999.....  | 180       | 97              | 79          | 30        | 76        | 536       | 101       | 14          | 195         | 30                    | 67         | 64          | 242      | 84         | 203      | 52            | 16       |
| \$15,000 or more.....  | 24        | 127             | 81          | 10        | 36        | 281       | 33        | 1           | 48          | 11                    | 39         | 79          | 50       | 107        | 17       | 12            | 12       |
| Not reported.....  | 2         | 4               | 27          | 5         | 8         | 26        | 15        | 24          | 2           | 1                     | 3          | 18          | 29       | 21         | 13       | 10            | 10       |
| Median value.....dollars.....  | 8,815     | 10,079          | 6,056       | 5,171     | 6,805     | 9,914     | 5,614     | 4,316       | 8,213       | 5,539                 | 6,835      | 5,868       | 9,170    | 7,518      | 8,845    | 7,172         | 5,363    |

<sup>1</sup> Restricted to 1-dwelling-unit properties.

Table 24.—FINANCIAL CHARACTERISTICS OF DWELLING UNITS, FOR URBAN PLACES OF 2,500 TO 10,000: 1950—Con.

[Median not shown where base is less than 100]

| Subject  | Lykens      | Lyndora-Highfield (uninc.) | McAdoo   | McChesneytown-Bradenville-Loyalhanna (uninc.) | MoDonald    | MoSherrytown | Manheim     | Mansfield     | Marous Hook | Marshallton (uninc.) | Mason-town | Mauch Chunk  | Mechanicsburg | Media          | Meyersdale  | Mid-dle-town | Mid-land   |
|--|-------------|----------------------------|----------|---|-------------|--------------|-------------|---------------|-------------|----------------------|------------|--------------|---------------|----------------|-------------|--------------|------------|
| <b>CONTRACT MONTHLY RENT</b>   |             |                            |          |   |             |              |             |               |             |                      |            |              |               |                |             |              |            |
| Renter-occupied dwelling units; and vacant non-seasonal not dilapidated units, for rent.....     | 312         | 433                        | 600      | 268   | 522         | 209          | 477         | 305           | 423         | 357                  | 577        | 288          | 1,112         | 708            | 387         | 1,437        | 779        |
| Less than \$10.....  | 21          | 22                         | 4        | 40  | 20          | 2            | 13          | ...           | 1           | 32                   | 14         | 14           | 18            | 2              | 21          | 36           | 1          |
| \$10 to \$19.....  | 124         | 147                        | 181      | 83  | 163         | 74           | 109         | 25            | 42          | 248                  | 116        | 95           | 21            | 21             | 103         | 261          | 55         |
| \$20 to \$29.....  | 77          | 91                         | 234      | 68  | 130         | 74           | 166         | 56            | 97          | 43                   | 204        | 79           | 223           | 60             | 119         | 237          | 159        |
| \$30 to \$39.....  | 36          | 69                         | 72       | 22  | 77          | 29           | 87          | 102           | 90          | 10                   | 119        | 55           | 376           | 121            | 76          | 373          | 192        |
| \$40 to \$49.....  | 11          | 27                         | 25       | 5   | 46          | 5            | 39          | 60            | 53          | 2                    | 41         | 11           | 151           | 147            | 24          | 135          | 308        |
| \$50 to \$59.....  | 3           | 9                          | 23       | 1   | 23          | 4            | 12          | 24            | 35          | 2                    | 10         | 3            | 101           | 122            | 5           | 58           | 23         |
| \$60 to \$74.....  | ...         | 4                          | 1        | 2   | 9           | ...          | 5           | 4             | 43          | 1                    | 3          | 1            | 112           | 103            | 1           | 156          | 10         |
| \$75 to \$99.....  | ...         | 2                          | 1        | ...   | ...         | ...          | 1           | ...           | 7           | ...                  | 3          | ...          | 32            | 64             | ...         | 69           | 1          |
| \$100 or more.....   | ...         | 1                          | 4        | ...   | 1           | ...          | 2           | ...           | 4           | ...                  | 2          | ...          | 4             | 15             | 1           | 15           | 3          |
| Rent free or not reported.....   | 40          | 61                         | 55       | 47  | 53          | 21           | 43          | 34            | 51          | 19                   | 65         | 30           | 74            | 53             | 37          | 97           | 27         |
| Median rent.....dollars.....   | 18.60       | 21.23                      | 22.89    | 18.05   | 23.72       | 21.87        | 25.06       | 34.75         | 35.19       | 14.13                | 25.82      | 22.13        | 36.83         | 47.90          | 23.55       | 33.41        | 38.19      |
| <b>GROSS MONTHLY RENT</b>  |             |                            |          |   |             |              |             |               |             |                      |            |              |               |                |             |              |            |
| Renter-occupied dwelling units.....  | 304         | 424                        | 588      | 262   | 518         | 208          | 477         | 304           | 418         | 354                  | 573        | 287          | 1,078         | 698            | 382         | 1,415        | 775        |
| Less than \$10.....  | ...         | 7                          | ...      | 2   | 5           | ...          | 2           | ...           | 1           | 1                    | 7          | 2            | 3             | 1              | 4           | 12           | 1          |
| \$10 to \$19.....  | 25          | 57                         | 19       | 74  | 46          | 7            | 22          | 9             | 1           | 36                   | 36         | 22           | 23            | 4              | 53          | 72           | 18         |
| \$20 to \$29.....  | 82          | 129                        | 113      | 69  | 111         | 54           | 71          | 27            | 34          | 152                  | 111        | 52           | 110           | 25             | 112         | 197          | 62         |
| \$30 to \$39.....  | 90          | 86                         | 212      | 42  | 134         | 72           | 158         | 75            | 61          | 114                  | 201        | 114          | 201           | 76             | 113         | 283          | 182        |
| \$40 to \$49.....  | 52          | 46                         | 114      | 20  | 98          | 42           | 118         | 87            | 83          | 25                   | 98         | 46           | 250           | 136            | 39          | 482          | 381        |
| \$50 to \$59.....  | 15          | 22                         | 53       | 4   | 36          | 9            | 37          | 51            | 84          | 7                    | 37         | 17           | 183           | 155            | 15          | 172          | 60         |
| \$60 to \$74.....  | 5           | 7                          | 15       | 1   | 22          | 2            | 18          | 14            | 56          | 2                    | 12         | 3            | 168           | 145            | 4           | 56           | 31         |
| \$75 to \$99.....  | 1           | 2                          | 1        | 2   | 8           | ...          | 3           | 3             | 22          | 1                    | 4          | ...          | 64            | 80             | ...         | 33           | 9          |
| \$100 or more.....   | ...         | 1                          | 5        | ...   | 1           | ...          | 3           | 1             | 5           | 1                    | 3          | ...          | 8             | 20             | ...         | 15           | 3          |
| Rent free or not reported.....   | 34          | 67                         | 56       | 48  | 57          | 22           | 45          | 37            | 71          | 15                   | 64         | 31           | 68            | 56             | 42          | 93           | 28         |
| Median rent.....dollars.....   | 32.19       | 28.18                      | 35.60    | 24.50   | 34.39       | 33.40        | 37.51       | 42.09         | 48.72       | 28.39                | 35.01      | 33.83        | 46.22         | 54.60          | 29.59       | 41.51        | 42.40      |
| <b>VALUE OF ONE-DWELLING-UNIT STRUCTURES</b>   |             |                            |          |   |             |              |             |               |             |                      |            |              |               |                |             |              |            |
| Owner-occupied dwelling units; and vacant non-seasonal not dilapidated units, for sale only..... | 432         | 845                        | 301      | 500   | 373         | 328          | 580         | 269           | 518         | 432                  | 584        | 517          | 821           | 850            | 477         | 982          | 671        |
| Less than \$3,000.....   | 79          | 98                         | 35       | 83  | 60          | 31           | 11          | 15            | 2           | 87                   | 41         | 142          | 17            | 12             | 61          | 78           | 32         |
| \$3,000 to \$3,999.....  | 100         | 97                         | 42       | 75  | 50          | 29           | 19          | 9             | 9           | 106                  | 57         | 139          | 55            | 14             | 70          | 65           | 78         |
| \$4,000 to \$4,999.....  | 75          | 91                         | 59       | 92  | 45          | 48           | 50          | 28            | 25          | 80                   | 54         | 71           | 75            | 25             | 52          | 95           | 74         |
| \$5,000 to \$7,499.....  | 143         | 306                        | 108      | 166   | 117         | 117          | 203         | 80            | 335         | 117                  | 203        | 112          | 251           | 186            | 155         | 255          | 188        |
| \$7,500 to \$9,999.....  | 21          | 123                        | 15       | 38  | 42          | 44           | 130         | 64            | 101         | 24                   | 132        | 26           | 214           | 223            | 59          | 178          | 87         |
| \$10,000 to \$14,999.....  | 9           | 62                         | 19       | 29  | 36          | 20           | 111         | 42            | 17          | 10                   | 69         | 14           | 148           | 237            | 26          | 204          | 146        |
| \$15,000 or more.....  | 3           | 37                         | 14       | 7   | 13          | 10           | 31          | 12            | 12          | 1                    | 21         | 3            | 51            | 132            | 14          | 87           | 53         |
| Not reported.....  | 2           | 11                         | 9        | 7   | 10          | 8            | 15          | 9             | 17          | 7                    | 7          | 10           | 10            | 21             | 40          | 20           | 13         |
| Median value.....dollars.....  | 4,430       | 5,886                      | 5,142    | 4,912   | 5,491       | 5,546        | 7,332       | 7,145         | 6,733       | 4,194                | 6,559      | 3,752        | 7,538         | 9,440          | 5,523       | 7,332        | 6,874      |
| <b>Subject</b>   |             |                            |          |   |             |              |             |               |             |                      |            |              |               |                |             |              |            |
|  | Millersburg | Millersville               | Millvale | Mill-ton                                      | Minersville | Monaca       | Monongahela | Montoursville | Moosic      | Morrisville          | Mount Joy  | Mount Oliver | Mount Penn    | Mount Pleasant | Mount Union | Munoy        | Myers-town |
| <b>CONTRACT MONTHLY RENT</b>   |             |                            |          |   |             |              |             |               |             |                      |            |              |               |                |             |              |            |
| Renter-occupied dwelling units; and vacant non-seasonal not dilapidated units, for rent.....     | 428         | 240                        | 1,052    | 1,152   | 786         | 703          | 1,302       | 358           | 361         | 500                  | 400        | 980          | 320           | 735            | 699         | 345          | 389        |
| Less than \$10.....  | 8           | 3                          | 3        | 36  | 19          | 11           | 27          | 4             | 7           | 6                    | 14         | 1            | ...           | 16             | 12          | 4            | 12         |
| \$10 to \$19.....  | 134         | 34                         | 179      | 334   | 294         | 57           | 273         | 63            | 157         | 71                   | 154        | 23           | 5             | 168            | 226         | 52           | 119        |
| \$20 to \$29.....  | 144         | 73                         | 411      | 362   | 231         | 149          | 376         | 90            | 108         | 96                   | 108        | 156          | 41            | 223            | 203         | 87           | 109        |
| \$30 to \$39.....  | 60          | 47                         | 220      | 190   | 111         | 181          | 254         | 88            | 37          | 84                   | 46         | 295          | 85            | 146            | 145         | 78           | 60         |
| \$40 to \$49.....  | 22          | 26                         | 107      | 81  | 37          | 168          | 157         | 30            | 13          | 66                   | 24         | 209          | 47            | 75             | 59          | 53           | 30         |
| \$50 to \$59.....  | 16          | 16                         | 33       | 40  | 17          | 51           | 70          | 27            | 5           | 61                   | 14         | 121          | 42            | 22             | 13          | 21           | 13         |
| \$60 to \$74.....  | ...         | 10                         | 13       | 22  | 1           | 20           | 42          | 15            | ...         | 36                   | 5          | 89           | 53            | 7              | ...         | 9            | 3          |
| \$75 to \$99.....  | 2           | 5                          | 9        | 2   | 2           | 8            | 6           | 3             | 4           | 24                   | 1          | 27           | 28            | 1              | ...         | ...          | 1          |
| \$100 or more.....   | 2           | 1                          | 4        | 4   | 3           | ...          | 2           | 1             | 2           | 5                    | ...        | 6            | 4             | 2              | ...         | ...          | ...        |
| Rent free or not reported.....   | 40          | 25                         | 73       | 81  | 71          | 58           | 95          | 37            | 28          | 51                   | 34         | 53           | 15            | 75             | 41          | 41           | 42         |
| Median rent.....dollars.....   | 22.33       | 29.20                      | 26.78    | 24.07   | 21.07       | 36.04        | 27.58       | 29.87         | 19.68       | 36.04                | 20.79      | 39.15        | 44.07         | 25.83          | 23.71       | 30.86        | 23.29      |
| <b>GROSS MONTHLY RENT</b>  |             |                            |          |   |             |              |             |               |             |                      |            |              |               |                |             |              |            |
| Renter-occupied dwelling units.....  | 425         | 240                        | 1,040    | 1,144   | 783         | 692          | 1,286       | 351           | 355         | 488                  | 398        | 963          | 319           | 728            | 689         | 343          | 388        |
| Less than \$10.....  | 3           | ...                        | ...      | 5   | ...         | 11           | 2           | 1             | ...         | 1                    | ...        | ...          | ...           | 6              | ...         | 1            | 1          |
| \$10 to \$19.....  | 16          | 7                          | 35       | 50  | 41          | 29           | 89          | 11            | 6           | 15                   | 19         | 5            | ...           | 46             | 47          | 12           | 14         |
| \$20 to \$29.....  | 87          | 16                         | 230      | 169   | 200         | 66           | 290         | 45            | 97          | 38                   | 94         | 68           | 11            | 186            | 196         | 43           | 82         |
| \$30 to \$39.....  | 143         | 61                         | 342      | 319   | 250         | 174          | 337         | 78            | 130         | 96                   | 134        | 175          | 39            | 200            | 215         | 77           | 99         |
| \$40 to \$49.....  | 90          | 61                         | 208      | 301   | 144         | 214          | 240         | 87            | 53          | 104                  | 71         | 271          | 79            | 118            | 139         | 90           | 88         |
| \$50 to \$59.....  | 27          | 38                         | 98       | 129   | 52          | 77           | 136         | 58            | 22          | 82                   | 26         | 185          | 53            | 65             | 31          | 46           | 46         |
| \$60 to \$74.....  | 15          | 17                         | 39       | 62  | 18          | 55           | 72          | 21            | 3           | 55                   | 13         | 152          | 66            | 24             | 9           | 18           | 13         |
| \$75 to \$99.....  | 2           | 10                         | 12       | 7   | 2           | 11           | 17          | 9             | 3           | 34                   | 6          | 35           | 49            | 5              | 5           | 7            | 2          |
| \$100 or more.....   | 3           | 4                          | 5        | 5   | 6           | 2            | 5           | 1             | 3           | 9                    | 1          | 8            | 7             | 3              | ...         | ...          | ...        |
| Rent free or not reported.....   | 39          | 26                         | 71       | 97  | 70          | 53           | 98          | 45            | 29          | 50                   | 34         | 64           | 15            | 75             | 47          | 49           | 43         |
| Median rent.....dollars.....   | 35.32       | 43.27                      | 35.79    | 38.90   | 39.20       | 41.35        | 36.04       | 42.14         | 33.20       | 45.75                | 34.10      | 46.94        | 53.84         | 33.75          | 32.62       | 41.06        | 36.89      |
| <b>VALUE OF ONE-DWELLING-UNIT STRUCTURES</b>   |             |                            |          |   |             |              |             |               |             |                      |            |              |               |                |             |              |            |
| Owner-occupied dwelling units; and vacant non-seasonal not dilapidated units, for sale only..... | 418         | 310                        | 662      | 1,090   | 1,050       | 1,154        | 999         | 541           | 545         | 1,363                | 407        | 674          | 804           | 780            | 479         | 468          | 464        |
| Less than \$3,000.....   | 33          | 4                          | 45       | 135   | 160         | 79           | 68          | 37            | 91          | 23                   | 12         | 11           | 2             | 106            | 102         | 44           | 22         |
| \$3,000 to \$3,999.....  | 41          | 5                          | 59       | 137   | 212         | 56           | 88          | 37            | 69          | 43                   | 22         | 10           | 2             | 99             | 107         | 35           | 43         |
| \$4,000 to \$4,999.....  | 57          | 13                         | 102      | 209   | 192         | 84           | 117         | 40            | 75          | 55                   | 47         | 25           | 9             | 116            | 87          | 54           | 60         |
| \$5,000 to \$7,499.....  | 143         | 56                         | 237      | 336   | 333         | 492          | 337         | 174           | 190         | 300                  | 132        | 180          | 113           | 225            | 126         | 150          | 184        |
| \$7,500 to \$9,999.....  | 62          | 56                         | 120      | 116   | 87          | 227          | 166         | 111           | 63          | 299                  | 77         | 186          | 254           | 95             | 21          | 85           | 77         |
| \$10,000 to \$14,999.....  | 49          | 114                        | 79       | 86  | 40          | 171          | 154         | 109           | 32          | 409                  | 67         | 221          | 264           | 82             | 21          | 58           | 61         |
| \$15,000 or more.....  | 24          | 55                         | 19       | 44  | 16          | 41           | 60          | 27            | 12          | 208                  | 43         | 37           | 133           | 33             | 10          | 27           | 14         |
| Not reported.....  | 9           | 7                          | 1        | 31  | 10          | 4            | 9           | 6             | 13          | 26                   | 7          | 4            | 27            | 4              | 5           | 15           | 6          |
| Median value.....dollars.....  | 6,078       | 10,718                     | 6,181    | 5,333   | 4,721       | 6,818        | 6,613       | 7,157         | 5,298       | 9,519                | 7,394      | 8,915        | 10,111        | 5,576          | 4,272       | 6,529        | 6,390      |

<sup>1</sup> Restricted to 1-dwelling-unit properties.

HOUSING—GENERAL CHARACTERISTICS

Table 24.—FINANCIAL CHARACTERISTICS OF DWELLING UNITS, FOR URBAN PLACES OF 2,500 TO 10,000: 1950—Con.

[Median not shown where base is less than 100]

| Subject  | Nanty-Glo | Narberth | Nazareth | Nesquehoning-New Columbus (uninc.) | New Brighton | New Cumberland | New Holland | Northampton | North Belle Vernon | North Catawauqua | North Charleroi | North East | Northumberland | North Wales | Norwood | Oakmont | Old Forge |
|--|-----------|----------|----------|------------------------------------|--------------|----------------|-------------|-------------|--------------------|------------------|-----------------|------------|----------------|-------------|---------|---------|-----------|
| <b>CONTRACT MONTHLY RENT</b>   |           |          |          |                                    |              |                |             |             |                    |                  |                 |            |                |             |         |         |           |
| Renter-occupied dwelling units; and vacant non-seasonal not dilapidated units, for rent.....     | 491       | 638      | 827      | 375                                | 1,039        | 582            | 334         | 876         | 372                | 174              | 331             | 478        | 555            | 278         | 631     | 918     | 1,107     |
| Less than \$10.....  | 28        | ...      | 23       | 5                                  | 4            | 4              | 2           | 22          | 1                  | 5                | 3               | 6          | 15             | 1           | 2       | 1       | 22        |
| \$10 to \$19.....  | 236       | 1        | 87       | 152                                | 134          | 2              | 36          | 182         | 38                 | 24               | 56              | 140        | 178            | 22          | 4       | 44      | 505       |
| \$20 to \$29.....  | 107       | 9        | 279      | 100                                | 244          | 86             | 89          | 289         | 109                | 49               | 92              | 135        | 193            | 72          | 18      | 207     | 324       |
| \$30 to \$39.....  | 35        | 48       | 249      | 34                                 | 219          | 176            | 57          | 248         | 87                 | 53               | 80              | 75         | 69             | 64          | 39      | 166     | 114       |
| \$40 to \$49.....  | 11        | 100      | 88       | 36                                 | 194          | 118            | 77          | 41          | 48                 | 16               | 42              | 38         | 26             | 40          | 315     | 138     | 25        |
| \$50 to \$59.....  | 6         | 116      | 32       | 1                                  | 92           | 66             | 23          | 14          | 18                 | 4                | 19              | 16         | 16             | 26          | 96      | 125     | 12        |
| \$60 to \$74.....  | ...       | 174      | 10       | ...                                | 39           | 65             | 16          | 6           | 17                 | 1                | 8               | 7          | 8              | 28          | 73      | 100     | 4         |
| \$75 to \$99.....  | ...       | 113      | 5        | ...                                | 12           | 21             | 7           | 1           | 2                  | 1                | 1               | 2          | ...            | 11          | 21      | 54      | 3         |
| \$100 or more.....   | 1         | 33       | ...      | ...                                | 2            | 5              | 1           | 2           | ...                | ...              | ...             | 1          | 2              | 2           | 22      | 6       | 1         |
| Rent free or not reported.....   | 67        | 44       | 54       | 47                                 | 99           | 39             | 26          | 71          | 52                 | 21               | 30              | 58         | 48             | 12          | 41      | 77      | 97        |
| Median rent.....dollars.....   | 17.25     | 61.48    | 29.42    | 20.05                              | 33.90        | 39.80          | 33.59       | 26.22       | 30.93              | 29.21            | 29.45           | 24.28      | 22.11          | 34.02       | 46.87   | 39.68   | 19.17     |
| <b>GROSS MONTHLY RENT</b>  |           |          |          |                                    |              |                |             |             |                    |                  |                 |            |                |             |         |         |           |
| Renter-occupied dwelling units.....  | 489       | 634      | 819      | 368                                | 1,023        | 575            | 330         | 873         | 370                | 173              | 319             | 471        | 553            | 276         | 621     | 915     | 1,106     |
| Less than \$10.....  | 5         | ...      | 2        | ...                                | 1            | ...            | ...         | 4           | ...                | 1                | 1               | 4          | 3              | 1           | ...     | 16      | 3         |
| \$10 to \$19.....  | 80        | ...      | 37       | 14                                 | 30           | 9              | 7           | 36          | 5                  | 7                | 20              | 34         | 33             | 2           | 5       | 5       | 58        |
| \$20 to \$29.....  | 187       | 4        | 165      | 83                                 | 127          | 25             | 28          | 237         | 44                 | 37               | 54              | 124        | 119            | 16          | 7       | 47      | 357       |
| \$30 to \$39.....  | 98        | 18       | 284      | 110                                | 222          | 83             | 59          | 306         | 83                 | 62               | 80              | 132        | 168            | 52          | 11      | 182     | 378       |
| \$40 to \$49.....  | 39        | 88       | 175      | 85                                 | 278          | 130            | 71          | 150         | 87                 | 35               | 73              | 68         | 112            | 67          | 47      | 112     | 140       |
| \$50 to \$59.....  | 7         | 97       | 63       | 23                                 | 152          | 144            | 53          | 44          | 54                 | 6                | 37              | 26         | 45             | 61          | 132     | 92      | 39        |
| \$60 to \$74.....  | 4         | 209      | 22       | 3                                  | 77           | 103            | 65          | 14          | 24                 | 3                | 19              | 16         | 19             | 36          | 319     | 245     | 12        |
| \$75 to \$99.....  | ...       | 119      | 10       | ...                                | 23           | 29             | 16          | 6           | 14                 | 1                | 5               | 3          | 3              | 26          | 34      | 122     | 4         |
| \$100 or more.....   | 1         | 45       | ...      | ...                                | 2            | 10             | 4           | 2           | ...                | ...              | ...             | 1          | 3              | 2           | 18      | 14      | 2         |
| Rent free or not reported.....   | 68        | 54       | 61       | 50                                 | 111          | 42             | 27          | 74          | 59                 | 21               | 30              | 63         | 48             | 13          | 48      | 80      | 113       |
| Median rent.....dollars.....   | 26.19     | 65.46    | 35.46    | 34.13                              | 42.23        | 50.85          | 47.60       | 33.38       | 42.20              | 34.20            | 37.96           | 32.59      | 34.74          | 48.53       | 63.47   | 55.53   | 31.32     |
| <b>VALUE OF ONE-DWELLING-UNIT STRUCTURES</b>   |           |          |          |                                    |              |                |             |             |                    |                  |                 |            |                |             |         |         |           |
| Owner-occupied dwelling units; and vacant non-seasonal not dilapidated units, for sale only..... | 682       | 980      | 706      | 584                                | 1,441        | 1,161          | 375         | 1,208       | 463                | 478              | 306             | 581        | 547            | 513         | 792     | 872     | 978       |
| Less than \$3,000.....   | 154       | 6        | 10       | 40                                 | 139          | 30             | 1           | 61          | 16                 | 20               | 4               | 26         | 34             | 55          | 3       | 39      | 188       |
| \$3,000 to \$3,999.....  | 135       | 2        | 26       | 90                                 | 99           | 22             | 8           | 90          | 18                 | 42               | 11              | 19         | 62             | 6           | 2       | 37      | 168       |
| \$4,000 to \$4,999.....  | 126       | 3        | 64       | 111                                | 156          | 25             | 6           | 163         | 34                 | 60               | 28              | 52         | 68             | 16          | 3       | 47      | 124       |
| \$5,000 to \$7,499.....  | 212       | 90       | 224      | 241                                | 655          | 199            | 84          | 502         | 172                | 176              | 106             | 217        | 197            | 117         | 82      | 158     | 302       |
| \$7,500 to \$9,999.....  | 26        | 129      | 169      | 53                                 | 192          | 323            | 98          | 227         | 117                | 105              | 88              | 126        | 97             | 124         | 348     | 154     | 83        |
| \$10,000 to \$14,999.....  | 12        | 410      | 133      | 39                                 | 125          | 331            | 103         | 120         | 90                 | 61               | 52              | 95         | 56             | 112         | 195     | 240     | 74        |
| \$15,000 or more.....  | 6         | 315      | 71       | 8                                  | 41           | 195            | 66          | 28          | 10                 | 13               | 13              | 26         | 20             | 81          | 148     | 155     | 29        |
| Not reported.....  | 11        | 25       | 9        | 2                                  | 34           | 36             | 9           | 17          | 6                  | 1                | 4               | 20         | 13             | 2           | 11      | 42      | 10        |
| Median value.....dollars.....  | 4,319     | 12,968   | 7,812    | 5,350                              | 6,280        | 9,667          | 9,593       | 6,429       | 7,279              | 6,681            | 7,507           | 7,063      | 6,275          | 8,690       | 9,609   | 9,625   | 4,977     |

| Subject  | Olyphant | Oxford | Palmerston | Palmyra | Paoli (uninc.) | Parkersburg | Parkville (uninc.) | Patton | Pen Argyl | Penbrook | Perkasie | Phillipsburg | Pittsfield | Pleasant Hills | Polk  | Portage | Port Allegheny |
|--|----------|--------|------------|---------|----------------|-------------|--------------------|--------|-----------|----------|----------|--------------|------------|----------------|-------|---------|----------------|
| <b>CONTRACT MONTHLY RENT</b>   |          |        |            |         |                |             |                    |        |           |          |          |              |            |                |       |         |                |
| Renter-occupied dwelling units; and vacant non-seasonal not dilapidated units, for rent.....     | 1,002    | 411    | 809        | 959     | 234            | 318         | 383                | 273    | 469       | 438      | 387      | 586          | 860        | 90             | 73    | 496     | 312            |
| Less than \$10.....  | 13       | 9      | 74         | 4       | 3              | 8           | 9                  | 10     | 8         | 1        | 2        | 1            | 3          | 1              | ...   | 23      | 4              |
| \$10 to \$19.....  | 416      | 65     | 201        | 110     | 13             | 98          | 156                | 96     | 85        | 10       | 52       | 72           | 59         | 2              | 15    | 170     | 26             |
| \$20 to \$29.....  | 358      | 111    | 201        | 414     | 33             | 97          | 127                | 80     | 174       | 49       | 111      | 154          | 228        | 9              | 23    | 190     | 98             |
| \$30 to \$39.....  | 98       | 85     | 142        | 203     | 42             | 41          | 36                 | 34     | 98        | 118      | 97       | 121          | 329        | 7              | 9     | 36      | 96             |
| \$40 to \$49.....  | 32       | 41     | 81         | 113     | 40             | 21          | 17                 | 17     | 32        | 93       | 56       | 96           | 130        | 6              | 7     | 34      | 34             |
| \$50 to \$59.....  | 13       | 32     | 30         | 52      | 36             | 14          | 6                  | 5      | 18        | 73       | 15       | 59           | 43         | 9              | 2     | 3       | 12             |
| \$60 to \$74.....  | 2        | 10     | 22         | 11      | 26             | 6           | 3                  | 1      | 3         | 48       | 8        | 17           | 14         | 18             | 1     | 1       | 2              |
| \$75 to \$99.....  | 1        | ...    | 7          | 8       | 6              | 6           | ...                | ...    | 4         | 12       | 1        | 6            | 1          | ...            | ...   | 1       | 2              |
| \$100 or more.....   | 1        | ...    | 3          | ...     | 3              | ...         | ...                | ...    | 1         | 6        | ...      | 2            | ...        | 14             | ...   | ...     | 2              |
| Rent free or not reported.....   | 68       | 58     | 48         | 44      | 32             | 27          | 29                 | 30     | 46        | 28       | 45       | 58           | 53         | 15             | 17    | 65      | 37             |
| Median rent.....dollars.....   | 20.46    | 28.75  | 25.83      | 27.91   | 42.00          | 23.23       | 20.27              | 21.30  | 25.90     | 42.40    | 30.14    | 33.28        | 32.71      | ...            | ...   | 20.66   | 30.36          |
| <b>GROSS MONTHLY RENT</b>  |          |        |            |         |                |             |                    |        |           |          |          |              |            |                |       |         |                |
| Renter-occupied dwelling units.....  | 998      | 407    | 799        | 950     | 231            | 316         | 380                | 269    | 458       | 427      | 382      | 579          | 856        | 90             | 72    | 491     | 304            |
| Less than \$10.....  | 1        | ...    | 1          | 2       | 1              | ...         | 1                  | 2      | 2         | ...      | 1        | 1            | ...        | ...            | ...   | 9       | 2              |
| \$10 to \$19.....  | 47       | 8      | 41         | 21      | 3              | 11          | 21                 | 28     | 13        | 5        | 10       | 17           | 13         | ...            | 5     | 53      | 23             |
| \$20 to \$29.....  | 273      | 65     | 187        | 106     | 8              | 56          | 103                | 96     | 64        | 8        | 51       | 83           | 125        | 5              | 20    | 179     | 40             |
| \$30 to \$39.....  | 365      | 94     | 203        | 329     | 21             | 98          | 144                | 61     | 141       | 67       | 93       | 121          | 268        | 11             | 14    | 132     | 80             |
| \$40 to \$49.....  | 164      | 94     | 171        | 300     | 39             | 64          | 53                 | 30     | 124       | 97       | 106      | 154          | 152        | 10             | 11    | 41      | 78             |
| \$50 to \$59.....  | 59       | 49     | 73         | 114     | 55             | 26          | 20                 | 19     | 51        | 104      | 44       | 91           | 57         | 4              | 3     | 7       | 28             |
| \$60 to \$74.....  | 13       | 28     | 46         | 25      | 50             | 16          | 7                  | 6      | 15        | 82       | 23       | 32           | 152        | 17             | ...   | 2       | 11             |
| \$75 to \$99.....  | 6        | 1      | 22         | 9       | 17             | 8           | 2                  | ...    | 3         | 24       | 8        | 10           | 26         | 13             | ...   | 1       | 2              |
| \$100 or more.....   | ...      | ...    | 6          | 1       | 5              | 1           | ...                | ...    | 3         | 7        | ...      | 3            | ...        | 14             | ...   | 1       | 2              |
| Rent free or not reported.....   | 70       | 68     | 49         | 43      | 32             | 36          | 29                 | 27     | 42        | 33       | 46       | 67           | 63         | 16             | 19    | 66      | 38             |
| Median rent.....dollars.....   | 33.24    | 39.77  | 36.71      | 39.38   | 54.50          | 36.66       | 32.54              | 28.90  | 38.73     | 51.42    | 40.73    | 41.71        | 39.15      | ...            | ...   | 28.12   | 37.96          |
| <b>VALUE OF ONE-DWELLING-UNIT STRUCTURES</b>   |          |        |            |         |                |             |                    |        |           |          |          |              |            |                |       |         |                |
| Owner-occupied dwelling units; and vacant non-seasonal not dilapidated units, for sale only..... | 672      | 407    | 959        | 608     | 519            | 324         | 513                | 489    | 544       | 617      | 783      | 490          | 594        | 944            | 103   | 517     | 473            |
| Less than \$3,000.....   | 59       | 31     | 54         | 6       | 6              | 23          | 28                 | 100    | 15        | 4        | 8        | 22           | 25         | 8              | 7     | 55      | 21             |
| \$3,000 to \$3,999.....  | 115      | 22     | 123        | 30      | 4              | 41          | 28                 | 90     | 42        | 10       | 15       | 16           | 36         | ...            | 16    | 94      | 35             |
| \$4,000 to \$4,999.....  | 123      | 35     | 118        | 38      | 8              | 53          | 49                 | 71     | 85        | 31       | 31       | 36           | 81         | ...            | 20    | 94      | 56             |
| \$5,000 to \$7,499.....  | 253      | 106    | 331        | 180     | 26             | 115         | 230                | 128    | 189       | 200      | 200      | 171          | 259        | 7              | 40    | 179     | 215            |
| \$7,500 to \$9,999.....  | 59       | 70     | 148        | 182     | 111            | 42          | 101                | 51     | 98        | 190      | 222      | 89           | 102        | 40             | 12    | 41      | 83             |
| \$10,000 to \$14,999.....  | 31       | 94     | 116        | 114     | 171            | 26          | 61                 | 30     | 76        | 114      | 205      | 87           | 59         | 449            | 5     | 26      | 43             |
| \$15,000 or more.....  | 17       | 29     | 54         | 52      | 149            | 14          | 12                 | 17     | 34        | 58       | 75       | 58           | 21         | 422            | 2     | 10      | 13             |
| Not reported.....  | 15       | 20     | 15         | 6       | 44             | 10          | 4                  | 2      | 5         | 10       | 27       | 11           | 11         | 18             | 1     | 18      | 7              |
| Median value.....dollars.....  | 5,185    | 7,437  | 6,234      | 8,096   | 12,362         | 5,606       | 6,705              | 4,704  | 6,604     | 8,220    | 8,846    | 7,363        | 6,340      | 14,493         | 5,394 | 5,030   | 6,245          |

<sup>1</sup> Restricted to 1-dwelling-unit properties.



Table 24.—FINANCIAL CHARACTERISTICS OF DWELLING UNITS, FOR URBAN PLACES OF 2,500 TO 10,000: 1950—Con.

[Median not shown where base is less than 100]

| Subject  | Port Carbon | Port Vue | Prospect Park | Punxsutawney | Quaker-town | Rankin | Red Lion | Renovo | Re-public-Cardale (uninc.) | Reynolds-ville | Ridg-way | Ridley Park | Roaring Spring | Rochester | Rocky Grove (uninc.) | Royers-ford | St. Clair |
|--|-------------|----------|---------------|--------------|-------------|--------|----------|--------|----------------------------|----------------|----------|-------------|----------------|-----------|----------------------|-------------|-----------|
| <b>CONTRACT MONTHLY RENT</b>   |             |          |               |              |             |        |          |        |                            |                |          |             |                |           |                      |             |           |
| Renter-occupied dwelling units; and vacant non-seasonal not dilapidated units, for rent.....     | 333         | 319      | 465           | 1,137        | 656         | 1,144  | 563      | 598    | 378                        | 348            | 716      | 519         | 335            | 884       | 261                  | 408         | 651       |
| Less than \$10.....  | 5           | 1        | 1             | 10           | 4           | 12     | 20       | 17     | 18                         | 18             | 33       | ...         | 9              | 9         | 6                    | 1           | 29        |
| \$10 to \$19.....  | 79          | 44       | 25            | 198          | 73          | 255    | 138      | 255    | 109                        | 43             | 67       | 4           | 111            | 78        | 61                   | 42          | 245       |
| \$20 to \$29.....  | 90          | 94       | 20            | 271          | 189         | 404    | 208      | 186    | 95                         | 103            | 157      | 11          | 105            | 199       | 98                   | 130         | 179       |
| \$30 to \$39.....  | 74          | 55       | 73            | 245          | 161         | 354    | 82       | 59     | 72                         | 82             | 169      | 37          | 52             | 202       | 46                   | 92          | 66        |
| \$40 to \$49.....  | 35          | 47       | 107           | 238          | 84          | 53     | 41       | 17     | 7                          | 33             | 127      | 87          | 18             | 169       | 8                    | 68          | 44        |
| \$50 to \$59.....  | 8           | 19       | 90            | 146          | 47          | 16     | 12       | 2      | 4                          | 17             | 56       | 117         | 3              | 99        | 5                    | 24          | 14        |
| \$60 to \$74.....  | 5           | 20       | 77            | 33           | 41          | 8      | 4        | 5      | ...                        | 1              | 25       | 130         | 2              | 48        | 2                    | 7           | 6         |
| \$75 to \$99.....  | ...         | 11       | 43            | 4            | 17          | ...    | ...      | ...    | ...                        | ...            | 1        | 72          | 1              | 7         | ...                  | 4           | 2         |
| \$100 or more.....   | 2           | 2        | 15            | 1            | ...         | ...    | 1        | ...    | ...                        | ...            | ...      | ...         | ...            | 1         | ...                  | 2           | 4         |
| Rent free or not reported.....   | 35          | 26       | 14            | 81           | 40          | 42     | 57       | 57     | 73                         | 51             | 81       | 34          | 34             | 72        | 35                   | 38          | 71        |
| Median rent.....dollars.....   | 26.59       | 30.75    | 49.45         | 35.60        | 32.19       | 26.27  | 23.74    | 19.46  | 21.78                      | 28.16          | 33.53    | 58.35       | 22.61          | 35.40     | 23.92                | 31.98       | 20.79     |
| <b>GROSS MONTHLY RENT</b>  |             |          |               |              |             |        |          |        |                            |                |          |             |                |           |                      |             |           |
| Renter-occupied dwelling units.....  | 331         | 318      | 460           | 1,117        | 651         | 1,140  | 562      | 594    | 375                        | 340            | 711      | 497         | 331            | 869       | 260                  | 399         | 648       |
| Less than \$10.....  | 2           | ...      | 1             | 4            | 1           | 5      | 11       | 1      | 11                         | ...            | 1        | ...         | 2              | 3         | 4                    | 1           | 9         |
| \$10 to \$19.....  | 11          | 6        | 4             | 24           | 18          | 41     | 39       | 31     | 53                         | 20             | 45       | 2           | 40             | 33        | 6                    | 7           | 26        |
| \$20 to \$29.....  | 48          | 51       | 16            | 132          | 67          | 263    | 108      | 169    | 78                         | 73             | 99       | 4           | 85             | 115       | 58                   | 43          | 152       |
| \$30 to \$39.....  | 88          | 94       | 28            | 243          | 151         | 457    | 173      | 208    | 110                        | 88             | 167      | 25          | 102            | 199       | 104                  | 100         | 184       |
| \$40 to \$49.....  | 91          | 51       | 93            | 262          | 174         | 235    | 119      | 95     | 42                         | 70             | 164      | 83          | 47             | 203       | 44                   | 117         | 133       |
| \$50 to \$59.....  | 38          | 33       | 112           | 197          | 108         | 61     | 34       | 14     | 8                          | 29             | 92       | 93          | 14             | 122       | 13                   | 62          | 51        |
| \$60 to \$74.....  | 12          | 20       | 113           | 129          | 60          | 25     | 13       | 5      | 3                          | 8              | 45       | 157         | 4              | 82        | 2                    | 22          | 12        |
| \$75 to \$99.....  | 4           | 24       | 61            | 25           | 31          | 3      | 4        | 5      | ...                        | 1              | 12       | 69          | 3              | 28        | 2                    | 6           | 7         |
| \$100 or more.....   | 2           | 4        | 15            | 2            | 5           | 1      | 1        | ...    | ...                        | ...            | 1        | 33          | ...            | 3         | ...                  | 3           | 5         |
| Rent free or not reported.....   | 35          | 35       | 17            | 99           | 36          | 49     | 60       | 66     | 70                         | 51             | 85       | 31          | 34             | 81        | 27                   | 38          | 69        |
| Median rent.....dollars.....   | 39.40       | 38.42    | 56.60         | 43.55        | 43.55       | 35.14  | 35.06    | 32.34  | 30.12                      | 35.70          | 39.56    | 61.98       | 31.94          | 41.67     | 34.25                | 42.02       | 34.33     |
| <b>VALUE OF ONE-DWELLING-UNIT STRUCTURES</b>   |             |          |               |              |             |        |          |        |                            |                |          |             |                |           |                      |             |           |
| Owner-occupied dwelling units; and vacant nonseasonal not dilapidated units, for sale only.....  | 385         | 803      | 1,118         | 1,321        | 939         | 310    | 932      | 316    | 258                        | 610            | 935      | 860         | 416            | 958       | 546                  | 578         | 773       |
| Less than \$3,000.....   | 52          | 13       | 9             | 170          | 5           | 12     | 10       | 74     | 87                         | 166            | 17       | 2           | 31             | 31        | 56                   | 5           | 64        |
| \$3,000 to \$3,999.....  | 49          | 20       | 2             | 194          | 11          | 22     | 26       | 72     | 37                         | 125            | 44       | 1           | 39             | 40        | 82                   | 13          | 110       |
| \$4,000 to \$4,999.....  | 64          | 47       | 6             | 194          | 25          | 35     | 105      | 62     | 26                         | 88             | 69       | 2           | 51             | 90        | 100                  | 26          | 97        |
| \$5,000 to \$7,499.....  | 132         | 188      | 140           | 396          | 333         | 144    | 436      | 73     | 69                         | 141            | 354      | 30          | 173            | 369       | 253                  | 264         | 308       |
| \$7,500 to \$9,999.....  | 58          | 334      | 465           | 144          | 225         | 52     | 200      | 15     | 15                         | 45             | 198      | 117         | 65             | 226       | 28                   | 132         | 118       |
| \$10,000 to \$14,999.....  | 18          | 165      | 416           | 106          | 220         | 29     | 101      | 5      | 7                          | 29             | 179      | 488         | 33             | 151       | 15                   | 91          | 50        |
| \$15,000 or more.....  | 9           | 26       | 62            | 58           | 107         | 5      | 44       | 2      | 12                         | 8              | 59       | 211         | 21             | 34        | 5                    | 38          | 14        |
| Not reported.....  | 3           | 10       | 18            | 59           | 13          | 11     | 10       | 13     | 5                          | 8              | 15       | 9           | 3              | 17        | 7                    | 9           | 12        |
| Median value.....dollars.....  | 5,423       | 8,412    | 9,563         | 5,322        | 8,439       | 6,437  | 6,872    | 4,039  | 4,046                      | 4,064          | 7,310    | 12,752      | 6,374          | 7,089     | 5,189                | 7,252       | 5,780     |
| <b>CONTRACT MONTHLY RENT</b>   |             |          |               |              |             |        |          |        |                            |                |          |             |                |           |                      |             |           |
| Renter-occupied dwelling units; and vacant non-seasonal not dilapidated units, for rent.....     | 726         | 779      | 673           | 840          | 448         | 877    | 364      | 1,061  | 468                        | 334            | 1,002    | 592         | 875            | 416       | 313                  | 392         | 308       |
| Less than \$10.....  | 4           | 17       | 8             | 23           | 7           | ...    | 6        | 17     | 1                          | 37             | 13       | 6           | ...            | 15        | 26                   | 4           | 4         |
| \$10 to \$19.....  | 55          | 137      | 66            | 188          | 104         | 29     | 1        | 229    | 98                         | 18             | 112      | 211         | 69             | 24        | 83                   | 158         | 45        |
| \$20 to \$29.....  | 242         | 193      | 177           | 279          | 159         | 103    | 19       | 412    | 108                        | 58             | 298      | 172         | 192            | 107       | 84                   | 27          | 91        |
| \$30 to \$39.....  | 187         | 150      | 167           | 159          | 52          | 124    | 40       | 253    | 96                         | 113            | 377      | 83          | 229            | 98        | 40                   | 15          | 76        |
| \$40 to \$49.....  | 118         | 132      | 94            | 87           | 43          | 135    | 107      | 65     | 67                         | 61             | 82       | 52          | 141            | 72        | 19                   | 2           | 42        |
| \$50 to \$59.....  | 42          | 47       | 59            | 34           | 17          | 117    | 64       | 27     | 19                         | 28             | 21       | 16          | 89             | 52        | 7                    | 1           | 10        |
| \$60 to \$74.....  | 19          | 36       | 25            | 4            | 13          | 92     | 30       | 3      | 3                          | 9              | 1        | 1           | 6              | 1         | ...                  | 1           | ...       |
| \$75 to \$99.....  | 2           | 5        | 5             | 1            | 1           | 47     | 25       | 1      | 2                          | ...            | 3        | 1           | 1              | ...       | ...                  | ...         | ...       |
| \$100 or more.....   | ...         | 5        | 1             | ...          | ...         | 68     | 22       | 58     | 48                         | 28             | 59       | 37          | 97             | 35        | 64                   | 64          | 36        |
| Rent free or not reported.....   | 57          | 57       | 71            | 65           | 36          | 68     | 22       | 58     | 48                         | 28             | 59       | 37          | 97             | 35        | 64                   | 64          | 36        |
| Median rent.....dollars.....   | 31.24       | 30.49    | 32.16         | 25.50        | 24.50       | 50.48  | 50.13    | 25.97  | 28.45                      | 35.30          | 30.16    | 22.29       | 34.68          | 35.94     | 22.58                | 16.13       | 29.07     |
| <b>GROSS MONTHLY RENT</b>  |             |          |               |              |             |        |          |        |                            |                |          |             |                |           |                      |             |           |
| Renter-occupied dwelling units.....  | 724         | 755      | 664           | 818          | 446         | 865    | 358      | 1,056  | 462                        | 333            | 986      | 587         | 870            | 413       | 307                  | 387         | 303       |
| Less than \$10.....  | ...         | 4        | 2             | 3            | 1           | 1      | ...      | 1      | 1                          | ...            | 6        | 2           | 3              | ...       | 4                    | 4           | 3         |
| \$10 to \$19.....  | 19          | 23       | 22            | 57           | 12          | 8      | ...      | 27     | 21                         | ...            | 81       | 26          | 37             | 11        | 23                   | 58          | 16        |
| \$20 to \$29.....  | 77          | 81       | 71            | 205          | 60          | 44     | 3        | 212    | 101                        | 12             | 298      | 135         | 102            | 36        | 92                   | 160         | 46        |
| \$30 to \$39.....  | 202         | 140      | 169           | 242          | 112         | 104    | 20       | 351    | 110                        | 70             | 277      | 176         | 178            | 84        | 76                   | 83          | 65        |
| \$40 to \$49.....  | 200         | 182      | 163           | 150          | 128         | 131    | 62       | 249    | 89                         | 79             | 174      | 126         | 186            | 120       | 26                   | 16          | 88        |
| \$50 to \$59.....  | 107         | 156      | 91            | 64           | 49          | 120    | 95       | 109    | 45                         | 75             | 58       | 61          | 163            | 50        | 11                   | 2           | 33        |
| \$60 to \$74.....  | 46          | 90       | 60            | 27           | 26          | 203    | 76       | 32     | 28                         | 42             | 31       | 17          | 82             | 67        | 4                    | 2           | 15        |
| \$75 to \$99.....  | 14          | 16       | 12            | 3            | 19          | 124    | 39       | 10     | 9                          | 17             | 2        | 7           | 17             | 9         | ...                  | ...         | 2         |
| \$100 or more.....   | ...         | 6        | 4             | 1            | 5           | 61     | 32       | 1      | 3                          | 1              | 2        | 1           | 3              | ...       | ...                  | ...         | ...       |
| Rent free or not reported.....   | 59          | 57       | 70            | 66           | 34          | 69     | 31       | 64     | 55                         | 31             | 57       | 36          | 101            | 36        | 71                   | 61          | 35        |
| Median rent.....dollars.....   | 41.23       | 45.05    | 41.52         | 33.98        | 41.14       | 58.67  | 57.76    | 36.97  | 36.72                      | 47.47          | 32.28    | 35.63       | 43.08          | 44.29     | 29.41                | 26.11       | 39.95     |
| <b>VALUE OF ONE-DWELLING-UNIT STRUCTURES</b>   |             |          |               |              |             |        |          |        |                            |                |          |             |                |           |                      |             |           |
| Owner-occupied dwelling units; and vacant non-seasonal not dilapidated units, for sale only..... | 1,030       | 1,234    | 1,151         | 838          | 455         | 653    | 1,036    | 544    | 934                        | 1,175          | 629      | 472         | 720            | 810       | 351                  | 220         | 414       |
| Less than \$3,000.....   | 14          | 76       | 87            | 120          | 30          | 25     | 1        | 15     | 18                         | 6              | 51       | 37          | 30             | 9         | 104                  | 57          | 25        |
| \$3,000 to \$3,999.....  | 12          | 133      | 117           | 98           | 34          | 17     | ...      | 43     | 42                         | 2              | 52       | 63          | 32             | 6         | 83                   | 76          | 33        |
| \$4,000 to \$4,999.....  | 37          | 179      | 128           | 96           | 45          | 21     | 1        | 77     | 72                         | 18             | 211      | 177         | 237            | 231       | 85                   | 38          | 179       |
| \$5,000 to \$7,499.....  | 210         | 526      | 396           | 307          | 114         | 99     | 100      | 262    | 330                        | 209            | 99       | 37          | 146            | 227       | 14                   | 2           | 77        |
| \$7,500 to \$9,999.....  | 279         | 197      | 197           | 112          | 99          | 97     | 434      | 80     | 222                        | 357            | 99       | 37          | 146            | 247       | 8                    | 1           | 42        |
| \$10,000 to \$14,999.....  | 351         | 102      | 130           | 81           | 87          | 234    | 432      | 41     | 166                        | 371            | 101      | 52          | 156            | 247       | 1                    | ...         | 5         |
| \$15,000 or more.....  | 113         | 13       | 86            | 16           | 40          | 137    | 46       | 17     | 72                         | 204            | 43       | 14          | 59             | 67        | 1                    | ...         | 2         |
| Not reported.....  | 14          | 8        | 10            | 8            | 6           | 23     | 22       | 9      | 12                         | 8              | 12       | 2           | 20             | 11        | 6                    | 3           | 32        |
| Median value.....dollars.....  | 9,556       | 5,937    | 6,400         | 5,614        | 7,488       | 11,147 | 9,783    | 6,280  | 7,443                      | 9,890          | 6,670    | 5,513       | 7,638          | 9,008     | 3,775                | 3,628       | 6,322     |

<sup>1</sup> Restricted to 1-dwelling-unit properties.

HOUSING—GENERAL CHARACTERISTICS

Table 24.—FINANCIAL CHARACTERISTICS OF DWELLING UNITS, FOR URBAN PLACES OF 2,500 TO 10,000: 1950—Con.

[Median not shown where base is less than 100]

| Subject  | South Uniontown (uninc.) | Southwest Greensburg | South Williamsport | Spangler | Spring City | Springdale | Stowe (uninc.) | Strabana (uninc.) | Stroudsburg | Summit Hill | Susquehanna Depot | Swarthmore | Swoyersville | Tarentum | Taylor | Throop | Titusville |
|--|--------------------------|----------------------|--------------------|----------|-------------|------------|----------------|-------------------|-------------|-------------|-------------------|------------|--------------|----------|--------|--------|------------|
| <b>CONTRACT MONTHLY RENT</b>   |                          |                      |                    |          |             |            |                |                   |             |             |                   |            |              |          |        |        |            |
| Renter-occupied dwelling units; and vacant non-seasonal not dilapidated units, for rent.....     | 489                      | 388                  | 608                | 280      | 313         | 590        | 172            | 559               | 1,125       | 395         | 286               | 400        | 703          | 1,426    | 983    | 623    | 1,272      |
| Less than \$10.....  | 4                        | ...                  | 6                  | 15       | 3           | 6          | 3              | 8                 | 5           | 3           | 6                 | ...        | 28           | 6        | 23     | 15     | 59         |
| \$10 to \$19.....  | 120                      | 13                   | 86                 | 83       | 46          | 56         | 29             | 64                | 62          | 125         | 81                | 6          | 298          | 187      | 512    | 272    | 189        |
| \$20 to \$29.....  | 146                      | 50                   | 173                | 97       | 100         | 157        | 36             | 92                | 194         | 126         | 104               | 14         | 211          | 504      | 263    | 195    | 321        |
| \$30 to \$39.....  | 120                      | 78                   | 143                | 42       | 66          | 185        | 32             | 315               | 275         | 61          | 52                | 27         | 68           | 376      | 82     | 61     | 420        |
| \$40 to \$49.....  | 36                       | 85                   | 74                 | 9        | 44          | 82         | 20             | 11                | 242         | 18          | 13                | 39         | 16           | 152      | 31     | 15     | 123        |
| \$50 to \$59.....  | 15                       | 74                   | 47                 | 2        | 15          | 36         | 16             | 6                 | 134         | 8           | 1                 | 65         | 7            | 54       | 8      | ...    | 46         |
| \$60 to \$74.....  | 10                       | 42                   | 26                 | 2        | 4           | 15         | 8              | 4                 | 106         | 3           | ...               | 83         | 1            | 16       | 3      | 1      | 13         |
| \$75 to \$99.....  | 1                        | 11                   | 5                  | ...      | 2           | 3          | 2              | 1                 | 30          | ...         | ...               | 99         | ...          | 4        | 2      | ...    | 1          |
| \$100 or more.....   | ...                      | ...                  | 1                  | ...      | ...         | 1          | 1              | ...               | 5           | ...         | 1                 | 36         | 1            | 2        | ...    | ...    | 5          |
| Rent free or not reported.....   | 37                       | 35                   | 47                 | 30       | 33          | 49         | 25             | 58                | 72          | 51          | 28                | 31         | 73           | 125      | 59     | 63     | 95         |
| Median rent.....dollars..  | 26.53                    | 43.68                | 30.49              | 21.51    | 28.77       | 31.91      | 31.46          | 32.12             | 39.17       | 23.05       | 23.32             | 65.55      | 19.21        | 28.61    | 18.40  | 19.31  | 29.88      |
| <b>GROSS MONTHLY RENT</b>  |                          |                      |                    |          |             |            |                |                   |             |             |                   |            |              |          |        |        |            |
| Renter-occupied dwelling units.....  | 484                      | 377                  | 598                | 279      | 312         | 589        | 169            | 547               | 1,107       | 391         | 271               | 397        | 702          | 1,415    | 976    | 621    | 1,237      |
| Less than \$10.....  | 3                        | ...                  | 1                  | 4        | 1           | 5          | 2              | 3                 | 3           | ...         | ...               | ...        | 7            | 4        | 1      | 2      | 56         |
| \$10 to \$19.....  | 38                       | 1                    | 10                 | 27       | 11          | 9          | 3              | 22                | 12          | 7           | 2                 | ...        | 45           | 38       | 62     | 32     | 83         |
| \$20 to \$29.....  | 157                      | 20                   | 57                 | 100      | 44          | 66         | 22             | 65                | 72          | 47          | 57                | 7          | 205          | 231      | 338    | 194    | 196        |
| \$30 to \$39.....  | 142                      | 48                   | 101                | 65       | 98          | 166        | 45             | 214               | 162         | 98          | 79                | 26         | 205          | 452      | 326    | 200    | 300        |
| \$40 to \$49.....  | 69                       | 78                   | 171                | 34       | 74          | 166        | 27             | 167               | 256         | 105         | 80                | 31         | 117          | 344      | 136    | 97     | 290        |
| \$50 to \$59.....  | 16                       | 83                   | 116                | 9        | 41          | 72         | 23             | 7                 | 261         | 56          | 17                | 72         | 32           | 143      | 40     | 25     | 160        |
| \$60 to \$74.....  | 16                       | 79                   | 56                 | 3        | 7           | 41         | 14             | 11                | 208         | 18          | 4                 | 65         | 11           | 54       | 9      | 6      | 36         |
| \$75 to \$99.....  | 7                        | 27                   | 28                 | 1        | 1           | 9          | 6              | 2                 | 54          | 6           | ...               | 103        | 1            | 16       | 3      | 1      | 10         |
| \$100 or more.....   | ...                      | 4                    | 3                  | ...      | 1           | 4          | 2              | 1                 | 11          | ...         | 1                 | 62         | 2            | 3        | 1      | 1      | 2          |
| Rent free or not reported.....   | 36                       | 37                   | 55                 | 36       | 34          | 51         | 25             | 55                | 68          | 54          | 31                | 31         | 77           | 130      | 60     | 63     | 104        |
| Median rent.....dollars..  | 30.99                    | 52.27                | 45.49              | 28.69    | 37.94       | 40.89      | 39.50          | 37.18             | 50.06       | 41.07       | 37.30             | 70.35      | 32.02        | 37.75    | 30.94  | 31.63  | 37.32      |
| <b>VALUE OF ONE-DWELLING-UNIT STRUCTURES</b>   |                          |                      |                    |          |             |            |                |                   |             |             |                   |            |              |          |        |        |            |
| Owner-occupied dwelling units; and vacant non-seasonal not dilapidated units, for sale only..... | 336                      | 436                  | 1,066              | 393      | 527         | 568        | 458            | 357               | 647         | 779         | 326               | 764        | 987          | 987      | 536    | 700    | 1,241      |
| Less than \$3,000.....   | 31                       | 4                    | 51                 | 94       | 20          | 16         | 36             | 22                | 18          | 68          | 158               | ...        | 118          | 65       | 50     | 132    | 144        |
| \$3,000 to \$3,999.....  | 37                       | 7                    | 91                 | 66       | 27          | 23         | 34             | 31                | 23          | 95          | 73                | ...        | 176          | 89       | 105    | 164    | 161        |
| \$4,000 to \$4,999.....  | 24                       | 17                   | 100                | 54       | 39          | 32         | 59             | 50                | 35          | 149         | 37                | 2          | 186          | 113      | 82     | 127    | 219        |
| \$5,000 to \$7,499.....  | 92                       | 120                  | 453                | 111      | 249         | 183        | 161            | 127               | 144         | 327         | 42                | 11         | 328          | 395      | 194    | 214    | 411        |
| \$7,500 to \$9,999.....  | 84                       | 136                  | 201                | 30       | 101         | 164        | 92             | 51                | 143         | 98          | 8                 | 34         | 102          | 138      | 53     | 40     | 127        |
| \$10,000 to \$14,999.....  | 53                       | 117                  | 4                  | 23       | 53          | 116        | 57             | 45                | 169         | 35          | 6                 | 107        | 58           | 129      | 32     | 19     | 101        |
| \$15,000 or more.....  | 10                       | 34                   | 38                 | 4        | 26          | 28         | 7              | 11                | 104         | 4           | ...               | 585        | 7            | 39       | 7      | 3      | 54         |
| Not reported.....  | 5                        | 1                    | 14                 | 11       | 12          | 6          | 12             | 20                | 11          | 3           | 2                 | 25         | 12           | 19       | 13     | 1      | 24         |
| Median value.....dollars..   | 6,963                    | 8,728                | 6,605              | 4,524    | 6,737       | 7,862      | 6,321          | 6,186             | 9,163       | 5,464       | 3,005             | 19,260     | 5,003        | 6,304    | 5,222  | 4,371  | 5,395      |

| Subject  | To-wanda | Traf-ford | Trev-orton (uninc.) | Ty-rone | Union City | Upland | Van-der-grift | Verona | Waynes-burg | Weath-erly | Wella-boro | Wesley-ville | West Hazel-ton | West Home-stead | West-mont | West Newton | West Pitta-ton |
|--|----------|-----------|---------------------|---------|------------|--------|---------------|--------|-------------|------------|------------|--------------|----------------|-----------------|-----------|-------------|----------------|
| <b>CONTRACT MONTHLY RENT</b>   |          |           |                     |         |            |        |               |        |             |            |            |              |                |                 |           |             |                |
| Renter-occupied dwelling units; and vacant non-seasonal not dilapidated units, for rent.....     | 608      | 423       | 266                 | 1,118   | 390        | 587    | 1,330         | 510    | 786         | 245        | 483        | 250          | 1,017          | 607             | 368       | 395         | 899            |
| Less than \$10.....  | 20       | ...       | 33                  | 20      | 31         | 5      | 10            | 6      | 17          | 5          | ...        | 1            | 2              | 4               | 2         | 14          | 4              |
| \$10 to \$19.....  | 139      | 33        | 121                 | 299     | 105        | 20     | 177           | 49     | 116         | 73         | 31         | 19           | 103            | 97              | 14        | 113         | 54             |
| \$20 to \$29.....  | 174      | 155       | 32                  | 413     | 91         | 160    | 480           | 153    | 195         | 83         | 94         | 60           | 380            | 183             | 17        | 102         | 316            |
| \$30 to \$39.....  | 116      | 114       | 15                  | 204     | 63         | 264    | 358           | 131    | 196         | 43         | 131        | 52           | 267            | 178             | 23        | 89          | 252            |
| \$40 to \$49.....  | 63       | 47        | 4                   | 64      | 25         | 45     | 138           | 72     | 112         | 11         | 100        | 48           | 151            | 71              | 76        | 18          | 134            |
| \$50 to \$59.....  | 26       | 21        | 3                   | 26      | 8          | 25     | 59            | 44     | 56          | 6          | 42         | 17           | 54             | 21              | 70        | 4           | 57             |
| \$60 to \$74.....  | 15       | 8         | 1                   | 5       | 1          | 15     | 21            | 13     | 17          | 6          | 13         | 29           | 18             | 14              | 63        | 3           | 29             |
| \$75 to \$99.....  | 1        | ...       | ...                 | 4       | 1          | 16     | 8             | 12     | 6           | ...        | 3          | ...          | 5              | 4               | 50        | 1           | 8              |
| \$100 or more.....   | 1        | ...       | ...                 | 1       | ...        | 1      | 1             | 3      | 1           | ...        | ...        | 1            | 1              | 1               | 12        | ...         | 2              |
| Rent free or not reported.....   | 53       | 45        | 57                  | 82      | 65         | 36     | 78            | 27     | 70          | 18         | 69         | 23           | 36             | 34              | 41        | 51          | 43             |
| Median rent.....dollars..  | 26.64    | 29.59     | 14.40               | 24.35   | 21.87      | 32.66  | 28.81         | 32.00  | 30.94       | 23.12      | 36.36      | 36.07        | 29.68          | 29.62           | 54.00     | 23.75       | 31.36          |
| <b>GROSS MONTHLY RENT</b>  |          |           |                     |         |            |        |               |        |             |            |            |              |                |                 |           |             |                |
| Renter-occupied dwelling units.....  | 597      | 417       | 262                 | 1,103   | 380        | 566    | 1,307         | 508    | 775         | 242        | 469        | 245          | 1,008          | 601             | 363       | 391         | 891            |
| Less than \$10.....  | 2        | ...       | 3                   | 2       | 10         | 1      | 3             | 2      | 2           | ...        | 6          | 1            | ...            | 3               | ...       | 6           | ...            |
| \$10 to \$19.....  | 16       | 2         | 49                  | 94      | 47         | 5      | 22            | 8      | 55          | 7          | 11         | 6            | 18             | 31              | 4         | 36          | 9              |
| \$20 to \$29.....  | 97       | 66        | 95                  | 316     | 114        | 21     | 191           | 54     | 144         | 52         | 44         | 22           | 92             | 117             | 11        | 97          | 42             |
| \$30 to \$39.....  | 143      | 139       | 39                  | 355     | 79         | 120    | 419           | 139    | 188         | 87         | 92         | 60           | 284            | 158             | 20        | 98          | 159            |
| \$40 to \$49.....  | 122      | 103       | 15                  | 169     | 51         | 232    | 371           | 132    | 151         | 52         | 124        | 55           | 313            | 179             | 47        | 68          | 313            |
| \$50 to \$59.....  | 89       | 37        | 2                   | 60      | 13         | 84     | 140           | 70     | 90          | 16         | 72         | 37           | 177            | 50              | 62        | 24          | 183            |
| \$60 to \$74.....  | 57       | 17        | 5                   | 23      | 5          | 46     | 58            | 47     | 45          | 11         | 39         | 36           | 70             | 27              | 94        | 9           | 110            |
| \$75 to \$99.....  | 14       | 7         | ...                 | 3       | ...        | 14     | 21            | 21     | 13          | 1          | 11         | 7            | 12             | 2               | 61        | 3           | 26             |
| \$100 or more.....   | 3        | ...       | ...                 | 4       | 1          | 4      | 2             | 8      | 1           | ...        | 1          | 1            | 2              | 1               | 25        | ...         | 4              |
| Rent free or not reported.....   | 54       | 46        | 54                  | 77      | 60         | 39     | 80            | 27     | 86          | 16         | 69         | 20           | 40             | 33              | 39        | 50          | 45             |
| Median rent.....dollars..  | 40.61    | 38.20     | 25.52               | 32.22   | 28.35      | 44.52  | 39.05         | 42.34  | 36.97       | 36.26      | 43.29      | 43.77        | 42.38          | 38.18           | 62.37     | 32.71       | 46.31          |
| <b>VALUE OF ONE-DWELLING-UNIT STRUCTURES</b>   |          |           |                     |         |            |        |               |        |             |            |            |              |                |                 |           |             |                |
| Owner-occupied dwelling units; and vacant non-seasonal not dilapidated units, for sale only..... | 566      | 449       | 342                 | 1,114   | 660        | 468    | 1,163         | 505    | 730         | 463        | 722        | 574          | 444            | 194             | 857       | 627         | 912            |
| Less than \$3,000.....   | 58       | 8         | 69                  | 132     | 180        | 10     | 43            | 25     | 31          | 46         | 36         | 12           | 8              | 5               | 87        | 25          | 25             |
| \$3,000 to \$3,999.....  | 68       | 24        | 86                  | 159     | 122        | 40     | 98            | 32     | 41          | 74         | 61         | 11           | 29             | 7               | 11        | 81          | 63             |
| \$4,000 to \$4,999.....  | 80       | 42        | 71                  | 182     | 124        | 49     | 166           | 54     | 51          | 63         | 98         | 14           | 64             | 20              | 8         | 90          | 92             |
| \$5,000 to \$7,499.....  | 197      | 129       | 69                  | 344     | 167        | 156    | 454           | 193    | 208         | 138        | 249        | 203          | 202            | 96              | 44        | 222         | 369            |
| \$7,500 to \$9,999.....  | 53       | 110       | 22                  | 143     | 21         | 144    | 247           | 105    | 126         | 55         | 148        | 235          | 51             | 25              | 44        | 90          | 142            |
| \$10,000 to \$14,999.....  | 63       | 125       | 16                  | 95      | 30         | 48     | 114           | 68     | 179         | 64         | 85         | 79           | 49             | 29              | 263       | 42          | 136            |
| \$15,000 or more.....  | 36       | 11        | ...                 | 38      | 4          | 7      | 22            | 14     | 79          | 13         | 21         | 10           | 38             | 8               | 443       | 9           | 49             |
| Not reported.....  | 11       | ...       | 9                   | 21      | 12         | 14     | 19            | 14     | 15          | 10         | 24         | 10           | 3              | 1               | 39        | 6           | 33             |
| Median value.....dollars..   | 5,719    | 7,939     | 4,112               | 5,450   | 4,127      | 7,021  | 6,360         | 6,673  | 7,976       | 5,571      | 6,446      | 7,897        | 6,436          | 6,246           | 15,638    | 5,540       | 6,771          |

<sup>1</sup> Restricted to 1-dwelling-unit properties.

Table 24.—FINANCIAL CHARACTERISTICS OF DWELLING UNITS, FOR URBAN PLACES OF 2,500 TO 10,000: 1950—Con.

[Median not shown where base is less than 100]

| Subject  | West Reading | West View | West Washington (uninc.) | West Wyoming | West York | Whitehall | White Oak | Wilmerding | Wilson | Windber | Winton | Wyoming | Wyomissing | Youngwood | Zelienople |
|--|--------------|-----------|--------------------------|--------------|-----------|-----------|-----------|------------|--------|---------|--------|---------|------------|-----------|------------|
| <b>CONTRACT MONTHLY RENT</b>   |              |           |                          |              |           |           |           |            |        |         |        |         |            |           |            |
| Renter-occupied dwelling units; and vacant non-seasonal not dilapidated units, for rent.....                 | 445          | 632       | 592                      | 256          | 548       | 795       | 394       | 788        | 684    | 1,172   | 608    | 541     | 315        | 267       | 280        |
| Less than \$10.....  | 2            | ...       | 24                       | 6            | 4         | ...       | 3         | 3          | 2      | 39      | 12     | 1       | 7          | 1         | 6          |
| \$10 to \$19.....  | 22           | 4         | 236                      | 77           | 30        | 8         | 31        | 92         | 20     | 496     | 257    | 48      | 14         | 22        | 34         |
| \$20 to \$29.....  | 102          | 68        | 191                      | 95           | 146       | 13        | 65        | 266        | 132    | 292     | 202    | 153     | 41         | 67        | 75         |
| \$30 to \$39.....  | 154          | 103       | 46                       | 31           | 180       | 13        | 71        | 215        | 259    | 155     | 51     | 175     | 72         | 97        | 61         |
| \$40 to \$49.....  | 85           | 150       | 26                       | 10           | 104       | 14        | 72        | 118        | 123    | 51      | 18     | 63      | 47         | 30        | 37         |
| \$50 to \$59.....  | 25           | 127       | 1                        | 6            | 28        | 15        | 47        | 34         | 48     | 25      | 4      | 38      | 27         | 17        | 17         |
| \$60 to \$74.....  | 19           | 91        | 2                        | 2            | 13        | 91        | 22        | 8          | 42     | 16      | 4      | 17      | 48         | 7         | 7          |
| \$75 to \$99.....  | 13           | 28        | 1                        | 1            | 3         | 327       | 30        | ...        | 15     | 4       | 2      | 4       | 13         | 1         | 2          |
| \$100 or more.....   | 3            | 12        | ...                      | 1            | ...       | 240       | 19        | ...        | 5      | 1       | 1      | 1       | 7          | ...       | 2          |
| Rent free or not reported.....   | 20           | 49        | 65                       | 27           | 40        | 74        | 34        | 52         | 38     | 93      | 57     | 41      | 39         | 25        | 39         |
| Median rent.....dollars..  | 35.23        | 47.27     | 19.67                    | 22.36        | 33.48     | 90.29     | 40.89     | 29.82      | 35.98  | 19.64   | 19.77  | 31.95   | 40.35      | 33.19     | 30.56      |
| <b>GROSS MONTHLY RENT</b>  |              |           |                          |              |           |           |           |            |        |         |        |         |            |           |            |
| Renter-occupied dwelling units.....  | 439          | 628       | 582                      | 254          | 545       | 677       | 377       | 783        | 679    | 1,169   | 607    | 536     | 314        | 263       | 272        |
| Less than \$10.....  | ...          | ...       | 7                        | 2            | 2         | ...       | 1         | 1          | ...    | 4       | 1      | ...     | 2          | ...       | 1          |
| \$10 to \$19.....  | 6            | ...       | 63                       | 15           | 13        | 2         | 11        | 25         | 4      | 214     | 22     | 5       | 7          | 8         | 15         |
| \$20 to \$29.....  | 39           | 29        | 195                      | 42           | 67        | 5         | 42        | 119        | 42     | 375     | 143    | 46      | 13         | 28        | 39         |
| \$30 to \$39.....  | 96           | 85        | 139                      | 95           | 150       | 13        | 65        | 251        | 163    | 252     | 238    | 110     | 54         | 80        | 66         |
| \$40 to \$49.....  | 135          | 105       | 55                       | 41           | 167       | 13        | 66        | 227        | 208    | 137     | 96     | 156     | 44         | 77        | 53         |
| \$50 to \$59.....  | 82           | 114       | 12                       | 23           | 64        | 18        | 62        | 82         | 120    | 55      | 25     | 111     | 43         | 28        | 28         |
| \$60 to \$74.....  | 35           | 163       | 12                       | 6            | 31        | 86        | 52        | 19         | 63     | 26      | 16     | 52      | 49         | 16        | 24         |
| \$75 to \$99.....  | 20           | 67        | ...                      | 2            | 8         | 271       | 23        | 6          | 31     | 4       | 5      | 11      | 49         | 1         | 6          |
| \$100 or more.....   | 6            | 14        | 1                        | 1            | 2         | 207       | 20        | ...        | 6      | 3       | 3      | 2       | 13         | ...       | ...        |
| Rent free or not reported.....   | 20           | 51        | 98                       | 27           | 41        | 62        | 35        | 53         | 42     | 99      | 58     | 43      | 40         | 25        | 40         |
| Median rent.....dollars..  | 44.57        | 55.60     | 28.45                    | 35.19        | 40.70     | 90.23     | 47.38     | 38.39      | 44.76  | 27.95   | 33.24  | 44.98   | 53.45      | 39.89     | 38.84      |
| <b>VALUE OF ONE-DWELLING-UNIT STRUCTURES</b>   |              |           |                          |              |           |           |           |            |        |         |        |         |            |           |            |
| Owner-occupied dwelling units; <sup>1</sup> and vacant nonseasonal not dilapidated units, for sale only..... | 921          | 1,331     | 480                      | 382          | 995       | 1,460     | 1,272     | 405        | 1,535  | 645     | 692    | 538     | 928        | 417       | 462        |
| Less than \$3,000.....   | 1            | 4         | 154                      | 56           | 11        | 10        | 34        | 16         | 13     | 24      | 91     | 17      | 5          | 14        | 22         |
| \$3,000 to \$3,999.....  | 12           | 7         | 102                      | 41           | 21        | 4         | 49        | 25         | 27     | 41      | 100    | 41      | 12         | 31        | 20         |
| \$4,000 to \$4,999.....  | 35           | 14        | 79                       | 58           | 52        | 5         | 74        | 44         | 91     | 65      | 113    | 63      | 16         | 37        | 40         |
| \$5,000 to \$7,499.....  | 183          | 154       | 97                       | 132          | 304       | 36        | 222       | 214        | 589    | 248     | 270    | 200     | 116        | 170       | 173        |
| \$7,500 to \$9,999.....  | 343          | 371       | 16                       | 54           | 430       | 39        | 222       | 73         | 500    | 128     | 59     | 97      | 160        | 90        | 91         |
| \$10,000 to \$14,999.....  | 267          | 600       | 3                        | 27           | 133       | 675       | 427       | 24         | 229    | 94      | 37     | 87      | 303        | 61        | 80         |
| \$15,000 or more.....  | 76           | 170       | 3                        | 7            | 27        | 671       | 235       | 4          | 78     | 23      | 12     | 29      | 303        | 11        | 31         |
| Not reported.....  | 4            | 11        | 26                       | 7            | 17        | 20        | 9         | 5          | 8      | 22      | 10     | 4       | 13         | 3         | 5          |
| Median value.....dollars..   | 9,108        | 10,867    | 3,666                    | 5,492        | 8,037     | 14,587    | 10,307    | 6,473      | 7,668  | 6,789   | 5,235  | 6,733   | 12,400     | 6,775     | 7,082      |

<sup>1</sup> Restricted to 1-dwelling-unit properties.

## HOUSING—GENERAL CHARACTERISTICS

Table 25.—CHARACTERISTICS OF DWELLING UNITS, FOR PLACES OF 1,000 TO 2,500: 1950

(Average not shown where base is less than 100)

| Incorporated or unincorporated place     | Urban, rural nonfarm, and rural farm       |                |                 |   |                               |   |                                |                                 |                         |                  |              |                       | Urban and rural nonfarm |                                    |                                |  | Rural-farm dwelling units |                         |
|--|--|----------------|-----------------|---|-------------------------------|---|--------------------------------|---------------------------------|-------------------------|------------------|--------------|-----------------------|-------------------------|------------------------------------|--------------------------------|--|---------------------------|-------------------------|
|  | All dwelling units by occupancy and tenure |                |                 |   |                               | All dwelling units by condition and plumbing facilities |                                |                                 | Occupied dwelling units |                  |              |                       | Total dwelling units    | Contract monthly rent <sup>1</sup> |                                | Value of one-dwelling-unit structures <sup>2</sup> |                           |                         |
|  | Total                                      | Owner occupied | Renter occupied | Vacant nonseas. not dilap. for rent or sale | Other vacant and non-resident | Number reporting  | No private bath or dilapidated | No running water or dilapidated | Total                   | Persons per room |              | Occupied by non-white |                         | Number reporting                   | Average monthly rent (dollars) | Number reporting                                   |                           | Average value (dollars) |
|  |  |                |                 |   |                               |   |                                |                                 |                         | Number reporting | 1.51 or more |                       |                         |                                    |                                |  |                           |                         |
| Adah-Antram (uninc.)                     | 291  | 12             | 268             | 1   | 10                            | 291   | 275                            | 5                               | 280                     | 278              | 38           | 67                    | 286                     | 262                                | 11.10                          | 9  | ...                       | 5                       |
| Adamstown                                | 308  | 180            | 115             | ...   | 13                            | 304   | 141                            | 39                              | 295                     | 293              | 5            | ...                   | 295                     | 102                                | 19.96                          | 143  | 7,980                     | 13                      |
| Akron                                    | 307  | 169            | 136             | 2   | ...                           | 304   | 76                             | 4                               | 305                     | 300              | 1            | 1                     | 304                     | 122                                | 22.98                          | 132  | 8,104                     | 3                       |
| Albion                                   | 571  | 398            | 163             | 5   | 5                             | 555   | 104                            | 23                              | 561                     | 558              | 6            | 1                     | 567                     | 144                                | 27.38                          | 324  | 6,094                     | 4                       |
| Allison (uninc.)                         | 460  | 316            | 138             | 1   | 5                             | 450   | 376                            | 69                              | 454                     | 448              | 34           | 57                    | 455                     | 112                                | 14.03                          | 247  | 1,512                     | 5                       |
| Amber Highlands-Fort Washington (uninc.) | 510  | 385            | 116             | 2   | 7                             | 501   | 44                             | 14                              | 501                     | 494              | 1            | 17                    | 506                     | 106                                | 42.08                          | 335  | 13,128                    | 4                       |
| Aveila (uninc.)                          | 551  | 224            | 310             | 9   | 8                             | 542   | 360                            | 133                             | 534                     | 531              | 38           | 24                    | 548                     | 278                                | 15.00                          | 167  | 4,025                     | 3                       |
| Avis                                     | 353  | 249            | 96              | 2   | 6                             | 346   | 111                            | 37                              | 345                     | 342              | 10           | ...                   | 353                     | 82                                 | ...                            | 213  | 4,618                     | ...                     |
| Avonmore                                 | 375  | 253            | 108             | 5   | 9                             | 357   | 129                            | 40                              | 361                     | 356              | 16           | 22                    | 370                     | 101                                | 21.35                          | 206  | 3,889                     | 5                       |
| Bakerton (uninc.)                        | 259  | 194            | 61              | ...   | 4                             | 258   | 145                            | 48                              | 255                     | 253              | 12           | ...                   | 259                     | 42                                 | ...                            | 176  | 2,523                     | ...                     |
| Bath                                     | 514  | 281            | 220             | 4   | 9                             | 508   | 138                            | 11                              | 501                     | 499              | 8            | ...                   | 507                     | 197                                | 26.01                          | 202  | 6,491                     | 7                       |
| Beaver Meadows                           | 441  | 246            | 190             | 5   | ...                           | 430   | 168                            | 9                               | 426                     | 428              | 4            | ...                   | 436                     | 180                                | 20.86                          | 156  | 6,335                     | 5                       |
| Belle Vernon                             | 659  | 267            | 391             | 1   | ...                           | 633   | 228                            | 28                              | 658                     | 651              | 32           | 32                    | 657                     | 362                                | 24.40                          | 179  | 5,145                     | 2                       |
| Belleville (uninc.)                      | 414  | 266            | 134             | 4   | 10                            | 410   | 101                            | 12                              | 400                     | 399              | 4            | ...                   | 393                     | 125                                | 24.67                          | 213  | 6,636                     | 21                      |
| Ben Avon                                 | 763  | 504            | 250             | 6   | 3                             | 747   | 79                             | 33                              | 754                     | 747              | 6            | 39                    | 763                     | 231                                | 52.97                          | 378  | 14,405                    | ...                     |
| Berlin                                   | 511  | 309            | 182             | 2   | 18                            | 506   | 132                            | 30                              | 491                     | 488              | 6            | 1                     | 501                     | 155                                | 24.68                          | 231  | 5,999                     | 10                      |
| Bessemer                                 | 430  | 260            | 163             | 1   | 6                             | 418   | 209                            | 26                              | 423                     | 422              | 10           | ...                   | 425                     | 146                                | 16.40                          | 215  | 5,502                     | 5                       |
| Blainox                                  | 566  | 371            | 188             | ...   | 7                             | 559   | 86                             | 10                              | 559                     | 550              | 23           | ...                   | 566                     | 181                                | 32.96                          | 221  | 7,412                     | ...                     |
| Bloomfield                               | 335  | 184            | 127             | 10  | 14                            | 329   | 54                             | 23                              | 311                     | 308              | 2            | ...                   | 321                     | 98                                 | ...                            | 133  | 7,012                     | 14                      |
| Blossburg                                | 621  | 393            | 206             | 5   | 17                            | 612   | 199                            | 54                              | 599                     | 596              | 5            | 2                     | 612                     | 171                                | 20.49                          | 321  | 3,781                     | 9                       |
| Bobtown (uninc.)                         | 362  | 338            | 22              | ...   | 2                             | 359   | 193                            | 6                               | 360                     | 358              | 39           | ...                   | 357                     | 14                                 | ...                            | 316  | 2,734                     | 5                       |
| Boswell                                  | 481  | 266            | 208             | 5   | 2                             | 472   | 217                            | 35                              | 474                     | 473              | 15           | ...                   | 477                     | 187                                | 18.77                          | 181  | 5,185                     | 4                       |
| Braddock Hills                           | 483  | 382            | 92              | 3   | 6                             | 467   | 142                            | 78                              | 474                     | 471              | 36           | ...                   | 483                     | 79                                 | ...                            | 342  | 6,535                     | ...                     |
| Bridgewater                              | 390  | 262            | 114             | 4   | 10                            | 379   | 155                            | 63                              | 376                     | 373              | 13           | 21                    | 390                     | 104                                | 31.32                          | 192  | 6,167                     | ...                     |
| Brookhaven                               | 289  | 222            | 66              | ...   | 1                             | 283   | 27                             | 22                              | 288                     | 287              | 1            | 1                     | 277                     | 50                                 | ...                            | 181  | 8,659                     | 12                      |
| Brownstown                               | 368  | 256            | 106             | 2   | 4                             | 366   | 124                            | 3                               | 362                     | 362              | 22           | ...                   | 368                     | 92                                 | ...                            | 211  | 6,323                     | ...                     |
| Burgettstown                             | 741  | 415            | 301             | 17  | 7                             | 731   | 284                            | 137                             | 717                     | 703              | 20           | 17                    | 740                     | 280                                | 29.05                          | 317  | 6,115                     | 1                       |
| Calmbrook (uninc.)                       | 402  | 76             | 316             | 4   | 6                             | 396   | 330                            | 63                              | 392                     | 386              | 28           | ...                   | 399                     | 303                                | 11.73                          | 50   | ...                       | 3                       |
| Cambridge Springs                        | 634  | 347            | 261             | 7   | 19                            | 608   | 87                             | 22                              | 608                     | 595              | 10           | 1                     | 624                     | 240                                | 28.12                          | 246  | 5,815                     | 10                      |
| Canton                                   | 747  | 350            | 350             | 14  | 33                            | 725   | 169                            | 52                              | 700                     | 696              | 9            | 4                     | 731                     | 315                                | 20.56                          | 235  | 6,216                     | 16                      |
| Carrilltown                              | 366  | 263            | 99              | 2   | 2                             | 348   | 110                            | 12                              | 362                     | 357              | 9            | ...                   | 357                     | 55                                 | ...                            | 207  | 5,086                     | 9                       |
| Cattavissa                               | 621  | 402            | 209             | 3   | 7                             | 617   | 103                            | 39                              | 611                     | 608              | 11           | 1                     | 621                     | 188                                | 20.85                          | 319  | 5,141                     | ...                     |
| Central City                             | 560  | 313            | 234             | 6   | 7                             | 555   | 293                            | 13                              | 547                     | 545              | 19           | ...                   | 558                     | 212                                | 16.43                          | 225  | 5,383                     | 2                       |
| Centradia                                | 524  | 316            | 197             | 1   | 10                            | 516   | 174                            | 2                               | 513                     | 510              | 8            | ...                   | 524                     | 175                                | 18.02                          | 235  | 3,780                     | ...                     |
| Chalfant                                 | 417  | 240            | 168             | 6   | 3                             | 404   | 114                            | 42                              | 408                     | 407              | 18           | ...                   | 417                     | 161                                | 28.06                          | 165  | 7,705                     | ...                     |
| Chatwood (uninc.)                        | 433  | 316            | 112             | ...   | 5                             | 430   | 91                             | 46                              | 428                     | 424              | 13           | 44                    | 430                     | 104                                | 32.88                          | 285  | 9,627                     | 3                       |
| Cheswick                                 | 444  | 298            | 186             | ...   | ...                           | 441   | 64                             | 8                               | 444                     | 441              | 5            | ...                   | 444                     | 176                                | 38.78                          | 200  | 9,371                     | ...                     |
| Chevy Chase Heights (uninc.)             | 322  | 183            | 124             | 7   | 8                             | 321   | 198                            | 113                             | 307                     | 291              | 20           | 34                    | 321                     | 114                                | 24.70                          | 163  | 4,815                     | 1                       |
| Christiana                               | 322  | 189            | 129             | ...   | 4                             | 320   | 36                             | 5                               | 318                     | 312              | 2            | ...                   | 318                     | 112                                | 20.36                          | 148  | 7,614                     | 4                       |
| Churchill                                | 525  | 469            | 29              | 22  | 5                             | 520   | 14                             | 6                               | 498                     | 493              | 1            | 1                     | 525                     | 28                                 | ...                            | 467  | 16,447                    | ...                     |
| Claridge (uninc.)                        | 301  | 207            | 89              | 1   | 4                             | 298   | 248                            | 127                             | 296                     | 296              | 14           | ...                   | 298                     | 77                                 | ...                            | 160  | 3,431                     | 3                       |
| Claysburg (uninc.)                       | 361  | 155            | 202             | 2   | 2                             | 356   | 209                            | 114                             | 357                     | 352              | 29           | 35                    | 355                     | 180                                | 14.01                          | 132  | 5,208                     | 6                       |
| Cleona                                   | 471  | 325            | 130             | 9   | 7                             | 469   | 53                             | 2                               | 455                     | 454              | 1            | ...                   | 464                     | 124                                | 32.69                          | 285  | 8,434                     | 7                       |
| Coalport                                 | 313  | 137            | 142             | 5   | 29                            | 283   | 163                            | 55                              | 279                     | 275              | 13           | ...                   | 310                     | 136                                | 19.77                          | 105  | 4,180                     | 3                       |
| Cochranon                                | 366  | 224            | 135             | 1   | 6                             | 348   | 28                             | 8                               | 359                     | 348              | 5            | ...                   | 361                     | 113                                | 32.07                          | 159  | 7,756                     | 5                       |
| Cokeburg                                 | 298  | 222            | 71              | ...   | 5                             | 292   | 102                            | 3                               | 293                     | 292              | 20           | ...                   | 298                     | 68                                 | ...                            | 178  | 2,746                     | ...                     |
| Collegeville                             | 375  | 214            | 146             | 1   | 14                            | 368   | 77                             | 46                              | 360                     | 356              | 3            | ...                   | 367                     | 132                                | 36.17                          | 171  | 11,661                    | 8                       |
| Colver (uninc.)                          | 418  | 317            | 98              | 1   | 2                             | 312   | 196                            | 18                              | 415                     | 409              | 37           | ...                   | 418                     | 93                                 | ...                            | 310  | 2,228                     | ...                     |
| Colwyn                                   | 598  | 420            | 152             | 1   | 25                            | 577   | 23                             | 5                               | 572                     | 570              | 4            | 3                     | 598                     | 146                                | 39.85                          | 373  | 7,131                     | ...                     |
| Confluence                               | 362  | 203            | 143             | 4   | 12                            | 314   | 167                            | 134                             | 346                     | 337              | 5            | ...                   | 349                     | 110                                | 21.84                          | 148  | 4,549                     | 13                      |
| Conneautville                            | 345  | 220            | 106             | 6   | 13                            | 341   | 58                             | 9                               | 326                     | 324              | 4            | 2                     | 343                     | 88                                 | ...                            | 179  | 5,999                     | 2                       |
| Conway                                   | 417  | 291            | 120             | 1   | 5                             | 409   | 84                             | 12                              | 411                     | 408              | 22           | 4                     | 417                     | 111                                | 32.90                          | 236  | 6,437                     | ...                     |
| Coopersburg                              | 423  | 260            | 153             | 1   | 9                             | 421   | 61                             | 6                               | 413                     | 411              | ...          | ...                   | 418                     | 130                                | 34.83                          | 180  | 9,664                     | 5                       |
| Cornwall                                 | 446  | 113            | 314             | 6   | 13                            | 435   | 106                            | 62                              | 427                     | 422              | 13           | 16                    | 430                     | 283                                | 19.49                          | 87   | ...                       | 16                      |
| Crabtree (uninc.)                        | 285  | 127            | 145             | 6   | 7                             | 282   | 199                            | 69                              | 272                     | 271              | 13           | 11                    | 280                     | 136                                | 14.29                          | 49   | ...                       | 5                       |
| Crescent Heights-Daisytown (uninc.)      | 563  | 329            | 220             | 7   | 7                             | 534   | 454                            | 99                              | 549                     | 531              | 57           | 69                    | 548                     | 197                                | 13.12                          | 264  | 3,573                     | 15                      |
| Cresmont-Altamont (uninc.)               | 273  | 215            | 83              | ...   | 5                             | 264   | 39                             | 11                              | 268                     | 268              | 3            | ...                   | 273                     | 45                                 | ...                            | 192  | 5,265                     | ...                     |
| Cressona                                 | 543  | 396            | 140             | 2   | 5                             | 534   | 120                            | 51                              | 536                     | 533              | 3            | 1                     | 535                     | 123                                | 26.75                          | 339  | 6,113                     | 8                       |
| Crucible (uninc.)                        | 330  | 262            | 64              | 2   | 2                             | 326   | 250                            | 24                              | 326                     | 324              | 36           | 3                     | 324                     | 57                                 | ...                            | 250  | 3,108                     | 6                       |
| Curtisville (uninc.)                     | 408  | 314            | 88              | 4   | 2                             | 395   | 332                            | 265                             | 402                     | 400              | 33           | ...                   | 395                     | 78                                 | ...                            | 276  | 6,724                     | 13                      |
| Dallas                                   | 516  | 365            | 129             | 6   | 16                            | 490   | 26                             | 4                               | 494                     | 480              | 2            | ...                   | 516                     | 125                                | 36.36                          | 298  | 9,683                     | ...                     |
| Dalton                                   | 369  | 221            | 125             | 2   | 21                            | 362   | 45                             | 22                              | 346                     | 342              | 2            | ...                   | 351                     | 98                                 | ...                            | 158  | 9,460                     | 18                      |
| Denver                                   | 513  | 314            | 195             | 2   | 2                             | 510   | 77                             | 9                               | 509                     | 507              | 8            | ...                   | 508                     | 175                                | 21.64                          | 264  | 7,754                     | 5                       |
| Hillsburg                                | 389  | 216            | 161             | 8   | 4                             | 383   | 111                            | 4                               | 377                     | 376              | 2            | ...                   | 384                     | 152                                | 20.76                          | 173  | 6,763                     | 5                       |
| Hubertown                                | 345  | 244            | 95              | 1   | 5                             | 308   | 65                             | 12                              | 339                     | 332              | 6            | ...                   | 342                     | 80                                 | ...                            | 196  | 6,503                     | 3                       |
| Dunbar                                   | 412  | 237            | 161             | 10  | 4                             | 407   | 198                            | 40                              | 398                     | 392              | 12           | 2                     | 408                     | 138                                | 19.71                          | 188  | 3,819                     | 4                       |
| Duncannon                                | 591  | 359            | 217             | ...   | 15                            | 585   | 192                            | 8                               | 576                     | 575              | 9            | ...                   | 591                     | 193                                | 21.61                          | 280  | 5,188                     | ...                     |
| Duncansville                             | 401  | 264            | 133             | ...   | 4                             | 400   | 198                            | 123                             | 397                     | 394              | 6            | ...                   | 399                     | 112                                | 20.46                          | 220  | 5,117                     | 2                       |
| East Berwick (uninc.)                    | 369  | 211            | 151             | 3   | 4                             | 369   | 15                             | ...                             | 362                     | 362              | ...          | ...                   | 369                     | 141                                | 38.59                          | 175  | 9,653                     | ...                     |
| East Brady                               | 433  | 278            | 146             | 1   | 8                             | 413   | 102                            | 17                              | 424                     | 419              | 10           | ...                   | 431                     | 120                                | 23.45                          | 204  | 4,625                     | 2                       |
| East Greenville                          | 595  | 389            | 191             | 11  | 4                             | 591   | 109                            | 9                               | 580                     | 578              | 3            | ...                   | 585                     | 169                                | 23.50                          | 313  | 6,886                     | 10                      |
| East Petersburg                          | 388  | 231            | 149             | 1   | 7                             | 386   | 120                            | 33                              | 380                     | 378              | 4            | ...                   | 368                     | 131                                | 28.37                          | 166  | 10,170                    | 20                      |
| East Ontonagon (uninc.)                  | 623  | 414            | 197             | ...   | 12                            | 604   | 164                            | 12                              | 611                     | 611              | 22           | 24                    | 618                     | 184                                | 28.60                          | 350  | 7,076                     | 5                       |
| East Vandergrift                         | 456  | 306            | 144             | 3   | 3                             | 455   | 131                            | 25                              | 450                     | 449              | 17           | ...                   | 455                     | 125                                | 22.02                          | 263  | 4,956                     | 1                       |
| East Washington                          | 780  | 417            | 333             | 20  | 10                            | 738   | 64                             | 12                              | 750                     | 743              | 4            | 27                    | 772                     | 338                                | 47.43                          | 307  | 16,636                    | 8                       |
| East Weisport (uninc.)                   | 522  | 305            | 202             | 3   | 12                            | 521   | 239                            | 129                             | 507                     | 507              | 14           | ...                   | 510                     | 170                                | 17.83                          | 236  | 5,427                     | 12                      |
| Eatenborn (uninc.)                       | 345  | 108            | 235             | 1   | 1                             | 344   | 308                            | 28                              | 343                     | 342              | 18           | 135                   | 338                     | 224                                | 9.76                           | 34   | ...                       | 7                       |

<sup>1</sup> For renter-occupied dwelling units; and vacant nonseasonal not dilapidated units, for rent.<sup>2</sup> For owner-occupied dwelling units in 1-dwelling-unit properties; and vacant nonseasonal not dilapidated units, for sale only.

Table 25.—CHARACTERISTICS OF DWELLING UNITS, FOR PLACES OF 1,000 TO 2,500: 1950—Con.

[Average not shown where base is less than 100]

| Incorporated or unincorporated place    | Urban, rural nonfarm, and rural farm       |                |                 |   |                               |   |                                |                                 |                         |                  |              | Urban and rural nonfarm            |                      |  |                                | Rural-farm dwelling units |                  |                         |
|---|--|----------------|-----------------|---|-------------------------------|---|--------------------------------|---------------------------------|-------------------------|------------------|--------------|------------------------------------|----------------------|--|--------------------------------|---------------------------|------------------|-------------------------|
|   | All dwelling units by occupancy and tenure |                |                 |   |                               | All dwelling units by condition and plumbing facilities |                                |                                 | Occupied dwelling units |                  |              | Contract monthly rent <sup>1</sup> |                      | Value of one-dwelling-unit structures <sup>2</sup> |                                |                           |                  |                         |
|   | Total                                      | Owner occupied | Renter occupied | Vacant nonseas. not dilap. for rent or sale | Other vacant and non-resident | Number reporting  | No private bath or dilapidated | No running water or dilapidated | Total                   | Persons per room |              | Occupied by non-white              | Total dwelling units | Number reporting                                   | Average monthly rent (dollars) |                           | Number reporting | Average value (dollars) |
|   |  |                |                 |   |                               |   |                                |                                 |                         | Number reporting | 1.51 or more |                                    |                      |  |                                |                           |                  |                         |
| Eden Park.....                          | 421  | 324            | 93              | 2   | 2                             | 412   | 87                             | 32                              | 417                     | 414              | 14           | ...                                | 421                  | 82   | ...                            | 222                       | 7,506            | ...                     |
| Edgely (uninc.).....                    | 425  | 342            | 66              | 6   | 11                            | 407   | 6                              | 2                               | 408                     | 405              | 4            | ...                                | 414                  | 56   | ...                            | 308                       | 11,458           | 11                      |
| Edgeworth.....                          | 450  | 329            | 111             | 4   | 6                             | 442   | 18                             | 4                               | 440                     | 429              | 5            | 8                                  | 450                  | 84   | ...                            | 284                       | 21,333           | ...                     |
| Edinboro.....                           | 392  | 195            | 145             | 1   | 51                            | 336   | 59                             | 30                              | 340                     | 334              | 4            | ...                                | 386                  | 107  | 35.86                          | 143                       | 8,083            | 6                       |
| Ehrenfeld (uninc.).....                 | 289  | 168            | 112             | 2   | 7                             | 286   | 240                            | 43                              | 280                     | 276              | 14           | ...                                | 288                  | 98   | ...                            | 93                        | ...              | 1                       |
| Eldred.....                             | 374  | 250            | 114             | 1   | 9                             | 372   | 78                             | 38                              | 364                     | 361              | 4            | ...                                | 372                  | 98   | ...                            | 206                       | 5,749            | 2                       |
| Elizabethville.....                     | 533  | 270            | 192             | 1   | 70                            | 475   | 156                            | 23                              | 462                     | 452              | 7            | 1                                  | 529                  | 172  | 19.65                          | 215                       | 5,501            | 4                       |
| Elkland.....                            | 692  | 344            | 323             | 1.3   | 12                            | 679   | 243                            | 145                             | 667                     | 664              | 16           | 14                                 | 681                  | 311  | 16.86                          | 252                       | 4,887            | 11                      |
| Ellport.....                            | 307  | 271            | 26              | ...   | 10                            | 305   | 49                             | 19                              | 297                     | 296              | 6            | ...                                | 307                  | 22   | ...                            | 246                       | 6,622            | ...                     |
| Ellsworth.....                          | 426  | 350            | 73              | 1   | 2                             | 420   | 163                            | 12                              | 423                     | 403              | 23           | 14                                 | 425                  | 68   | ...                            | 318                       | 3,651            | 1                       |
| Ernest (uninc.).....                    | 272  | 146            | 126             | ...   | ...                           | 267   | 135                            | 33                              | 272                     | 272              | 14           | 6                                  | 271                  | 122  | 13.98                          | 145                       | 2,445            | 1                       |
| Evansburg.....                          | 512  | 333            | 168             | 6   | 5                             | 511   | 85                             | 9                               | 501                     | 500              | 14           | ...                                | 510                  | 156  | 25.11                          | 270                       | 5,793            | 2                       |
| Everett.....                            | 757  | 367            | 352             | 9   | 29                            | 745   | 227                            | 84                              | 719                     | 714              | 14           | 8                                  | 748                  | 321  | 29.61                          | 257                       | 6,180            | 9                       |
| Everson.....                            | 413  | 253            | 147             | 4   | 9                             | 399   | 146                            | 13                              | 400                     | 397              | 21           | 9                                  | 412                  | 139  | 17.49                          | 178                       | 3,581            | 1                       |
| Ewingville (uninc.).....                | 294  | 166            | 121             | 4   | 3                             | 283   | 162                            | 66                              | 287                     | 286              | 34           | 15                                 | 294                  | 112  | 21.86                          | 132                       | 5,311            | ...                     |
| Export.....                             | 505  | 253            | 245             | 3   | 4                             | 499   | 364                            | 230                             | 498                     | 496              | 20           | ...                                | 501                  | 208  | 15.03                          | 153                       | 4,003            | 4                       |
| Factoryville.....                       | 313  | 158            | 138             | 4   | 1.3                           | 304   | 41                             | 8                               | 296                     | 292              | ...          | ...                                | 284                  | 118  | 30.23                          | 108                       | 7,289            | 29                      |
| Fairbank-Filbert (uninc.).....          | 401  | 136            | 254             | 1   | 10                            | 400   | 308                            | 18                              | 390                     | 390              | 41           | 28                                 | 391                  | 242  | 11.31                          | 64                        | ...              | 10                      |
| Fairchance.....                         | 596  | 308            | 273             | 1   | 14                            | 565   | 265                            | 107                             | 581                     | 578              | 34           | 35                                 | 590                  | 228  | 20.45                          | 237                       | 4,334            | 6                       |
| Falls Creek.....                        | 347  | 254            | 92              | ...   | 1                             | 312   | 45                             | 5                               | 346                     | 287              | ...          | ...                                | 347                  | 80   | ...                            | 212                       | 5,086            | ...                     |
| Fayette City.....                       | 408  | 210            | 194             | 4   | ...                           | 394   | 186                            | 50                              | 404                     | 402              | 10           | ...                                | 407                  | 176  | 19.03                          | 151                       | 5,584            | 1                       |
| Fleetwing-Crystal Terrace (uninc.)..... | 573  | 145            | 415             | 8   | 5                             | 560   | 19                             | 15                              | 560                     | 558              | 25           | 50                                 | 570                  | 417  | 28.48                          | 136                       | 6,907            | 3                       |
| Fleetwood.....                          | 705  | 460            | 230             | 4   | 11                            | 695   | 78                             | 2                               | 690                     | 689              | 4            | ...                                | 703                  | 210  | 26.94                          | 404                       | 6,459            | 2                       |
| Flemington.....                         | 420  | 260            | 148             | 3   | 9                             | 420   | 136                            | 58                              | 408                     | 406              | 13           | ...                                | 420                  | 130  | 25.67                          | 204                       | 6,325            | ...                     |
| Florin (uninc.).....                    | 404  | 256            | 136             | 5   | 7                             | 394   | 131                            | 6                               | 392                     | 390              | 3            | ...                                | 390                  | 121  | 25.95                          | 186                       | 7,259            | 14                      |
| Folcroft.....                           | 543  | 379            | 157             | 2   | 5                             | 530   | 20                             | 8                               | 536                     | 529              | 1            | 3                                  | 543                  | 147  | 52.85                          | 320                       | 9,132            | ...                     |
| Forestville-Primrose (uninc.).....      | 566  | 410            | 152             | 1   | 3                             | 562   | 385                            | 28                              | 562                     | 561              | 12           | ...                                | 565                  | 110  | 15.28                          | 391                       | 3,443            | 1                       |
| Fox Chapel.....                         | 472  | 353            | 94              | 1.3   | 1.2                           | 462   | 14                             | 11                              | 447                     | 441              | 2            | 1                                  | 472                  | 50   | ...                            | 328                       | 27,784           | ...                     |
| Franklin.....                           | 459  | 156            | 303             | ...   | ...                           | 452   | 266                            | 79                              | 459                     | 452              | 30           | 42                                 | 459                  | 297  | 16.76                          | 83                        | ...              | ...                     |
| Fredericksburg (uninc.).....            | 368  | 231            | 113             | 4   | 20                            | 354   | 136                            | 109                             | 344                     | 342              | 10           | 4                                  | 366                  | 104  | 28.52                          | 186                       | 6,763            | 2                       |
| Fredericktown-Millsboro (uninc.).....   | 616  | 351            | 254             | 5   | 6                             | 605   | 368                            | 116                             | 605                     | 598              | 30           | 20                                 | 608                  | 225  | 18.73                          | 275                       | 5,786            | 8                       |
| Freemansburg.....                       | 439  | 306            | 123             | 4   | 6                             | 426   | 201                            | 41                              | 429                     | 429              | 13           | 1                                  | 439                  | 106  | 22.81                          | 189                       | 6,162            | ...                     |
| Frisco-North Sewickley (uninc.).....    | 455  | 345            | 63              | 4   | 4.3                           | 408   | 103                            | 19                              | 408                     | 406              | 6            | ...                                | 408                  | 58   | ...                            | 308                       | 6,427            | 47                      |
| Galeton.....                            | 623  | 387            | 193             | 9   | 34                            | 600   | 73                             | 19                              | 580                     | 574              | ...          | 1                                  | 613                  | 157  | 22.03                          | 326                       | 3,775            | 10                      |
| Garden View (uninc.).....               | 623  | 453            | 139             | 6   | 2.5                           | 595   | 186                            | 58                              | 592                     | 589              | 20           | ...                                | 612                  | 117  | 32.64                          | 364                       | 6,146            | 11                      |
| Geistown.....                           | 596  | 480            | 112             | 1   | 3                             | 586   | 79                             | 12                              | 592                     | 589              | 8            | ...                                | 596                  | 93   | ...                            | 427                       | 9,163            | ...                     |
| Girard.....                             | 671  | 460            | 206             | ...   | 5                             | 655   | 131                            | 31                              | 666                     | 662              | 10           | ...                                | 655                  | 175  | 24.39                          | 366                       | 7,689            | 16                      |
| Glen Rock.....                          | 475  | 302            | 166             | ...   | 7                             | 469   | 120                            | 9                               | 468                     | 467              | 4            | ...                                | 473                  | 152  | 21.29                          | 244                       | 6,617            | 2                       |
| Gordon.....                             | 301  | 221            | 78              | ...   | 2                             | 294   | 41                             | 3                               | 299                     | 296              | 3            | ...                                | 292                  | 69   | ...                            | 137                       | 5,277            | 9                       |
| Granville (uninc.).....                 | 612  | 428            | 171             | 4   | 9                             | 609   | 346                            | 43                              | 599                     | 590              | 28           | 4                                  | 610                  | 149  | 18.92                          | 342                       | 5,305            | 2                       |
| Grapeville (uninc.).....                | 420  | 280            | 140             | ...   | ...                           | 415   | 111                            | 37                              | 420                     | 417              | 21           | 4                                  | 418                  | 121  | 28.79                          | 221                       | 6,793            | 2                       |
| Grindstone (uninc.).....                | 380  | 186            | 182             | 1   | 7                             | 377   | 288                            | 46                              | 368                     | 368              | 18           | 56                                 | 374                  | 170  | 13.61                          | 98                        | ...              | 6                       |
| Hahnstone-Fairmont (uninc.).....        | 484  | 322            | 156             | 1   | 5                             | 482   | 317                            | 108                             | 478                     | 476              | 26           | ...                                | 484                  | 138  | 25.22                          | 253                       | 4,401            | ...                     |
| Hallstead.....                          | 407  | 263            | 130             | 5   | 9                             | 394   | 68                             | 13                              | 393                     | 392              | 7            | ...                                | 406                  | 123  | 30.98                          | 214                       | 5,079            | 1                       |
| Harriman Park (uninc.).....             | 282  | 68             | 206             | 5   | 3                             | 282   | 11                             | 9                               | 274                     | 273              | 6            | ...                                | 279                  | 202  | 36.93                          | 64                        | ...              | 3                       |
| Hastings.....                           | 486  | 346            | 124             | 5   | 11                            | 478   | 178                            | 41                              | 470                     | 470              | 12           | ...                                | 476                  | 114  | 17.18                          | 291                       | 4,246            | 10                      |
| Hatfield.....                           | 461  | 301            | 147             | 7   | 6                             | 449   | 39                             | 6                               | 448                     | 443              | 3            | ...                                | 453                  | 134  | 37.67                          | 248                       | 9,852            | 8                       |
| Hawley.....                             | 580  | 318            | 225             | 10  | 27                            | 571   | 80                             | 25                              | 543                     | 536              | 1            | ...                                | 578                  | 201  | 25.88                          | 230                       | 6,036            | 2                       |
| Heldelsberg.....                        | 622  | 405            | 210             | ...   | 3                             | 600   | 245                            | 123                             | 615                     | 613              | 44           | ...                                | 622                  | 183  | 26.27                          | 277                       | 6,336            | ...                     |
| Hermie (uninc.).....                    | 605  | 355            | 244             | 2   | 4                             | 597   | 360                            | 67                              | 599                     | 597              | 13           | 4                                  | 605                  | 208  | 38.26                          | 213                       | 5,202            | ...                     |
| Highland (uninc.).....                  | 313  | 259            | 47              | 4   | 3                             | 303   | 21                             | 9                               | 306                     | 301              | 9            | ...                                | 309                  | 35   | ...                            | 225                       | 11,241           | 4                       |
| Highland Park (uninc.).....             | 355  | 199            | 149             | 2   | 5                             | 354   | 96                             | 79                              | 348                     | 347              | 4            | ...                                | 354                  | 144  | 30.37                          | 145                       | 6,606            | ...                     |
| Hillier (uninc.).....                   | 360  | 241            | 119             | ...   | ...                           | 343   | 125                            | 65                              | 360                     | 360              | 20           | 46                                 | 360                  | 114  | 18.18                          | 226                       | 4,680            | 1                       |
| Homer City.....                         | 693  | 460            | 223             | 3   | 7                             | 687   | 221                            | 45                              | 683                     | 678              | 7            | ...                                | 688                  | 188  | 25.75                          | 395                       | 6,143            | 5                       |
| Hooversville.....                       | 373  | 217            | 144             | 2   | 10                            | 368   | 170                            | 75                              | 361                     | 360              | 18           | ...                                | 370                  | 125  | 16.54                          | 162                       | 3,571            | 3                       |
| Hopwood (uninc.).....                   | 339  | 232            | 101             | ...   | 6                             | 328   | 117                            | 36                              | 333                     | 330              | 9            | 2                                  | 336                  | 85   | ...                            | 189                       | 6,490            | 3                       |
| Horsham (uninc.).....                   | 683  | 484            | 157             | 6   | 36                            | 651   | 111                            | 62                              | 641                     | 636              | 8            | 15                                 | 671                  | 149  | 41.06                          | 401                       | 8,126            | 12                      |
| Houston.....                            | 586  | 313            | 261             | 6   | 6                             | 577   | 108                            | 18                              | 574                     | 566              | 6            | 17                                 | 583                  | 243  | 33.39                          | 226                       | 7,763            | 3                       |
| Houtzdale.....                          | 407  | 298            | 140             | ...   | 9                             | 392   | 110                            | 31                              | 398                     | 393              | 10           | 1                                  | 406                  | 111  | 19.23                          | 212                       | 5,208            | 1                       |
| Hugestown.....                          | 486  | 309            | 171             | 2   | 4                             | 486   | 125                            | 16                              | 480                     | 476              | 10           | ...                                | 486                  | 155  | 21.81                          | 230                       | 4,403            | ...                     |
| Hughesville.....                        | 682  | 468            | 202             | 5   | 7                             | 670   | 117                            | 42                              | 670                     | 664              | 7            | 1                                  | 678                  | 176  | 22.69                          | 389                       | 6,071            | 4                       |
| Hyndman.....                            | 413  | 266            | 138             | 1   | 8                             | 403   | 186                            | 37                              | 404                     | 400              | 11           | ...                                | 412                  | 128  | 32.73                          | 214                       | 3,611            | 1                       |
| Imperial (uninc.).....                  | 518  | 318            | 195             | 1   | 4                             | 503   | 306                            | 168                             | 513                     | 507              | 14           | 6                                  | 509                  | 144  | 21.09                          | 237                       | 5,296            | 9                       |
| Jeffersonville (uninc.).....            | 756  | 597            | 149             | 2   | 8                             | 718   | 28                             | 4                               | 746                     | 719              | 3            | 1                                  | 751                  | 124  | 47.08                          | 498                       | 14,166           | 5                       |
| Kelaysre (uninc.).....                  | 253  | 162            | 88              | ...   | 3                             | 247   | 77                             | 5                               | 250                     | 249              | 6            | ...                                | 253                  | 79   | ...                            | 139                       | 5,294            | ...                     |
| Kersey-Dagus Mines (uninc.).....        | 302  | 216            | 77              | ...   | 9                             | 300   | 212                            | 27                              | 293                     | 292              | 5            | ...                                | 293                  | 60   | ...                            | 168                       | 3,471            | 9                       |
| Knox.....                               | 395  | 246            | 139             | 3   | 7                             | 388   | 42                             | 15                              | 385                     | 382              | 1            | ...                                | 392                  | 130  | 28.02                          | 209                       | 7,422            | 3                       |
| Koppel.....                             | 312  | 204            | 102             | 5   | 1                             | 311   | 11.5                           | 5                               | 306                     | 305              | 5            | 3                                  | 312                  | 96   | ...                            | 152                       | 5,745            | ...                     |
| Langloeth (uninc.).....                 | 289  | 15             | 270             | 3   | 1                             | 276   | 158                            | 4                               | 285                     | 281              | 19           | ...                                | 287                  | 267  | 22.72                          | 5                         | ...              | 2                       |
| Langhorne.....                          | 444  | 271            | 165             | 3   | 5                             | 432   | 38                             | 15                              | 436                     | 433              | 6            | 39                                 | 440                  | 156  | 47.62                          | 206                       | 11,106           | 4                       |
| Lans-Weburne (uninc.).....              | 338  | 256            | 56              | 1   | 25                            | 331   | 216                            | 52                              | 312                     | 304              | 2            | 1                                  | 277                  | 27   | ...                            | 190                       | 2,487            | 61                      |
| Larimer (uninc.).....                   | 289  | 198            | 82              | 4   | 5                             | 284   | 117                            | 45                              | 280                     | 280              | 6            | ...                                | 286                  | 73   | ...                            | 154                       | 5,010            | 3                       |
| Lawrence Hills (uninc.).....            | 312  | 199            | 108             | 3   | 2                             | 311   | 185                            | 68                              | 307                     | 306              | 28           | 36                                 | 307                  | 93   | ...                            | 174                       | 3,407            | 5                       |
| Leetsdale.....                          | 677  | 326            | 344             | 5   | 2                             | 671   | 156                            | 26                              | 670                     | 665              | 20           | ...                                | 677                  | 326  | 41.37                          | 229                       | 8,210            | ...                     |
| Leith (uninc.).....                     | 581  | 342            | 228             | 6   | 5                             | 550   | 181                            | 86                              | 570                     | 551              | 35           | 68                                 | 576                  | 195  | 31.14                          | 263                       | 8,548            | 5                       |
| Levistown Junction (uninc.).....        | 362  | 62             | 254             | 44  | 2                             | 357   | 34                             | 1                               | 316                     | 313              | 5            | ...                                | 341                  | 251  | 21.55                          | 25                        | ...              | 21                      |

<sup>1</sup> For renter-occupied dwelling units; and vacant nonseasonal not dilapidated units, for rent.

<sup>2</sup> For owner-occupied dwelling units in 1-dwelling-unit properties; and vacant nonseasonal not dilapidated units, for sale only.

Table 25.—CHARACTERISTICS OF DWELLING UNITS, FOR PLACES OF 1,000 TO 2,500: 1950—Con.

[Average not shown where base is less than 100]

| Incorporated or unincorporated place       | Urban, rural nonfarm, and rural farm       |                |                 |   |                               |   |                                |                                 |                         |                  |              |                       | Urban and rural nonfarm |                                    |                                |  | Rural-farm dwelling units |                         |
|--|--|----------------|-----------------|---|-------------------------------|---|--------------------------------|---------------------------------|-------------------------|------------------|--------------|-----------------------|-------------------------|------------------------------------|--------------------------------|--|---------------------------|-------------------------|
|  | All dwelling units by occupancy and tenure |                |                 |   |                               | All dwelling units by condition and plumbing facilities |                                |                                 | Occupied dwelling units |                  |              |                       | Total dwelling units    | Contract monthly rent <sup>1</sup> |                                | Value of one-dwelling-unit structures <sup>2</sup> |                           |                         |
|  | Total                                      | Owner occupied | Renter occupied | Vacant nonseas. not dilap. for rent or sale | Other vacant and non-resident | Number reporting  | No private bath or dilapidated | No running water or dilapidated | Total                   | Persons per room |              | Occupied by non-white |                         | Number reporting                   | Average monthly rent (dollars) | Number reporting                                   |                           | Average value (dollars) |
|  |  |                |                 |   |                               |   |                                |                                 |                         | Number reporting | 1.51 or more |                       |                         |                                    |                                |  |                           |                         |
| Liberty.....                               | 530  | 427            | 91              | 10  | 2                             | 521   | 71                             | 17                              | 518                     | 517              | 12           | 1                     | 530                     | 83                                 | ...                            | 382  | 7,628                     | ...                     |
| Library (uninc.).....                      | 618  | 336            | 251             | 16  | 15                            | 591   | 288                            | 42                              | 587                     | 582              | 39           | 106                   | 608                     | 229                                | 22.89                          | 164  | 5,736                     | 10                      |
| Ligonier.....                              | 686  | 397            | 262             | 6   | 21                            | 676   | 116                            | 23                              | 659                     | 647              | 3            | 3                     | 678                     | 239                                | 31.88                          | 304  | 8,556                     | 8                       |
| Lilly.....                                 | 453  | 274            | 176             | 1   | 2                             | 440   | 167                            | 39                              | 450                     | 448              | 26           | ...                   | 453                     | 145                                | 17.07                          | 222  | 3,840                     | ...                     |
| Linesville.....                            | 428  | 262            | 146             | 10  | 10                            | 420   | 67                             | 7                               | 408                     | 405              | 4            | ...                   | 413                     | 136                                | 27.10                          | 188  | 6,188                     | 15                      |
| Linntown (uninc.).....                     | 350  | 257            | 89              | 4   | ...                           | 322   | 43                             | 15                              | 346                     | 339              | 3            | ...                   | 349                     | 79                                 | ...                            | 213  | 9,506                     | 1                       |
| Locust Gap (uninc.).....                   | 274  | 87             | 180             | 2   | 5                             | 269   | 124                            | 1                               | 267                     | 263              | 4            | ...                   | 273                     | 172                                | 12.55                          | 71   | ...                       | 1                       |
| Lorain.....                                | 366  | 269            | 92              | 3   | 2                             | 363   | 109                            | 7                               | 361                     | 361              | 15           | ...                   | 366                     | 90                                 | ...                            | 230  | 5,422                     | ...                     |
| Lucerne (uninc.).....                      | 251  | 157            | 91              | 1   | 2                             | 251   | 209                            | 2                               | 248                     | 247              | ...          | 12                    | 251                     | 90                                 | ...                            | 155  | 2,841                     | ...                     |
| McConnellsburg.....                        | 370  | 202            | 159             | 5   | 4                             | 348   | 82                             | 19                              | 361                     | 352              | 7            | ...                   | 367                     | 137                                | 24.39                          | 135  | 6,859                     | 3                       |
| McGrann (uninc.).....                      | 385  | 253            | 132             | ...   | ...                           | 376   | 175                            | 78                              | 385                     | 374              | 15           | 3                     | 385                     | 105                                | 25.03                          | 207  | 5,701                     | ...                     |
| Malvern.....                               | 488  | 313            | 166             | 4   | 5                             | 473   | 61                             | 20                              | 479                     | 471              | 8            | 23                    | 487                     | 149                                | 33.68                          | 225  | 11,042                    | 1                       |
| Manchester.....                            | 364  | 278            | 85              | ...   | 1                             | 360   | 141                            | 15                              | 363                     | 356              | 4            | ...                   | 359                     | 64                                 | ...                            | 238  | 7,220                     | 5                       |
| Manor.....                                 | 387  | 224            | 150             | 4   | 9                             | 381   | 125                            | 25                              | 374                     | 372              | 6            | ...                   | 386                     | 135                                | 27.69                          | 166  | 6,299                     | 1                       |
| Marianna.....                              | 313  | 235            | 78              | ...   | ...                           | 309   | 73                             | 9                               | 313                     | 311              | 15           | 22                    | 307                     | 67                                 | ...                            | 213  | 3,650                     | 6                       |
| Marietta.....                              | 736  | 378            | 328             | 6   | 24                            | 703   | 309                            | 58                              | 706                     | 699              | 22           | 28                    | 730                     | 289                                | 25.91                          | 313  | 5,401                     | 6                       |
| Marion Heights.....                        | 415  | 260            | 148             | 2   | 5                             | 412   | 229                            | 39                              | 408                     | 406              | 13           | 1                     | 414                     | 121                                | 15.75                          | 177  | 4,033                     | 1                       |
| Mars.....                                  | 422  | 260            | 149             | 1   | 12                            | 414   | 52                             | 4                               | 409                     | 402              | 4            | ...                   | 419                     | 126                                | 30.68                          | 210  | 7,149                     | 3                       |
| Martinsburg.....                           | 443  | 285            | 146             | 5   | 7                             | 442   | 95                             | 13                              | 431                     | 431              | 4            | ...                   | 441                     | 124                                | 22.93                          | 229  | 6,969                     | 2                       |
| Marysville.....                            | 677  | 484            | 159             | 2   | 32                            | 663   | 165                            | 64                              | 643                     | 641              | 14           | ...                   | 677                     | 135                                | 24.66                          | 416  | 5,713                     | ...                     |
| Matamoras.....                             | 616  | 433            | 147             | 16  | 20                            | 586   | 72                             | 13                              | 580                     | 576              | 4            | ...                   | 605                     | 142                                | 34.44                          | 372  | 6,045                     | 11                      |
| Mather (uninc.).....                       | 308  | 282            | 26              | ...   | ...                           | 308   | 166                            | 14                              | 308                     | 308              | 28           | 6                     | 306                     | 21                                 | ...                            | 276  | 4,060                     | 2                       |
| Mayfield.....                              | 656  | 416            | 224             | 9   | 7                             | 652   | 266                            | 16                              | 640                     | 635              | 9            | ...                   | 656                     | 213                                | 17.77                          | 291  | 4,126                     | ...                     |
| Meadowlands (uninc.).....                  | 315  | 169            | 143             | 2   | 1                             | 309   | 183                            | 31                              | 312                     | 309              | 8            | 13                    | 315                     | 113                                | 19.03                          | 108  | 4,849                     | ...                     |
| Mechanicsville (uninc.).....               | 304  | 229            | 65              | 2   | 8                             | 304   | 129                            | 81                              | 294                     | 294              | 11           | ...                   | 301                     | 58                                 | ...                            | 218  | 6,717                     | 3                       |
| Mercer.....                                | 763  | 479            | 267             | 7   | 10                            | 751   | 131                            | 62                              | 746                     | 736              | 5            | 5                     | 749                     | 240                                | 27.76                          | 374  | 7,907                     | 14                      |
| Mercersburg.....                           | 530  | 247            | 273             | 1   | 9                             | 522   | 165                            | 49                              | 520                     | 514              | 13           | 25                    | 529                     | 252                                | 21.13                          | 167  | 8,120                     | 1                       |
| Meridian (uninc.).....                     | 388  | 337            | 47              | 2   | 2                             | 377   | 64                             | 31                              | 384                     | 376              | 9            | ...                   | 377                     | 35                                 | ...                            | 294  | 7,877                     | 11                      |
| Middleburg.....                            | 429  | 230            | 183             | 2   | 14                            | 416   | 98                             | 6                               | 423                     | 406              | 3            | ...                   | 426                     | 164                                | 19.65                          | 159  | 6,788                     | 3                       |
| Midland (uninc.).....                      | 304  | 179            | 124             | 1   | ...                           | 302   | 211                            | 51                              | 303                     | 295              | 23           | 64                    | 303                     | 114                                | 17.02                          | 100  | 4,418                     | 1                       |
| Midway (uninc.).....                       | 371  | 237            | 128             | ...   | 6                             | 367   | 158                            | 17                              | 365                     | 364              | 2            | ...                   | 362                     | 114                                | 24.29                          | 153  | 6,487                     | 9                       |
| Mifflinburg.....                           | 807  | 433            | 352             | 3   | 19                            | 787   | 180                            | 62                              | 765                     | 783              | 5            | ...                   | 789                     | 320                                | 23.88                          | 298  | 6,220                     | 18                      |
| Mifflintown.....                           | 340  | 191            | 133             | 7   | 9                             | 335   | 83                             | 10                              | 324                     | 317              | 5            | 2                     | 334                     | 124                                | 23.60                          | 136  | 6,074                     | 6                       |
| Milford.....                               | 446  | 230            | 138             | 5   | 73                            | 442   | 34                             | 29                              | 368                     | 365              | ...          | 2                     | 444                     | 122                                | 37.89                          | 194  | 8,504                     | 2                       |
| Millerstown.....                           | 358  | 233            | 117             | 6   | 2                             | 351   | 107                            | 38                              | 350                     | 344              | 9            | ...                   | 356                     | 104                                | 20.42                          | 197  | 4,495                     | 2                       |
| Mill Hall.....                             | 494  | 306            | 178             | 2   | 8                             | 480   | 142                            | 47                              | 484                     | 457              | 7            | ...                   | 487                     | 162                                | 24.92                          | 243  | 6,020                     | 7                       |
| Milroy (uninc.).....                       | 432  | 231            | 191             | 5   | 5                             | 417   | 187                            | 47                              | 422                     | 421              | 10           | ...                   | 423                     | 163                                | 21.15                          | 174  | 4,647                     | 9                       |
| Mocanaqua (uninc.).....                    | 394  | 210            | 184             | ...   | ...                           | 390   | 207                            | 29                              | 394                     | 392              | 7            | ...                   | 393                     | 174                                | 14.72                          | 114  | 4,069                     | 1                       |
| Monkton.....                               | 615  | 397            | 207             | 1   | 10                            | 609   | 153                            | 50                              | 604                     | 603              | 3            | 1                     | 615                     | 191                                | 30.64                          | 356  | 7,374                     | ...                     |
| Mont Clare (uninc.).....                   | 264  | 193            | 71              | ...   | ...                           | 247   | 58                             | 5                               | 264                     | 263              | ...          | 6                     | 261                     | 57                                 | ...                            | 160  | 9,637                     | 3                       |
| Montgomery.....                            | 655  | 345            | 286             | ...   | 24                            | 603   | 124                            | 87                              | 631                     | 620              | 13           | 1                     | 654                     | 264                                | 24.91                          | 273  | 6,018                     | 1                       |
| Montrose.....                              | 715  | 400            | 271             | 9   | 35                            | 693   | 79                             | 18                              | 671                     | 668              | 17           | 15                    | 704                     | 244                                | 31.39                          | 277  | 7,135                     | 11                      |
| Moon Run (uninc.).....                     | 340  | 172            | 162             | 3   | 3                             | 322   | 234                            | 50                              | 334                     | 321              | 15           | 12                    | 335                     | 134                                | 18.55                          | 102  | 8,284                     | 5                       |
| Morton.....                                | 321  | 225            | 89              | 3   | 4                             | 316   | 43                             | 8                               | 314                     | 308              | 9            | 147                   | 321                     | 85                                 | ...                            | 190  | 6,712                     | ...                     |
| Moscow.....                                | 343  | 201            | 121             | 6   | 15                            | 323   | 42                             | 17                              | 322                     | 316              | ...          | ...                   | 332                     | 100                                | 29.92                          | 158  | 7,089                     | 11                      |
| Mount Holly Springs.....                   | 566  | 347            | 186             | 14  | 19                            | 559   | 222                            | 59                              | 533                     | 530              | 15           | 5                     | 564                     | 178                                | 42.68                          | 259  | 5,885                     | 2                       |
| Mount Jewett.....                          | 425  | 260            | 153             | 5   | 7                             | 411   | 113                            | 68                              | 417                     | 409              | 1            | 2                     | 403                     | 135                                | 23.26                          | 196  | 5,213                     | 22                      |
| Mountville.....                            | 337  | 209            | 116             | 3   | 9                             | 337   | 75                             | 8                               | 325                     | 324              | 2            | 1                     | 328                     | 101                                | 29.08                          | 175  | 7,582                     | 9                       |
| Mount Wolf.....                            | 350  | 282            | 60              | ...   | 8                             | 341   | 30                             | 4                               | 342                     | 335              | 1            | ...                   | 347                     | 39                                 | ...                            | 260  | 7,600                     | 3                       |
| Muse (uninc.).....                         | 356  | 282            | 71              | 3   | ...                           | 348   | 137                            | 4                               | 353                     | 349              | 23           | 16                    | 351                     | 64                                 | ...                            | 253  | 3,161                     | 5                       |
| Nebbons Hill-Plateau Heights (uninc.)..... | 484  | 293            | 142             | 46  | 3                             | 425   | 43                             | 36                              | 435                     | 432              | 8            | 38                    | 473                     | 172                                | 32.02                          | 264  | 9,334                     | 11                      |
| Nemacolin (uninc.).....                    | 485  | 433            | 49              | 2   | 1                             | 485   | 39                             | 17                              | 482                     | 477              | 14           | 1                     | 477                     | 35                                 | ...                            | 413  | 3,199                     | 8                       |
| Nemscopek.....                             | 629  | 362            | 251             | 7   | 9                             | 624   | 151                            | 51                              | 613                     | 612              | 13           | ...                   | 629                     | 230                                | 25.49                          | 264  | 5,442                     | ...                     |
| New Bethlehem.....                         | 540  | 287            | 242             | 2   | 9                             | 523   | 61                             | 8                               | 529                     | 526              | 3            | 1                     | 539                     | 222                                | 34.20                          | 244  | 7,487                     | 1                       |
| New Eagle.....                             | 670  | 436            | 232             | 1   | 1                             | 660   | 236                            | 66                              | 668                     | 636              | 23           | 5                     | 667                     | 188                                | 22.95                          | 302  | 5,433                     | 3                       |
| New Freedom.....                           | 398  | 274            | 120             | 2   | 2                             | 391   | 65                             | 2                               | 394                     | 385              | 6            | ...                   | 380                     | 105                                | 22.45                          | 187  | 7,489                     | 18                      |
| New Hope.....                              | 388  | 209            | 153             | 9   | 17                            | 359   | 106                            | 63                              | 362                     | 342              | 3            | 7                     | 379                     | 137                                | 38.76                          | 142  | 11,379                    | 9                       |
| New Oxford.....                            | 402  | 210            | 178             | 3   | 11                            | 396   | 128                            | 9                               | 388                     | 380              | 6            | ...                   | 396                     | 165                                | 25.42                          | 151  | 7,349                     | 6                       |
| New Philadelphia.....                      | 551  | 261            | 280             | 3   | 7                             | 545   | 169                            | 13                              | 541                     | 540              | 9            | ...                   | 548                     | 260                                | 19.38                          | 177  | 5,080                     | 3                       |
| Newport.....                               | 634  | 368            | 253             | 6   | 6                             | 631   | 100                            | 17                              | 621                     | 607              | 3            | ...                   | 627                     | 229                                | 22.38                          | 268  | 5,159                     | 7                       |
| New Salem-Buffington (uninc.).....         | 582  | 247            | 327             | 3   | 5                             | 574   | 387                            | 41                              | 574                     | 570              | 35           | 15                    | 562                     | 291                                | 12.05                          | 195  | 4,264                     | 20                      |
| Newtown.....                               | 669  | 378            | 276             | 7   | 8                             | 639   | 82                             | 22                              | 654                     | 639              | 7            | 21                    | 663                     | 258                                | 39.71                          | 270  | 10,052                    | 6                       |
| Newville.....                              | 615  | 327            | 263             | 10  | 15                            | 592   | 292                            | 106                             | 590                     | 585              | 9            | 7                     | 605                     | 237                                | 15.78                          | 241  | 5,090                     | 10                      |
| New Wilmington.....                        | 443  | 226            | 204             | 5   | 8                             | 440   | 51                             | 3                               | 430                     | 428              | 3            | ...                   | 437                     | 189                                | 35.14                          | 179  | 11,185                    | 6                       |
| Nobles-town-Sturgeon (uninc.).....         | 376  | 227            | 146             | 1   | 2                             | 364   | 290                            | 192                             | 373                     | 370              | 30           | ...                   | 373                     | 131                                | 16.05                          | 169  | 3,712                     | 3                       |
| North Apollo.....                          | 427  | 304            | 108             | 6   | 9                             | 423   | 155                            | 39                              | 412                     | 410              | 10           | 17                    | 427                     | 93                                 | ...                            | 271  | 5,291                     | ...                     |
| North Girard.....                          | 405  | 314            | 88              | 1   | 2                             | 387   | 93                             | 24                              | 402                     | 394              | 6            | ...                   | 393                     | 41                                 | ...                            | 227  | 5,297                     | 12                      |
| North Irwin.....                           | 311  | 215            | 94              | 2   | ...                           | 306   | 30                             | 10                              | 309                     | 306              | 5            | ...                   | 309                     | 85                                 | ...                            | 169  | 6,515                     | 2                       |
| North Vandergrift (uninc.).....            | 518  | 373            | 140             | 1   | 4                             | 518   | 169                            | 30                              | 513                     | 513              | 29           | 40                    | 509                     | 130                                | 22.38                          | 323  | 5,041                     | 9                       |
| North York.....                            | 758  | 437            | 308             | 7   | 6                             | 743   | 305                            | 46                              | 745                     | 743              | 9            | ...                   | 758                     | 293                                | 29.52                          | 323  | 6,567                     | ...                     |
| Norvelt-Calumet (uninc.).....              | 534  | 437            | 85              | 6   | 6                             | 524   | 181                            | 22                              | 522                     | 520              | 27           | 2                     | 518                     | 68                                 | ...                            | 392  | 5,224                     | 16                      |
| Oakdale.....                               | 459  | 303            | 154             | ...   | 2                             | 452   | 125                            | 29                              | 457                     | 453              | 13           | 11                    | 455                     | 131                                | 30.12                          | 238  | 5,142                     | 4                       |
| Oakland (uninc.).....                      | 523  | 392            | 124             | 4   | 3                             | 516   | 248                            | 110                             | 516                     | 515              | 25           | 9                     | 519                     | 90                                 | ...                            | 334  | 5,297                     | 4                       |
| Oakwood (uninc.).....                      | 658  | 546            | 99              | 1   | 12                            | 654   | 166                            | 66                              | 645                     | 644              | 17           | 11                    | 639                     | 76                                 | ...                            | 459  | 6,908                     | 19                      |
| Oilver (uninc.).....                       | 582  | 334            | 242             | ...   | 6                             | 565   | 303                            | 69                              | 576                     | 566              | 32           | 16                    | 577                     | 220                                | 22.54                          | 187  | 5,524                     | 5                       |
| Orwigsburg.....                            | 680  | 448            | 207             | 7   | 18                            | 670   | 93                             | 12                              | 655                     | 653              | 6            | ...                   | 667                     | 185                                | 27.58                          | 369  | 6,224                     | 13                      |
| Oscar.....                                 | 573  | 367            | 185             | 7   | 14                            | 563   | 149                            | 49                              | 552                     | 544              | 16           | ...                   | 568                     | 157                                | 26.00                          | 302  | 4,466                     | 5                       |
| Paint.....                                 | 397  | 195            | 200             | ...   | 2                             | 387   | 131                            | 18                              | 395                     | 388              | 20           | ...                   | 397                     | 186                                | 18.46                          | 143  | 6,580                     | ...                     |

<sup>1</sup> For renter-occupied dwelling units; and vacant nonseasonal not dilapidated units, for rent.

Table 25.—CHARACTERISTICS OF DWELLING UNITS, FOR PLACES OF 1,000 TO 2,500: 1950—Con.

[Average not shown where base is less than 100]

| Incorporated or unincorporated place    | Urban, rural nonfarm, and rural farm       |                |                 |   |                               |   |                                |                                 |                         |                  | Urban and rural nonfarm |                       |                      |                                    |                                | Rural-farm dwelling units |  |                         |
|---|--|----------------|-----------------|---|-------------------------------|---|--------------------------------|---------------------------------|-------------------------|------------------|-------------------------|-----------------------|----------------------|------------------------------------|--------------------------------|---------------------------|--|-------------------------|
|   | All dwelling units by occupancy and tenure |                |                 |   |                               | All dwelling units by condition and plumbing facilities |                                |                                 | Occupied dwelling units |                  |                         |                       | Total dwelling units | Contract monthly rent <sup>1</sup> |                                |                           | Value of one-dwelling-unit structures <sup>2</sup> |                         |
|   | Total                                      | Owner occupied | Renter occupied | Vacant nonseasonal, not dilapidated, for rent or sale | Other vacant and non-resident | Number reporting  | No private bath or dilapidated | No running water or dilapidated | Total                   | Persons per room |                         | Occupied by non-white |                      | Number reporting                   | Average monthly rent (dollars) |                           | Number reporting                                   | Average value (dollars) |
|   |  |                |                 |   |                               |   |                                |                                 |                         | Number reporting | 1.51 or more            |                       |                      |                                    |                                |                           |  |                         |
| Palo Alto.....                          | 451  | 304            | 144             | ...   | 3                             | 444   | 110                            | 15                              | 448                     | 437              | 5                       | ...                   | 448                  | 125                                | 23.25                          | 268                       | 4,151  | 3                       |
| Parkland (uninc.).....                  | 450  | 294            | 69              | ...   | 11                            | 434   | 194                            | 156                             | 363                     | 351              | 10                      | ...                   | 437                  | 62                                 | ...                            | 248                       | 6,465  | 13                      |
| Parkside.....                           | 502  | 412            | 89              | ...   | 1                             | 497   | 6                              | ...                             | 501                     | 495              | 2                       | ...                   | 502                  | 84                                 | ...                            | 372                       | 9,196  | ...                     |
| Paxtang.....                            | 626  | 450            | 173             | ...   | 2                             | 613   | 7                              | 2                               | 623                     | 610              | 4                       | ...                   | 626                  | 159                                | 52.15                          | 377                       | 12,650   | ...                     |
| Pennell.....                            | 308  | 212            | 83              | 4   | 9                             | 303   | 21                             | 2                               | 295                     | 294              | 7                       | ...                   | 305                  | 78                                 | ...                            | 167                       | 8,341  | 3                       |
| Pennsburg.....                          | 529  | 318            | 195             | 7   | 9                             | 520   | 85                             | 11                              | 513                     | 508              | 2                       | ...                   | 518                  | 168                                | 26.54                          | 253                       | 7,114  | 11                      |
| Perryopolis (uninc.).....               | 336  | 208            | 119             | 3   | 6                             | 322   | 173                            | 64                              | 327                     | 321              | 13                      | ...                   | 330                  | 88                                 | ...                            | 153                       | 5,758  | 6                       |
| Pine Grove.....                         | 740  | 454            | 269             | 5   | 12                            | 725   | 134                            | 17                              | 723                     | 716              | 6                       | 1                     | 737                  | 241                                | 25.49                          | 394                       | 5,668  | 3                       |
| Pleasant Gap (uninc.).....              | 372  | 237            | 134             | ...   | 1                             | 364   | 92                             | 30                              | 371                     | 371              | 10                      | ...                   | 367                  | 124                                | 30.49                          | 204                       | 6,727  | 5                       |
| Plymptonville (uninc.).....             | 373  | 279            | 88              | 1   | 5                             | 360   | 114                            | 23                              | 367                     | 362              | 14                      | 3                     | 360                  | 67                                 | ...                            | 225                       | 4,698  | 13                      |
| Pont Marion.....                        | 697  | 416            | 266             | 5   | 10                            | 682   | 95                             | 30                              | 682                     | 672              | 12                      | 2                     | 694                  | 231                                | 21.48                          | 353                       | 5,539  | 3                       |
| Pricedale-Sandfield (uninc.).....       | 665  | 398            | 249             | ...   | 18                            | 646   | 328                            | 134                             | 647                     | 644              | 49                      | 84                    | 664                  | 219                                | 23.51                          | 341                       | 5,602  | 1                       |
| Pringle.....                            | 424  | 263            | 160             | ...   | 1                             | 412   | 218                            | 126                             | 423                     | 421              | 15                      | ...                   | 424                  | 153                                | 20.70                          | 206                       | 4,302  | ...                     |
| Quarryville.....                        | 406  | 242            | 147             | 7   | 10                            | 403   | 62                             | 12                              | 389                     | 387              | 1                       | ...                   | 396                  | 141                                | 29.72                          | 163                       | 10,020   | 10                      |
| Ranshaw (uninc.).....                   | 399  | 243            | 150             | 1   | 5                             | 363   | 205                            | 23                              | 393                     | 382              | 7                       | ...                   | 398                  | 145                                | 14.70                          | 125                       | 4,711  | 1                       |
| Reedsville (uninc.).....                | 365  | 220            | 137             | 1   | 7                             | 361   | 117                            | 67                              | 357                     | 354              | 8                       | ...                   | 362                  | 120                                | 20.24                          | 165                       | 4,767  | 3                       |
| Renton (uninc.).....                    | 248  | 205            | 43              | ...   | ...                           | 244   | 187                            | 2                               | 248                     | 248              | 9                       | ...                   | 248                  | 42                                 | ...                            | 173                       | 3,015  | ...                     |
| Richland.....                           | 329  | 213            | 110             | 1   | 5                             | 320   | 53                             | 4                               | 323                     | 314              | 3                       | ...                   | 315                  | 96                                 | ...                            | 161                       | 7,193  | 14                      |
| Rimersburg.....                         | 452  | 269            | 168             | 5   | 10                            | 436   | 150                            | 22                              | 437                     | 433              | 8                       | ...                   | 450                  | 145                                | 21.68                          | 215                       | 4,900  | 2                       |
| Robersonia.....                         | 482  | 304            | 164             | 8   | 6                             | 476   | 98                             | 5                               | 468                     | 463              | 3                       | ...                   | 480                  | 156                                | 26.39                          | 250                       | 7,798  | 2                       |
| Rockledge.....                          | 717  | 532            | 162             | 9   | 14                            | 713   | 11                             | 4                               | 694                     | 692              | 3                       | 1                     | 717                  | 151                                | 48.95                          | 444                       | 9,955  | ...                     |
| Rockwood.....                           | 385  | 221            | 159             | 4   | 1                             | 382   | 87                             | 34                              | 380                     | 375              | 5                       | ...                   | 381                  | 135                                | 18.68                          | 184                       | 4,640  | 4                       |
| Roscoe.....                             | 408  | 238            | 160             | 4   | 6                             | 406   | 153                            | 24                              | 398                     | 396              | 14                      | ...                   | 403                  | 147                                | 20.27                          | 182                       | 5,903  | 5                       |
| Roseto.....                             | 447  | 298            | 142             | 2   | 5                             | 433   | 113                            | 18                              | 440                     | 435              | 11                      | ...                   | 447                  | 125                                | 26.14                          | 208                       | 8,376  | ...                     |
| Rossiter (uninc.).....                  | 296  | 163            | 119             | 5   | 9                             | 294   | 221                            | 40                              | 282                     | 280              | 6                       | ...                   | 292                  | 109                                | 15.40                          | 97                        | ...  | 4                       |
| Rouseville.....                         | 295  | 203            | 86              | 2   | 4                             | 279   | 31                             | 10                              | 289                     | 276              | 2                       | ...                   | 295                  | 74                                 | ...                            | 175                       | 5,054  | ...                     |
| Roves Run (uninc.).....                 | 344  | 181            | 155             | 4   | 4                             | 342   | 271                            | 37                              | 336                     | 336              | 29                      | 24                    | 333                  | 151                                | 13.65                          | 116                       | 2,550  | 11                      |
| Royal.....                              | 323  | 206            | 114             | ...   | 3                             | 316   | 240                            | 114                             | 320                     | 319              | 16                      | ...                   | 323                  | 98                                 | ...                            | 174                       | 4,101  | ...                     |
| Russellton (uninc.).....                | 433  | 262            | 164             | 1   | 6                             | 426   | 279                            | 25                              | 426                     | 423              | 22                      | ...                   | 421                  | 142                                | 21.32                          | 150                       | 4,009  | 12                      |
| Sagamore (uninc.).....                  | 306  | 23             | 269             | 2   | 12                            | 299   | 251                            | 41                              | 292                     | 286              | 13                      | 2                     | 298                  | 265                                | 11.78                          | 12                        | ...  | 8                       |
| St. Michael (uninc.).....               | 450  | 69             | 370             | 4   | 7                             | 445   | 246                            | 34                              | 439                     | 439              | 26                      | 4                     | 450                  | 366                                | 12.96                          | 41                        | ...  | ...                     |
| Saltsburg.....                          | 398  | 212            | 168             | 8   | 10                            | 387   | 84                             | 9                               | 380                     | 378              | 9                       | ...                   | 393                  | 154                                | 26.91                          | 142                       | 5,879  | 5                       |
| Sandy (uninc.).....                     | 525  | 362            | 147             | ...   | 16                            | 500   | 131                            | 19                              | 509                     | 494              | 8                       | ...                   | 521                  | 129                                | 26.73                          | 298                       | 5,281  | 4                       |
| Saxton.....                             | 383  | 182            | 180             | ...   | 21                            | 380   | 153                            | 12                              | 362                     | 361              | 11                      | ...                   | 382                  | 165                                | 22.29                          | 113                       | 4,970  | 1                       |
| Sealp Level.....                        | 415  | 95             | 314             | 3   | 3                             | 410   | 246                            | 4                               | 409                     | 400              | 14                      | ...                   | 411                  | 300                                | 12.22                          | 65                        | ...  | 4                       |
| Sellersville.....                       | 751  | 508            | 222             | 8   | 13                            | 738   | 100                            | 24                              | 730                     | 722              | 3                       | ...                   | 738                  | 205                                | 36.50                          | 390                       | 8,583  | 13                      |
| Sheffield (uninc.).....                 | 670  | 488            | 173             | 5   | 4                             | 655   | 104                            | 36                              | 661                     | 655              | ...                     | ...                   | 664                  | 139                                | 20.06                          | 424                       | 4,207  | 6                       |
| Shenandoah Heights (uninc.).....        | 486  | 429            | 55              | ...   | 2                             | 481   | 3                              | 3                               | 484                     | 482              | ...                     | ...                   | 486                  | 47                                 | ...                            | 108                       | 8,585  | ...                     |
| Sheridan-Newmanstown (uninc.).....      | 384  | 250            | 127             | ...   | 7                             | 382   | 121                            | 7                               | 377                     | 374              | 4                       | ...                   | 378                  | 112                                | 14.62                          | 179                       | 5,108  | 6                       |
| Shickshinny.....                        | 633  | 325            | 301             | 1   | 6                             | 601   | 156                            | 58                              | 626                     | 615              | 11                      | ...                   | 632                  | 278                                | 21.36                          | 235                       | 4,078  | 1                       |
| Shinglehouse.....                       | 395  | 249            | 120             | 5   | 21                            | 364   | 47                             | 14                              | 369                     | 366              | 9                       | ...                   | 381                  | 99                                 | ...                            | 213                       | 3,834  | 14                      |
| Shoemakerstown.....                     | 334  | 194            | 131             | 2   | 7                             | 329   | 88                             | 3                               | 325                     | 324              | 6                       | ...                   | 333                  | 124                                | 21.16                          | 171                       | 8,703  | 1                       |
| Sinking Spring.....                     | 599  | 401            | 194             | ...   | 4                             | 587   | 81                             | 24                              | 595                     | 587              | 6                       | ...                   | 599                  | 178                                | 33.81                          | 319                       | 8,755  | ...                     |
| Slickville (uninc.).....                | 327  | 237            | 82              | 3   | 5                             | 322   | 241                            | 147                             | 319                     | 318              | 13                      | 16                    | 316                  | 61                                 | ...                            | 191                       | 2,980  | 11                      |
| Slippery Rock.....                      | 506  | 324            | 177             | ...   | 5                             | 486   | 71                             | 18                              | 501                     | 491              | 10                      | ...                   | 500                  | 162                                | 34.63                          | 261                       | 7,861  | 6                       |
| Slovan-Atlasburg (uninc.).....          | 526  | 284            | 238             | ...   | 4                             | 497   | 471                            | 314                             | 522                     | 517              | 38                      | 19                    | 522                  | 208                                | 16.24                          | 196                       | 2,788  | 4                       |
| Smethport.....                          | 595  | 370            | 204             | 6   | 15                            | 583   | 47                             | 13                              | 574                     | 571              | 2                       | 1                     | 586                  | 186                                | 31.04                          | 273                       | 6,534  | 9                       |
| Smithfield.....                         | 315  | 194            | 115             | 4   | 2                             | 308   | 107                            | 30                              | 309                     | 301              | 6                       | 1                     | 299                  | 94                                 | ...                            | 143                       | 5,045  | 16                      |
| Smithfield-Crooked Creek (uninc.).....  | 353  | 222            | 124             | 1   | 6                             | 345   | 104                            | 45                              | 346                     | 346              | 7                       | ...                   | 352                  | 112                                | 30.43                          | 180                       | 5,477  | 1                       |
| South Coatesville.....                  | 528  | 214            | 307             | 1   | 6                             | 499   | 227                            | 98                              | 521                     | 509              | 44                      | 269                   | 519                  | 295                                | 22.09                          | 179                       | 6,697  | 9                       |
| Southmont.....                          | 723  | 555            | 152             | 2   | 14                            | 714   | 12                             | 2                               | 707                     | 701              | 1                       | ...                   | 723                  | 137                                | 55.74                          | 502                       | 12,989   | ...                     |
| South Pottstown (uninc.).....           | 439  | 300            | 131             | 4   | 4                             | 425   | 101                            | 3                               | 431                     | 428              | 7                       | ...                   | 429                  | 124                                | 30.15                          | 254                       | 7,252  | 10                      |
| South Waverly.....                      | 356  | 264            | 78              | 6   | 8                             | 353   | 78                             | 25                              | 342                     | 342              | 7                       | ...                   | 347                  | 71                                 | ...                            | 233                       | 4,816  | 9                       |
| Speers.....                             | 322  | 229            | 92              | 1   | ...                           | 314   | 81                             | 47                              | 321                     | 317              | 6                       | ...                   | 320                  | 84                                 | ...                            | 188                       | 11,281   | 2                       |
| Spring Grove.....                       | 380  | 217            | 157             | 2   | 4                             | 377   | 63                             | 3                               | 374                     | 372              | 1                       | ...                   | 380                  | 143                                | 22.50                          | 170                       | 7,055  | ...                     |
| Spring Hill (uninc.).....               | 259  | 173            | 82              | 1   | 3                             | 258   | 133                            | 5                               | 255                     | 252              | 14                      | ...                   | 259                  | 66                                 | ...                            | 155                       | 4,461  | ...                     |
| Spring Hill-Cedar Heights (uninc.)..... | 384  | 303            | 70              | 3   | 8                             | 344   | 58                             | 26                              | 373                     | 373              | 11                      | 1                     | 379                  | 61                                 | ...                            | 271                       | 8,718  | 5                       |
| Standard-Spring Garden (uninc.).....    | 417  | 199            | 216             | ...   | 2                             | 405   | 325                            | 32                              | 415                     | 412              | 26                      | 3                     | 411                  | 206                                | 15.11                          | 102                       | 4,086  | 6                       |
| Star Junction (uninc.).....             | 263  | 190            | 68              | 1   | 4                             | 257   | 124                            | 8                               | 258                     | 258              | 15                      | ...                   | 259                  | 62                                 | ...                            | 177                       | 2,319  | 4                       |
| Stewartstown.....                       | 358  | 238            | 115             | 2   | 3                             | 356   | 102                            | 20                              | 353                     | 347              | 6                       | ...                   | 354                  | 105                                | 24.19                          | 191                       | 7,776  | 4                       |
| Stoneboro.....                          | 398  | 298            | 87              | ...   | 13                            | 389   | 135                            | 92                              | 385                     | 384              | 9                       | 3                     | 386                  | 72                                 | ...                            | 258                       | 4,763  | 12                      |
| Strasburg.....                          | 365  | 216            | 145             | ...   | 4                             | 350   | 59                             | 3                               | 361                     | 354              | 1                       | ...                   | 358                  | 122                                | 23.33                          | 158                       | 7,269  | 7                       |
| Sugar Notch.....                        | 510  | 197            | 305             | 3   | 5                             | 501   | 225                            | 36                              | 502                     | 493              | 7                       | ...                   | 510                  | 291                                | 16.33                          | 128                       | 4,766  | ...                     |
| Svedenburg-Kings Manor (uninc.).....    | 404  | 335            | 69              | ...   | ...                           | 401   | 116                            | 1                               | 404                     | 400              | 9                       | ...                   | 400                  | 59                                 | ...                            | 306                       | 9,117  | 4                       |
| Sykesville.....                         | 500  | 299            | 183             | 5   | 13                            | 493   | 215                            | 30                              | 482                     | 480              | 9                       | ...                   | 493                  | 161                                | 20.16                          | 263                       | 3,586  | 7                       |
| Telford.....                            | 584  | 405            | 161             | 7   | 11                            | 558   | 77                             | 33                              | 566                     | 553              | 8                       | ...                   | 578                  | 124                                | 33.57                          | 332                       | 9,289  | 6                       |
| Temple.....                             | 439  | 285            | 143             | ...   | 11                            | 436   | 123                            | 21                              | 428                     | 415              | 1                       | 1                     | 439                  | 129                                | 28.73                          | 234                       | 7,554  | ...                     |
| Terra Hill.....                         | 298  | 177            | 108             | 8   | 5                             | 297   | 99                             | 9                               | 285                     | 284              | 4                       | ...                   | 281                  | 92                                 | ...                            | 137                       | 6,028  | 17                      |
| Topton.....                             | 441  | 294            | 144             | 1   | 2                             | 437   | 91                             | 9                               | 438                     | 438              | 7                       | ...                   | 439                  | 124                                | 20.69                          | 267                       | 6,388  | 2                       |
| T                                       |  |                |                 |   |                               |   |                                |                                 |                         |                  |                         |                       |                      |                                    |                                |                           |  |                         |

Table 25.—CHARACTERISTICS OF DWELLING UNITS, FOR PLACES OF 1,000 TO 2,500: 1950—Con.

[Average not shown where base is less than 100]

| Incorporated or unincorporated place   | Urban, rural nonfarm, and rural farm       |                |                 |  |                               |   |                                |                                 |                         |                  |                       |                  | Urban and rural nonfarm |                                    |                  |  | Rural farm dwelling units |     |
|--|--|----------------|-----------------|--|-------------------------------|---|--------------------------------|---------------------------------|-------------------------|------------------|-----------------------|------------------|-------------------------|------------------------------------|------------------|--|---------------------------|-----|
|  | All dwelling units by occupancy and tenure |                |                 |  |                               | All dwelling units by condition and plumbing facilities |                                |                                 | Occupied dwelling units |                  |                       |                  | Total dwelling units    | Contract monthly rent <sup>1</sup> |                  | Value of one-dwelling-unit structures <sup>2</sup> |                           |     |
|  | Total                                      | Owner occupied | Renter occupied | Vacant nonseas. not dilap., for rent or sale | Other vacant and non-resident | Number reporting  | No private bath or dilapidated | No running water or dilapidated | Total                   | Persons per room | Occupied by non-white | Number reporting |                         | Average monthly rent (dollars)     | Number reporting | Average value (dollars)                            |                           |     |
|  |  |                |                 |  |                               |   |                                |                                 | Number reporting        | 1.51 or more     |                       |                  |                         |                                    |                  |  |                           |     |
| Trotter (uninc.).....                  | 307  | 199            | 104             | 1  | 3                             | 296   | 187                            | 9                               | 303                     | 299              | 10                    | 39               | 301                     | 73                                 | ...              | 118  | 3,094                     | 6   |
| Troy.....                              | 445  | 249            | 189             | 5  | 2                             | 435   | 49                             | 15                              | 438                     | 436              | 5                     | ...              | 435                     | 169                                | 22.17            | 189  | 7,113                     | 10  |
| Tunkhannock.....                       | 736  | 404            | 311             | 6  | 15                            | 716   | 95                             | 39                              | 715                     | 709              | 5                     | ...              | 731                     | 284                                | 28.43            | 334  | 6,981                     | 5   |
| Uniontown (uninc.).....                | 364  | 243            | 119             | ...  | 2                             | 360   | 112                            | 58                              | 362                     | 362              | 14                    | 1                | 362                     | 106                                | 23.42            | 200  | 5,511                     | 2   |
| Valley View (uninc.).....              | 452  | 301            | 147             | 2  | 2                             | 451   | 174                            | 26                              | 448                     | 448              | 8                     | ...              | 422                     | 109                                | 16.70            | 204  | 5,728                     | 30  |
| Versailles.....                        | 726  | 384            | 321             | 17   | 4                             | 724   | 224                            | 34                              | 705                     | 701              | 37                    | 16               | 726                     | 313                                | 40.55            | 272  | 7,086                     | ... |
| Vestaburg (uninc.).....                | 290  | 219            | 67              | ...  | 4                             | 284   | 185                            | 31                              | 286                     | 276              | 30                    | 1                | 287                     | 65                                 | ...              | 203  | 3,149                     | 3   |
| Vintondale.....                        | 319  | 217            | 94              | 6  | 2                             | 315   | 221                            | 28                              | 311                     | 311              | 13                    | ...              | 317                     | 80                                 | ...              | 181  | 2,551                     | 2   |
| Wall.....                              | 452  | 280            | 168             | ...  | 4                             | 447   | 227                            | 56                              | 448                     | 444              | 42                    | 18               | 452                     | 142                                | 23.09            | 195  | 4,459                     | ... |
| Walnutport.....                        | 404  | 238            | 154             | 1  | 11                            | 393   | 179                            | 42                              | 392                     | 392              | 9                     | ...              | 399                     | 141                                | 21.34            | 194  | 5,548                     | 5   |
| Wempum.....                            | 325  | 147            | 174             | ...  | 4                             | 320   | 135                            | 31                              | 321                     | 313              | 7                     | 28               | 325                     | 159                                | 16.62            | 109  | 6,156                     | ... |
| Wanamie (uninc.).....                  | 298  | 44             | 254             | ...  | ...                           | 288   | 167                            | 2                               | 298                     | 288              | 1                     | ...              | 297                     | 251                                | 13.76            | 18   | ...                       | 1   |
| Warrior Run.....                       | 300  | 166            | 133             | 1  | ...                           | 298   | 136                            | 11                              | 299                     | 298              | 7                     | 1                | 300                     | 124                                | 16.92            | 109  | 3,472                     | ... |
| Waterford.....                         | 399  | 242            | 130             | ...  | 27                            | 369   | 81                             | 23                              | 372                     | 366              | 14                    | ...              | 394                     | 107                                | 28.84            | 175  | 6,109                     | 5   |
| Watsontown.....                        | 767  | 428            | 327             | 5  | 7                             | 754   | 155                            | 19                              | 755                     | 752              | 7                     | ...              | 767                     | 306                                | 21.59            | 305  | 6,127                     | ... |
| Waymart.....                           | 329  | 202            | 117             | 3  | 7                             | 316   | 50                             | 9                               | 319                     | 317              | 4                     | ...              | 312                     | 97                                 | ...              | 150  | 6,369                     | 17  |
| Wernersville.....                      | 405  | 256            | 144             | 2  | 3                             | 403   | 55                             | 5                               | 400                     | 400              | 5                     | 1                | 403                     | 127                                | 28.95            | 216  | 8,304                     | 2   |
| West Brownsville.....                  | 469  | 206            | 254             | 5  | 4                             | 443   | 105                            | 19                              | 460                     | 456              | 27                    | 12               | 468                     | 240                                | 20.18            | 144  | 4,513                     | 1   |
| West Conangooken.....                  | 594  | 415            | 167             | 6  | 6                             | 583   | 191                            | 19                              | 582                     | 580              | 12                    | 8                | 593                     | 152                                | 30.18            | 165  | 6,902                     | 1   |
| West Easton.....                       | 356  | 225            | 126             | 2  | 3                             | 345   | 101                            | 30                              | 351                     | 348              | 7                     | ...              | 356                     | 113                                | 20.74            | 396  | 5,206                     | ... |
| West Elizabeth.....                    | 321  | 136            | 184             | 1  | ...                           | 313   | 128                            | 52                              | 320                     | 315              | 19                    | 16               | 321                     | 169                                | 26.78            | 83   | ...                       | ... |
| West Fairview.....                     | 576  | 322            | 231             | 3  | 20                            | 576   | 203                            | 56                              | 553                     | 551              | 16                    | ...              | 576                     | 215                                | 24.42            | 272  | 5,424                     | ... |
| Westfield.....                         | 463  | 247            | 194             | 3  | 19                            | 449   | 72                             | 37                              | 441                     | 439              | 3                     | ...              | 458                     | 168                                | 22.71            | 198  | 5,807                     | 5   |
| West Grove.....                        | 447  | 299            | 139             | ...  | 9                             | 434   | 63                             | 17                              | 438                     | 437              | 9                     | 42               | 437                     | 123                                | 30.59            | 245  | 7,889                     | 10  |
| West Lawn.....                         | 671  | 494            | 172             | 1  | 4                             | 667   | 11                             | 2                               | 666                     | 661              | 1                     | 1                | 671                     | 159                                | 36.67            | 416  | 8,850                     | ... |
| West Lebanon (uninc.).....             | 543  | 360            | 181             | 1  | 1                             | 542   | 255                            | 44                              | 541                     | 539              | 15                    | 1                | 539                     | 170                                | 22.74            | 308  | 4,885                     | 4   |
| West Leechburg.....                    | 303  | 207            | 92              | 2  | 2                             | 303   | 239                            | 179                             | 299                     | 298              | 15                    | 5                | 295                     | 70                                 | ...              | 162  | 4,841                     | 8   |
| West Mayfield.....                     | 439  | 255            | 232             | ...  | 2                             | 406   | 28                             | 13                              | 487                     | 482              | 12                    | 1                | 489                     | 225                                | 39.48            | 236  | 6,314                     | ... |
| West Middlesex.....                    | 350  | 223            | 125             | ...  | 2                             | 336   | 103                            | 41                              | 348                     | 338              | 11                    | 4                | 350                     | 106                                | 26.58            | 165  | 5,992                     | ... |
| Westmoreland City-Biddle (uninc.)..... | 334  | 226            | 104             | 1  | 3                             | 330   | 149                            | 9                               | 330                     | 326              | 14                    | ...              | 333                     | 71                                 | ...              | 177  | 5,168                     | 1   |
| Wheatland.....                         | 320  | 270            | 104             | 2  | 4                             | 366   | 171                            | 68                              | 374                     | 362              | 14                    | 43               | 376                     | 86                                 | ...              | 195  | 3,850                     | 4   |
| Whitaker.....                          | 605  | 395            | 204             | 3  | 3                             | 600   | 195                            | 20                              | 599                     | 599              | 34                    | 5                | 605                     | 188                                | 30.55            | 287  | 6,895                     | ... |
| White Haven.....                       | 414  | 249            | 144             | ...  | 1                             | 409   | 15                             | 13                              | 413                     | 410              | 6                     | ...              | 413                     | 117                                | 26.87            | 208  | 5,236                     | 1   |
| Wisconsin (uninc.).....                | 464  | 241            | 208             | 3  | 12                            | 441   | 312                            | 69                              | 449                     | 444              | 9                     | ...              | 457                     | 143                                | 11.49            | 199  | 3,401                     | 7   |
| William Fern (uninc.).....             | 297  | 207            | 79              | 2  | 9                             | 296   | 201                            | 59                              | 286                     | 283              | 4                     | ...              | 297                     | 63                                 | ...              | 168  | 1,836                     | ... |
| Williamsburg.....                      | 580  | 315            | 258             | ...  | 7                             | 568   | 121                            | 17                              | 573                     | 570              | 4                     | ...              | 580                     | 237                                | 20.37            | 250  | 4,798                     | ... |
| Williamstown.....                      | 695  | 450            | 235             | 3  | 7                             | 692   | 233                            | 6                               | 685                     | 684              | 5                     | ...              | 694                     | 219                                | 16.88            | 330  | 3,583                     | 1   |
| Wind Gap.....                          | 472  | 331            | 125             | 8  | 8                             | 456   | 98                             | 18                              | 456                     | 453              | 7                     | ...              | 465                     | 107                                | 24.85            | 276  | 6,572                     | 7   |
| Windsor.....                           | 475  | 378            | 91              | 4  | 2                             | 472   | 79                             | 5                               | 469                     | 466              | 4                     | ...              | 464                     | 77                                 | ...              | 323  | 8,948                     | 11  |
| Womelsdorf.....                        | 468  | 319            | 138             | 3  | 8                             | 460   | 154                            | 27                              | 457                     | 452              | 4                     | ...              | 461                     | 128                                | 21.81            | 278  | 6,207                     | 7   |
| Woodside (uninc.).....                 | 363  | 219            | 140             | 2  | 2                             | 363   | 80                             | 9                               | 359                     | 359              | 4                     | ...              | 363                     | 134                                | 22.81            | 94   | ...                       | ... |
| Wormleysburg.....                      | 528  | 307            | 210             | 4  | 7                             | 518   | 62                             | 5                               | 517                     | 511              | ...                   | ...              | 528                     | 201                                | 40.76            | 235  | 9,348                     | ... |
| Wrightsville.....                      | 690  | 447            | 217             | 3  | 23                            | 687   | 256                            | 21                              | 664                     | 661              | 6                     | 6                | 690                     | 180                                | 18.28            | 375  | 5,813                     | ... |
| Yardley.....                           | 575  | 382            | 171             | 10   | 12                            | 559   | 105                            | 54                              | 553                     | 547              | 4                     | 42               | 575                     | 157                                | 41.27            | 298  | 10,370                    | ... |
| Yatesboro (uninc.).....                | 317  | 132            | 185             | ...  | ...                           | 306   | 196                            | 3                               | 317                     | 315              | 16                    | ...              | 313                     | 180                                | 12.34            | 117  | 3,113                     | 4   |
| Yeagertown (uninc.).....               | 491  | 276            | 192             | 3  | 20                            | 483   | 189                            | 55                              | 468                     | 464              | 14                    | ...              | 491                     | 177                                | 22.31            | 221  | 4,887                     | ... |
| Youngville.....                        | 620  | 420            | 180             | 5  | 15                            | 614   | 52                             | 19                              | 600                     | 592              | 6                     | 1                | 607                     | 159                                | 22.66            | 357  | 6,149                     | 13  |
| Yukon (uninc.).....                    | 327  | 211            | 113             | 2  | 1                             | 324   | 250                            | 137                             | 324                     | 324              | 15                    | ...              | 326                     | 87                                 | ...              | 147  | 3,405                     | 1   |

<sup>1</sup> For renter-occupied dwelling units; and vacant nonseasonal not dilapidated units, for rent.

<sup>2</sup> For owner-occupied dwelling units in 1-dwelling-unit properties; and vacant nonseasonal not dilapidated units, for sale only.



Table 26.—OCCUPANCY CHARACTERISTICS, TYPE OF STRUCTURE, NUMBER OF ROOMS, CONDITION AND PLUMBING FACILITIES, AND NUMBER OF PERSONS, FOR COUNTIES: 1950

[Percent not shown where less than 0.1; median not shown where base is less than 100]

| Subject  | Adams  | Allegheny | Armstrong | Beaver | Bedford | Berks  | Blair  | Bradford | Bucks  | Butler | Cambria | Cameron | Carbon | Centre | Chester | Clarion | Clearfield |  |
|--|--------|-----------|-----------|--------|---------|--------|--------|----------|--------|--------|---------|---------|--------|--------|---------|---------|------------|--|
| All dwelling units                                 | 12,854 | 430,680   | 23,531    | 48,845 | 12,130  | 75,843 | 40,941 | 16,330   | 44,331 | 28,326 | 55,431  | 2,530   | 16,616 | 16,959 | 42,143  | 11,085  | 24,762     |  |
| Urban-farm dwelling units                          | 3      | 1,834     | 2         | 29     | 1       | 57     | 48     | 12       | 70     | 19     | 32      | 1       | 12     | 4      | 42      | 1       | 7          |  |
| OCCUPANCY, TENURE, AND RACE                        |        |           |           |        |         |        |        |          |        |        |         |         |        |        |         |         |            |  |
| Occupied dwelling units                            | 12,078 | 422,694   | 22,513    | 47,720 | 10,974  | 73,230 | 39,558 | 14,751   | 40,714 | 26,625 | 54,164  | 2,035   | 15,842 | 16,121 | 40,386  | 10,406  | 23,472     |  |
| Owner occupied                                     | 7,582  | 219,250   | 13,903    | 30,280 | 7,229   | 47,058 | 25,325 | 10,294   | 28,286 | 17,863 | 31,044  | 1,259   | 10,084 | 9,225  | 24,654  | 6,965   | 15,815     |  |
| Percent of all occupied                            | 62.8   | 51.9      | 61.8      | 63.5   | 65.9    | 64.3   | 64.0   | 69.8     | 69.5   | 67.1   | 57.3    | 61.9    | 63.7   | 57.2   | 61.0    | 66.9    | 67.4       |  |
| White  | 7,555  | 212,206   | 13,777    | 29,378 | 7,184   | 46,755 | 25,179 | 10,270   | 27,996 | 17,819 | 30,847  | 1,259   | 10,082 | 9,212  | 23,336  | 6,962   | 15,766     |  |
| Negro  | 24     | 6,976     | 124       | 896    | 43      | 2      | 2      | 2        | 2      | 40     | 196     | ...     | ...    | 12     | 1,311   | 3       | 46         |  |
| Other races  | 3      | 68        | 2         | 6      | 2       | 5      | 2      | 7        | 7      | 7      | 1       | ...     | ...    | 1      | 7       | ...     | 3          |  |
| Renter occupied                                    | 4,496  | 203,444   | 8,610     | 17,440 | 3,745   | 26,172 | 14,233 | 4,457    | 12,428 | 8,762  | 23,120  | 776     | 5,758  | 6,896  | 15,732  | 3,441   | 7,657      |  |
| White  | 4,465  | 182,884   | 8,507     | 16,399 | 3,726   | 25,790 | 14,082 | 4,454    | 12,110 | 8,730  | 22,617  | 775     | 5,756  | 6,872  | 13,952  | 3,439   | 7,623      |  |
| Negro  | 31     | 20,450    | 100       | 1,038  | 18      | 374    | 147    | 3        | 310    | 30     | 500     | 1       | 2      | 19     | 1,778   | 1       | 31         |  |
| Other races  | ...    | 110       | 3         | 3      | 1       | 8      | 4      | ...      | 8      | 2      | 3       | ...     | ...    | 5      | 2       | 1       | 3          |  |
| Nonresident dwelling units                         | 27     | 310       | 1         | 72     | 40      | 192    | 23     | 24       | 334    | 45     | 25      | ...     | ...    | 6      | 35      | 109     | 14         |  |
| Vacant dwelling units                              | 749    | 7,676     | 1,004     | 1,053  | 1,116   | 2,421  | 1,360  | 1,555    | 3,283  | 1,656  | 1,242   | 495     | 768    | 803    | 1,648   | 666     | 1,276      |  |
| Nonseasonal not dilapidated, for rent or sale      | 81     | 3,726     | 168       | 352    | 79      | 609    | 306    | 206      | 547    | 223    | 315     | 28      | 98     | 138    | 438     | 99      | 167        |  |
| For rent   | 0.6    | 0.9       | 0.7       | 0.7    | 0.7     | 0.8    | 0.7    | 1.3      | 1.2    | 0.8    | 0.6     | 1.1     | 0.6    | 0.8    | 1.0     | 0.9     | 0.7        |  |
| For sale only                                      | 22     | 1,274     | 62        | 123    | 25      | 265    | 114    | 86       | 211    | 144    | 208     | 24      | 59     | 93     | 254     | 62      | 97         |  |
| Nonseasonal not dilapidated, not for rent or sale  | 218    | 2,347     | 314       | 326    | 308     | 1,006  | 430    | 447      | 1,211  | 456    | 485     | 38      | 155    | 241    | 780     | 228     | 462        |  |
| Seasonal   | 46     | 941       | 145       | 102    | 175     | 170    | 200    | 286      | 196    | 160    | 206     | 19      | 53     | 105    | 184     | 78      | 253        |  |
| Seasonal dilapidated                               | 404    | 662       | 377       | 273    | 554     | 636    | 424    | 616      | 1,329  | 817    | 236     | 410     | 462    | 319    | 246     | 261     | 394        |  |
| TYPE OF STRUCTURE                                  |        |           |           |        |         |        |        |          |        |        |         |         |        |        |         |         |            |  |
| 1 dwelling unit, detached                          | 9,367  | 194,796   | 17,583    | 31,670 | 9,433   | 27,025 | 28,308 | 13,013   | 29,461 | 21,792 | 32,194  | 1,949   | 7,391  | 11,257 | 22,884  | 9,276   | 19,836     |  |
| 1 dwelling unit, attached                          | 277    | 21,781    | 279       | 1,055  | 46      | 19,357 | 524    | 119      | 3,112  | 193    | 653     | 25      | 668    | 190    | 3,150   | 60      | 173        |  |
| 1 and 2 dwelling unit, semidetached                | 1,006  | 25,873    | 1,908     | 2,128  | 308     | 12,909 | 2,581  | 278      | 5,155  | 440    | 8,744   | 73      | 6,266  | 1,130  | 8,658   | 342     | 829        |  |
| 2 dwelling unit, other                             | 1,320  | 88,812    | 2,436     | 7,102  | 1,392   | 7,252  | 5,058  | 2,166    | 3,580  | 3,600  | 6,910   | 272     | 1,004  | 908    | 3,100   | 960     | 2,430      |  |
| 3 and 4 dwelling unit                              | 561    | 50,143    | 868       | 3,626  | 362     | 5,608  | 2,395  | 544      | 1,825  | 1,375  | 4,400   | 171     | 907    | 1,968  | 2,478   | 336     | 673        |  |
| 5 to 9 dwelling unit                               | 236    | 27,401    | 352       | 2,625  | 99      | 2,594  | 1,450  | 161      | 635    | 465    | 1,879   | 37      | 313    | 494    | 1,070   | 10      | 38         |  |
| 10 dwelling unit or more                           | 43     | 20,796    | 51        | 407    | 452     | 729    | 534    | 20       | 161    | 325    | 547     | ...     | ...    | 49     | 533     | 40      | 10         |  |
| Trailers   | 44     | 1,078     | 54        | 232    | 38      | 369    | 91     | 29       | 402    | 136    | 104     | 3       | 18     | 479    | 296     | 36      | 36         |  |
| NUMBER OF ROOMS                                    |        |           |           |        |         |        |        |          |        |        |         |         |        |        |         |         |            |  |
| 1 room   | 126    | 9,188     | 311       | 628    | 150     | 884    | 624    | 136      | 642    | 460    | 714     | 125     | 90     | 349    | 423     | 165     | 325        |  |
| 2 rooms  | 321    | 31,915    | 970       | 2,717  | 582     | 3,125  | 1,401  | 268      | 1,251  | 1,248  | 2,581   | 193     | 379    | 1,119  | 1,197   | 353     | 937        |  |
| 3 rooms  | 784    | 69,893    | 2,046     | 6,313  | 958     | 7,159  | 3,236  | 830      | 3,819  | 2,963  | 5,213   | 243     | 866    | 1,702  | 3,173   | 706     | 1,800      |  |
| 4 rooms  | 1,577  | 94,315    | 4,182     | 11,337 | 1,768   | 10,545 | 5,687  | 1,384    | 6,963  | 4,689  | 12,101  | 352     | 2,341  | 2,328  | 5,312   | 1,296   | 3,179      |  |
| 5 rooms  | 1,694  | 81,649    | 4,967     | 10,511 | 1,897   | 10,490 | 6,559  | 1,942    | 7,553  | 5,207  | 10,073  | 383     | 2,599  | 2,383  | 5,752   | 1,714   | 3,881      |  |
| 6 rooms  | 2,847  | 87,603    | 5,806     | 10,782 | 2,580   | 20,534 | 11,952 | 2,993    | 10,130 | 6,977  | 14,426  | 498     | 5,545  | 3,806  | 10,096  | 2,499   | 6,785      |  |
| 7 rooms  | 2,091  | 25,030    | 2,517     | 3,170  | 1,642   | 9,307  | 5,724  | 2,863    | 5,592  | 3,002  | 4,436   | 285     | 2,303  | 2,342  | 5,979   | 1,712   | 3,481      |  |
| 8 rooms  | 1,828  | 13,592    | 1,511     | 1,726  | 1,324   | 8,226  | 3,124  | 2,608    | 2,348  | 1,944  | 3,086   | 177     | 1,428  | 1,425  | 3,971   | 1,466   | 2,354      |  |
| 9 rooms or more                                    | 1,205  | 11,530    | 767       | 996    | 793     | 4,719  | 1,920  | 2,819    | 4,638  | 1,055  | 1,935   | 158     | 1,064  | 1,172  | 5,282   | 955     | 1,424      |  |
| Not reported                                       | 381    | 5,965     | 454       | 665    | 436     | 854    | 720    | 487      | 1,395  | 781    | 866     | 116     | 201    | 333    | 1,198   | 219     | 596        |  |
| CONDITION AND PLUMBING FACILITIES                  |        |           |           |        |         |        |        |          |        |        |         |         |        |        |         |         |            |  |
| All dwelling units                                 | 12,854 | 430,680   | 23,531    | 48,845 | 12,130  | 75,843 | 40,941 | 16,330   | 44,331 | 28,326 | 55,431  | 2,530   | 16,616 | 16,959 | 42,143  | 11,085  | 24,762     |  |
| Not dilapidated:                                   | 6,401  | 298,001   | 11,253    | 34,561 | 4,096   | 54,166 | 28,063 | 9,241    | 32,272 | 15,964 | 31,087  | 1,628   | 11,623 | 9,251  | 30,601  | 5,304   | 11,799     |  |
| With priv. toilet and bath, and hot running water  | 254    | 3,952     | 347       | 654    | 159     | 1,107  | 393    | 343      | 1,188  | 390    | 926     | 18      | 127    | 114    | 945     | 104     | 335        |  |
| With private toilet and bath, and only cold water  | 2,890  | 85,781    | 6,219     | 7,596  | 3,053   | 12,057 | 6,243  | 2,600    | 4,531  | 5,218  | 14,930  | 250     | 3,110  | 3,179  | 4,922   | 2,280   | 5,887      |  |
| With running water, lacking private toilet or bath | 2,611  | 5,278     | 3,229     | 2,198  | 3,156   | 5,102  | 2,173  | 2,018    | 2,735  | 3,005  | 2,640   | 427     | 925    | 2,362  | 2,209   | 2,352   | 3,139      |  |
| No running water                                   | 27     | 8,389     | 147       | 945    | 29      | 421    | 925    | 290      | 402    | 337    | 657     | 34      | 130    | 209    | 298     | 54      | 335        |  |
| Dilapidated:                                       | 303    | 19,079    | 1,630     | 1,981  | 1,087   | 1,848  | 2,219  | 1,225    | 1,492  | 2,144  | 3,479   | 84      | 434    | 1,223  | 1,367   | 590     | 2,403      |  |
| Lacking hot water, private toilet or bath          | 368    | 10,200    | 706       | 910    | 550     | 1,142  | 925    | 613      | 1,711  | 1,268  | 1,712   | 89      | 267    | 621    | 1,801   | 401     | 864        |  |
| Condition or plumbing facilities not reported      | 4,496  | 203,444   | 8,610     | 17,440 | 3,745   | 26,172 | 14,233 | 4,457    | 12,428 | 8,762  | 23,120  | 776     | 5,758  | 6,896  | 15,732  | 3,441   | 7,657      |  |
| Renter-occupied dwelling units                     | 4,496  | 203,444   | 8,610     | 17,440 | 3,745   | 26,172 | 14,233 | 4,457    | 12,428 | 8,762  | 23,120  | 776     | 5,758  | 6,896  | 15,732  | 3,441   | 7,657      |  |
| Not dilapidated:                                   | 2,105  | 117,643   | 3,581     | 11,007 | 1,156   | 16,345 | 8,162  | 2,286    | 8,589  | 4,465  | 11,221  | 558     | 3,465  | 3,636  | 9,977   | 1,421   | 3,321      |  |
| With priv. toilet and bath, and hot running water  | 102    | 1,869     | 90        | 162    | 51      | 594    | 155    | 90       | 309    | 77     | 381     | 5       | 52     | 47     | 526     | 22      | 85         |  |
| With private toilet and bath, and only cold water  | 1,220  | 56,749    | 2,666     | 3,590  | 1,031   | 5,698  | 3,154  | 864      | 1,688  | 2,060  | 7,442   | 91      | 1,536  | 1,383  | 2,623   | 823     | 1,852      |  |
| With running water, lacking private toilet or bath | 841    | 2,008     | 1,067     | 615    | 920     | 1,969  | 773    | 507      | 714    | 799    | 869     | 47      | 291    | 866    | 1,016   | 766     | 935        |  |
| No running water                                   | 14     | 5,077     | 76        | 491    | 10      | 211    | 470    | 116      | 119    | 116    | 394     | 23      | 55     | 106    | 137     | 24      | 128        |  |
| Dilapidated:                                       | 118    | 14,903    | 919       | 1,248  | 443     | 977    | 1,253  | 463      | 616    | 857    | 2,172   | 21      | 264    | 606    | 891     | 273     | 1,075      |  |
| Lacking hot water, private toilet or bath          | 96     | 5,195     | 211       | 327    | 134     | 378    | 266    | 131      | 393    | 388    | 641     | 31      | 95     | 252    | 562     | 112     | 261        |  |
| Condition or plumbing facilities not reported      | 14     | 5,077     | 76        | 491    | 10      | 211    | 470    | 116      | 119    | 116    | 394     | 23      | 55     | 106    | 137     | 24      | 128        |  |
| NUMBER OF PERSONS                                  |        |           |           |        |         |        |        |          |        |        |         |         |        |        |         |         |            |  |
| All occupied dwelling units                        | 12,078 | 422,694   | 22,513    | 47,720 | 10,974  | 73,230 | 39,558 | 14,751   | 40,714 | 26,625 | 54,164  | 2,035   | 15,842 | 16,121 | 40,386  | 10,406  | 23,472     |  |
| 1 person   | 976    | 30,701    | 1,710     | 2,672  | 928     | 5,784  | 3,314  | 1,546    | 2,603  | 2,133  | 2,930   | 215     | 1,007  | 1,273  | 2,774   | 887     | 2,034      |  |
| 2 persons  | 3,276  | 107,863   | 5,592     | 11,256 | 2,719   | 21,087 | 10,822 | 4,068    | 10,666 | 6,881  | 11,825  | 492     | 3,877  | 4,152  | 10,054  | 2,584   | 5,634      |  |
| 3 persons  | 2,645  | 105,023   | 5,280     | 11,737 | 2,416   | 17,869 | 9,312  | 3,025    | 9,853  | 5,967  | 12,921  | 498     | 3,920  | 3,816  | 9,297   | 2,329   | 5,224      |  |
| 4 persons  | 2,196  | 85,229    | 4,389     | 10,217 | 1,971   | 13,406 | 7,193  | 2,553    | 8,622  | 5,120  | 9,925   | 371     | 3,167  | 2,908  | 7,979   | 1,864   | 4,431      |  |
| 5 persons  | 1,314  | 49,153    | 2,546     | 6,093  | 1,271   | 7,596  | 4,350  | 1,668    | 4,677  | 3,114  | 6,315   | 239     | 1,883  | 1,814  | 4,855   | 1,211   | 2,715      |  |
| 6 persons  | 746    | 23,559    | 1,450     | 2,939  | 751     | 3,759  | 2,126  | 927      | 2,236  | 1,715  | 5,020   | 107     | 962    | 1,049  | 2,574   | 663     |            |  |

Table 26.—OCCUPANCY CHARACTERISTICS, TYPE OF STRUCTURE, NUMBER OF ROOMS, CONDITION AND PLUMBING FACILITIES, AND NUMBER OF PERSONS, FOR COUNTIES: 1950—Con.

[Percent not shown where less than 0.1; median not shown where base is less than 100]

| Subject  | Clinton | Columbia | Crawford | Cumberland | Dauphin | Delaware | Elk   | Erie   | Fayette | Forest | Franklin | Fullton | Greene | Huntington | Indiana | Jefferson | Junata |  |
|--|---------|----------|----------|------------|---------|----------|-------|--------|---------|--------|----------|---------|--------|------------|---------|-----------|--------|--|
| All dwelling units                                 | 11,090  | 16,321   | 25,979   | 28,441     | 58,915  | 116,935  | 9,698 | 64,813 | 52,869  | 2,933  | 22,111   | 2,940   | 12,702 | 12,362     | 21,678  | 14,810    | 4,655  |  |
| Urban-farm dwelling units                          | 1       | 22       | 14       | 20         | 35      | 129      | 16    | 120    | 39      | ...    | 22       | ...     | ...    | 4          | 1       | 13        | ...    |  |
| OCCUPANCY, TENURE, AND RACE                        |         |          |          |            |         |          |       |        |         |        |          |         |        |            |         |           |        |  |
| Occupied dwelling units                            | 10,237  | 15,470   | 22,752   | 26,934     | 57,036  | 114,002  | 9,211 | 61,880 | 51,082  | 1,416  | 21,066   | 2,713   | 12,215 | 11,018     | 20,744  | 13,927    | 4,285  |  |
| Owner occupied                                     | 5,916   | 9,858    | 14,927   | 16,788     | 31,872  | 81,180   | 6,284 | 38,223 | 27,629  | 944    | 12,180   | 1,920   | 7,784  | 7,013      | 12,749  | 9,263     | 2,934  |  |
| Percent of all occupied                            | 57.8    | 63.7     | 65.6     | 62.3       | 55.9    | 71.2     | 68.2  | 61.8   | 54.1    | 66.7   | 57.8     | 70.8    | 63.7   | 61.5       | 66.5    | 68.5      | 68.5   |  |
| White  | 5,912   | 9,842    | 14,782   | 16,647     | 30,506  | 78,568   | 6,278 | 37,926 | 26,714  | 944    | 12,032   | 1,908   | 7,704  | 6,949      | 12,690  | 9,258     | 2,926  |  |
| Negro  | 4       | 15       | 143      | 140        | 1,363   | 2,600    | 6     | 287    | 914     | ...    | 146      | 12      | 80     | 53         | 58      | 4         | 7      |  |
| Other races  | ...     | 1        | 2        | 1          | 3       | 12       | ...   | 10     | 1       | ...    | 2        | ...     | 11     | 1          | 1       | 1         | 1      |  |
| Renter occupied                                    | 4,321   | 5,612    | 7,825    | 10,146     | 25,164  | 32,822   | 2,927 | 23,657 | 23,453  | 472    | 8,886    | 793     | 4,431  | 4,005      | 7,995   | 4,664     | 1,351  |  |
| White  | 4,318   | 5,604    | 7,711    | 9,994      | 23,084  | 28,673   | 2,926 | 23,664 | 22,088  | 471    | 8,733    | 791     | 4,380  | 3,914      | 7,933   | 4,659     | 1,345  |  |
| Negro  | 2       | 7        | 112      | 150        | 2,075   | 4,130    | 1     | 383    | 1,358   | 1      | 152      | 2       | 50     | 84         | 61      | 5         | 5      |  |
| Other races  | 1       | 1        | 2        | 2          | 5       | 19       | ...   | 10     | 7       | ...    | 1        | ...     | 6      | 9          | 24      | 9         | 10     |  |
| Nonresident dwelling units                         | 15      | 7        | 53       | 26         | 41      | 112      | 1     | 57     | 26      | 4      | 32       | 6       | 1      | 7          | 1       | ...       | 1      |  |
| Vacant dwelling units                              | 838     | 844      | 3,174    | 1,481      | 1,838   | 2,821    | 486   | 2,876  | 1,761   | 1,513  | 1,013    | 221     | 478    | 1,214      | 910     | 874       | 360    |  |
| Nonseasonal not dilapidated, for rent or sale      | 80      | 109      | 381      | 275        | 596     | 1,331    | 29    | 524    | 290     | 34     | 192      | 36      | 89     | 95         | 201     | 176       | 36     |  |
| Percent of all dwelling units                      | 0.7     | 0.7      | 1.5      | 1.0        | 1.0     | 1.1      | 0.3   | 0.8    | 0.5     | 1.2    | 0.9      | 1.2     | 0.7    | 0.8        | 0.9     | 1.2       | 0.8    |  |
| For rent   | 58      | 78       | 248      | 168        | 431     | 583      | 13    | 282    | 192     | 23     | 128      | 28      | 62     | 56         | 136     | 148       | 17     |  |
| For sale only                                      | 22      | 31       | 133      | 107        | 165     | 748      | 16    | 242    | 98      | 11     | 64       | 8       | 27     | 39         | 65      | 28        | 19     |  |
| Nonseasonal not dilapidated, not for rent or sale  | 203     | 248      | 641      | 432        | 661     | 1,115    | 126   | 862    | 561     | 117    | 329      | 85      | 176    | 297        | 308     | 226       | 143    |  |
| Nonseasonal dilapidated                            | 76      | 109      | 320      | 103        | 133     | 184      | 63    | 228    | 330     | 63     | 111      | 49      | 168    | 135        | 222     | 152       | 58     |  |
| Seasonal   | 479     | 378      | 1,832    | 671        | 448     | 191      | 268   | 1,262  | 580     | 1,299  | 381      | 51      | 45     | 687        | 179     | 320       | 123    |  |
| TYPE OF STRUCTURE                                  |         |          |          |            |         |          |       |        |         |        |          |         |        |            |         |           |        |  |
| 1 dwelling unit, detached                          | 7,282   | 10,204   | 19,021   | 16,478     | 18,675  | 43,307   | 7,165 | 38,429 | 32,326  | 2,740  | 14,504   | 2,556   | 9,568  | 9,612      | 16,570  | 11,895    | 3,677  |  |
| 1 dwelling unit, attached                          | 70      | 652      | 144      | 1,459      | 11,904  | 24,241   | 71    | 778    | 782     | 3      | 298      | 12      | 406    | 105        | 180     | 113       | 92     |  |
| 1 and 2 dwelling unit, semidetached                | 1,031   | 2,364    | 817      | 4,819      | 13,183  | 29,557   | 203   | 1,353  | 9,338   | 35     | 2,505    | 63      | 1,102  | 752        | 1,040   | 428       | 466    |  |
| 2 dwelling unit, other                             | 1,396   | 1,304    | 3,358    | 2,840      | 6,356   | 6,466    | 1,610 | 14,138 | 6,140   | 100    | 2,754    | 262     | 1,010  | 1,154      | 2,736   | 1,616     | 294    |  |
| 3 and 4 dwelling unit                              | 775     | 1,014    | 1,602    | 1,585      | 5,218   | 5,384    | 513   | 5,435  | 2,626   | 34     | 1,244    | 34      | 428    | 457        | 844     | 505       | 82     |  |
| 5 to 9 dwelling unit                               | 240     | 649      | 834      | 791        | 2,039   | 4,160    | 96    | 3,152  | 1,190   | 6      | 694      | 4       | 81     | 223        | 181     | 167       | 27     |  |
| 10 dwelling unit or more                           | 166     | 99       | 137      | 356        | 1,300   | 3,494    | 21    | 943    | 367     | 10     | 58       | ...     | 80     | 29         | 50      | 48        | 13     |  |
| Trailers   | 30      | 35       | 66       | 153        | 240     | 326      | 19    | 585    | 100     | 5      | 54       | 8       | 27     | 39         | 77      | 38        | 4      |  |
| NUMBER OF ROOMS                                    |         |          |          |            |         |          |       |        |         |        |          |         |        |            |         |           |        |  |
| 1 room   | 266     | 126      | 354      | 371        | 753     | 625      | 127   | 1,058  | 953     | 404    | 212      | 39      | 248    | 197        | 284     | 230       | 51     |  |
| 2 rooms  | 458     | 478      | 779      | 866        | 2,895   | 2,295    | 282   | 2,464  | 2,899   | 388    | 750      | 115     | 594    | 553        | 950     | 455       | 194    |  |
| 3 rooms  | 871     | 1,140    | 2,142    | 2,529      | 6,207   | 9,529    | 740   | 5,674  | 5,806   | 320    | 1,823    | 135     | 1,148  | 948        | 1,577   | 883       | 213    |  |
| 4 rooms  | 1,521   | 2,191    | 3,452    | 4,363      | 7,508   | 11,661   | 1,248 | 9,913  | 15,537  | 364    | 3,139    | 327     | 2,573  | 1,724      | 3,649   | 1,765     | 474    |  |
| 5 rooms  | 1,610   | 2,450    | 4,398    | 4,226      | 8,010   | 12,271   | 1,523 | 14,429 | 9,455   | 307    | 3,397    | 365     | 2,788  | 2,214      | 3,778   | 2,314     | 638    |  |
| 6 rooms  | 3,147   | 5,131    | 5,280    | 8,097      | 15,578  | 47,948   | 2,514 | 14,616 | 10,127  | 397    | 6,019    | 577     | 2,421  | 2,881      | 5,864   | 3,962     | 1,051  |  |
| 7 rooms  | 1,405   | 2,093    | 3,372    | 3,556      | 6,753   | 14,203   | 1,429 | 7,496  | 3,101   | 268    | 2,704    | 520     | 1,170  | 1,671      | 2,510   | 2,140     | 877    |  |
| 8 rooms  | 896     | 1,447    | 2,451    | 2,364      | 7,029   | 7,614    | 992   | 4,230  | 2,820   | 238    | 2,203    | 458     | 828    | 1,073      | 1,664   | 1,698     | 628    |  |
| 9 rooms or more                                    | 597     | 990      | 2,286    | 1,583      | 3,421   | 8,365    | 649   | 3,660  | 1,151   | 179    | 1,494    | 319     | 601    | 797        | 1,001   | 1,001     | 392    |  |
| Not reported                                       | 319     | 275      | 1,495    | 486        | 761     | 2,424    | 194   | 1,273  | 1,020   | 68     | 370      | 85      | 331    | 304        | 312     | 362       | 137    |  |
| CONDITION AND PLUMBING FACILITIES                  |         |          |          |            |         |          |       |        |         |        |          |         |        |            |         |           |        |  |
| All dwelling units                                 | 11,090  | 16,321   | 25,979   | 28,441     | 58,915  | 116,935  | 9,698 | 64,813 | 52,869  | 2,933  | 22,111   | 2,940   | 12,702 | 12,362     | 21,678  | 14,810    | 4,655  |  |
| Not dilapidated:                                   |         |          |          |            |         |          |       |        |         |        |          |         |        |            |         |           |        |  |
| With priv. toilet and bath, and hot running water  | 6,540   | 10,344   | 16,337   | 18,388     | 42,261  | 105,533  | 6,513 | 48,832 | 22,711  | 810    | 12,049   | 720     | 5,295  | 5,063      | 8,940   | 7,891     | 1,613  |  |
| With private toilet and bath, and only cold water  | 173     | 170      | 462      | 528        | 473     | 1,282    | 72    | 710    | 1,005   | 27     | 770      | 33      | 140    | 182        | 330     | 170       | 46     |  |
| With running water, lacking private toilet or bath | 2,157   | 3,086    | 3,412    | 4,332      | 9,823   | 3,676    | 1,469 | 7,293  | 16,612  | 317    | 3,839    | 616     | 2,591  | 3,086      | 6,872   | 2,914     | 1,218  |  |
| No running water                                   | 1,081   | 1,578    | 2,128    | 2,985      | 2,523   | 631      | 646   | 2,284  | 4,323   | 1,290  | 3,969    | 1,184   | 2,570  | 2,666      | 2,974   | 1,962     | 1,101  |  |
| Dilapidated:                                       |         |          |          |            |         |          |       |        |         |        |          |         |        |            |         |           |        |  |
| With priv. toilet and bath, and hot running water  | 109     | 139      | 522      | 161        | 610     | 988      | 257   | 1,342  | 656     | 40     | 87       | 6       | 135    | 90         | 122     | 298       | 12     |  |
| Lacking hot water, private toilet or bath          | 655     | 708      | 1,340    | 1,439      | 2,112   | 1,785    | 528   | 2,195  | 6,257   | 395    | 908      | 314     | 1,498  | 864        | 1,922   | 1,092     | 438    |  |
| Condition or plumbing facilities not reported      | 375     | 296      | 1,778    | 608        | 1,113   | 3,040    | 213   | 2,157  | 1,305   | 54     | 489      | 67      | 473    | 411        | 518     | 483       | 137    |  |
| Renter-occupied dwelling units                     | 4,321   | 5,612    | 7,825    | 10,146     | 25,164  | 32,822   | 2,927 | 23,657 | 23,453  | 472    | 8,886    | 793     | 4,431  | 4,005      | 7,995   | 4,664     | 1,351  |  |
| Not dilapidated:                                   |         |          |          |            |         |          |       |        |         |        |          |         |        |            |         |           |        |  |
| With priv. toilet and bath, and hot running water  | 2,577   | 3,498    | 5,326    | 6,025      | 16,349  | 26,404   | 1,850 | 16,765 | 8,105   | 240    | 4,472    | 167     | 1,487  | 1,605      | 2,730   | 2,212     | 344    |  |
| With private toilet and bath, and only cold water  | 86      | 83       | 88       | 210        | 248     | 762      | 10    | 175    | 341     | 1      | 381      | 7       | 34     | 73         | 95      | 39        | 16     |  |
| With running water, lacking private toilet or bath | 887     | 1,188    | 1,071    | 2,100      | 5,480   | 2,391    | 565   | 3,902  | 8,541   | 53     | 1,906    | 179     | 869    | 1,146      | 2,869   | 1,106     | 459    |  |
| No running water                                   | 263     | 425      | 393      | 983        | 884     | 278      | 139   | 437    | 1,679   | 65     | 1,432    | 313     | 1,023  | 687        | 1,062   | 559       | 338    |  |
| Dilapidated:                                       |         |          |          |            |         |          |       |        |         |        |          |         |        |            |         |           |        |  |
| With priv. toilet and bath, and hot running water  | 57      | 76       | 277      | 88         | 323     | 471      | 107   | 693    | 343     | 15     | 46       | 4       | 55     | 44         | 53      | 119       | 3      |  |
| Lacking hot water, private toilet or bath          | 329     | 275      | 448      | 622        | 1,476   | 1,415    | 208   | 1,022  | 4,000   | 84     | 451      | 104     | 774    | 348        | 1,005   | 468       | 165    |  |
| Condition or plumbing facilities not reported      | 122     | 67       | 222      | 208        | 404     | 1,101    | 48    | 663    | 444     | 14     | 198      | 19      | 189    | 102        | 181     | 161       | 26     |  |
| NUMBER OF PERSONS                                  |         |          |          |            |         |          |       |        |         |        |          |         |        |            |         |           |        |  |
| All occupied dwelling units                        | 10,237  | 15,470   | 22,752   | 26,934     | 57,036  | 114,002  | 9,211 | 61,880 | 51,082  | 1,416  | 21,066   | 2,713   | 12,215 | 11,018     | 20,744  | 13,927    | 4,285  |  |
| 1 person   | 835     | 1,239    | 2,301    | 2,171      | 5,142   | 5,704    | 714   | 4,705  | 4,099   | 182    | 1,730    | 247     | 983    | 1,026      | 1,691   | 1,241     | 395    |  |
| 2 persons  | 2,712   | 4,315    | 6,335    | 7,780      | 16,690  | 28,393   | 2,094 | 16,787 | 11,898  | 372    | 5,736    | 605     | 2,795  | 2,744      | 5,011   | 3,620     | 1,041  |  |
| 3 persons  | 2,406   | 3,725    | 5,053    | 6,560      | 13,731  | 28,497   | 2,144 | 14,409 | 11,571  | 273    | 5,149    | 549     | 2,820  | 2,524      | 4,629   | 3,092     | 1,035  |  |
| 4 persons  | 1,935   | 2,872    | 4,087    | 5,125      | 10,231  | 25,748   | 1,705 | 12,380 | 9,820   | 248    | 3,803    | 473     | 2,351  | 1,967      | 3,957   | 2,625     | 734    |  |
| 5 persons  | 1,108   | 1,703    | 2,403    | 2,722      | 5,548   | 13,939   | 1,138 | 7,017  | 6,053   | 155    | 2,161    | 322     | 1,456  | 1,218      | 2,470   | 1,583     | 469    |  |
| 6 persons  | 570     | 818      | 1,365    | 1,294      | 2,750   | 6,239    | 664   | 3,516  | 3,465   | 75     | 1,142    | 223     | 814    | 704        | 1,337   | 861       | 273    |  |
| 7 persons  | 339     | 4        |          |            |         |          |       |        |         |        |          |         |        |            |         |           |        |  |

Table 26.—OCCUPANCY CHARACTERISTICS, TYPE OF STRUCTURE, NUMBER OF ROOMS, CONDITION AND PLUMBING FACILITIES, AND NUMBER OF PERSONS, FOR COUNTIES: 1950—Con.

[Percent not shown where less than 0.1; median not shown where base is less than 100]

| Subject  | Lackawanna | Lancaster | Lawrence | Lebanon | Lehigh | Luzerne | Lycoming | Monroe | Mercer | Mifflin | Monroe | Montgomery | Montour | Norampton | Northumberland | Perry | Philadelphia |  |
|--|------------|-----------|----------|---------|--------|---------|----------|--------|--------|---------|--------|------------|---------|-----------|----------------|-------|--------------|--|
| All dwelling units                                 | 74,060     | 67,376    | 29,985   | 23,665  | 56,898 | 110,981 | 31,577   | 17,847 | 31,941 | 13,104  | 14,345 | 96,598     | 3,797   | 52,645    | 34,106         | 7,542 | 599,495      |  |
| Urban-farm dwelling units                          | 52         | 72        | 14       | 14      | 68     | 126     | 83       | 16     | 6      | 3       | 8      | 126        | 6       | 95        | 34             | 4     | 446          |  |
| OCCUPANCY, TENURE, AND RACE                        |            |           |          |         |        |         |          |        |        |         |        |            |         |           |                |       |              |  |
| Occupied dwelling units                            | 71,769     | 65,128    | 29,224   | 22,418  | 55,343 | 106,663 | 29,772   | 16,735 | 31,062 | 12,355  | 9,722  | 93,971     | 3,645   | 51,010    | 33,186         | 6,910 | 584,698      |  |
| Owner occupied                                     | 37,739     | 38,696    | 19,478   | 12,867  | 34,434 | 57,233  | 17,621   | 10,568 | 22,014 | 7,135   | 5,993  | 67,052     | 2,179   | 31,467    | 20,514         | 4,826 | 328,035      |  |
| Percent of all occupied                            | 52.6       | 59.4      | 66.7     | 57.4    | 62.2   | 53.7    | 59.2     | 63.1   | 70.9   | 57.7    | 61.6   | 71.4       | 59.8    | 61.7      | 61.8           | 69.8  | 56.1         |  |
| White  | 37,709     | 38,385    | 19,236   | 12,852  | 34,366 | 57,156  | 17,470   | 10,550 | 21,649 | 7,113   | 5,959  | 65,492     | 2,179   | 31,321    | 20,484         | 4,825 | 298,596      |  |
| Negro  | 29         | 306       | 241      | 14      | 64     | 75      | 149      | 17     | 361    | 21      | 30     | 1,552      | ...     | 143       | 29             | 1     | 29,149       |  |
| Other races  | 1          | 5         | 1        | 1       | 4      | 2       | 2        | 1      | 4      | 1       | 4      | 8          | ...     | 3         | 1              | ...   | 290          |  |
| Renter occupied                                    | 34,030     | 26,432    | 9,746    | 9,551   | 20,909 | 49,430  | 12,151   | 6,167  | 9,048  | 5,220   | 3,729  | 26,919     | 1,466   | 19,543    | 12,672         | 2,084 | 256,663      |  |
| White  | 33,846     | 26,014    | 9,433    | 9,515   | 20,837 | 49,261  | 12,012   | 6,152  | 8,568  | 5,197   | 3,700  | 25,866     | 1,466   | 19,323    | 12,656         | 2,083 | 285,417      |  |
| Negro  | 181        | 416       | 312      | 34      | 68     | 167     | 136      | 12     | 477    | 22      | 28     | 1,041      | ...     | 211       | 16             | 1     | 70,732       |  |
| Other races  | 3          | 2         | 1        | 2       | 4      | 2       | 3        | 3      | 3      | 1       | 1      | 12         | ...     | 9         | ...            | ...   | 514          |  |
| Nonresident dwelling units                         | 15         | 35        | 27       | 12      | 54     | 62      | 41       | 25     | 40     | 24      | 136    | 81         | 1       | 115       | 24             | 39    | 608          |  |
| Vacant dwelling units                              | 2,276      | 2,213     | 734      | 1,235   | 1,501  | 4,256   | 1,764    | 1,087  | 839    | 725     | 4,487  | 2,546      | 151     | 1,520     | 896            | 593   | 14,189       |  |
| Nonseasonal not dilapidated, for rent or sale      | 438        | 558       | 224      | 218     | 469    | 632     | 197      | 271    | 163    | 179     | 190    | 940        | 28      | 478       | 168            | 68    | 7,613        |  |
| Percent of all dwelling units                      | 0.6        | 0.8       | 0.7      | 0.9     | 0.8    | 0.6     | 0.6      | 1.5    | 0.5    | 1.4     | 1.3    | 1.0        | 0.7     | 0.9       | 0.5            | 0.9   | 1.3          |  |
| For rent   | 321        | 319       | 140      | 115     | 270    | 413     | 134      | 217    | 97     | 103     | 133    | 383        | 22      | 248       | 76             | 43    | 4,836        |  |
| For sale only                                      | 117        | 239       | 84       | 103     | 199    | 219     | 63       | 34     | 66     | 76      | 57     | 57         | 6       | 230       | 92             | 25    | 2,777        |  |
| Nonseasonal not dilapidated, not for rent or sale  | 593        | 806       | 264      | 291     | 528    | 789     | 416      | 340    | 341    | 184     | 351    | 946        | 57      | 561       | 339            | 157   | 4,619        |  |
| Nonseasonal dilapidated                            | 230        | 216       | 96       | 62      | 88     | 355     | 162      | 128    | 143    | 119     | 60     | 139        | 16      | 119       | 146            | 60    | 1,588        |  |
| Seasonal   | 1,019      | 633       | 150      | 664     | 416    | 2,480   | 989      | 348    | 192    | 243     | 3,886  | 521        | 50      | 362       | 243            | 308   | 369          |  |
| TYPE OF STRUCTURE                                  |            |           |          |         |        |         |          |        |        |         |        |            |         |           |                |       |              |  |
| 1 dwelling unit, detached                          | 33,659     | 30,795    | 20,801   | 10,824  | 18,448 | 55,133  | 19,448   | 13,703 | 23,315 | 7,970   | 10,876 | 52,965     | 2,542   | 22,946    | 14,869         | 5,808 | 22,320       |  |
| 1 dwelling unit, attached                          | 706        | 9,314     | 273      | 1,763   | 13,595 | 2,036   | 703      | 89     | 891    | 322     | 202    | 7,379      | 374     | 5,090     | 3,105          | 106   | 340,303      |  |
| 1 and 2 dwelling unit, semidetached                | 7,101      | 13,407    | 1,100    | 6,204   | 11,447 | 24,268  | 3,780    | 460    | 721    | 2,024   | 1,058  | 19,180     | 390     | 14,058    | 9,745          | 597   | 50,115       |  |
| 2 dwelling unit, other                             | 18,886     | 6,724     | 4,222    | 2,324   | 5,604  | 14,704  | 3,866    | 2,298  | 4,706  | 1,328   | 1,294  | 7,042      | 276     | 5,148     | 3,436          | 684   | 54,396       |  |
| 3 and 4 dwelling unit                              | 10,285     | 3,990     | 1,995    | 1,514   | 4,439  | 10,635  | 2,056    | 819    | 1,430  | 855     | 553    | 5,392      | 143     | 3,086     | 1,996          | 240   | 58,725       |  |
| 5 to 9 dwelling unit                               | 2,866      | 1,965     | 778      | 672     | 1,989  | 3,076   | 1,325    | 353    | 633    | 276     | 258    | 2,065      | 66      | 1,501     | 618            | 72    | 49,823       |  |
| 10 dwelling unit or more                           | 523        | 709       | 483      | 262     | 1,189  | 1,053   | 308      | 89     | 93     | 303     | 57     | 2,283      | ...     | 713       | 283            | 13    | 23,476       |  |
| Trailers   | 34         | 472       | 133      | 102     | 187    | 76      | 91       | 36     | 152    | 26      | 47     | 292        | 6       | 103       | 54             | 22    | 337          |  |
| NUMBER OF ROOMS                                    |            |           |          |         |        |         |          |        |        |         |        |            |         |           |                |       |              |  |
| 1 room   | 374        | 798       | 505      | 281     | 713    | 626     | 288      | 315    | 390    | 164     | 864    | 583        | 48      | 538       | 261            | 89    | 10,456       |  |
| 2 rooms  | 1,096      | 2,250     | 1,351    | 715     | 2,279  | 2,296   | 757      | 453    | 1,111  | 596     | 769    | 2,299      | 98      | 1,338     | 899            | 229   | 55,471       |  |
| 3 rooms  | 6,605      | 5,178     | 3,348    | 2,155   | 5,109  | 9,231   | 1,534    | 1,228  | 3,263  | 1,230   | 1,375  | 7,241      | 214     | 4,989     | 1,801          | 398   | 71,548       |  |
| 4 rooms  | 13,929     | 7,551     | 5,540    | 3,223   | 7,944  | 17,270  | 4,248    | 1,929  | 4,548  | 2,031   | 2,198  | 10,051     | 446     | 7,961     | 3,669          | 891   | 62,091       |  |
| 5 rooms  | 14,007     | 8,344     | 6,150    | 3,110   | 8,169  | 17,925  | 4,973    | 3,219  | 6,203  | 2,072   | 2,108  | 11,690     | 621     | 7,888     | 4,713          | 1,043 | 67,958       |  |
| 6 rooms  | 20,691     | 17,577    | 7,678    | 6,686   | 16,161 | 39,429  | 10,241   | 4,253  | 8,655  | 3,819   | 3,186  | 27,385     | 1,081   | 16,642    | 11,755         | 1,909 | 221,291      |  |
| 7 rooms  | 6,928      | 9,750     | 2,518    | 3,198   | 6,408  | 9,818   | 4,853    | 2,756  | 3,506  | 1,399   | 1,559  | 12,844     | 616     | 5,771     | 4,614          | 1,271 | 54,873       |  |
| 8 rooms  | 5,541      | 8,083     | 1,551    | 2,355   | 6,012  | 6,978   | 2,032    | 1,791  | 2,220  | 979     | 1,035  | 9,381      | 345     | 3,888     | 3,269          | 878   | 37,094       |  |
| 9 rooms or more                                    | 3,880      | 6,769     | 916      | 1,590   | 3,414  | 5,502   | 1,502    | 1,479  | 1,528  | 590     | 928    | 12,827     | 294     | 2,894     | 2,341          | 596   | 27,395       |  |
| Not reported                                       | 1,009      | 1,076     | 428      | 352     | 689    | 1,906   | 1,149    | 424    | 517    | 224     | 323    | 2,297      | 34      | 736       | 684            | 238   | 11,316       |  |
| CONDITION AND PLUMBING FACILITIES                  |            |           |          |         |        |         |          |        |        |         |        |            |         |           |                |       |              |  |
| All dwelling units                                 | 74,060     | 67,376    | 29,985   | 23,665  | 56,898 | 110,981 | 31,577   | 17,847 | 31,941 | 13,104  | 14,345 | 96,598     | 3,797   | 52,645    | 34,106         | 7,542 | 599,495      |  |
| Not dilapidated:                                   |            |           |          |         |        |         |          |        |        |         |        |            |         |           |                |       |              |  |
| With priv. toilet and bath, and hot running water  | 53,375     | 44,095    | 20,087   | 15,414  | 40,742 | 77,620  | 21,584   | 13,427 | 21,449 | 7,282   | 10,045 | 81,320     | 2,063   | 37,732    | 22,035         | 3,061 | 501,311      |  |
| With private toilet and bath, and only cold water  | 1,841      | 1,050     | 296      | 272     | 830    | 874     | 406      | 124    | 361    | 391     | 363    | 748        | 36      | 838       | 394            | 80    | 6,143        |  |
| With running water, lacking private toilet or bath | 13,118     | 12,167    | 5,460    | 4,839   | 10,105 | 19,168  | 4,342    | 1,641  | 5,428  | 2,605   | 1,496  | 7,061      | 692     | 8,655     | 7,011          | 1,716 | 46,231       |  |
| No running water                                   | 798        | 5,914     | 1,411    | 1,772   | 2,881  | 2,061   | 2,107    | 696    | 1,963  | 1,294   | 1,225  | 1,918      | 504     | 2,620     | 1,582          | 1,856 | 620          |  |
| Dilapidated:                                       |            |           |          |         |        |         |          |        |        |         |        |            |         |           |                |       |              |  |
| With priv. toilet and bath, and hot running water  | 1,311      | 434       | 696      | 1,228   | 2,961  | 4,31    | 543      | 558    | 161    | 199     | 874    | 51         | 356     | 496       | 25             | 9,922 |              |  |
| Lacking hot water, private toilet or bath          | 2,180      | 2,200     | 1,491    | 770     | 1,241  | 4,613   | 1,628    | 812    | 1,650  | 1,046   | 620    | 1,239      | 309     | 1,287     | 1,620          | 601   | 15,340       |  |
| Condition or plumbing facilities not reported      | 1,437      | 1,516     | 544      | 466     | 851    | 3,704   | 1,079    | 604    | 532    | 325     | 397    | 3,438      | 142     | 957       | 968            | 203   | 19,928       |  |
| Renter-occupied dwelling units                     | 34,030     | 26,432    | 9,746    | 9,551   | 20,909 | 49,430  | 12,151   | 6,167  | 9,048  | 5,220   | 3,729  | 26,919     | 1,466   | 19,543    | 12,672         | 2,084 | 256,663      |  |
| Not dilapidated:                                   |            |           |          |         |        |         |          |        |        |         |        |            |         |           |                |       |              |  |
| With priv. toilet and bath, and hot running water  | 22,533     | 15,137    | 5,253    | 5,588   | 13,909 | 31,938  | 8,062    | 4,392  | 5,086  | 2,798   | 2,662  | 19,952     | 731     | 12,276    | 7,329          | 731   | 183,685      |  |
| With private toilet and bath, and only cold water  | 1,178      | 565       | 73       | 161     | 473    | 488     | 228      | 26     | 89     | 232     | 46     | 345        | 24      | 443       | 192            | 25    | 4,635        |  |
| With running water, lacking private toilet or bath | 7,265      | 6,261     | 2,663    | 2,525   | 4,950  | 10,415  | 2,041    | 782    | 2,285  | 1,119   | 385    | 3,619      | 308     | 4,382     | 3,196          | 543   | 37,538       |  |
| No running water                                   | 242        | 2,501     | 471      | 647     | 1,220  | 594     | 478      | 137    | 495    | 364     | 215    | 705        | 178     | 1,090     | 580            | 513   | 446          |  |
| Dilapidated:                                       |            |           |          |         |        |         |          |        |        |         |        |            |         |           |                |       |              |  |
| With priv. toilet and bath, and hot running water  | 777        | 233       | 334      | 66      | 118    | 1,763   | 253      | 280    | 245    | 80      | 100    | 378        | 21      | 198       | 214            | 6     | 6,626        |  |
| Lacking hot water, private toilet or bath          | 1,450      | 1,262     | 776      | 406     | 725    | 2,949   | 816      | 366    | 718    | 537     | 259    | 737        | 143     | 879       | 823            | 221   | 13,837       |  |
| Condition or plumbing facilities not reported      | 585        | 493       | 176      | 158     | 233    | 1,283   | 273      | 184    | 130    | 90      | 62     | 1,183      | 61      | 275       | 338            | 45    | 9,896        |  |
| NUMBER OF PERSONS                                  |            |           |          |         |        |         |          |        |        |         |        |            |         |           |                |       |              |  |
| All occupied dwelling units                        | 71,769     | 65,128    | 29,224   | 22,418  | 55,343 | 106,663 | 29,772   | 16,735 | 31,062 | 12,355  | 9,722  | 93,971     | 3,645   | 51,010    | 33,186         | 6,910 | 584,698      |  |
| 1 person   | 5,569      | 4,789     | 2,097    | 1,667   | 3,788  | 6,961   | 2,687    | 1,789  | 2,058  | 953     | 867    | 5,508      | 332     | 3,379     | 2,615          | 665   | 57,690       |  |
| 2 persons  | 17,486     | 17,706    | 7,387    | 6,049   | 15,224 | 24,237  | 8,625    | 4,489  | 7,925  | 3,195   | 2,847  | 23,687     | 962     | 13,105    | 8,507          | 1,806 | 154,851      |  |
| 3 persons  | 17,501     | 15,626    | 7,051    | 5,391   | 13,473 | 25,762  | 7,036    | 3,800  | 7,308  | 3,051   | 2,349  | 22,161     | 850     | 12,368    | 7,966          | 1,520 | 133,703      |  |
| 4 persons  | 14,397     | 12,074    | 5,933    | 4,136   | 10,824 | 22,374  | 5,435    | 3,138  | 6,357  | 2,877   | 1,729  | 20,173     | 634     | 10,426    | 6,358          | 1,219 | 111,697      |  |
| 5 persons  | 8,622      | 6,904     | 3,314    | 2,4     |        |         |          |        |        |         |        |            |         |           |                |       |              |  |

Table 26.—OCCUPANCY CHARACTERISTICS, TYPE OF STRUCTURE, NUMBER OF ROOMS, CONDITION AND PLUMBING FACILITIES, AND NUMBER OF PERSONS, FOR COUNTIES: 1950—Con.

[Percent not shown where less than 0.1; median not shown where base is less than 100]

| Subject  | Pike  | Potter | Schuyll-kill | Snyder | Somer-set | Sulli-ven | Susque-henna | Tioga  | Union | Ve-nango | War-ren | Wash-ington | Wayne | West-more-land | Wyo-ming | York   |
|--|-------|--------|--------------|--------|-----------|-----------|--------------|--------|-------|----------|---------|-------------|-------|----------------|----------|--------|
| All dwelling units                                 | 5,960 | 6,275  | 56,658       | 6,408  | 23,318    | 2,417     | 10,818       | 11,068 | 6,120 | 19,276   | 13,400  | 59,940      | 9,926 | 89,005         | 6,300    | 61,054 |
| Urban-farm dwelling units                          | ...   | 6      | 17           | 2      | 15        | ...       | 1            | 44     | 2     | 9        | 1       | 206         | 26    | 64             | ...      | 50     |
| <b>OCCUPANCY, TENURE, AND RACE</b>                 |       |        |              |        |           |           |              |        |       |          |         |             |       |                |          |        |
| Occupied dwelling units                            | 2,743 | 4,974  | 55,103       | 6,059  | 22,045    | 1,834     | 8,947        | 10,073 | 5,674 | 17,926   | 11,831  | 58,545      | 7,953 | 85,598         | 4,780    | 58,912 |
| Owner occupied                                     | 2,063 | 3,474  | 33,955       | 4,014  | 13,530    | 1,376     | 6,190        | 6,638  | 3,331 | 11,738   | 8,313   | 34,015      | 5,572 | 53,035         | 3,216    | 37,942 |
| Percent of all occupied                            | 75.2  | 69.8   | 61.6         | 66.2   | 61.4      | 75.0      | 69.2         | 65.9   | 58.7  | 65.5     | 70.3    | 58.1        | 70.1  | 62.0           | 67.3     | 64.4   |
| White  | 2,054 | 3,473  | 33,934       | 4,013  | 13,508    | 1,374     | 6,180        | 6,629  | 3,326 | 11,683   | 8,311   | 32,985      | 5,572 | 52,460         | 3,216    | 37,630 |
| Negro  | 8     | 1      | 21           | ...    | 22        | 1         | 10           | 7      | 4     | 54       | 1       | 1,028       | ...   | 567            | ...      | 303    |
| Other races  | 1     | ...    | ...          | 1      | ...       | ...       | ...          | 2      | 1     | 1        | 2       | ...         | ...   | 8              | ...      | 9      |
| Renter occupied                                    | 680   | 1,500  | 21,148       | 2,045  | 8,515     | 458       | 2,757        | 3,435  | 2,343 | 6,188    | 3,518   | 24,530      | 2,381 | 32,563         | 1,564    | 20,970 |
| White  | 678   | 1,488  | 21,118       | 2,044  | 8,504     | 457       | 2,746        | 3,415  | 2,340 | 6,165    | 3,509   | 23,361      | 2,381 | 31,771         | 1,562    | 20,511 |
| Negro  | 2     | 10     | 28           | 1      | 11        | ...       | 10           | 17     | 3     | 22       | 3       | 1,167       | ...   | 782            | 2        | 451    |
| Other races  | ...   | 2      | 2            | ...    | ...       | 1         | 1            | 3      | ...   | 1        | 6       | 2           | ...   | 10             | ...      | 8      |
| Nonresident dwelling units                         | 371   | 59     | 29           | 5      | 131       | ...       | 162          | 20     | 14    | 50       | 6       | 10          | 14    | 44             | 9        | 69     |
| Vacant dwelling units                              | 2,846 | 1,242  | 1,526        | 344    | 1,142     | 583       | 1,709        | 975    | 432   | 1,300    | 1,563   | 1,385       | 1,959 | 3,363          | 1,511    | 2,073  |
| Nonseasonal not dilapidated, for rent or sale      | 51    | 70     | 346          | 25     | 158       | 20        | 182          | 144    | 27    | 176      | 114     | 506         | 98    | 865            | 74       | 528    |
| Percent of all dwelling units                      | 0.9   | 1.1    | 0.6          | 0.4    | 0.7       | 0.8       | 1.7          | 1.3    | 0.4   | 0.9      | 0.9     | 0.8         | 1.0   | 1.0            | 1.2      | 0.9    |
| For rent   | 23    | 45     | 211          | 13     | 109       | 7         | 106          | 112    | 11    | 108      | 61      | 354         | 52    | 639            | 36       | 238    |
| For sale only                                      | 28    | 25     | 135          | 12     | 49        | 13        | 76           | 32     | 16    | 68       | 53      | 152         | 46    | 226            | 38       | 290    |
| Nonseasonal not dilapidated, not for rent or sale  | 154   | 240    | 536          | 116    | 384       | 113       | 365          | 348    | 98    | 375      | 250     | 510         | 352   | 852            | 245      | 707    |
| Nonseasonal dilapidated                            | 18    | 155    | 239          | 32     | 183       | 54        | 247          | 215    | 33    | 189      | 99      | 248         | 113   | 280            | 87       | 148    |
| Seasonal   | 2,623 | 777    | 405          | 171    | 417       | 396       | 915          | 268    | 274   | 560      | 1,100   | 121         | 1,396 | 1,366          | 1,105    | 690    |
| <b>TYPE OF STRUCTURE</b>                           |       |        |              |        |           |           |              |        |       |          |         |             |       |                |          |        |
| 1 dwelling unit, detached                          | 5,569 | 5,419  | 20,934       | 4,825  | 16,307    | 2,192     | 8,417        | 8,825  | 4,195 | 14,437   | 10,467  | 37,388      | 8,027 | 58,527         | 5,367    | 30,882 |
| 1 dwelling unit, attached                          | 5     | 27     | 11,904       | 52     | 146       | 12        | 36           | 41     | 109   | 136      | 50      | 919         | 44    | 612            | 56       | 6,601  |
| 1 and 2 dwelling unit, semidetached                | 15    | 116    | 15,068       | 493    | 2,367     | 63        | 230          | 102    | 632   | 590      | 330     | 4,080       | 155   | 5,285          | 215      | 11,273 |
| 2 dwelling unit, other                             | 262   | 496    | 4,770        | 796    | 3,062     | 112       | 1,424        | 1,524  | 636   | 2,570    | 1,636   | 11,056      | 1,624 | 15,700         | 496      | 6,456  |
| 3 and 4 dwelling unit                              | 82    | 169    | 3,104        | 187    | 897       | 23        | 581          | 426    | 333   | 1,094    | 594     | 4,035       | 348   | 5,852          | 131      | 3,801  |
| 5 to 9 dwelling unit                               | 25    | 26     | 989          | 21     | 387       | ...       | 95           | 117    | 126   | 316      | 240     | 1,870       | 49    | 2,131          | 26       | 1,310  |
| 10 dwelling unit or more                           | ...   | 12     | 236          | ...    | 87        | 10        | 18           | 12     | 76    | 73       | 58      | 398         | 19    | 623            | ...      | 405    |
| Trailers   | 2     | 10     | 53           | 34     | 65        | 5         | 17           | 21     | 13    | 60       | 25      | 194         | 7     | 275            | 9        | 326    |
| <b>NUMBER OF ROOMS</b>                             |       |        |              |        |           |           |              |        |       |          |         |             |       |                |          |        |
| 1 room   | 138   | 146    | 411          | 92     | 322       | 41        | 97           | 92     | 69    | 232      | 371     | 1,003       | 112   | 1,091          | 63       | 586    |
| 2 rooms  | 265   | 225    | 1,092        | 170    | 1,080     | 56        | 193          | 195    | 187   | 567      | 462     | 3,731       | 258   | 5,229          | 126      | 2,122  |
| 3 rooms  | 368   | 316    | 2,803        | 279    | 1,913     | 78        | 507          | 609    | 375   | 1,383    | 953     | 7,892       | 539   | 11,381         | 345      | 5,387  |
| 4 rooms  | 694   | 471    | 6,624        | 735    | 4,332     | 231       | 1,051        | 932    | 812   | 2,250    | 1,511   | 15,206      | 1,185 | 21,077         | 840      | 8,461  |
| 5 rooms  | 662   | 697    | 8,745        | 845    | 3,908     | 294       | 1,552        | 1,367  | 861   | 3,399    | 2,104   | 12,113      | 1,525 | 17,519         | 1,018    | 9,086  |
| 6 rooms  | 726   | 1,043  | 18,646       | 1,739  | 4,986     | 459       | 2,082        | 1,905  | 1,631 | 5,081    | 3,070   | 10,949      | 2,084 | 19,377         | 1,326    | 15,791 |
| 7 rooms  | 437   | 1,009  | 7,863        | 1,150  | 2,392     | 361       | 1,621        | 1,975  | 968   | 2,597    | 1,975   | 3,968       | 1,373 | 5,794          | 897      | 7,811  |
| 8 rooms  | 273   | 755    | 5,531        | 827    | 2,395     | 392       | 1,478        | 1,609  | 608   | 1,722    | 1,323   | 2,556       | 1,169 | 4,165          | 795      | 6,991  |
| 9 rooms or more                                    | 372   | 847    | 3,910        | 441    | 1,359     | 405       | 1,859        | 1,925  | 496   | 1,390    | 1,233   | 1,568       | 1,298 | 2,090          | 736      | 4,004  |
| Not reported                                       | 2,025 | 806    | 1,035        | 130    | 631       | 100       | 378          | 459    | 113   | 655      | 398     | 954         | 383   | 1,322          | 154      | 815    |
| <b>CONDITION AND PLUMBING FACILITIES</b>           |       |        |              |        |           |           |              |        |       |          |         |             |       |                |          |        |
| All dwelling units                                 | 5,960 | 6,275  | 56,658       | 6,408  | 23,318    | 2,417     | 10,818       | 11,068 | 6,120 | 19,276   | 13,400  | 59,940      | 9,926 | 89,005         | 6,300    | 61,054 |
| Not dilapidated:                                   |       |        |              |        |           |           |              |        |       |          |         |             |       |                |          |        |
| With priv. toilet and bath, and hot running water  | 2,498 | 3,151  | 36,223       | 2,864  | 10,244    | 1,077     | 5,559        | 6,039  | 3,385 | 12,642   | 8,794   | 31,890      | 5,689 | 52,178         | 3,415    | 36,899 |
| With private toilet and bath, and only cold water  | 155   | 74     | 540          | 40     | 321       | 21        | 163          | 157    | 29    | 237      | 190     | 1,027       | 175   | 1,546          | 75       | 944    |
| With running water, lacking private toilet or bath | 392   | 768    | 13,240       | 1,570  | 6,777     | 387       | 2,149        | 2,070  | 949   | 2,460    | 1,217   | 14,713      | 1,585 | 20,879         | 1,149    | 14,576 |
| No running water                                   | 1,080 | 548    | 2,213        | 1,408  | 2,570     | 567       | 1,552        | 1,220  | 1,185 | 1,651    | 1,519   | 5,756       | 1,353 | 6,826          | 932      | 4,923  |
| Dilapidated:                                       |       |        |              |        |           |           |              |        |       |          |         |             |       |                |          |        |
| With priv. toilet and bath, and hot running water  | 30    | 216    | 624          | 15     | 345       | 15        | 160          | 152    | 28    | 405      | 276     | 988         | 93    | 1,376          | 66       | 166    |
| Lacking hot water, private toilet or bath          | 96    | 675    | 2,091        | 367    | 2,220     | 283       | 905          | 947    | 306   | 1,172    | 863     | 4,002       | 549   | 4,362          | 507      | 1,913  |
| Condition or plumbing facilities not reported      | 1,709 | 843    | 1,727        | 144    | 841       | 67        | 330          | 483    | 238   | 709      | 541     | 1,564       | 482   | 1,838          | 136      | 1,633  |
| Renter-occupied dwelling units                     | 680   | 1,500  | 21,148       | 2,045  | 8,515     | 458       | 2,757        | 3,435  | 2,343 | 6,188    | 3,518   | 24,530      | 2,381 | 32,563         | 1,564    | 20,970 |
| Not dilapidated:                                   |       |        |              |        |           |           |              |        |       |          |         |             |       |                |          |        |
| With priv. toilet and bath, and hot running water  | 433   | 748    | 11,152       | 840    | 2,939     | 166       | 1,303        | 1,622  | 1,342 | 3,884    | 2,480   | 10,999      | 1,414 | 16,112         | 898      | 10,339 |
| With private toilet and bath, and only cold water  | 15    | 13     | 283          | 14     | 96        | 3         | 52           | 48     | 13    | 55       | 30      | 359         | 37    | 462            | 23       | 447    |
| With running water, lacking private toilet or bath | 84    | 244    | 6,736        | 542    | 3,023     | 68        | 709          | 767    | 373   | 983      | 341     | 6,875       | 449   | 9,530          | 271      | 6,973  |
| No running water                                   | 84    | 97     | 876          | 471    | 849       | 112       | 266          | 413    | 376   | 396      | 159     | 2,425       | 233   | 2,484          | 147      | 1,554  |
| Dilapidated:                                       |       |        |              |        |           |           |              |        |       |          |         |             |       |                |          |        |
| With priv. toilet and bath, and hot running water  | 13    | 85     | 284          | 3      | 168       | 6         | 50           | 63     | 13    | 213      | 112     | 616         | 28    | 779            | 28       | 68     |
| Lacking hot water, private toilet or bath          | 30    | 249    | 1,229        | 141    | 1,224     | 87        | 318          | 429    | 141   | 493      | 260     | 2,563       | 158   | 2,627          | 163      | 1,063  |
| Condition or plumbing facilities not reported      | 21    | 64     | 588          | 34     | 216       | 16        | 59           | 93     | 85    | 164      | 136     | 693         | 62    | 569            | 34       | 526    |
| <b>NUMBER OF PERSONS</b>                           |       |        |              |        |           |           |              |        |       |          |         |             |       |                |          |        |
| All occupied dwelling units                        | 2,743 | 4,974  | 55,103       | 6,059  | 22,045    | 1,834     | 8,947        | 10,073 | 5,674 | 17,926   | 11,831  | 58,545      | 7,953 | 85,598         | 4,780    | 58,912 |
| 1 person   | 339   | 644    | 3,951        | 463    | 1,687     | 184       | 878          | 1,062  | 528   | 1,667    | 1,196   | 4,450       | 824   | 5,356          | 533      | 4,524  |
| 2 persons  | 968   | 1,424  | 12,916       | 1,610  | 5,149     | 478       | 2,313        | 2,745  | 1,585 | 4,898    | 3,483   | 13,992      | 2,334 | 20,110         | 1,288    | 17,163 |
| 3 persons  | 617   | 962    | 13,338       | 1,402  | 5,108     | 345       | 1,901        | 2,134  | 1,282 | 4,179    | 2,645   | 14,230      | 1,678 | 21,527         | 1,030    | 14,364 |
| 4 persons  | 451   | 836    | 10,961       | 1,155  | 4,258     | 328       | 1,613        | 1,783  | 1,037 | 3,271    | 2,124   | 11,944      | 1,367 | 18,171         | 837      | 10,828 |
| 5 persons  | 207   | 511    | 6,848        | 650    | 2,651     | 190       | 1,013        | 1,077  | 576   | 1,887    | 1,212   | 7,071       | 846   | 10,333         | 515      | 5,915  |
| 6 persons  | 101   | 291    | 3,694        | 344    | 1,476     | 144       | 600          | 609    | 296   | 965      | 610     | 3,472       | 461   | 5,196          | 272      | 2,984  |
| 7 persons  | 34    | 153    | 1,764        | 193    | 844       | 80        | 313          | 335    | 169   | 499      | 289     | 1,743       | 221   | 2,529          | 156      | 1,486  |
| 8 persons  | 15    | 83     | 804          | 117    | 410       | 45        | 165          | 161    | 93    | 269      | 147     | 820         | 104   | 1,139          | 70       | 802    |
| 9 persons  | 5     | 34     | 439          | 52     | 230       | 18        | 76           | 85     | 50    | 158      | 57      | 385         | 61    | 622            | 39       | 347    |
| 10 persons or more                                 | 6     | 36     | 388          | 73     | 232       | 22        | 75           | 82     | 58    | 133      | 68      | 438         | 57    | 615            | 40       | 461    |
| Median number of persons:                          |       |        |              |        |           |           |              |        |       |          |         |             |       |                |          |        |
| All occupied dwelling units                        | 2.6   | 2.9    | 3.3          | 3.2    | 3.3       | 3.2       |              |        |       |          |         |             |       |                |          |        |

Table 27.—PLUMBING FACILITIES, YEAR BUILT, AND EQUIPMENT, FOR COUNTIES: 1950

(Asterisk (\*) denotes statistics based on 20-percent sample)

| Subject  | Adams  | Allegheny | Armstrong | Beaver | Bedford | Berk   | Blair  | Bradford | Bucks  | Butler | Cambridge | Cameron | Carbon | Centre | Chester | Clarion | Clearfield |
|--|--------|-----------|-----------|--------|---------|--------|--------|----------|--------|--------|-----------|---------|--------|--------|---------|---------|------------|
| All dwelling units.....                                | 12,854 | 430,680   | 23,531    | 48,845 | 12,130  | 75,843 | 40,941 | 16,330   | 44,331 | 28,326 | 55,431    | 2,530   | 16,616 | 16,959 | 42,143  | 11,085  | 24,762     |
| <b>WATER SUPPLY</b>                                    |        |           |           |        |         |        |        |          |        |        |           |         |        |        |         |         |            |
| Hot and cold piped running water inside structure..... | 7,507  | 375,369   | 14,112    | 41,104 | 5,338   | 62,268 | 33,384 | 11,040   | 35,146 | 19,614 | 38,537    | 1,810   | 13,607 | 11,268 | 33,480  | 6,526   | 14,884     |
| Only cold piped running water inside structure.....    | 2,227  | 43,755    | 4,776     | 4,285  | 2,412   | 6,948  | 3,901  | 2,095    | 4,220  | 3,630  | 12,378    | 192     | 1,732  | 2,341  | 4,612   | 1,506   | 4,765      |
| Piped running water outside structure.....             | 95     | 851       | 312       | 274    | 439     | 513    | 295    | 134      | 285    | 413    | 385       | 9       | 168    | 338    | 317     | 91      | 225        |
| No piped running water.....                            | 2,809  | 8,488     | 4,048     | 2,783  | 3,631   | 5,657  | 2,907  | 2,730    | 3,555  | 4,188  | 3,579     | 470     | 1,012  | 2,824  | 2,787   | 2,802   | 4,458      |
| Not reported.....                                      | 216    | 2,217     | 283       | 399    | 310     | 457    | 454    | 331      | 1,125  | 481    | 552       | 49      | 97     | 188    | 947     | 160     | 430        |
| <b>TOILET FACILITIES</b>                               |        |           |           |        |         |        |        |          |        |        |           |         |        |        |         |         |            |
| Flush toilet inside structure, exclusive use.....      | 7,272  | 342,365   | 13,348    | 39,506 | 4,716   | 57,193 | 31,910 | 10,732   | 34,976 | 18,191 | 40,113    | 1,770   | 13,357 | 10,219 | 33,257  | 5,881   | 13,762     |
| Flush toilet inside structure, shared.....             | 302    | 26,408    | 994       | 3,426  | 362     | 3,098  | 2,631  | 418      | 955    | 1,599  | 3,265     | 43      | 239    | 661    | 1,084   | 348     | 867        |
| Other toilet facilities (including privy).....         | 4,945  | 26,432    | 8,701     | 5,230  | 6,619   | 14,583 | 5,544  | 4,645    | 6,494  | 7,697  | 10,985    | 441     | 2,830  | 5,496  | 6,309   | 4,603   | 9,602      |
| No toilet.....   | 117    | 1,540     | 198       | 277    | 162     | 470    | 374    | 202      | 743    | 344    | 408       | 223     | 83     | 366    | 529     | 104     | 140        |
| Not reported.....                                      | 218    | 3,955     | 290       | 406    | 271     | 499    | 482    | 333      | 1,163  | 495    | 660       | 53      | 107    | 217    | 964     | 149     | 391        |
| <b>BATHING FACILITIES</b>                              |        |           |           |        |         |        |        |          |        |        |           |         |        |        |         |         |            |
| Installed bathtub or shower, exclusive use.....        | 7,079  | 323,911   | 12,351    | 37,218 | 4,649   | 57,800 | 29,996 | 10,161   | 34,675 | 17,549 | 33,811    | 1,757   | 12,136 | 9,860  | 14,179  | 5,820   | 13,043     |
| Installed bathtub or shower, shared.....               | 249    | 55,191    | 906       | 3,520  | 330     | 2,973  | 2,577  | 412      | 899    | 1,598  | 2,871     | 56      | 233    | 646    | 1,015   | 312     | 829        |
| No bathtub or shower.....                              | 5,259  | 46,446    | 9,907     | 7,587  | 6,777   | 14,380 | 7,842  | 5,326    | 7,489  | 8,442  | 17,773    | 648     | 4,108  | 6,162  | 7,121   | 4,707   | 10,343     |
| Not reported.....                                      | 267    | 5,132     | 367       | 520    | 374     | 690    | 526    | 431      | 1,268  | 737    | 976       | 69      | 139    | 291    | 19,828  | 246     | 547        |
| <b>*YEAR BUILT</b>                                     |        |           |           |        |         |        |        |          |        |        |           |         |        |        |         |         |            |
| Number reporting.....                                  | 12,390 | 419,165   | 22,935    | 47,990 | 11,540  | 74,160 | 40,035 | 15,765   | 42,715 | 26,855 | 52,185    | 2,375   | 16,275 | 16,580 | 40,625  | 10,745  | 23,865     |
| 1945 or later.....                                     | 1,135  | 32,625    | 1,935     | 4,510  | 990     | 4,740  | 1,970  | 610      | 6,245  | 2,910  | 3,525     | 245     | 685    | 1,875  | 4,365   | 925     | 1,385      |
| 1940 to 1944.....                                      | 360    | 27,695    | 860       | 4,945  | 375     | 1,855  | 615    | 180      | 4,250  | 1,385  | 2,015     | 225     | 340    | 645    | 1,555   | 300     | 550        |
| 1930 to 1939.....                                      | 835    | 34,665    | 1,945     | 5,020  | 1,070   | 5,145  | 2,050  | 610      | 4,225  | 2,615  | 3,465     | 460     | 880    | 1,955  | 2,560   | 1,145   | 1,610      |
| 1920 to 1929.....                                      | 1,130  | 75,255    | 3,055     | 10,625 | 1,090   | 11,690 | 7,165  | 845      | 5,515  | 4,050  | 8,305     | 250     | 2,125  | 1,695  | 4,815   | 1,110   | 2,725      |
| 1910 or earlier.....                                   | 8,930  | 248,925   | 15,140    | 22,890 | 8,015   | 50,730 | 28,235 | 13,520   | 22,580 | 15,895 | 34,875    | 1,195   | 12,245 | 10,410 | 27,330  | 7,265   | 17,595     |
| <b>*ELECTRIC LIGHTING</b>                              |        |           |           |        |         |        |        |          |        |        |           |         |        |        |         |         |            |
| Number reporting.....                                  | 12,695 | 424,650   | 23,280    | 48,395 | 11,815  | 75,160 | 40,295 | 16,120   | 43,085 | 27,710 | 54,145    | 2,435   | 16,615 | 16,665 | 41,605  | 10,995  | 23,860     |
| With electric lights.....                              | 12,320 | 422,415   | 21,980    | 47,980 | 10,670  | 74,220 | 39,600 | 15,265   | 42,540 | 26,810 | 53,190    | 2,215   | 16,415 | 16,085 | 40,680  | 10,215  | 22,735     |
| All occupied dwelling units.....                       | 12,078 | 422,694   | 22,513    | 47,720 | 10,974  | 73,230 | 39,558 | 14,751   | 40,714 | 26,625 | 54,164    | 2,035   | 15,842 | 16,121 | 40,386  | 10,406  | 23,472     |
| <b>*HEATING EQUIPMENT</b>                              |        |           |           |        |         |        |        |          |        |        |           |         |        |        |         |         |            |
| Number reporting heating equipment.....                | 11,990 | 415,770   | 22,240    | 47,130 | 10,895  | 72,645 | 39,710 | 14,785   | 40,345 | 25,955 | 52,935    | 1,955   | 15,740 | 16,015 | 39,925  | 10,290  | 23,115     |
| Central heating, piped steam or hot water.....         | 2,845  | 102,195   | 1,815     | 6,285  | 2,475   | 36,545 | 12,450 | 7,225    | 17,915 | 2,190  | 25,375    | 335     | 8,535  | 5,895  | 16,955  | 720     | 6,735      |
| Central heating, warm air furnace.....                 | 2,960  | 200,525   | 10,335    | 31,855 | 3,030   | 21,770 | 20,385 | 5,615    | 15,165 | 14,190 | 12,575    | 630     | 2,245  | 4,000  | 13,000  | 3,620   | 7,810      |
| Noncentral heating, with flue.....                     | 5,370  | 93,320    | 8,025     | 7,135  | 5,080   | 11,235 | 6,040  | 5,625    | 5,695  | 7,745  | 12,665    | 870     | 4,020  | 5,640  | 8,265   | 4,590   | 7,910      |
| Noncentral heating, without flue.....                  | 790    | 16,640    | 2,005     | 1,530  | 290     | 2,700  | 680    | 805      | 1,465  | 1,815  | 1,325     | 115     | 660    | 460    | 1,515   | 1,340   | 560        |
| Not heated.....  | 25     | 3,090     | 60        | 325    | 20      | 395    | 155    | 15       | 105    | 15     | 995       | ...     | 280    | 20     | 190     | 20      | 100        |
| <b>*HEATING FUEL</b>                                   |        |           |           |        |         |        |        |          |        |        |           |         |        |        |         |         |            |
| Number reporting heating equipment.....                | 11,990 | 415,770   | 22,240    | 47,130 | 10,895  | 72,645 | 39,710 | 14,785   | 40,345 | 25,955 | 52,935    | 1,955   | 15,740 | 16,015 | 39,925  | 10,290  | 23,115     |
| Central heating.....                                   | 5,805  | 302,720   | 12,150    | 38,140 | 5,505   | 58,315 | 32,835 | 8,340    | 33,080 | 16,380 | 37,950    | 965     | 10,780 | 9,895  | 29,955  | 4,340   | 14,545     |
| Coal.....  | 3,605  | 143,370   | 9,535     | 27,795 | 4,765   | 41,060 | 26,005 | 6,000    | 16,815 | 11,035 | 30,480    | 385     | 9,835  | 8,020  | 15,550  | 3,160   | 12,735     |
| Wood.....  | 125    | 835       | 95        | 200    | 95      | 300    | 95     | 300      | 160    | 40     | 80        | 5       | 15     | 25     | 10      | 65      | 10         |
| Utility gas.....                                       | 935    | 154,195   | 2,460     | 9,695  | 20      | 3,825  | 5,915  | 625      | 1,575  | 4,800  | 5,765     | 510     | 150    | 25     | 1,445   | 1,095   | 730        |
| Bottled gas.....                                       | 10     | 730       | 30        | 35     | 180     | 90     | 30     | 215      | 20     | 240    | ...       | 65      | 25     | 235    | 5       | 90      |            |
| Liquid fuel.....                                       | 1,055  | 1,005     | 25        | 295    | 420     | 11,155 | 470    | 1,250    | 13,220 | 220    | 395       | 25      | 495    | 1,605  | 10,530  | 25      | 375        |
| Other fuel.....  | 65     | 1,565     | 55        | 170    | 145     | 1,700  | 165    | 75       | 1,015  | 235    | 835       | 10      | 5      | 40     | 265     | 5       | 125        |
| Not reported.....                                      | 10     | 1,020     | 35        | 90     | 25      | 195    | 95     | 60       | 80     | 30     | 155       | 10      | 5      | 40     | 265     | 5       | 125        |
| Noncentral heating.....                                | 6,160  | 109,960   | 10,030    | 8,665  | 5,370   | 13,990 | 6,720  | 6,430    | 7,160  | 9,560  | 13,990    | 990     | 4,680  | 6,100  | 9,780   | 5,930   | 8,470      |
| Coal.....  | 2,675  | 29,580    | 6,100     | 4,400  | 3,405   | 10,135 | 4,345  | 3,185    | 3,730  | 5,270  | 11,935    | 485     | 4,385  | 4,415  | 5,210   | 3,000   | 7,685      |
| Wood.....  | 1,280  | 330       | 25        | 45     | 1,545   | 1,035  | 355    | 1,805    | 645    | 40     | 30        | 25      | 90     | 520    | 905     | 30      | 25         |
| Utility gas.....                                       | 365    | 77,330    | 3,695     | 3,550  | 5       | 280    | 1,290  | 390      | 85     | 3,760  | 1,405     | 425     | 5      | 5      | 315     | 2,785   | 370        |
| Bottled gas.....                                       | 40     | 600       | 30        | 40     | 15      | 170    | 20     | 30       | 180    | 35     | 65        | 5       | 30     | 20     | 145     | 5       | 30         |
| Liquid fuel.....                                       | 1,635  | 1,130     | 95        | 460    | 300     | 1,935  | 605    | 985      | 2,255  | 345    | 340       | 25      | 150    | 1,065  | 2,530   | 25      | 15         |
| Electricity.....                                       | 45     | 190       | 40        | 80     | 15      | 85     | 10     | 15       | 50     | 45     | 30        | 10      | 5      | 35     | 120     | 20      | 60         |
| Other fuel.....  | 110    | 365       | 30        | 65     | 70      | 275    | 70     | 15       | 165    | 40     | 125       | 15      | 10     | 30     | 400     | 10      | 40         |
| Not reported.....                                      | 10     | 435       | 15        | 25     | 15      | 20     | 25     | 5        | 50     | 25     | 60        | ...     | 5      | 10     | 155     | 10      | 40         |
| Not heated.....  | 25     | 3,090     | 60        | 325    | 20      | 395    | 155    | 15       | 105    | 15     | 995       | ...     | 280    | 20     | 190     | 20      | 100        |
| <b>*COOKING FUEL</b>                                   |        |           |           |        |         |        |        |          |        |        |           |         |        |        |         |         |            |
| Number reporting.....                                  | 11,955 | 416,125   | 22,365    | 47,185 | 10,940  | 72,670 | 39,190 | 14,350   | 40,020 | 26,325 | 53,575    | 1,990   | 15,805 | 16,035 | 39,520  | 10,350  | 22,990     |
| Coal.....  | 1,905  | 16,185    | 2,265     | 2,090  | 4,140   | 12,765 | 4,835  | 3,060    | 3,605  | 2,520  | 17,090    | 435     | 8,740  | 4,895  | 4,485   | 855     | 11,480     |
| Wood.....  | 2,055  | 315       | 35        | 50     | 2,115   | 1,560  | 470    | 2,785    | 780    | 35     | 80        | 10      | 170    | 830    | 1,695   | 20      | 55         |
| Utility gas.....                                       | 3,605  | 376,940   | 16,190    | 39,055 | 130     | 37,180 | 25,065 | 3,400    | 10,740 | 18,600 | 22,170    | 915     | 1,720  | 1,405  | 13,275  | 8,280   | 4,355      |
| Bottled gas.....                                       | 1,075  | 2,690     | 375       | 535    | 785     | 5,080  | 1,915  | 1,555    | 5,425  | 380    | 4,625     | 20      | 1,650  | 725    | 5,330   | 115     | 2,185      |
| Liquid fuel.....                                       | 995    | 1,170     | 430       | 595    | 1,110   | 1,165  | 475    | 2,235    | 425    | 1,760  | 15        | 140     | 610    | 2,175  | 130     | 665     |            |
| Electricity.....                                       | 2,215  | 17,765    | 2,940     | 4,675  | 2,550   | 14,015 | 5,460  | 3,030    | 16,945 | 4,235  | 7,320     | 590     | 3,330  | 7,455  | 12,135  | 915     | 4,075      |
| Other fuel.....  | 90     | 335       | 95        | 95     | 110     | 200    | 250    | 30       | 185    | 115    | 430       | 5       | 15     | 50     | 350     | 30      | 160        |
| None.....  | 15     | 725       | 35        | 90     | ...     | 240    | 30     | 15       | 105    | 15     | 100       | ...     | 40     | 45     | 75      | 5       | 15         |
| <b>*REFRIGERATION EQUIPMENT</b>                        |        |           |           |        |         |        |        |          |        |        |           |         |        |        |         |         |            |
| Number reporting.....                                  | 12,045 | 416,115   | 22,400    | 47,515 | 10,850  | 72,785 | 38,185 | 14,695   | 39,915 | 26,180 | 53,785    | 2,030   | 15,795 | 15,935 | 40,275  | 10,290  | 22,740     |
| Mechanical.....  | 10,150 | 383,365   | 18,535    | 44,040 | 7,610   | 65,180 | 32,220 | 11,610   | 36,690 | 22,740 | 44,515    | 1,825   | 13,315 | 13,600 | 36,510  | 8,285   | 16,945     |
| Ice.....   | 870    | 19,220    | 415       | 1,410  | 525     | 4,800  | 3,280  | 975      | 2,160  | 405    | 1,535     | 10      | 1,625  | 760    | 2,325   | 45      | 905        |
| Other or none.....                                     | 1,025  | 13,530    | 3,450     | 2,065  |         |        |        |          |        |        |           |         |        |        |         |         |            |

Table 27.—PLUMBING FACILITIES, YEAR BUILT, AND EQUIPMENT, FOR COUNTIES: 1950—Con.

[Asterisk (\*) denotes statistics based on 20-percent sample]

| Subject  | Clinton | Columbia | Crawford | Cumberland | Dauphin | Delaware | Elk   | Erie   | Fayette | Forest | Franklin | Fullton | Greene | Huntingdon | Indiana | Jefferson | Juniata |  |
|--|---------|----------|----------|------------|---------|----------|-------|--------|---------|--------|----------|---------|--------|------------|---------|-----------|---------|--|
| All dwelling units.....                                | 11,090  | 16,321   | 25,979   | 28,441     | 58,915  | 116,935  | 9,698 | 64,813 | 52,869  | 2,933  | 22,111   | 2,940   | 12,702 | 12,362     | 21,678  | 14,810    | 4,655   |  |
| <b>WATER SUPPLY</b>                                    |         |          |          |            |         |          |       |        |         |        |          |         |        |            |         |           |         |  |
| Hot and cold piped running water inside structure..... | 7,791   | 12,117   | 18,928   | 20,407     | 48,788  | 110,263  | 7,692 | 55,555 | 29,063  | 928    | 13,740   | 976     | 6,549  | 6,363      | 11,490  | 9,563     | 2,143   |  |
| Only cold piped running water inside structure.....    | 1,652   | 1,960    | 2,610    | 3,733      | 6,283   | 4,285    | 1,021 | 5,010  | 15,834  | 375    | 3,508    | 460     | 2,096  | 2,455      | 5,765   | 2,404     | 869     |  |
| Piped running water outside structure.....             | 116     | 133      | 286      | 192        | 474     | 67       | 89    | 320    | 443     | 96     | 233      | 62      | 159    | 521        | 379     | 231       | 105     |  |
| No piped running water.....                            | 1,358   | 1,952    | 2,829    | 3,802      | 2,851   | 1,076    | 819   | 3,033  | 6,923   | 1,505  | 4,426    | 1,408   | 3,736  | 2,837      | 3,868   | 2,414     | 1,456   |  |
| Not reported.....                                      | 173     | 159      | 1,326    | 307        | 519     | 1,244    | 77    | 895    | 606     | 29     | 204      | 34      | 162    | 186        | 176     | 198       | 82      |  |
| <b>TOILET FACILITIES</b>                               |         |          |          |            |         |          |       |        |         |        |          |         |        |            |         |           |         |  |
| Flush toilet inside structure, exclusive use.....      | 7,533   | 11,507   | 18,329   | 20,053     | 45,202  | 110,606  | 7,153 | 54,714 | 27,866  | 959    | 14,044   | 847     | 6,181  | 6,024      | 10,536  | 9,083     | 1,828   |  |
| Flush toilet inside structure, shared.....             | 391     | 333      | 1,016    | 781        | 3,456   | 1,706    | 478   | 3,319  | 2,147   | 21     | 753      | 60      | 320    | 280        | 933     | 507       | 124     |  |
| Other toilet facilities (including privy).....         | 2,901   | 4,077    | 4,932    | 7,146      | 9,397   | 3,008    | 1,909 | 5,331  | 21,848  | 1,882  | 6,962    | 1,969   | 5,748  | 5,793      | 9,799   | 4,749     | 2,596   |  |
| No toilet.....   | 92      | 283      | 346      | 157        | 305     | 285      | 76    | 517    | 437     | 54     | 140      | 26      | 298    | 116        | 234     | 270       | 37      |  |
| Not reported.....                                      | 173     | 121      | 1,356    | 304        | 555     | 1,330    | 82    | 932    | 591     | 17     | 212      | 38      | 155    | 149        | 176     | 201       | 70      |  |
| <b>BATHING FACILITIES</b>                              |         |          |          |            |         |          |       |        |         |        |          |         |        |            |         |           |         |  |
| Installed bathtub or shower, exclusive use.....        | 7,008   | 10,953   | 17,799   | 19,624     | 44,249  | 109,621  | 7,021 | 51,859 | 25,782  | 937    | 13,379   | 830     | 6,151  | 5,725      | 10,130  | 8,696     | 1,830   |  |
| Installed bathtub or shower, shared.....               | 372     | 291      | 1,029    | 733        | 3,368   | 1,656    | 483   | 3,299  | 1,993   | 21     | 697      | 61      | 289    | 263        | 921     | 477       | 113     |  |
| No bathtub or shower.....                              | 3,480   | 4,872    | 5,635    | 7,712      | 10,615  | 3,908    | 2,080 | 8,459  | 24,336  | 1,948  | 7,674    | 2,007   | 5,980  | 6,100      | 10,400  | 5,331     | 2,608   |  |
| Not reported.....                                      | 230     | 205      | 1,516    | 372        | 683     | 1,750    | 114   | 1,196  | 758     | 27     | 361      | 42      | 274    | 274        | 227     | 306       | 104     |  |
| <b>*YEAR BUILT</b>                                     |         |          |          |            |         |          |       |        |         |        |          |         |        |            |         |           |         |  |
| Number reporting.....                                  | 10,660  | 16,075   | 23,730   | 27,915     | 57,930  | 112,250  | 9,440 | 62,925 | 51,785  | 2,875  | 21,675   | 2,830   | 12,090 | 12,090     | 21,235  | 14,675    | 4,550   |  |
| 1945 or later.....                                     | 795     | 1,200    | 1,650    | 3,630      | 4,780   | 14,970   | 660   | 6,515  | 3,360   | 490    | 1,870    | 320     | 1,035  | 865        | 1,595   | 870       | 270     |  |
| 1940 to 1944.....                                      | 245     | 570      | 1,040    | 1,460      | 3,075   | 14,850   | 470   | 3,580  | 1,995   | 160    | 950      | 110     | 550    | 475        | 685     | 260       | 145     |  |
| 1930 to 1939.....                                      | 800     | 850      | 2,370    | 2,460      | 4,055   | 12,220   | 1,100 | 4,835  | 3,530   | 740    | 1,760    | 350     | 860    | 1,175      | 1,570   | 820       | 390     |  |
| 1920 to 1929.....                                      | 1,300   | 1,385    | 2,555    | 3,535      | 8,235   | 33,800   | 990   | 9,815  | 9,405   | 325    | 2,205    | 225     | 2,405  | 1,240      | 2,890   | 1,705     | 380     |  |
| 1919 or earlier.....                                   | 7,520   | 12,070   | 16,115   | 16,830     | 37,785  | 36,410   | 6,260 | 38,180 | 33,495  | 1,160  | 14,890   | 1,825   | 7,240  | 8,335      | 14,495  | 11,020    | 3,365   |  |
| <b>*ELECTRIC LIGHTING</b>                              |         |          |          |            |         |          |       |        |         |        |          |         |        |            |         |           |         |  |
| Number reporting.....                                  | 10,915  | 16,150   | 23,975   | 27,920     | 57,915  | 115,155  | 9,585 | 64,075 | 52,125  | 2,875  | 22,000   | 2,970   | 12,315 | 12,105     | 21,455  | 14,475    | 4,565   |  |
| With electric lights.....                              | 10,280  | 15,640   | 23,275   | 27,400     | 57,360  | 114,620  | 9,205 | 63,625 | 50,350  | 2,175  | 21,145   | 2,420   | 11,135 | 11,165     | 20,500  | 13,620    | 4,095   |  |
| All occupied dwelling units.....                       | 10,237  | 15,470   | 22,752   | 26,934     | 57,036  | 114,002  | 9,211 | 61,880 | 51,082  | 1,416  | 21,066   | 2,713   | 12,215 | 11,018     | 20,744  | 13,927    | 4,285   |  |
| <b>*HEATING EQUIPMENT</b>                              |         |          |          |            |         |          |       |        |         |        |          |         |        |            |         |           |         |  |
| Number reporting heating equipment.....                | 10,040  | 15,425   | 22,555   | 26,975     | 56,675  | 111,910  | 9,085 | 60,890 | 50,950  | 1,325  | 21,025   | 2,730   | 11,925 | 10,920     | 20,655  | 13,705    | 4,275   |  |
| Central heating, piped steam or hot water.....         | 3,640   | 5,120    | 1,785    | 10,090     | 26,285  | 68,810   | 1,770 | 8,005  | 7,750   | 70     | 5,410    | 230     | 945    | 3,375      | 2,750   | 2,010     | 750     |  |
| Central heating, warm air furnace.....                 | 2,945   | 3,890    | 9,920    | 8,555      | 17,180  | 32,415   | 3,735 | 33,990 | 20,530  | 255    | 6,660    | 480     | 4,385  | 2,925      | 9,750   | 5,805     | 815     |  |
| Noncentral heating, with flue.....                     | 3,260   | 5,805    | 9,060    | 7,470      | 11,240  | 8,265    | 3,115 | 16,215 | 19,905  | 820    | 7,975    | 1,905   | 4,265  | 4,355      | 7,385   | 5,190     | 2,645   |  |
| Noncentral heating, without flue.....                  | 185     | 450      | 1,725    | 835        | 1,885   | 1,890    | 450   | 2,580  | 2,390   | 180    | 670      | 105     | 2,310  | 240        | 765     | 615       | 60      |  |
| Not heated.....  | 10      | 160      | 65       | 25         | 85      | 530      | 15    | 100    | 375     | ...    | 310      | 10      | 20     | 25         | 5       | 85        | 5       |  |
| <b>*HEATING FUEL</b>                                   |         |          |          |            |         |          |       |        |         |        |          |         |        |            |         |           |         |  |
| Number reporting heating equipment.....                | 10,040  | 15,425   | 22,555   | 26,975     | 56,675  | 111,910  | 9,085 | 60,890 | 50,950  | 1,325  | 21,025   | 2,730   | 11,925 | 10,920     | 20,655  | 13,705    | 4,275   |  |
| Central heating.....                                   | 6,585   | 9,010    | 11,705   | 18,645     | 43,465  | 101,225  | 5,505 | 41,995 | 28,280  | 325    | 12,070   | 710     | 5,330  | 6,300      | 12,500  | 7,815     | 1,565   |  |
| Coal.....  | 5,710   | 7,720    | 7,270    | 12,075     | 29,180  | 31,810   | 3,970 | 23,515 | 23,765  | 200    | 9,115    | 540     | 3,645  | 5,505      | 10,555  | 6,185     | 1,170   |  |
| Wood.....  | 25      | 70       | 315      | 110        | 190     | 10       | 385   | 20     | 20      | 115    | 35       | 5       | 80     | 35         | 15      | 90        | 5       |  |
| Utility gas.....                                       | 85      | 135      | 3,370    | 1,290      | 3,740   | 18,250   | 1,445 | 14,940 | 3,425   | 85     | 400      | 5       | 1,510  | 20         | 1,570   | 1,465     | 5       |  |
| Bottled gas.....                                       | ...     | 15       | 30       | 100        | 180     | 370      | 10    | 170    | 70      | ...    | 35       | 25      | 35     | 50         | 90      | 35        | 10      |  |
| Liquid fuel.....                                       | 375     | 735      | 400      | 4,805      | 8,500   | 47,540   | 40    | 1,920  | 265     | 15     | 2,185    | 55      | 5      | 515        | 160     | 40        | 255     |  |
| Other fuel.....  | 345     | 235      | 240      | 175        | 1,485   | 2,305    | 25    | 775    | 575     | ...    | 175      | 40      | 80     | 115        | 65      | 30        | 30      |  |
| Not reported.....                                      | 45      | 100      | 80       | 100        | 270     | 960      | 5     | 290    | 160     | 5      | 45       | 10      | 50     | 15         | 25      | 45        | 5       |  |
| Noncentral heating.....                                | 3,445   | 6,255    | 10,785   | 8,205      | 13,125  | 10,155   | 3,565 | 18,795 | 22,295  | 1,000  | 8,645    | 2,010   | 6,575  | 4,595      | 8,150   | 5,805     | 2,705   |  |
| Coal.....  | 2,450   | 5,170    | 4,380    | 4,070      | 9,505   | 3,830    | 1,870 | 6,705  | 18,085  | 290    | 3,405    | 535     | 2,605  | 2,760      | 6,820   | 4,140     | 1,260   |  |
| Wood.....  | 400     | 565      | 1,070    | 1,545      | 565     | 295      | 90    | 710    | 70      | 100    | 2,755    | 1,245   | 170    | 1,165      | 55      | 20        | 1,200   |  |
| Utility gas.....                                       | ...     | 20       | 4,320    | 395        | 1,220   | 1,450    | 7,590 | 3,060  | 550     | 125    | ...      | ...     | 3,660  | 15         | 715     | 1,440     | 5       |  |
| Bottled gas.....                                       | 30      | 20       | 95       | 100        | 110     | 100      | 30    | 220    | 75      | 20     | 45       | 25      | 60     | 40         | 65      | 10        | 10      |  |
| Liquid fuel.....                                       | 480     | 330      | 680      | 2,315      | 2,235   | 3,780    | 65    | 2,860  | 450     | 35     | 2,185    | 135     | 35     | 530        | 380     | 130       | 185     |  |
| Electricity.....                                       | 15      | 10       | 80       | 15         | 35      | 60       | 20    | 85     | 240     | 5      | 20       | 10      | 10     | 15         | 30      | 10        | 15      |  |
| Other fuel.....  | 45      | 120      | 135      | 70         | 235     | 775      | 20    | 575    | 245     | ...    | 90       | 60      | 20     | 60         | 55      | 40        | 30      |  |
| Not reported.....                                      | 25      | 20       | 25       | 15         | 45      | 95       | 20    | 50     | 70      | ...    | 20       | ...     | 15     | 10         | 30      | 15        | ...     |  |
| Not heated.....  | 10      | 160      | 65       | 25         | 85      | 530      | 15    | 100    | 375     | ...    | 310      | 10      | 20     | 25         | 5       | 85        | 5       |  |
| <b>*COOKING FUEL</b>                                   |         |          |          |            |         |          |       |        |         |        |          |         |        |            |         |           |         |  |
| Number reporting.....                                  | 10,030  | 15,255   | 22,465   | 26,590     | 56,435  | 111,765  | 9,095 | 60,790 | 50,310  | 1,430  | 20,745   | 2,660   | 12,060 | 10,875     | 20,550  | 13,740    | 4,225   |  |
| Coal.....  | 2,790   | 7,040    | 3,290    | 2,350      | 8,445   | 6,285    | 1,275 | 2,930  | 18,930  | 120    | 2,450    | 310     | 2,215  | 3,270      | 7,180   | 3,150     | 800     |  |
| Wood.....  | 575     | 650      | 1,255    | 1,890      | 850     | 545      | 85    | 930    | 105     | 105    | 3,335    | 1,510   | 1,80   | 1,555      | 20      | 50        | 1,635   |  |
| Utility gas.....                                       | 1,710   | 2,310    | 10,155   | 11,395     | 35,565  | 78,485   | 6,080 | 41,035 | 21,415  | 955    | 5,340    | 30      | 7,810  | 1,010      | 7,680   | 8,605     | 85      |  |
| Bottled gas.....                                       | 885     | 2,165    | 1,780    | 3,245      | 3,830   | 2,270    | 145   | 3,645  | 550     | 20     | 1,510    | 345     | 310    | 1,225      | 2,405   | 685       | 365     |  |
| Liquid fuel.....                                       | 540     | 190      | 1,100    | 1,975      | 1,260   | 4,715    | 50    | 1,835  | 725     | 55     | 2,385    | 80      | 215    | 1,005      | 775     | 210       | 340     |  |
| Electricity.....                                       | 3,420   | 2,835    | 4,700    | 5,510      | 9,600   | 19,070   | 1,430 | 9,665  | 8,195   | 165    | 5,550    | 305     | 1,275  | 2,665      | 2,320   | 970       | 975     |  |
| Other fuel.....  | 70      | 40       | 175      | 165        | 130     | 265      | 25    | 630    | 320     | 5      | 145      | 80      | 45     | 140        | 155     | 65        | 25      |  |
| None.....  | 40      | 25       | 10       | 60         | 255     | 130      | 5     | 120    | 70      | 5      | 30       | ...     | 10     | 5          | 15      | 5         | ...     |  |
| <b>*REFRIGERATION EQUIPMENT</b>                        |         |          |          |            |         |          |       |        |         |        |          |         |        |            |         |           |         |  |
| Number reporting.....                                  | 10,210  | 15,355   | 22,165   | 26,575     | 56,140  | 112,090  | 9,115 | 61,475 | 50,675  | 1,375  | 21,035   | 2,680   | 11,880 | 10,945     | 20,650  | 13,650    | 4,200   |  |
| Mechanical.....  | 8,530   | 12,550   | 18,485   | 22,775     | 50,185  | 106,130  | 8,090 | 54,645 | 41,610  | 1,020  | 17,100   | 1,510   | 9,170  | 7,775      | 16,225  | 10,750    | 2,970   |  |
| Ice.....   | 795     | 1,655    | 825      | 2,680      | 4,390   | 5,215    | 170   | 3,625  | 1,995   | 30     | 2,525    | 480     | 320    | 1,050      | 560     | 295       | 485     |  |
| Other or none.....                                     | 885     | 1,150    | 2,855    | 1,120      | 1,565   | 745      | 855   | 3,205  | 7,070   | 325    | 1,410    | 690     | 2,390  | 2,120      | 3,865   | 2,605     | 745     |  |
| <b>*KITCHEN SINK</b>                                   |         |          |          |            |         |          |       |        |         |        |          |         |        |            |         |           |         |  |
| Number reporting.....                                  | 10,075  | 15,300   | 22,580   | 26,        |         |          |       |        |         |        |          |         |        |            |         |           |         |  |



Table 27.—PLUMBING FACILITIES, YEAR BUILT, AND EQUIPMENT, FOR COUNTIES: 1950—Con.

(Asterisk (\*) denotes statistics based on 20-percent sample)

| Subject   | Lacka-<br>wanna | Lan-<br>caster | Law-<br>rence | Leba-<br>non | Le-<br>high | Lu-<br>zerne | Lyc-<br>com-<br>ing | Mo-<br>Kean | Mer-<br>cer | Mif-<br>flin | Mon-<br>roe | Mont-<br>gomery | Mon-<br>tour | Nor-<br>tham-<br>pton | Nor-<br>tham-<br>berland | Ferry | Phila-<br>delphia |
|---|-----------------|----------------|---------------|--------------|-------------|--------------|---------------------|-------------|-------------|--------------|-------------|-----------------|--------------|-----------------------|--------------------------|-------|-------------------|
| All dwelling units.....                           | 74,060          | 67,376         | 29,985        | 23,665       | 56,898      | 110,981      | 31,577              | 17,847      | 31,941      | 13,104       | 14,345      | 96,598          | 3,797        | 52,645                | 34,106                   | 7,542 | 599,495           |
| <b>WATER SUPPLY</b>                               |                 |                |               |              |             |              |                     |             |             |              |             |                 |              |                       |                          |       |                   |
| Hot and cold piped running water inside structure | 60,435          | 50,609         | 24,714        | 18,097       | 46,768      | 91,818       | 24,637              | 15,306      | 25,784      | 8,477        | 10,899      | 88,355          | 2,465        | 41,996                | 25,952                   | 3,780 | 562,907           |
| Only cold piped running water inside structure..  | 12,027          | 8,778          | 3,017         | 3,069        | 6,057       | 14,602       | 3,343               | 3,089       | 2,558       | 2,558        | 1,552       | 3,991           | 587          | 6,856                 | 5,519                    | 1,281 | 27,556            |
| Piped running water outside structure.....        | 143             | 748            | 536           | 273          | 264         | 337          | 255                 | 118         | 181         | 146          | 200         | 247             | 27           | 442                   | 159                      | 142   | 224               |
| No piped running water.....                       | 908             | 6,482          | 1,447         | 2,008        | 3,298       | 2,704        | 2,699               | 980         | 2,619       | 1,765        | 1,454       | 2,186           | 700          | 2,925                 | 2,055                    | 2,218 | 646               |
| Not reported.....                                 | 547             | 759            | 271           | 218          | 511         | 1,520        | 643                 | 225         | 268         | 158          | 240         | 1,819           | 18           | 426                   | 421                      | 121   | 8162              |
| <b>TOILET FACILITIES</b>                          |                 |                |               |              |             |              |                     |             |             |              |             |                 |              |                       |                          |       |                   |
| Flush toilet inside structure, exclusive use..... | 64,997          | 48,379         | 22,629        | 17,052       | 44,636      | 92,643       | 24,456              | 14,814      | 23,814      | 8,648        | 11,271      | 85,211          | 2,543        | 42,182                | 27,296                   | 3,418 | 533,691           |
| Flush toilet inside structure, shared.....        | 1,409           | 2,753          | 2,456         | 911          | 2,772       | 1,430        | 1,160               | 689         | 2,222       | 364          | 308         | 2,895           | 36           | 1,481                 | 706                      | 171   | 41,631            |
| Other toilet facilities (including privy).....    | 6,498           | 15,056         | 4,460         | 5,302        | 8,606       | 14,246       | 5,124               | 1,957       | 5,463       | 3,855        | 2,250       | 6,193           | 1,175        | 8,220                 | 5,528                    | 3,712 | 13,598            |
| No toilet.....                                    | 547             | 427            | 169           | 168          | 365         | 1,074        | 183                 | 143         | 176         | 76           | 290         | 404             | 24           | 319                   | 160                      | 110   | 1,629             |
| Not reported.....                                 | 609             | 761            | 271           | 232          | 519         | 1,588        | 654                 | 244         | 266         | 161          | 226         | 1,895           | 19           | 443                   | 416                      | 131   | 8,946             |
| <b>BATHING FACILITIES</b>                         |                 |                |               |              |             |              |                     |             |             |              |             |                 |              |                       |                          |       |                   |
| Installed bathtub or shower, exclusive use.....   | 57,651          | 46,802         | 21,697        | 16,208       | 42,464      | 83,693       | 22,920              | 14,381      | 22,895      | 8,065        | 10,763      | 84,696          | 2,241        | 39,762                | 23,522                   | 3,324 | 529,629           |
| Installed bathtub or shower, shared.....          | 1,383           | 2,593          | 2,473         | 866          | 2,783       | 1,415        | 1,137               | 693         | 2,239       | 337          | 290         | 2,776           | 31           | 1,446                 | 667                      | 142   | 39,978            |
| No bathtub or shower.....                         | 14,187          | 17,030         | 5,541         | 6,312        | 11,084      | 23,607       | 6,698               | 2,406       | 6,468       | 4,459        | 2,975       | 6,870           | 1,505        | 10,767                | 9,336                    | 3,922 | 18,102            |
| Not reported.....                                 | 839             | 951            | 314           | 279          | 567         | 2,266        | 822                 | 367         | 339         | 243          | 317         | 2,256           | 20           | 670                   | 581                      | 154   | 11,786            |
| <b>*YEAR BUILT</b>                                |                 |                |               |              |             |              |                     |             |             |              |             |                 |              |                       |                          |       |                   |
| Number reporting.....                             | 71,835          | 66,115         | 29,230        | 23,355       | 55,960      | 107,835      | 30,565              | 17,065      | 31,165      | 12,675       | 13,810      | 92,790          | 3,715        | 51,900                | 33,260                   | 7,220 | 578,710           |
| 1945 or later.....                                | 800             | 5,510          | 2,110         | 1,960        | 4,170       | 2,875        | 1,895               | 1,025       | 2,435       | 960          | 1,720       | 11,410          | 65           | 3,325                 | 840                      | 475   | 22,785            |
| 1940 to 1944.....                                 | 280             | 2,015          | 1,095         | 900          | 2,285       | 1,520        | 795                 | 620         | 1,625       | 420          | 430         | 6,955           | 25           | 2,430                 | 330                      | 150   | 22,970            |
| 1930 to 1939.....                                 | 2,970           | 4,955          | 1,665         | 1,255        | 2,865       | 7,000        | 1,810               | 1,930       | 1,860       | 1,530        | 2,833       | 9,410           | 145          | 2,535                 | 1,490                    | 465   | 26,225            |
| 1920 to 1929.....                                 | 12,000          | 7,735          | 5,860         | 2,005        | 9,540       | 22,055       | 4,210               | 2,715       | 5,000       | 2,250        | 2,695       | 19,635          | 260          | 7,195                 | 4,915                    | 520   | 94,665            |
| 1919 or earlier.....                              | 55,785          | 45,900         | 18,505        | 17,235       | 37,100      | 74,385       | 21,855              | 10,775      | 20,245      | 7,515        | 6,130       | 45,380          | 3,220        | 36,415                | 25,685                   | 5,610 | 411,665           |
| <b>*ELECTRIC LIGHTING</b>                         |                 |                |               |              |             |              |                     |             |             |              |             |                 |              |                       |                          |       |                   |
| Number reporting.....                             | 72,855          | 66,345         | 29,470        | 23,210       | 56,315      | 108,620      | 30,845              | 17,460      | 31,655      | 12,820       | 14,140      | 94,255          | 3,745        | 51,930                | 33,590                   | 7,410 | 586,865           |
| With electric lights.....                         | 72,390          | 63,830         | 29,065        | 22,880       | 55,810      | 107,560      | 29,970              | 16,810      | 31,130      | 12,175       | 13,750      | 93,780          | 3,605        | 51,490                | 33,130                   | 6,805 | 584,135           |
| <b>All occupied dwelling units.....</b>           |                 |                |               |              |             |              |                     |             |             |              |             |                 |              |                       |                          |       |                   |
| <b>*HEATING EQUIPMENT</b>                         |                 |                |               |              |             |              |                     |             |             |              |             |                 |              |                       |                          |       |                   |
| Number reporting heating equipment.....           | 71,090          | 64,665         | 28,985        | 22,125       | 54,960      | 105,485      | 29,675              | 16,570      | 30,785      | 12,340       | 9,640       | 92,470          | 3,645        | 50,995                | 32,925                   | 6,850 | 573,615           |
| Central heating, piped steam or hot water.....    | 45,230          | 26,340         | 3,015         | 7,540        | 31,125      | 57,805       | 8,595               | 1,030       | 2,935       | 3,430        | 4,040       | 97,255          | 1,010        | 23,520                | 13,005                   | 1,410 | 377,990           |
| Central heating, warm air furnace.....            | 8,615           | 18,800         | 20,355        | 5,960        | 13,085      | 14,890       | 12,840              | 5,390       | 19,970      | 4,215        | 3,090       | 26,685          | 875          | 16,215                | 7,485                    | 1,355 | 152,085           |
| Noncentral heating, with flue.....                | 12,240          | 17,140         | 5,010         | 7,850        | 9,125       | 23,580       | 7,605               | 7,640       | 7,840       | 4,250        | 2,135       | 6,115           | 1,580        | 8,945                 | 10,460                   | 3,855 | 28,505            |
| Noncentral heating, without flue.....             | 2,580           | 2,135          | 575           | 755          | 1,355       | 4,335        | 570                 | 2,500       | 885         | 365          | 325         | 2,015           | 175          | 1,875                 | 1,055                    | 230   | 11,245            |
| Not heated.....                                   | 2,425           | 250            | 30            | 20           | 270         | 4,875        | 65                  | 10          | 55          | 80           | 50          | 405             | 5            | 440                   | 920                      | ...   | 3,790             |
| <b>*HEATING FUEL</b>                              |                 |                |               |              |             |              |                     |             |             |              |             |                 |              |                       |                          |       |                   |
| Number reporting heating equipment.....           | 71,090          | 64,665         | 28,985        | 22,125       | 54,960      | 105,485      | 29,675              | 16,570      | 30,785      | 12,340       | 9,640       | 92,470          | 3,645        | 50,995                | 32,925                   | 6,850 | 573,615           |
| Central heating.....                              | 53,845          | 45,140         | 23,370        | 13,500       | 44,210      | 72,695       | 21,435              | 6,420       | 22,005      | 7,645        | 7,130       | 83,940          | 1,885        | 39,735                | 20,490                   | 2,765 | 530,075           |
| Coal.....   | 48,590          | 30,190         | 19,920        | 10,390       | 29,455      | 68,015       | 17,555              | 995         | 16,485      | 6,325        | 4,985       | 36,440          | 1,765        | 29,315                | 18,860                   | 2,070 | 259,545           |
| Wood.....   | 135             | 210            | 65            | 40           | 85          | 210          | 235                 | 45          | 110         | 115          | 105         | 200             | 20           | 150                   | 30                       | 95    | 1,040             |
| Utility gas.....                                  | 2,470           | 1,365          | 2,890         | 285          | 3,295       | 2,455        | 490                 | 4,975       | 4,815       | 120          | 100         | 9,195           | 15           | 2,390                 | 395                      | 10    | 96,530            |
| Bottled gas.....                                  | 210             | 200            | 5             | 50           | 285         | 105          | 30                  | 20          | 10          | 40           | 230         | ...             | 130          | 85                    | 45                       | 1,670 |                   |
| Liquid fuel.....                                  | 575             | 12,140         | 190           | 2,280        | 9,715       | 685          | 2,325               | 275         | 285         | 965          | 1,695       | 34,860          | 70           | 6,640                 | 610                      | 500   | 158,880           |
| Other fuel.....                                   | 1,275           | 800            | 155           | 425          | 1,260       | 595          | 625                 | 75          | 205         | 100          | 190         | 2,230           | 15           | 940                   | 450                      | 45    | 7,800             |
| Not reported.....                                 | 590             | 235            | 145           | 40           | 310         | 430          | 100                 | 25          | 85          | 10           | 15          | 785             | ...          | 170                   | 60                       | ...   | 4,610             |
| Noncentral heating.....                           | 14,820          | 19,275         | 5,585         | 8,605        | 10,480      | 27,915       | 8,175               | 10,140      | 8,725       | 4,615        | 2,460       | 8,125           | 1,755        | 10,820                | 11,515                   | 4,085 | 39,750            |
| Coal.....   | 13,965          | 13,005         | 3,130         | 6,420        | 8,115       | 27,025       | 5,570               | 855         | 4,645       | 2,355        | 1,665       | 4,510           | 1,385        | 7,965                 | 10,700                   | 1,765 | 16,595            |
| Wood.....   | 140             | 1,230          | 30            | 250          | 205         | 365          | 1,355               | 450         | 170         | 1,090        | 370         | 135             | 185          | 260                   | 170                      | 1,610 | 730               |
| Utility gas.....                                  | 205             | 245            | 1,885         | 40           | 305         | 110          | 105                 | 8,630       | 3,045       | 30           | 25          | 950             | ...          | 245                   | 105                      | 15    | 8,315             |
| Bottled gas.....                                  | 55              | 150            | 20            | 65           | 65          | 100          | 40                  | 20          | 35          | ...          | 20          | 60              | 5            | 100                   | 40                       | 25    | 320               |
| Liquid fuel.....                                  | 130             | 4,125          | 335           | 1,925        | 1,625       | 120          | 865                 | 120         | 675         | 1,080        | 330         | 1,945           | 105          | 1,900                 | 325                      | 615   | 11,215            |
| Electricity.....                                  | 60              | 55             | 50            | 40           | 35          | 10           | 80                  | ...         | 50          | 20           | 10          | 75              | 15           | 60                    | 45                       | 10    | 205               |
| Other fuel.....                                   | 130             | 370            | 110           | 260          | 105         | 70           | 135                 | 35          | 90          | 35           | 40          | 365             | 60           | 220                   | 105                      | 40    | 1,800             |
| Not reported.....                                 | 135             | 95             | 25            | 5            | 25          | 115          | 25                  | 30          | 15          | 5            | ...         | 85              | ...          | 70                    | 25                       | 5     | 570               |
| Not heated.....                                   | 2,425           | 250            | 30            | 20           | 270         | 4,875        | 65                  | 10          | 55          | 80           | 50          | 405             | 5            | 440                   | 920                      | ...   | 3,790             |
| <b>*COOKING FUEL</b>                              |                 |                |               |              |             |              |                     |             |             |              |             |                 |              |                       |                          |       |                   |
| Number reporting.....                             | 70,625          | 64,315         | 29,080        | 22,350       | 54,725      | 105,645      | 29,245              | 16,705      | 30,615      | 12,240       | 9,600       | 91,810          | 3,620        | 50,550                | 32,800                   | 6,820 | 572,125           |
| Coal.....   | 37,030          | 11,695         | 2,610         | 5,665        | 7,295       | 72,205       | 4,680               | 225         | 2,730       | 2,120        | 2,105       | 7,545           | 1,585        | 8,885                 | 18,745                   | 875   | 51,615            |
| Wood.....   | 265             | 2,095          | 30            | 390          | 320         | 535          | 2,185               | 220         | 2,200       | 1,645        | 600         | 350             | 345          | 455                   | 305                      | 2,135 | 1,890             |
| Utility gas.....                                  | 22,725          | 23,050         | 20,770        | 6,580        | 30,935      | 21,480       | 12,730              | 14,360      | 19,645      | 2,620        | 2,310       | 49,630          | 780          | 27,305                | 6,850                    | 230   | 472,915           |
| Bottled gas.....                                  | 1,850           | 10,720         | 435           | 1,965        | 3,140       | 4,225        | 2,265               | 1,05        | 925         | 595          | 1,580       | 3,910           | 190          | 3,635                 | 1,460                    | 1,440 | 4,680             |
| Liquid fuel.....                                  | 70              | 3,015          | 340           | 820          | 950         | 145          | 665                 | 60          | 485         | 1,605        | 335         | 3,490           | 75           | 1,590                 | 310                      | 630   | 23,150            |
| Electricity.....                                  | 8,565           | 13,250         | 4,665         | 6,640        | 11,795      | 6,915        | 6,525               | 1,645       | 6,475       | 3,530        | 2,585       | 26,325          | 620          | 8,375                 | 5,075                    | 1,415 | 14,485            |
| Other fuel.....                                   | 55              | 260            | 215           | 210          | 160         | 60           | 130                 | 20          | 80          | 100          | ...         | 485             | 10           | 220                   | 50                       | 70    | 1,950             |
| None.....   | 65              | 230            | 15            | 80           | 130         | 80           | 65                  | 10          | 55          | 25           | 25          | 115             | 15           | 85                    | 5                        | 25    | 1,480             |
| <b>*REFRIGERATION EQUIPMENT</b>                   |                 |                |               |              |             |              |                     |             |             |              |             |                 |              |                       |                          |       |                   |
| Number reporting.....                             | 70,340          | 64,345         | 28,900        | 22,150       | 54,955      | 104,970      | 29,555              | 16,455      | 30,875      | 12,180       | 9,855       | 92,170          | 3,565        | 50,440                | 32,800                   | 6,785 | 570,505           |
| Mechanical.....                                   | 58,695          | 55,805         | 26,160        | 19,235       | 49,470      | 84,035       | 25,110              | 14,295      | 27,870      | 9,370        | 8,190       | 88,215          | 2,635        | 45,615                | 26,540                   | 5,030 | 495,690           |
| Ice.....  | 7,580           | 6,185          | 825           | 1,940        | 3,775       | 15,040       | 2,675               | 685         | 855         | 1,765        | 1,115       | 2,810           | 600          | 3,065                 | 4,600                    | 890   | 66,310            |
| Other or none.....                                | 4,065           |                |               |              |             |              |                     |             |             |              |             |                 |              |                       |                          |       |                   |

Table 27.—PLUMBING FACILITIES, YEAR BUILT, AND EQUIPMENT, FOR COUNTIES: 1950—Con.

(Asterisk (\*) denotes statistics based on 20-percent sample)

| Subject  | Pike  | Potter | Schuyl-kill | Snyder | Somer-set | Sulli-van | Susque-hanna | Tioga  | Union | Ve-nango | War-ren | Wash-ington | Wayne | West-more-land | Wya-ming | York   |
|--|-------|--------|-------------|--------|-----------|-----------|--------------|--------|-------|----------|---------|-------------|-------|----------------|----------|--------|
| All dwelling units.....                                | 5,960 | 6,275  | 56,658      | 6,408  | 23,318    | 2,417     | 10,818       | 11,068 | 6,120 | 19,276   | 13,400  | 59,940      | 9,926 | 89,005         | 6,300    | 61,054 |
| <b>WATER SUPPLY</b>                                    |       |        |             |        |           |           |              |        |       |          |         |             |       |                |          |        |
| Hot and cold piped running water inside structure..... | 2,708 | 3,743  | 42,557      | 3,551  | 13,680    | 1,278     | 6,792        | 7,307  | 3,968 | 14,631   | 9,873   | 40,456      | 6,604 | 64,523         | 3,971    | 45,113 |
| Only cold piped running water inside structure.....    | 554   | 765    | 10,544      | 1,043  | 5,309     | 285       | 1,689        | 1,571  | 618   | 1,763    | 1,147   | 11,383      | 1,210 | 14,805         | 926      | 9,412  |
| Piped running water outside structure.....             | 63    | 123    | 399         | 92     | 405       | 90        | 219          | 120    | 37    | 500      | 91      | 633         | 184   | 819            | 142      | 564    |
| No piped running water.....                            | 1,103 | 918    | 2,508       | 1,649  | 3,504     | 732       | 1,967        | 1,707  | 1,409 | 1,982    | 2,047   | 7,034       | 1,612 | 8,036          | 1,182    | 5,490  |
| Not reported.....                                      | 1,532 | 726    | 650         | 73     | 420       | 32        | 151          | 363    | 88    | 400      | 242     | 434         | 316   | 822            | 79       | 455    |
| <b>TOILET FACILITIES</b>                               |       |        |             |        |           |           |              |        |       |          |         |             |       |                |          |        |
| Flush toilet inside structure, exclusive use.....      | 2,856 | 3,729  | 43,021      | 3,218  | 13,056    | 1,165     | 6,789        | 6,974  | 3,716 | 14,055   | 9,830   | 38,574      | 6,462 | 60,746         | 3,873    | 41,285 |
| Flush toilet inside structure, shared.....             | 58    | 143    | 585         | 113    | 1,183     | 22        | 294          | 356    | 89    | 800      | 260     | 3,722       | 266   | 6,160          | 82       | 4,655  |
| Other toilet facilities (including privy).....         | 1,495 | 1,594  | 12,010      | 2,898  | 8,140     | 1,173     | 3,465        | 3,284  | 2,178 | 3,912    | 2,953   | 16,753      | 2,754 | 20,550         | 1,992    | 14,192 |
| No toilet.....   | 48    | 83     | 344         | 113    | 504       | 28        | 124          | 94     | 52    | 157      | 133     | 440         | 189   | 748            | 275      | 366    |
| Not reported.....                                      | 1,503 | 726    | 698         | 66     | 435       | 29        | 146          | 360    | 85    | 352      | 224     | 451         | 255   | 801            | 78       | 556    |
| <b>BATHING FACILITIES</b>                              |       |        |             |        |           |           |              |        |       |          |         |             |       |                |          |        |
| Installed bathtub or shower, exclusive use.....        | 2,741 | 3,552  | 38,418      | 3,240  | 11,528    | 1,185     | 6,076        | 6,508  | 3,552 | 13,613   | 9,490   | 36,238      | 6,123 | 57,205         | 3,649    | 39,047 |
| Installed bathtub or shower, shared.....               | 57    | 135    | 514         | 96     | 1,042     | 20        | 270          | 358    | 90    | 816      | 286     | 3,522       | 268   | 6,086          | 76       | 4,429  |
| No bathtub or shower.....                              | 1,253 | 1,838  | 16,572      | 2,972  | 10,208    | 1,163     | 4,233        | 3,804  | 2,305 | 4,291    | 3,174   | 19,492      | 3,197 | 24,667         | 2,461    | 16,002 |
| Not reported.....                                      | 1,909 | 750    | 1,154       | 100    | 540       | 49        | 239          | 398    | 173   | 556      | 450     | 688         | 338   | 1,047          | 114      | 1,576  |
| <b>*YEAR BUILT</b>                                     |       |        |             |        |           |           |              |        |       |          |         |             |       |                |          |        |
| Number reporting.....                                  | 3,920 | 5,575  | 54,640      | 6,310  | 22,135    | 2,355     | 10,225       | 10,735 | 6,045 | 18,550   | 12,885  | 59,130      | 9,635 | 87,705         | 6,200    | 59,900 |
| 1945 or later.....                                     | 540   | 390    | 1,265       | 490    | 1,785     | 110       | 445          | 370    | 395   | 1,195    | 760     | 4,335       | 565   | 8,960          | 335      | 5,265  |
| 1940 to 1944.....                                      | 165   | 85     | 505         | 85     | 575       | 45        | 115          | 130    | 130   | 420      | 375     | 2,150       | 235   | 3,890          | 90       | 2,850  |
| 1930 to 1939.....                                      | 620   | 425    | 2,510       | 390    | 1,950     | 450       | 640          | 580    | 535   | 1,225    | 1,085   | 4,930       | 975   | 7,090          | 775      | 5,325  |
| 1920 to 1929.....                                      | 615   | 440    | 8,280       | 805    | 2,910     | 190       | 700          | 715    | 555   | 2,495    | 1,370   | 9,895       | 1,075 | 14,665         | 915      | 7,765  |
| 1919 or earlier.....                                   | 1,780 | 4,235  | 42,080      | 4,540  | 14,915    | 1,560     | 8,325        | 8,940  | 4,430 | 13,215   | 9,295   | 37,820      | 6,775 | 53,140         | 4,085    | 38,695 |
| <b>*ELECTRIC LIGHTING</b>                              |       |        |             |        |           |           |              |        |       |          |         |             |       |                |          |        |
| Number reporting.....                                  | 4,430 | 5,595  | 55,865      | 6,360  | 23,020    | 2,365     | 10,660       | 10,650 | 5,995 | 18,870   | 13,115  | 59,325      | 9,595 | 87,940         | 6,170    | 60,560 |
| With electric lights.....                              | 4,105 | 5,135  | 55,040      | 6,130  | 21,520    | 2,085     | 9,895        | 10,075 | 5,720 | 18,050   | 12,365  | 58,100      | 9,065 | 86,845         | 5,725    | 59,625 |
| All occupied dwelling units.....                       | 2,743 | 4,974  | 55,103      | 6,059  | 22,045    | 1,834     | 8,947        | 10,073 | 5,674 | 17,926   | 11,831  | 58,545      | 7,953 | 85,598         | 4,780    | 58,912 |
| <b>*HEATING EQUIPMENT</b>                              |       |        |             |        |           |           |              |        |       |          |         |             |       |                |          |        |
| Number reporting heating equipment.....                | 2,675 | 4,935  | 54,765      | 5,965  | 21,775    | 1,795     | 8,655        | 10,015 | 5,645 | 17,805   | 11,590  | 58,085      | 7,955 | 85,570         | 4,710    | 58,345 |
| Central heating, piped steam or hot water.....         | 765   | 270    | 25,685      | 1,090  | 7,425     | 265       | 1,760        | 1,465  | 1,785 | 1,270    | 450     | 6,665       | 2,980 | 17,405         | 1,070    | 22,245 |
| Central heating, warm air furnace.....                 | 980   | 1,020  | 8,170       | 1,575  | 6,775     | 480       | 2,475        | 3,410  | 1,300 | 6,285    | 3,410   | 31,735      | 1,715 | 48,330         | 1,355    | 17,870 |
| Noncentral heating, with flue.....                     | 920   | 2,875  | 16,935      | 2,725  | 6,955     | 1,030     | 3,970        | 4,570  | 2,390 | 8,270    | 7,110   | 16,390      | 2,715 | 16,750         | 2,025    | 15,055 |
| Noncentral heating, without flue.....                  | 10    | 755    | 3,005       | 565    | 590       | 20        | 440          | 540    | 160   | 1,960    | 610     | 3,030       | 520   | 2,695          | 130      | 2,945  |
| Not heated.....  | ...   | 15     | 970         | 10     | 70        | ...       | 10           | 30     | 10    | 20       | 10      | 265         | 25    | 390            | 130      | 230    |
| <b>*HEATING FUEL</b>                                   |       |        |             |        |           |           |              |        |       |          |         |             |       |                |          |        |
| Number reporting heating equipment.....                | 2,675 | 4,935  | 54,765      | 5,965  | 21,775    | 1,795     | 8,655        | 10,015 | 5,645 | 17,805   | 11,590  | 58,085      | 7,955 | 85,570         | 4,710    | 58,345 |
| Central heating.....                                   | 1,745 | 1,290  | 33,855      | 2,665  | 14,200    | 745       | 4,235        | 4,875  | 3,085 | 7,555    | 3,860   | 38,400      | 4,695 | 65,735         | 2,425    | 40,115 |
| Coal.....  | 1,115 | 125    | 32,200      | 2,355  | 12,570    | 630       | 3,460        | 2,605  | 2,585 | 3,410    | 1,430   | 30,270      | 4,050 | 52,565         | 2,005    | 22,135 |
| Wood.....  | 60    | 45     | 80          | 30     | 35        | 25        | 205          | 105    | 70    | 15       | 55      | 150         | 115   | 70             | 295      | 295    |
| Utility gas.....                                       | 125   | 1,055  | 395         | 20     | 660       | ...       | ...          | 1,855  | 50    | 3,930    | 2,120   | 7,375       | 25    | 11,140         | 5        | 3,470  |
| Bottled gas.....                                       | 20    | 5      | 120         | 15     | 90        | ...       | ...          | 40     | ...   | 15       | 25      | ...         | 95    | 65             | 150      | 5      |
| Liquid fuel.....                                       | 410   | 40     | 305         | 190    | 345       | 80        | 490          | 275    | 315   | 45       | 50      | 120         | 315   | 730            | 325      | 13,600 |
| Other fuel.....  | 10    | 15     | 515         | 45     | 350       | 5         | 20           | 20     | 40    | 35       | 25      | 320         | 85    | 910            | 10       | 1,305  |
| Not reported.....                                      | 5     | 5      | 240         | 10     | 150       | 5         | 20           | 15     | 10    | 25       | 60      | 165         | 5     | 125            | 5        | 185    |
| Noncentral heating.....                                | 930   | 3,630  | 19,940      | 3,290  | 7,505     | 1,050     | 4,410        | 5,110  | 2,550 | 10,230   | 7,720   | 19,420      | 3,235 | 19,445         | 2,155    | 18,000 |
| Coal.....  | 545   | 475    | 19,635      | 2,405  | 6,895     | 725       | 2,850        | 2,270  | 1,855 | 3,550    | 1,295   | 11,840      | 2,470 | 12,815         | 1,640    | 9,045  |
| Wood.....  | 245   | 945    | 55          | 625    | 145       | 285       | 1,020        | 760    | 405   | 345      | 1,240   | 100         | 585   | 70             | 330      | 2,835  |
| Utility gas.....                                       | 10    | 2,055  | 20          | 5      | 50        | ...       | ...          | 1,675  | 10    | 6,060    | 4,765   | 6,745       | 25    | 5,305          | 5        | 525    |
| Bottled gas.....                                       | 20    | 15     | 45          | 10     | ...       | ...       | ...          | 20     | 15    | 40       | 25      | 135         | 25    | 70             | ...      | 154    |
| Liquid fuel.....                                       | 105   | 60     | 70          | 195    | 325       | 40        | 435          | 360    | 230   | 175      | 275     | 315         | 75    | 760            | 130      | 4,890  |
| Electricity.....                                       | 5     | 30     | 15          | 20     | 5         | ...       | ...          | 5      | ...   | 20       | 10      | 80          | 10    | 140            | ...      | 150    |
| Other fuel.....  | ...   | 15     | 55          | 30     | 25        | ...       | ...          | 35     | 15    | 30       | 20      | 50          | 25    | 240            | 30       | 335    |
| Not reported.....                                      | ...   | 35     | 45          | ...    | 55        | ...       | ...          | 45     | 5     | 5        | 20      | 60          | 75    | 20             | 45       | 20     |
| Not heated.....  | ...   | 15     | 970         | 10     | 70        | ...       | ...          | 10     | 30    | 10       | 20      | 265         | 25    | 390            | 130      | 230    |
| <b>*COOKING FUEL</b>                                   |       |        |             |        |           |           |              |        |       |          |         |             |       |                |          |        |
| Number reporting.....                                  | 2,720 | 4,820  | 54,175      | 5,960  | 21,885    | 1,830     | 8,655        | 9,860  | 5,595 | 17,560   | 11,695  | 57,830      | 7,890 | 84,930         | 4,635    | 58,340 |
| Coal.....  | 605   | 180    | 39,365      | 2,740  | 10,710    | 1,060     | 3,890        | 1,500  | 2,030 | 1,035    | 410     | 5,865       | 3,465 | 12,995         | 2,490    | 5,540  |
| Wood.....  | 315   | 785    | 140         | 875    | 225       | 450       | 1,670        | 1,255  | 645   | 270      | 1,185   | 1,140       | 100   | 45             | 325      | 3,490  |
| Utility gas.....                                       | 350   | 3,355  | 5,815       | 420    | 2,120     | 25        | 85           | 4,865  | 780   | 14,095   | 8,315   | 43,340      | 610   | 52,085         | 130      | 24,700 |
| Bottled gas.....                                       | 1,195 | 75     | 2,060       | 500    | 2,230     | 155       | 1,855        | 950    | 515   | 370      | 470     | 745         | 1,640 | 1,515          | 945      | 3,835  |
| Liquid fuel.....                                       | 70    | 60     | 115         | 235    | 1,525     | 15        | 125          | 280    | 145   | 385      | 325     | 555         | 75    | 1,040          | 80       | 3,885  |
| Electricity.....                                       | 180   | 345    | 6,635       | 1,150  | 4,660     | 125       | 1,000        | 960    | 1,420 | 1,320    | 930     | 7,005       | 950   | 16,725         | 650      | 16,365 |
| Other fuel.....  | ...   | 15     | 30          | 30     | 395       | ...       | ...          | 15     | 40    | 35       | 85      | 60          | 160   | 10             | 445      | 15     |
| None.....  | 5     | 5      | 15          | 10     | 20        | ...       | ...          | 15     | 10    | 25       | ...     | ...         | 60    | 80             | ...      | 150    |
| <b>*REFRIGERATION EQUIPMENT</b>                        |       |        |             |        |           |           |              |        |       |          |         |             |       |                |          |        |
| Number reporting.....                                  | 2,790 | 4,955  | 54,690      | 6,020  | 22,040    | 1,820     | 8,890        | 9,885  | 5,535 | 17,790   | 11,675  | 57,985      | 7,710 | 84,745         | 4,650    | 58,480 |
| Mechanical.....  | 2,210 | 3,555  | 43,495      | 4,585  | 15,955    | 1,240     | 6,600        | 7,750  | 4,610 | 14,855   | 9,820   | 51,560      | 6,045 | 76,605         | 3,670    | 53,165 |
| Ice.....   | 305   | 100    | 8,560       | 555    | 620       | 200       | 665          | 365    | 530   | 790      | 395     | 1,490       | 480   | 2,035          | 245      | 2,700  |
| Other or none.....                                     | 275   | 1,300  | 2,635       | 880    | 5,465     | 380       | 1,625        | 1,770  | 395   | 2,145    | 1,460   | 4,935       | 1,185 | 6,105          | 735      | 2,615  |
| <b>*KITCHEN SINK</b>                                   |       |        |             |        |           |           |              |        |       |          |         |             |       |                |          |        |
| Number reporting.....                                  | 2,730 | 4,840  | 54,550      | 6,010  | 21,860    | 1,830     | 8,685        | 9,860  | 5,590 | 17,590   | 11,725  | 57,950      | 7,935 | 84,960         | 4,645    | 58,410 |
| With kitchen sink.....                                 | 2,585 | 4,460  | 52,225      | 4,545  | 19,200    | 1,485     | 7,995        | 9,035  | 4,760 | 10,660   | 11,040  | 54,225      | 7,360 | 81,510         | 4,150    | 53,570 |
| <b>*RADIO</b>  |       |        |             |        |           |           |              |        |       |          |         |             |       |                |          |        |
| Number reporting.....                                  | 2,685 | 4,905  | 54,670      | 6,040  | 21,930    | 1,800     | 8,805        | 9,890  | 5,625 | 17,765   | 11,625  | 57,895      | 7,830 | 84,915         | 4,755    | 58,520 |
| With radio.....  | 2,600 | 4,650  | 53,295      | 5,725  | 20,865    | 1,695     | 8,375        | 9,585  | 5,385 | 17,150   | 11,325  | 56,015      | 7,565 | 82,725         | 4,545    | 57,385 |
| <b>*TELEVISION</b>                                     |       |        |             |        |           |           |              |        |       |          |         |             |       |                |          |        |
| Number reporting.....                                  | 2,670 |        |             |        |           |           |              |        |       |          |         |             |       |                |          |        |



Table 28.—FINANCIAL CHARACTERISTICS OF URBAN AND RURAL-NONFARM DWELLING UNITS, FOR COUNTIES: 1950  
[Median not shown where base is less than 100]

| Subject   | Adams | Allegheny | Armstrong | Beaver | Bedford | Berks  | Blair  | Bradford | Bucks  | Butler | Cam-bria | Cam-eron | Car-bon | Centre | Chester | Glar-son | Clear-field |  |
|---|-------|-----------|-----------|--------|---------|--------|--------|----------|--------|--------|----------|----------|---------|--------|---------|----------|-------------|--|
| Total dwelling units.....   | 9,614 | 428,051   | 20,237    | 46,818 | 8,716   | 70,337 | 39,091 | 11,561   | 37,837 | 23,712 | 52,821   | 2,384    | 15,847  | 14,983 | 35,874  | 8,530    | 21,838      |  |
| <b>CONTRACT MONTHLY RENT</b>  |       |           |           |        |         |        |        |          |        |        |          |          |         |        |         |          |             |  |
| Renter-occupied dwelling units.....                                     | 3,732 | 202,854   | 7,904     | 17,203 | 3,104   | 24,828 | 13,803 | 3,731    | 10,776 | 8,010  | 22,650   | 760      | 5,656   | 6,292  | 13,487  | 2,932    | 7,231       |  |
| Less than \$10.....   | 144   | 1,814     | 853       | 210    | 375     | 615    | 470    | 284      | 169    | 392    | 1,192    | 33       | 238     | 373    | 428     | 274      | 698         |  |
| \$10 to \$14.....   | 331   | 8,270     | 1,295     | 692    | 450     | 1,641  | 1,279  | 453      | 377    | 633    | 3,248    | 57       | 708     | 618    | 856     | 360      | 943         |  |
| \$15 to \$19.....   | 472   | 15,561    | 1,116     | 1,139  | 414     | 2,443  | 1,726  | 501      | 777    | 832    | 3,022    | 43       | 1,021   | 594    | 1,220   | 382      | 785         |  |
| \$20 to \$24.....   | 499   | 20,886    | 997       | 1,788  | 273     | 2,732  | 1,986  | 441      | 870    | 807    | 2,846    | 82       | 914     | 593    | 1,364   | 325      | 626         |  |
| \$25 to \$29.....   | 412   | 23,685    | 811       | 2,245  | 246     | 3,634  | 2,260  | 417      | 1,197  | 989    | 2,731    | 100      | 766     | 535    | 1,719   | 258      | 587         |  |
| \$30 to \$34.....   | 330   | 21,054    | 529       | 1,863  | 164     | 2,950  | 1,547  | 257      | 1,200  | 694    | 2,013    | 69       | 468     | 313    | 1,095   | 224      | 500         |  |
| \$35 to \$39.....   | 272   | 22,575    | 381       | 2,158  | 160     | 2,640  | 1,222  | 233      | 1,397  | 637    | 1,819    | 80       | 338     | 402    | 1,161   | 177      | 479         |  |
| \$40 to \$49.....   | 370   | 28,466    | 447       | 3,656  | 207     | 3,010  | 1,167  | 272      | 1,478  | 891    | 1,983    | 114      | 344     | 652    | 1,564   | 205      | 672         |  |
| \$50 to \$59.....   | 174   | 18,082    | 172       | 1,074  | 119     | 1,395  | 444    | 136      | 815    | 503    | 841      | 44       | 87      | 615    | 1,065   | 90       | 327         |  |
| \$60 to \$74.....   | 87    | 14,408    | 97        | 582    | 59      | 874    | 219    | 65       | 626    | 271    | 451      | 24       | 56      | 463    | 702     | 33       | 171         |  |
| \$75 to \$99.....   | 9     | 9,266     | 38        | 179    | 10      | 415    | 82     | 9        | 315    | 110    | 176      | 7        | 16      | 295    | 356     | 8        | 66          |  |
| \$100 or more.....  | 6     | 5,990     | 32        | 42     | 13      | 118    | 24     | 8        | 127    | 37     | 65       | 3        | 8       | 47     | 149     | 10       | 12          |  |
| Rent free.....  | 458   | 8,791     | 949       | 1,203  | 508     | 1,896  | 1,058  | 519      | 1,013  | 929    | 1,856    | 84       | 580     | 650    | 1,411   | 430      | 1,069       |  |
| Not reported.....   | 168   | 4,006     | 187       | 372    | 106     | 465    | 319    | 136      | 415    | 285    | 407      | 20       | 112     | 142    | 397     | 156      | 296         |  |
| Median rent..... dollars.....   | 25.80 | 35.33     | 20.10     | 34.17  | 19.61   | 29.79  | 26.16  | 22.90    | 34.80  | 28.21  | 24.30    | 30.44    | 22.32   | 30.09  | 30.65   | 21.92    | 23.55       |  |
| <b>VACANT NONSEASONAL NOT DILAPIDATED DWELLING UNITS, FOR RENT</b>      |       |           |           |        |         |        |        |          |        |        |          |          |         |        |         |          |             |  |
| Less than \$10.....   | 35    | 2,427     | 79        | 218    | 29      | 314    | 181    | 88       | 167    | 127    | 164      | 16       | 48      | 74     | 180     | 31       | 71          |  |
| \$10 to \$14.....   | 7     | 88        | 18        | 11     | 8       | 20     | 24     | 18       | 8      | 2      | 11       | 2        | 1       | 1      | 1       | 1        | 4           |  |
| \$15 to \$19.....   | 10    | 268       | 16        | 39     | 14      | 58     | 53     | 20       | 24     | 26     | 28       | 4        | 9       | 13     | 23      | 9        | 17          |  |
| \$20 to \$24.....   | 5     | 263       | 11        | 60     | 2       | 45     | 34     | 14       | 16     | 23     | 20       | ...      | 10      | 10     | 15      | 3        | 10          |  |
| \$25 to \$29.....   | 3     | 229       | 9         | 37     | 1       | 37     | 31     | 11       | 22     | 19     | 25       | 1        | 12      | 9      | 18      | 2        | 7           |  |
| \$30 to \$34.....   | 3     | 222       | 3         | 16     | ...     | 20     | 3      | 4        | 31     | 5      | 12       | ...      | 4       | 10     | 16      | ...      | 5           |  |
| \$35 to \$39.....   | 3     | 222       | 3         | 16     | ...     | 20     | 3      | 4        | 31     | 5      | 12       | ...      | 4       | 10     | 16      | ...      | 5           |  |
| \$40 to \$49.....   | ...   | 191       | 2         | 9      | ...     | 51     | 3      | 8        | 23     | 7      | 4        | ...      | 1       | 5      | 30      | ...      | ...         |  |
| \$50 to \$59.....   | ...   | 191       | 2         | 9      | ...     | 51     | 3      | 8        | 23     | 7      | 4        | ...      | 1       | 5      | 30      | ...      | ...         |  |
| \$60 to \$74.....   | 1     | 252       | 4         | 5      | ...     | 39     | 4      | ...      | 15     | 4      | 4        | ...      | 1       | 2      | 7       | ...      | ...         |  |
| \$75 to \$99.....   | 1     | 290       | 1         | 3      | ...     | 9      | 2      | ...      | 5      | 1      | ...      | ...      | ...     | 3      | 32      | 2        | 2           |  |
| \$100 or more.....  | 1     | 589       | 1         | 37     | 4       | 33     | 23     | 6        | 22     | 27     | 31       | 7        | 3       | 1      | ...     | ...      | ...         |  |
| Rent free or not reported.....  | 5     | 589       | ...       | 34.32  | ...     | 43.69  | 29.05  | ...      | 49.98  | 32.96  | 28.88    | ...      | ...     | ...    | 47.50   | ...      | ...         |  |
| Median rent..... dollars.....   | ...   | 51.12     | ...       | 34.32  | ...     | 43.69  | 29.05  | ...      | 49.98  | 32.96  | 28.88    | ...      | ...     | ...    | 47.50   | ...      | ...         |  |
| <b>GROSS MONTHLY RENT</b>   |       |           |           |        |         |        |        |          |        |        |          |          |         |        |         |          |             |  |
| Renter-occupied dwelling units.....                                     | 3,732 | 202,854   | 7,904     | 17,203 | 3,104   | 24,828 | 13,803 | 3,731    | 10,776 | 8,010  | 22,650   | 760      | 5,656   | 6,292  | 13,487  | 2,932    | 7,231       |  |
| Less than \$10.....   | 20    | 991       | 147       | 78     | 103     | 105    | 114    | 47       | 28     | 84     | 239      | 4        | 25      | 59     | 52      | 81       | 171         |  |
| \$10 to \$14.....   | 80    | 2,447     | 382       | 209    | 233     | 331    | 405    | 105      | 76     | 211    | 733      | 14       | 102     | 210    | 149     | 144      | 454         |  |
| \$15 to \$19.....   | 178   | 5,710     | 888       | 458    | 338     | 850    | 814    | 221      | 204    | 402    | 1,747    | 23       | 253     | 384    | 296     | 294      | 677         |  |
| \$20 to \$24.....   | 276   | 11,835    | 1,007     | 908    | 370     | 1,624  | 1,433  | 290      | 366    | 713    | 2,730    | 57       | 431     | 514    | 612     | 340      | 801         |  |
| \$25 to \$29.....   | 362   | 16,558    | 944       | 1,278  | 310     | 2,463  | 1,740  | 337      | 576    | 774    | 2,797    | 55       | 665     | 572    | 942     | 324      | 602         |  |
| \$30 to \$34.....   | 424   | 21,210    | 897       | 1,764  | 242     | 3,016  | 2,068  | 402      | 811    | 867    | 2,654    | 73       | 818     | 537    | 1,248   | 272      | 525         |  |
| \$35 to \$39.....   | 433   | 25,580    | 720       | 2,458  | 198     | 3,389  | 1,878  | 378      | 1,155  | 824    | 2,379    | 83       | 810     | 487    | 1,378   | 202      | 549         |  |
| \$40 to \$49.....   | 663   | 38,444    | 917       | 4,741  | 311     | 5,262  | 2,381  | 618      | 2,608  | 1,323  | 3,611    | 149      | 1,161   | 937    | 2,672   | 319      | 928         |  |
| \$50 to \$59.....   | 381   | 23,977    | 429       | 1,910  | 182     | 2,928  | 926    | 400      | 1,598  | 773    | 1,907    | 106      | 437     | 664    | 1,808   | 202      | 529         |  |
| \$60 to \$74.....   | 205   | 20,057    | 208       | 1,161  | 113     | 1,507  | 400    | 211      | 1,022  | 484    | 982      | 58       | 170     | 560    | 1,228   | 98       | 313         |  |
| \$75 to \$99.....   | 59    | 12,591    | 87        | 376    | 22      | 616    | 143    | 46       | 525    | 202    | 332      | 21       | 55      | 421    | 581     | 28       | 128         |  |
| \$100 or more.....  | 12    | 7,440     | 24        | 72     | 15      | 204    | 47     | 14       | 204    | 48     | 99       | 6        | 16      | 81     | 237     | 12       | 21          |  |
| Rent free or not reported.....  | 639   | 16,014    | 1,254     | 1,790  | 667     | 2,533  | 1,454  | 662      | 1,603  | 1,305  | 2,440    | 111      | 713     | 866    | 2,284   | 616      | 1,533       |  |
| Median rent..... dollars.....   | 36.88 | 41.86     | 29.27     | 40.67  | 27.31   | 38.57  | 33.53  | 36.25    | 44.75  | 36.33  | 33.00    | 40.54    | 35.60   | 38.99  | 42.96   | 29.11    | 30.87       |  |
| <b>VALUE OF ONE-DWELLING-UNIT STRUCTURES</b>                            |       |           |           |        |         |        |        |          |        |        |          |          |         |        |         |          |             |  |
| Owner-occupied dwelling units.....                                      | 4,251 | 161,459   | 9,567     | 23,540 | 3,857   | 36,932 | 20,561 | 5,625    | 20,711 | 12,123 | 22,463   | 966      | 7,688   | 6,447  | 17,652  | 4,313    | 11,671      |  |
| Less than \$2,000.....  | 239   | 2,666     | 1,205     | 1,731  | 734     | 824    | 1,113  | 526      | 341    | 844    | 2,290    | 72       | 327     | 768    | 388     | 536      | 2,106       |  |
| \$2,000 to \$2,999.....   | 301   | 4,664     | 1,168     | 805    | 565     | 1,371  | 1,807  | 549      | 453    | 886    | 2,294    | 60       | 655     | 529    | 562     | 1,779    | 1,799       |  |
| \$3,000 to \$3,999.....   | 416   | 8,145     | 1,387     | 1,435  | 601     | 2,586  | 3,239  | 782      | 800    | 1,205  | 2,718    | 58       | 1,154   | 615    | 898     | 629      | 1,797       |  |
| \$4,000 to \$4,999.....   | 429   | 10,779    | 1,065     | 2,064  | 420     | 3,308  | 3,399  | 795      | 997    | 1,267  | 2,449    | 64       | 1,211   | 764    | 1,158   | 553      | 1,252       |  |
| \$5,000 to \$5,999.....   | 511   | 13,641    | 1,147     | 2,605  | 368     | 4,375  | 3,008  | 840      | 1,617  | 1,449  | 2,272    | 106      | 1,176   | 562    | 1,537   | 487      | 1,206       |  |
| \$6,000 to \$7,499.....   | 720   | 21,946    | 1,269     | 4,687  | 340     | 7,959  | 3,442  | 845      | 3,221  | 1,925  | 2,990    | 188      | 1,360   | 650    | 2,582   | 450      | 1,137       |  |
| \$7,500 to \$9,999.....   | 535   | 28,904    | 907       | 3,560  | 185     | 7,776  | 2,059  | 487      | 4,266  | 1,523  | 2,751    | 175      | 836     | 621    | 3,242   | 348      | 742         |  |
| \$10,000 to \$14,999.....   | 452   | 44,053    | 621       | 4,456  | 204     | 5,217  | 1,395  | 324      | 4,795  | 1,362  | 2,693    | 149      | 599     | 751    | 3,566   | 278      | 589         |  |
| \$15,000 to \$19,999.....   | 134   | 14,097    | 203       | 1,139  | 75      | 1,622  | 366    | 67       | 1,524  | 459    | 745      | 33       | 127     | 426    | 1,447   | 80       | 174         |  |
| \$20,000 or more.....   | 86    | 8,816     | 116       | 462    | 36      | 1,102  | 239    | 47       | 1,194  | 296    | 448      | 18       | 79      | 300    | 1,204   | 36       | 115         |  |
| Not reported.....   | 428   | 3,748     | 479       | 596    | 329     | 692    | 493    | 363      | 1,403  | 907    | 813      | 43       | 166     | 305    | 1,101   | 354      | 774         |  |
| Median value..... dollars.....  | 5,982 | 8,922     | 4,686     | 6,856  | 3,724   | 7,016  | 5,108  | 4,924    | 8,754  | 5,920  | 5,423    | 6,760    | 5,304   | 5,375  | 8,363   | 4,407    | 3,820       |  |
| <b>VACANT NONSEASONAL NOT DILAPIDATED DWELLING UNITS, FOR SALE ONLY</b> |       |           |           |        |         |        |        |          |        |        |          |          |         |        |         |          |             |  |
| Less than \$3,000.....  | 11    | 1,090     | 39        | 92     | 11      | 183    | 96     | 40       | 175    | 31     | 72       | 1        | 29      | 30     | 92      | 10       | 32          |  |
| \$3,000 to \$3,999.....   | ...   | 16        | 10        | 6      | 2       | 7      | 8      | 9        | 7      | 4      | 15       | ...      | 5       | 11     | 5       | 6        | 17          |  |
| \$4,000 to \$4,999.....   | ...   | 26        | ...       | 3      | ...     | 9      | 12     | 7        | 4      | 4      | 5        | ...      | 3       | ...    | ...     | ...      | 2           |  |
| \$5,000 to \$7,499.....   | 3     | 21        | 9         | 5      | 2       | 12     | 16     | 5        | 6      | 3      | 2        | ...      | 4       | ...    | 3       | ...      | 2           |  |
| \$7,500 to \$9,999.....   | 1     | 75        | 8         | 27     | 2       | 34     | 23     | 9        | 31     | 3      | 14       | ...      | 6       | 5      | 11      | 3        | 5           |  |
| \$10,000 to \$14,999.....   | ...   | 142       | 3         | 22     | 1       | 38     | 10     | 1        | 33     | 9      | 10       | ...      | 2       | ...    | 22      | 1        | 2           |  |
| \$15,000 or more.....   | ...   | 492       | 4         | 15     | 2       | 38     | 12     | 4        | 44     | 4      | 14       | ...      | 3       | 7      | 23      | ...      | ...         |  |
| Not reported.....   | 7     | 179       | 1         | 6      | ...     | 12     | 5      | 2        | 25     | 1      | 4        | ...      | 2       | 5      | 20      | ...      | ...         |  |
| Median value..... dollars.....  | ...   | 11,937    | ...       | ...    | ...     | 8,305  | ...    | ...      | 9,495  | ...    | ...      | ...      | ...     | ...    | ...     | ...      | ...         |  |
| <b>MORTGAGE STATUS</b>  |       |           |           |        |         |        |        |          |        |        |          |          |         |        |         |          |             |  |
| Owner-occupied dwelling units.....                                      | 4,864 |           |           |        |         |        |        |          |        |        |          |          |         |        |         |          |             |  |

Table 28.—FINANCIAL CHARACTERISTICS OF URBAN AND RURAL-NONFARM DWELLING UNITS, FOR COUNTIES: 1950—Con.

[Median not shown where base is less than 100]

| Subject  | Clinton | Columbia | Crawford | Cumberland | Dauphin | Dela-ware | Elk   | Erie   | Fay-ette | Forest | Frank-lin | Ful-ton | Greene | Hunt-ington | Indi-ana | Jef-ferson | Juni-ata |  |
|--|---------|----------|----------|------------|---------|-----------|-------|--------|----------|--------|-----------|---------|--------|-------------|----------|------------|----------|--|
| Total dwelling units.....  | 10,218  | 13,763   | 20,081   | 25,711     | 56,476  | 116,010   | 8,907 | 59,712 | 48,881   | 2,557  | 18,770    | 1,461   | 9,617  | 10,180      | 17,634   | 12,435     | 3,132    |  |
| <b>CONTRACT MONTHLY RENT</b>   |         |          |          |            |         |           |       |        |          |        |           |         |        |             |          |            |          |  |
| Renter-occupied dwelling units.....  | 4,144   | 5,090    | 7,257    | 9,261      | 24,500  | 32,516    | 2,829 | 22,993 | 22,593   | 416    | 7,771     | 479     | 3,683  | 3,581       | 7,039    | 4,323      | 991      |  |
| Less than \$10.....  | 275     | 170      | 127      | 364        | 421     | 185       | 203   | 161    | 3,613    | 39     | 443       | 76      | 265    | 346         | 617      | 340        | 131      |  |
| \$10 to \$14.....  | 444     | 582      | 255      | 151        | 1,707   | 547       | 238   | 849    | 4,277    | 62     | 941       | 72      | 563    | 423         | 1,610    | 589        | 165      |  |
| \$15 to \$19.....  | 597     | 774      | 516      | 267        | 2,257   | 875       | 301   | 2,078  | 2,859    | 47     | 1,092     | 52      | 477    | 517         | 767      | 425        | 190      |  |
| \$20 to \$24.....  | 596     | 772      | 777      | 818        | 2,168   | 1,462     | 371   | 2,829  | 2,037    | 50     | 952       | 52      | 510    | 367         | 643      | 428        | 99       |  |
| \$25 to \$29.....  | 505     | 690      | 1,121    | 960        | 2,388   | 2,339     | 393   | 3,046  | 1,761    | 55     | 872       | 28      | 520    | 341         | 548      | 439        | 76       |  |
| \$30 to \$34.....  | 299     | 443      | 951      | 1,398      | 2,234   | 2,558     | 260   | 2,935  | 1,431    | 23     | 618       | 16      | 289    | 272         | 459      | 312        | 39       |  |
| \$35 to \$39.....  | 309     | 356      | 782      | 1,471      | 2,299   | 3,209     | 233   | 2,234  | 1,041    | 9      | 669       | 17      | 167    | 281         | 386      | 337        | 24       |  |
| \$40 to \$49.....  | 343     | 435      | 1,106    | 1,005      | 4,257   | 5,872     | 280   | 2,817  | 1,379    | 5      | 617       | 17      | 170    | 338         | 546      | 471        | 20       |  |
| \$50 to \$59.....  | 151     | 213      | 456      | 737        | 2,311   | 4,542     | 116   | 1,748  | 732      | 6      | 273       | 5       | 77     | 136         | 294      | 236        | 3        |  |
| \$60 to \$74.....  | 83      | 81       | 196      | 709        | 1,618   | 4,453     | 49    | 1,528  | 409      | ...    | 166       | 1       | 22     | 34          | 129      | 64         | ...      |  |
| \$75 to \$99.....  | 14      | 9        | 48       | 348        | 953     | 2,992     | 6     | 603    | 140      | ...    | 76        | ...     | 14     | 9           | 44       | 8          | 1        |  |
| \$100 or more.....   | 8       | 9        | 12       | 100        | 229     | 909       | 3     | 150    | 47       | 1      | 15        | 3       | 6      | 16          | 15       | 5          | 1        |  |
| Rent free.....   | 414     | 417      | 588      | 708        | 1,158   | 1,472     | 309   | 1,443  | 2,524    | 93     | 765       | 103     | 436    | 398         | 776      | 504        | 154      |  |
| Not reported.....  | 106     | 139      | 322      | 225        | 500     | 1,101     | 67    | 572    | 343      | 26     | 272       | 37      | 167    | 103         | 205      | 165        | 88       |  |
| Median rent..... dollars.....  | 23.66   | 24.30    | 31.48    | 35.20      | 35.04   | 45.97     | 25.94 | 32.10  | 17.95    | 19.55  | 24.18     | 16.57   | 21.80  | 22.96       | 19.77    | 25.01      | 16.57    |  |
| <b>Vacant nonseasonal not dilapidated dwelling units, for rent.....</b>      |         |          |          |            |         |           |       |        |          |        |           |         |        |             |          |            |          |  |
| Less than \$10.....  | 8       | 1        | 3        | 1          | 1       | 1         | ...   | 1      | 12       | ...    | 1         | 3       | 2      | 4           | 8        | 4          | 1        |  |
| \$10 to \$19.....  | 11      | 13       | 20       | 8          | 14      | 7         | 2     | 20     | 36       | 3      | 6         | 7       | 18     | 14          | 28       | 10         | 5        |  |
| \$20 to \$29.....  | 6       | 5        | 51       | 13         | 22      | 17        | ...   | 42     | 24       | 8      | 11        | 1       | 9      | 8           | 20       | 22         | ...      |  |
| \$30 to \$39.....  | 8       | 15       | 54       | 9          | 40      | 53        | 4     | 27     | 23       | 3      | 12        | 1       | 7      | 7           | 12       | 12         | 2        |  |
| \$40 to \$49.....  | 6       | 10       | 28       | 23         | 53      | 42        | ...   | 38     | 16       | ...    | 14        | ...     | 1      | 3           | 13       | 20         | ...      |  |
| \$50 to \$59.....  | 1       | 3        | 12       | 10         | 32      | 70        | 2     | 9      | 6        | ...    | 5         | ...     | 2      | 1           | 11       | 6          | ...      |  |
| \$60 to \$74.....  | 4       | 5        | 5        | 27         | 40      | 74        | ...   | 23     | 6        | ...    | 7         | ...     | ...    | ...         | 5        | 14         | ...      |  |
| \$75 to \$99.....  | 1       | ...      | 9        | 15         | 133     | 121       | ...   | 22     | 2        | ...    | 3         | ...     | ...    | ...         | 3        | 15         | ...      |  |
| \$100 or more.....   | ...     | ...      | 4        | 6          | 6       | 23        | ...   | 17     | ...      | 3      | ...       | ...     | 1      | ...         | 1        | 23         | ...      |  |
| Rent free or not reported.....   | 4       | 15       | 27       | 35         | 71      | 167       | 3     | 69     | 28       | ...    | 39        | ...     | ...    | 4           | 6        | 5          | ...      |  |
| Median rent..... dollars.....  | ...     | ...      | 32.00    | 51.50      | 62.69   | 62.34     | ...   | 42.00  | 25.54    | ...    | ...       | ...     | ...    | ...         | 26.44    | 47.00      | ...      |  |
| <b>GROSS MONTHLY RENT</b>  |         |          |          |            |         |           |       |        |          |        |           |         |        |             |          |            |          |  |
| Renter-occupied dwelling units.....  | 4,144   | 5,090    | 7,257    | 9,261      | 24,500  | 32,516    | 2,829 | 22,993 | 22,593   | 416    | 7,771     | 479     | 3,683  | 3,581       | 7,039    | 4,323      | 991      |  |
| Less than \$10.....  | 54      | 22       | 105      | 57         | 61      | 35        | 38    | 83     | 493      | 10     | 90        | 26      | 91     | 73          | 134      | 57         | 28       |  |
| \$10 to \$14.....  | 135     | 71       | 109      | 180        | 266     | 106       | 95    | 255    | 2,009    | 22     | 229       | 35      | 158    | 168         | 393      | 180        | 49       |  |
| \$15 to \$19.....  | 188     | 193      | 195      | 345        | 552     | 235       | 190   | 511    | 3,503    | 29     | 400       | 45      | 255    | 325         | 881      | 348        | 97       |  |
| \$20 to \$24.....  | 312     | 366      | 354      | 617        | 1,226   | 503       | 238   | 1,109  | 3,145    | 46     | 678       | 54      | 446    | 392         | 1,032    | 492        | 118      |  |
| \$25 to \$29.....  | 491     | 548      | 473      | 823        | 1,912   | 820       | 326   | 1,900  | 2,353    | 56     | 882       | 37      | 480    | 433         | 765      | 404        | 127      |  |
| \$30 to \$34.....  | 545     | 688      | 721      | 853        | 2,530   | 1,401     | 330   | 2,470  | 2,061    | 38     | 958       | 41      | 547    | 360         | 590      | 392        | 102      |  |
| \$35 to \$39.....  | 547     | 703      | 903      | 921        | 2,672   | 2,414     | 354   | 2,825  | 1,594    | 39     | 907       | 27      | 451    | 318         | 475      | 382        | 76       |  |
| \$40 to \$49.....  | 762     | 1,082    | 1,667    | 1,634      | 5,792   | 6,303     | 484   | 4,935  | 2,201    | 36     | 1,423     | 39      | 306    | 537         | 764      | 639        | 94       |  |
| \$50 to \$59.....  | 318     | 523      | 1,018    | 1,205      | 3,553   | 5,811     | 245   | 3,065  | 1,137    | 10     | 630       | 14      | 131    | 287         | 476      | 390        | 32       |  |
| \$60 to \$74.....  | 156     | 245      | 524      | 942        | 2,497   | 6,198     | 110   | 2,072  | 738      | 5      | 329       | 12      | 81     | 94          | 350      | 218        | 8        |  |
| \$75 to \$99.....  | 55      | 51       | 155      | 467        | 1,145   | 3,411     | 30    | 1,026  | 311      | ...    | 131       | 1       | 28     | 30          | 127      | 43         | 2        |  |
| \$100 or more.....   | 12      | 11       | 23       | 162        | 519     | 2,042     | 6     | 194    | 77       | 1      | 26        | 3       | 7      | 8           | 24       | 7          | ...      |  |
| Rent free or not reported.....   | 569     | 587      | 1,010    | 1,055      | 1,815   | 3,237     | 383   | 2,548  | 2,971    | 124    | 1,088     | 145     | 702    | 556         | 1,028    | 771        | 258      |  |
| Median rent..... dollars.....  | 35.07   | 37.09    | 41.08    | 41.38      | 43.17   | 54.36     | 34.58 | 41.67  | 25.90    | 27.98  | 35.08     | 25.45   | 30.05  | 31.19       | 28.20    | 33.26      | 27.43    |  |
| <b>VALUE OF ONE-DWELLING-UNIT STRUCTURES</b>                                 |         |          |          |            |         |           |       |        |          |        |           |         |        |             |          |            |          |  |
| Owner-occupied dwelling units <sup>1</sup> .....                             | 4,127   | 6,357    | 8,201    | 12,837     | 25,026  | 73,560    | 4,639 | 25,322 | 19,487   | 587    | 8,271     | 719     | 4,958  | 4,780       | 8,118    | 6,384      | 1,642    |  |
| Less than \$2,000.....   | 444     | 390      | 343      | 583        | 888     | 403       | 391   | 607    | 3,405    | 122    | 632       | 173     | 390    | 1,122       | 1,380    | 926        | 249      |  |
| \$2,000 to \$2,999.....  | 520     | 643      | 453      | 561        | 1,228   | 471       | 353   | 853    | 2,551    | 91     | 628       | 117     | 627    | 721         | 1,181    | 869        | 207      |  |
| \$3,000 to \$3,999.....  | 575     | 829      | 685      | 829        | 2,022   | 923       | 397   | 1,392  | 2,743    | 116    | 782       | 103     | 935    | 774         | 1,010    | 977        | 211      |  |
| \$4,000 to \$4,999.....  | 493     | 803      | 793      | 956        | 2,134   | 1,421     | 361   | 1,748  | 2,071    | 68     | 809       | 66      | 598    | 538         | 736      | 738        | 177      |  |
| \$5,000 to \$5,999.....  | 490     | 946      | 857      | 1,046      | 2,290   | 2,247     | 474   | 2,258  | 2,118    | 64     | 937       | 50      | 563    | 408         | 718      | 714        | 178      |  |
| \$6,000 to \$7,499.....  | 569     | 1,144    | 1,176    | 1,888      | 3,713   | 8,112     | 770   | 4,763  | 2,226    | 49     | 1,312     | 59      | 593    | 437         | 945      | 720        | 192      |  |
| \$7,500 to \$9,999.....  | 263     | 598      | 1,188    | 2,246      | 5,090   | 20,565    | 770   | 6,060  | 1,736    | 25     | 1,169     | 23      | 415    | 248         | 727      | 481        | 103      |  |
| \$10,000 to \$14,999.....  | 337     | 485      | 1,180    | 2,492      | 4,582   | 24,395    | 737   | 4,410  | 1,441    | 19     | 1,033     | 35      | 374    | 208         | 663      | 329        | 74       |  |
| \$15,000 to \$19,999.....  | 115     | 128      | 310      | 994        | 1,455   | 8,277     | 152   | 1,160  | 372      | 4      | 332       | 7       | 98     | 71          | 188      | 93         | 10       |  |
| \$20,000 or more.....  | 93      | 76       | 197      | 614        | 940     | 4,844     | 92    | 866    | 235      | 5      | 185       | 3       | 71     | 45          | 134      | 40         | 10       |  |
| Not reported.....  | 228     | 315      | 1,019    | 628        | 684     | 1,902     | 142   | 1,205  | 589      | 24     | 452       | 83      | 294    | 208         | 436      | 497        | 231      |  |
| Median value..... dollars.....   | 4,783   | 5,326    | 6,537    | 7,719      | 7,408   | 10,296    | 6,481 | 7,630  | 4,312    | 3,541  | 6,089     | 3,222   | 4,585  | 3,522       | 4,317    | 4,182      | 4,168    |  |
| <b>Vacant nonseasonal not dilapidated dwelling units, for sale only.....</b> |         |          |          |            |         |           |       |        |          |        |           |         |        |             |          |            |          |  |
| Less than \$3,000.....   | 2       | 2        | 7        | 6          | 7       | 1         | 5     | 6      | 9        | 3      | 2         | ...     | 2      | 6           | 16       | 5          | 3        |  |
| \$3,000 to \$3,999.....  | 1       | 2        | 5        | 5          | 5       | 3         | 1     | 4      | 5        | ...    | 1         | ...     | 2      | 6           | 2        | 4          | 1        |  |
| \$4,000 to \$4,999.....  | 1       | 1        | 5        | 4          | 10      | 3         | ...   | 3      | 3        | ...    | 1         | ...     | ...    | 4           | 7        | 1          | ...      |  |
| \$5,000 to \$7,499.....  | 1       | 3        | 11       | 6          | 11      | 39        | ...   | 36     | 13       | 2      | 6         | ...     | 1      | 1           | 4        | 5          | 2        |  |
| \$7,500 to \$9,999.....  | 1       | 3        | 8        | 6          | 33      | 256       | 2     | 41     | 14       | ...    | 9         | ...     | 5      | 2           | 1        | 1          | 3        |  |
| \$10,000 to \$14,999.....  | 1       | 5        | 6        | 8          | 25      | 228       | 3     | 39     | 1        | 1      | 10        | ...     | 1      | ...         | 5        | ...        | ...      |  |
| \$15,000 or more.....  | ...     | 1        | 1        | 8          | 9       | 118       | 1     | 13     | 2        | ...    | 1         | ...     | ...    | ...         | 4        | ...        | ...      |  |
| Not reported.....  | 2       | 6        | 7        | 12         | 19      | 57        | ...   | 29     | 4        | ...    | 10        | ...     | ...    | 2           | 3        | 2          | ...      |  |
| Median value..... dollars.....   | ...     | ...      | ...      | ...        | 8,738   | 10,432    | ...   | 8,791  | ...      | ...    | ...       | ...     | ...    | ...         | ...      | ...        | ...      |  |
| <b>MORTGAGE STATUS</b>   |         |          |          |            |         |           |       |        |          |        |           |         |        |             |          |            |          |  |
| Owner-occupied dwelling units <sup>1</sup> .....                             | 4,957   | 7,417    | 9,529    | 14,381     | 28,285  | 77,315    | 5,372 | 31,464 | 23,733   | 671    | 9,554     | 770     | 5,428  | 5,223       | 9,187    | 7,022      | 1,759    |  |
| Mortgaged.....   | 1,376   | 1,982    | 2,729    | 5,693      | 10,909  | 47,291    | 1,538 | 11,936 | 5,210    | 122    | 2,556     | 97      | 2,182  | 1,172       | 2,249    | 1,397      | 310      |  |
| Not mortgaged.....   | 3,581   | 5,435    | 6,800    | 8,690      | 17,376  | 30,024    | 3,834 | 19,528 | 18,523   | 549    | 6,998     | 673     | 3,246  | 4,051       | 6,938    | 5,625      | 1,449    |  |
| Not reported.....  | 240     | 331      | 1,108    | 549        | 642     | 1,651     | 174   | 1,490  | 651      | 33     | 358       | 84      | 324    | 249         | 449      | 499        | 248      |  |

Table 28.—FINANCIAL CHARACTERISTICS OF URBAN AND RURAL-NONFARM DWELLING UNITS, FOR COUNTIES: 1950—Con.

[Median not shown where base is less than 100]

| Subject  | Lackawanna | Lancaster | Lawrence | Lebanon | Lehigh | Luzerne | Lycoming | McKean | Mercer | Mifflin | Monroe | Montgomery | Monroe | Northampton | Northumberland | Perry | Philadelphia |
|--|------------|-----------|----------|---------|--------|---------|----------|--------|--------|---------|--------|------------|--------|-------------|----------------|-------|--------------|
| Total dwelling units.....  | 72,704     | 57,873    | 27,831   | 21,438  | 54,380 | 107,956 | 28,773   | 16,545 | 27,523 | 11,861  | 13,004 | 92,495     | 3,070  | 49,893      | 31,940         | 5,554 | 599,495      |
| <b>CONTRACT MONTHLY RENT</b>   |            |           |          |         |        |         |          |        |        |         |        |            |        |             |                |       |              |
| Renter-occupied dwelling units.....  | 33,823     | 23,148    | 9,453    | 8,829   | 20,198 | 48,879  | 11,684   | 5,936  | 8,529  | 4,860   | 3,554  | 25,909     | 1,277  | 19,018      | 12,282         | 1,689 | 256,663      |
| Less than \$10.....  | 461        | 687       | 255      | 290     | 324    | 988     | 234      | 202    | 185    | 177     | 66     | 218        | 69     | 411         | 424            | 236   | 1,224        |
| \$10 to \$14.....  | 2,773      | 1,980     | 730      | 892     | 1,093  | 4,318   | 808      | 360    | 562    | 450     | 180    | 868        | 225    | 906         | 1,702          | 322   | 6,762        |
| \$15 to \$19.....  | 5,969      | 3,036     | 893      | 1,522   | 1,756  | 8,278   | 1,344    | 477    | 821    | 753     | 219    | 1,373      | 228    | 1,804       | 2,522          | 222   | 12,378       |
| \$20 to \$24.....  | 5,256      | 3,029     | 960      | 1,175   | 1,907  | 7,671   | 1,455    | 543    | 1,023  | 673     | 254    | 1,603      | 147    | 2,243       | 1,991          | 150   | 25,791       |
| \$25 to \$29.....  | 5,045      | 3,197     | 1,127    | 1,135   | 2,330  | 7,173   | 1,651    | 707    | 1,113  | 651     | 385    | 2,423      | 124    | 2,689       | 1,537          | 130   | 35,581       |
| \$30 to \$34.....  | 3,434      | 2,265     | 1,148    | 771     | 2,073  | 4,806   | 1,371    | 680    | 950    | 483     | 388    | 2,162      | 82     | 2,331       | 859            | 85    | 30,360       |
| \$35 to \$39.....  | 2,648      | 1,971     | 961      | 719     | 2,407  | 3,764   | 1,145    | 665    | 803    | 395     | 399    | 2,250      | 78     | 2,518       | 672            | 76    | 28,303       |
| \$40 to \$49.....  | 2,976      | 2,201     | 1,194    | 873     | 3,152  | 4,359   | 1,428    | 850    | 1,114  | 486     | 560    | 3,743      | 107    | 1,964       | 697            | 66    | 45,051       |
| \$50 to \$59.....  | 1,400      | 1,097     | 649      | 432     | 1,573  | 2,293   | 665      | 473    | 580    | 179     | 324    | 2,585      | 35     | 919         | 316            | 21    | 24,132       |
| \$60 to \$74.....  | 872        | 698       | 300      | 181     | 971    | 1,266   | 389      | 177    | 234    | 83      | 215    | 2,165      | 26     | 1,147       | 193            | 4     | 17,474       |
| \$75 to \$99.....  | 472        | 326       | 146      | 65      | 748    | 650     | 91       | 61     | 72     | 18      | 53     | 2,030      | 3      | 467         | 64             | ...   | 10,749       |
| \$100 or more.....   | 204        | 113       | 47       | 13      | 178    | 197     | 33       | 23     | 22     | 8       | 18     | 1,253      | 2      | 100         | 28             | 2     | 5,451        |
| Rent free.....   | 1,628      | 1,852     | 780      | 582     | 1,284  | 2,322   | 788      | 576    | 774    | 409     | 387    | 1,935      | 87     | 1,244       | 945            | 312   | 5,382        |
| Not reported.....  | 685        | 696       | 263      | 179     | 402    | 794     | 282      | 142    | 276    | 95      | 106    | 1,281      | 64     | 275         | 332            | 63    | 8,025        |
| Median rent..... dollars.....  | 25.78      | 26.95     | 30.55    | 25.18   | 33.95  | 25.63   | 28.94    | 31.85  | 29.69  | 25.46   | 34.98  | 40.70      | 20.89  | 30.99       | 21.65          | 16.73 | 36.18        |
| <b>Vacant nonseasonal not dilapidated dwelling units, for rent.....</b>      |            |           |          |         |        |         |          |        |        |         |        |            |        |             |                |       |              |
|  | 317        | 253       | 127      | 94      | 252    | 397     | 117      | 177    | 68     | 91      | 85     | 335        | 19     | 218         | 64             | 18    | 4,836        |
| Less than \$10.....  | 5          | 8         | 2        | 2       | 3      | 4       | 1        | 2      | ...    | 3       | 1      | 1          | ...    | 1           | 2              | 4     | 17           |
| \$10 to \$19.....  | 39         | 30        | 15       | 9       | 13     | 54      | 8        | 10     | 2      | 9       | 11     | 7          | 1      | 15          | 14             | 6     | 116          |
| \$20 to \$29.....  | 57         | 44        | 19       | 14      | 21     | 79      | 18       | 24     | 11     | 22      | 12     | 23         | 3      | 27          | 17             | 3     | 566          |
| \$30 to \$39.....  | 51         | 41        | 24       | 17      | 37     | 83      | 24       | 44     | 18     | 20      | 10     | 34         | 1      | 38          | 7              | 2     | 725          |
| \$40 to \$49.....  | 30         | 29        | 19       | 19      | 21     | 45      | 24       | 30     | 13     | 7       | 8      | 38         | 1      | 41          | 9              | 1     | 798          |
| \$50 to \$59.....  | 15         | 21        | 14       | 5       | 29     | 21      | 19       | 25     | 6      | 9       | 10     | 21         | ...    | 11          | 3              | ...   | 486          |
| \$60 to \$74.....  | 11         | 14        | 7        | 4       | 9      | 17      | 6        | 16     | 5      | 5       | 11     | 5          | 1      | 17          | 3              | ...   | 471          |
| \$75 to \$99.....  | 22         | 15        | 8        | 2       | 73     | 12      | 3        | 4      | ...    | 1       | 4      | 70         | ...    | 25          | ...            | ...   | 382          |
| \$100 or more.....   | 4          | 9         | 11       | 2       | 9      | 2       | 1        | 5      | ...    | 1       | 9      | 26         | ...    | 4           | 1              | ...   | 203          |
| Rent free or not reported.....   | 63         | 42        | 8        | 20      | 37     | 80      | 13       | 17     | 13     | 14      | 9      | 64         | 12     | 39          | 8              | 2     | 1,072        |
| Median rent..... dollars.....  | 30.53      | 35.70     | 39.25    | ...     | 53.81  | 31.89   | 39.92    | 39.50  | ...    | ...     | ...    | 62.88      | ...    | 41.57       | ...            | ...   | 45.24        |
| <b>GROSS MONTHLY RENT</b>  |            |           |          |         |        |         |          |        |        |         |        |            |        |             |                |       |              |
| Renter-occupied dwelling units.....  | 33,823     | 23,148    | 9,453    | 8,829   | 20,198 | 48,879  | 11,684   | 5,936  | 8,529  | 4,860   | 3,554  | 25,909     | 1,277  | 19,018      | 12,282         | 1,689 | 256,663      |
| Less than \$10.....  | 55         | 130       | 47       | 54      | 74     | 91      | 56       | 25     | 39     | 26      | 21     | 55         | 6      | 65          | 64             | 41    | 432          |
| \$10 to \$14.....  | 277        | 330       | 204      | 120     | 199    | 345     | 169      | 130    | 124    | 84      | 36     | 167        | 24     | 214         | 222            | 80    | 1,872        |
| \$15 to \$19.....  | 980        | 722       | 396      | 353     | 445    | 1,171   | 350      | 318    | 290    | 193     | 83     | 323        | 68     | 429         | 522            | 149   | 4,682        |
| \$20 to \$24.....  | 2,383      | 1,455     | 693      | 711     | 1,016  | 2,799   | 609      | 397    | 542    | 343     | 143    | 625        | 174    | 1,095       | 999            | 215   | 10,942       |
| \$25 to \$29.....  | 4,203      | 2,314     | 918      | 1,182   | 1,536  | 5,189   | 963      | 453    | 806    | 497     | 194    | 1,198      | 175    | 2,016       | 1,588          | 202   | 19,079       |
| \$30 to \$34.....  | 4,936      | 2,913     | 1,029    | 1,287   | 2,167  | 6,953   | 1,427    | 556    | 984    | 612     | 285    | 1,709      | 159    | 2,717       | 1,804          | 152   | 28,222       |
| \$35 to \$39.....  | 4,676      | 2,994     | 1,107    | 1,180   | 2,513  | 6,792   | 1,499    | 668    | 1,017  | 669     | 285    | 2,093      | 132    | 2,603       | 1,752          | 147   | 33,447       |
| \$40 to \$49.....  | 7,182      | 4,651     | 1,996    | 1,798   | 4,691  | 10,894  | 2,703    | 1,193  | 1,770  | 1,089   | 695    | 4,639      | 228    | 4,336       | 2,406          | 197   | 61,605       |
| \$50 to \$59.....  | 3,578      | 2,491     | 1,010    | 842     | 2,669  | 6,105   | 1,572    | 801    | 1,051  | 528     | 617    | 3,694      | 83     | 1,943       | 931            | 74    | 34,709       |
| \$60 to \$74.....  | 1,920      | 1,452     | 585      | 356     | 1,739  | 3,513   | 818      | 486    | 529    | 229     | 502    | 3,368      | 47     | 1,157       | 464            | 31    | 23,383       |
| \$75 to \$99.....  | 801        | 596       | 228      | 112     | 1,006  | 1,290   | 256      | 138    | 170    | 64      | 137    | 2,487      | 5      | 659         | 134            | 6     | 12,193       |
| \$100 or more.....   | 294        | 210       | 63       | 28      | 333    | 324     | 56       | 32     | 41     | 13      | 36     | 1,501      | 3      | 199         | 46             | 2     | 6,392        |
| Rent free or not reported.....   | 2,538      | 2,890     | 1,177    | 806     | 1,810  | 3,413   | 1,206    | 739    | 1,166  | 513     | 520    | 4,050      | 173    | 1,585       | 1,350          | 393   | 19,705       |
| Median rent..... dollars.....  | 37.50      | 38.28     | 38.34    | 35.79   | 42.15  | 39.05   | 40.11    | 39.93  | 38.91  | 37.63   | 46.26  | 49.83      | 32.80  | 38.69       | 35.26          | 28.53 | 42.71        |
| <b>VALUE OF ONE-DWELLING-UNIT STRUCTURES</b>                                 |            |           |          |         |        |         |          |        |        |         |        |            |        |             |                |       |              |
| Owner-occupied dwelling units <sup>1</sup> .....                             | 23,338     | 27,299    | 14,601   | 9,330   | 27,801 | 38,320  | 12,253   | 8,345  | 15,465 | 5,128   | 4,026  | 26,143     | 1,430  | 24,561      | 14,747         | 2,844 | 278,577      |
| Less than \$2,000.....   | 1,003      | 743       | 423      | 377     | 396    | 1,717   | 570      | 546    | 420    | 485     | 106    | 382        | 106    | 388         | 739            | 390   | 2,051        |
| \$2,000 to \$2,999.....  | 1,707      | 832       | 543      | 564     | 679    | 2,823   | 741      | 677    | 650    | 529     | 97     | 492        | 128    | 787         | 1,335          | 361   | 5,839        |
| \$3,000 to \$3,999.....  | 3,005      | 1,468     | 1,000    | 1,154   | 1,407  | 5,047   | 1,181    | 913    | 1,221  | 804     | 222    | 882        | 237    | 1,558       | 2,419          | 467   | 17,647       |
| \$4,000 to \$4,999.....  | 2,968      | 1,951     | 1,471    | 1,226   | 2,062  | 5,206   | 1,437    | 915    | 1,333  | 652     | 273    | 1,528      | 220    | 2,323       | 2,901          | 357   | 28,404       |
| \$5,000 to \$5,999.....  | 3,318      | 2,475     | 1,853    | 1,259   | 2,426  | 5,479   | 1,334    | 1,057  | 1,956  | 639     | 389    | 2,299      | 213    | 2,904       | 2,292          | 345   | 36,033       |
| \$6,000 to \$7,499.....  | 3,814      | 4,819     | 2,918    | 1,632   | 4,897  | 7,040   | 2,137    | 1,356  | 2,972  | 778     | 723    | 5,863      | 196    | 5,153       | 2,314          | 352   | 62,948       |
| \$7,500 to \$9,999.....  | 2,809      | 5,434     | 2,970    | 1,378   | 6,625  | 4,349   | 1,710    | 1,046  | 2,721  | 507     | 752    | 10,645     | 98     | 5,078       | 1,300          | 191   | 70,095       |
| \$10,000 to \$14,999.....  | 2,492      | 5,342     | 2,145    | 998     | 5,854  | 3,571   | 1,467    | 938    | 2,201  | 365     | 768    | 15,811     | 88     | 3,921       | 926            | 134   | 35,399       |
| \$15,000 to \$19,999.....  | 793        | 1,867     | 553      | 289     | 1,561  | 1,087   | 491      | 385    | 573    | 129     | 238    | 6,491      | 21     | 1,113       | 260            | 33    | 6,050        |
| \$20,000 or more.....  | 560        | 1,257     | 273      | 198     | 1,074  | 924     | 297      | 299    | 288    | 94      | 189    | 9,289      | 12     | 794         | 188            | 13    | 4,370        |
| Not reported.....  | 869        | 1,111     | 452      | 255     | 820    | 1,077   | 688      | 213    | 930    | 146     | 269    | 2,461      | 111    | 542         | 473            | 201   | 9,741        |
| Median value..... dollars.....   | 5,719      | 7,821     | 6,867    | 5,916   | 8,063  | 5,649   | 6,174    | 5,910  | 6,701  | 4,983   | 7,678  | 11,452     | 4,807  | 7,129       | 5,012          | 4,240 | 7,009        |
| <b>Vacant nonseasonal not dilapidated dwelling units, for sale only.....</b> |            |           |          |         |        |         |          |        |        |         |        |            |        |             |                |       |              |
|  | 81         | 177       | 60       | 74      | 160    | 150     | 41       | 37     | 43     | 26      | 27     | 398        | 5      | 183         | 78             | 7     | 2,527        |
| Less than \$3,000.....   | 7          | 11        | 3        | 9       | 4      | 18      | 5        | 2      | 3      | 5       | 2      | 5          | ...    | 8           | 9              | 1     | 76           |
| \$3,000 to \$3,999.....  | 13         | 5         | 1        | 6       | 2      | 15      | 1        | 1      | 2      | 4       | 1      | 9          | ...    | 9           | 17             | 1     | 127          |
| \$4,000 to \$4,999.....  | 5          | 11        | 4        | 4       | 5      | 10      | 4        | ...    | ...    | 4       | ...    | 8          | ...    | 6           | 7              | 2     | 171          |
| \$5,000 to \$7,499.....  | 19         | 36        | 5        | 20      | 16     | 43      | 12       | 11     | 5      | 8       | 4      | 21         | 1      | 27          | 15             | 1     | 542          |
| \$7,500 to \$9,999.....  | 9          | 37        | 20       | 16      | 38     | 25      | 2        | 10     | 8      | 7       | 6      | 174        | ...    | 78          | 9              | ...   | 757          |
| \$10,000 to \$14,999.....  | 8          | 33        | 17       | 10      | 56     | 19      | 4        | 6      | 7      | 1       | 5      | 77         | ...    | 29          | 8              | ...   | 338          |
| \$15,000 or more.....  | 3          | 24        | 8        | 6       | 21     | 1       | 2        | 6      | 3      | 1       | 3      | 33         | ...    | 13          | 3              | 2     | 203          |
| Not reported.....  | 17         | 20        | 2        | 3       | 18     | 19      | 11       | 1      | 15     | 1       | 3      | 33         | 3      | 13          | 10             | ...   | 313          |
| Median value..... dollars.....   | ...        | 8,497     | ...      | ...     | 10,486 | 5,986   | ...      | ...    | ...    |         |        |            |        |             |                |       |              |

Table 28.—FINANCIAL CHARACTERISTICS OF URBAN AND RURAL-NONFARM DWELLING UNITS, FOR COUNTIES: 1950—Con.

(Median not shown where base is less than 100)

| Subject  | Pike  | Potter | Schuyl-kill | Snyder | Somer-set | Sulli-van | Susque-hanna | Tioga | Union | Ve-nango | War-ren | Wash-ington | Wayne | West-more-land | Wyo-ming | York   |
|--|-------|--------|-------------|--------|-----------|-----------|--------------|-------|-------|----------|---------|-------------|-------|----------------|----------|--------|
| Total dwelling units.....  | 5,450 | 4,645  | 54,018      | 4,616  | 19,594    | 1,792     | 7,256        | 8,236 | 5,049 | 17,016   | 11,358  | 55,425      | 7,171 | 84,912         | 4,641    | 53,178 |
| <b>CONTRACT MONTHLY RENT</b>   |       |        |             |        |           |           |              |       |       |          |         |             |       |                |          |        |
| Renter-occupied dwelling units.....  | 633   | 1,248  | 20,674      | 1,567  | 7,815     | 396       | 2,195        | 2,990 | 2,030 | 5,869    | 3,312   | 23,419      | 2,024 | 31,779         | 1,285    | 19,103 |
| Less than \$10.....  | 25    | 102    | 1,044       | 172    | 1,090     | 66        | 132          | 353   | 125   | 211      | 114     | 985         | 93    | 1,228          | 124      | 536    |
| \$10 to \$14.....  | 31    | 156    | 3,005       | 292    | 1,683     | 62        | 300          | 313   | 237   | 513      | 253     | 2,595       | 171   | 3,361          | 148      | 1,903  |
| \$15 to \$19.....  | 56    | 143    | 4,043       | 278    | 1,042     | 44        | 403          | 331   | 334   | 767      | 463     | 3,366       | 249   | 3,663          | 165      | 2,659  |
| \$20 to \$24.....  | 59    | 152    | 2,921       | 208    | 750       | 26        | 255          | 335   | 229   | 806      | 492     | 3,177       | 275   | 3,776          | 172      | 2,354  |
| \$25 to \$29.....  | 57    | 149    | 2,371       | 118    | 617       | 36        | 242          | 310   | 194   | 834      | 512     | 3,031       | 253   | 3,996          | 155      | 2,294  |
| \$30 to \$34.....  | 62    | 89     | 1,454       | 65     | 454       | 12        | 154          | 190   | 128   | 550      | 305     | 2,125       | 178   | 2,979          | 100      | 1,946  |
| \$35 to \$39.....  | 54    | 71     | 1,249       | 44     | 310       | 8         | 125          | 172   | 117   | 426      | 213     | 1,766       | 168   | 2,688          | 83       | 1,539  |
| \$40 to \$49.....  | 55    | 55     | 1,300       | 57     | 297       | 8         | 129          | 203   | 173   | 569      | 274     | 2,039       | 158   | 3,158          | 67       | 2,105  |
| \$50 to \$59.....  | 25    | 12     | 670         | 26     | 154       | 7         | 45           | 78    | 85    | 241      | 130     | 889         | 57    | 1,647          | 21       | 948    |
| \$60 to \$74.....  | 11    | 1      | 273         | 24     | 79        | ...       | 15           | 16    | 32    | 130      | 50      | 451         | 14    | 773            | 4        | 522    |
| \$75 to \$99.....  | 12    | ...    | 140         | 17     | 13        | 2         | 7            | 2     | 7     | 41       | 15      | 170         | 4     | 284            | ...      | 281    |
| \$100 or more.....   | 4     | 2      | 78          | 1      | 13        | 3         | 1            | 3     | 2     | 7        | ...     | 61          | 3     | 112            | 3        | 89     |
| Rent free.....   | 155   | 222    | 1,627       | 208    | 1,077     | 93        | 308          | 602   | 235   | 583      | 365     | 2,254       | 340   | 3,614          | 201      | 1,547  |
| Not reported.....  | 27    | 94     | 1,499       | 57     | 236       | 29        | 79           | 82    | 132   | 191      | 126     | 510         | 61    | 500            | 42       | 380    |
| Median rent..... dollars.....  | 29.28 | 21.64  | 21.52       | 17.86  | 16.79     | 15.52     | 20.85        | 21.83 | 22.46 | 26.00    | 25.36   | 24.84       | 24.96 | 26.76          | 21.94    | 26.98  |
| <b>Vacant nonseasonal not dilapidated dwelling units, for rent.....</b>      |       |        |             |        |           |           |              |       |       |          |         |             |       |                |          |        |
| Less than \$10.....  | 19    | 29     | 192         | 12     | 77        | 6         | 76           | 84    | 8     | 82       | 53      | 312         | 38    | 563            | 27       | 212    |
| \$10 to \$19.....  | ...   | ...    | 7           | 1      | 10        | 3         | 7            | 3     | ...   | ...      | ...     | 16          | 2     | 5              | 1        | 1      |
| \$20 to \$29.....  | ...   | ...    | 49          | 5      | 26        | 1         | 19           | 18    | ...   | ...      | 3       | 45          | 10    | 65             | 6        | 28     |
| \$30 to \$39.....  | ...   | ...    | 20          | 2      | 12        | ...       | 20           | 22    | 5     | 16       | 3       | 71          | 8     | 83             | 9        | 43     |
| \$40 to \$49.....  | ...   | ...    | 30          | ...    | ...       | 1         | 13           | 16    | 1     | 13       | 11      | 62          | 10    | 90             | 6        | 39     |
| \$50 to \$59.....  | ...   | ...    | 11          | 2      | 6         | ...       | 10           | 10    | ...   | 19       | 12      | 37          | 3     | 74             | 1        | 28     |
| \$60 to \$74.....  | ...   | ...    | 23          | ...    | 4         | ...       | 1            | 4     | ...   | 12       | 5       | 26          | 1     | 40             | 2        | 22     |
| \$75 to \$99.....  | ...   | ...    | 4           | ...    | 2         | ...       | 3            | 1     | ...   | 5        | 3       | 16          | ...   | 21             | ...      | 5      |
| \$100 or more.....   | ...   | ...    | 8           | ...    | ...       | ...       | 1            | 1     | 1     | 2        | 1       | 5           | ...   | 125            | 1        | 13     |
| Rent free or not reported.....   | ...   | ...    | 4           | ...    | ...       | ...       | 1            | 2     | ...   | ...      | 3       | 2           | ...   | 7              | 1        | 7      |
| Median rent..... dollars.....  | ...   | ...    | 30.27       | ...    | ...       | ...       | ...          | ...   | ...   | ...      | ...     | 30.88       | ...   | 41.12          | ...      | 34.27  |
| <b>GROSS MONTHLY RENT</b>  |       |        |             |        |           |           |              |       |       |          |         |             |       |                |          |        |
| Renter-occupied dwelling units.....  | 633   | 1,248  | 20,674      | 1,567  | 7,815     | 396       | 2,195        | 2,990 | 2,030 | 5,869    | 3,312   | 23,419      | 2,024 | 31,779         | 1,285    | 19,103 |
| Less than \$10.....  | 6     | 20     | 128         | 51     | 220       | 9         | 25           | 68    | 20    | 72       | 41      | 305         | 15    | 298            | 13       | 93     |
| \$10 to \$14.....  | 10    | 58     | 368         | 79     | 528       | 14        | 71           | 128   | 46    | 150      | 69      | 732         | 56    | 884            | 36       | 300    |
| \$15 to \$19.....  | 23    | 89     | 1,131       | 131    | 1,188     | 45        | 127          | 234   | 124   | 268      | 130     | 1,539       | 95    | 1,978          | 84       | 751    |
| \$20 to \$24.....  | 28    | 137    | 1,918       | 191    | 1,202     | 33        | 208          | 255   | 164   | 546      | 258     | 2,464       | 141   | 3,073          | 125      | 1,539  |
| \$25 to \$29.....  | 38    | 112    | 2,816       | 200    | 938       | 43        | 261          | 309   | 189   | 764      | 416     | 2,904       | 200   | 3,633          | 135      | 2,336  |
| \$30 to \$34.....  | 49    | 153    | 3,010       | 168    | 675       | 39        | 247          | 304   | 236   | 751      | 487     | 2,967       | 206   | 3,591          | 126      | 2,681  |
| \$35 to \$39.....  | 46    | 109    | 2,625       | 138    | 547       | 14        | 217          | 313   | 234   | 695      | 430     | 2,638       | 232   | 3,443          | 121      | 2,406  |
| \$40 to \$49.....  | 102   | 157    | 3,654       | 204    | 601       | 39        | 357          | 402   | 342   | 939      | 589     | 3,702       | 349   | 5,231          | 210      | 3,768  |
| \$50 to \$59.....  | 67    | 54     | 1,685       | 67     | 313       | 20        | 176          | 174   | 178   | 485      | 218     | 1,697       | 208   | 2,778          | 115      | 1,651  |
| \$60 to \$74.....  | 52    | 35     | 787         | 37     | 161       | 7         | 77           | 69    | 94    | 245      | 111     | 1,039       | 80    | 1,686          | 45       | 909    |
| \$75 to \$99.....  | 9     | ...    | 261         | 24     | 28        | 4         | 18           | 16    | 16    | 96       | 34      | 358         | 22    | 599            | 8        | 400    |
| \$100 or more.....   | 8     | 1      | 121         | 7      | 18        | 3         | 4            | 6     | 3     | 22       | 3       | 110         | 4     | 181            | 3        | 139    |
| Rent free or not reported.....   | 195   | 323    | 2,340       | 270    | 1,396     | 126       | 407          | 712   | 384   | 836      | 526     | 2,964       | 416   | 4,404          | 254      | 2,110  |
| Median rent..... dollars.....  | 41.36 | 31.02  | 34.44       | 29.41  | 24.88     | 28.45     | 33.59        | 31.88 | 35.44 | 34.27    | 34.42   | 33.35       | 36.46 | 34.83          | 34.00    | 36.11  |
| <b>VALUE OF ONE-DWELLING-UNIT STRUCTURES</b>                                 |       |        |             |        |           |           |              |       |       |          |         |             |       |                |          |        |
| Owner-occupied dwelling units <sup>1</sup> .....                             | 1,505 | 2,066  | 25,609      | 2,244  | 8,326     | 735       | 2,847        | 3,774 | 2,101 | 8,372    | 5,643   | 24,033      | 2,738 | 38,858         | 1,685    | 26,322 |
| Less than \$2,000.....   | 63    | 323    | 2,285       | 200    | 1,139     | 188       | 359          | 543   | 177   | 600      | 379     | 1,539       | 164   | 2,552          | 172      | 613    |
| \$2,000 to \$2,999.....  | 88    | 328    | 2,678       | 287    | 1,026     | 133       | 454          | 495   | 231   | 735      | 501     | 2,120       | 211   | 2,905          | 183      | 901    |
| \$3,000 to \$3,999.....  | 125   | 395    | 3,598       | 369    | 1,067     | 122       | 482          | 536   | 252   | 1,156    | 680     | 2,980       | 314   | 3,799          | 246      | 1,807  |
| \$4,000 to \$4,999.....  | 141   | 277    | 3,715       | 312    | 875       | 51        | 349          | 464   | 219   | 1,089    | 697     | 2,673       | 311   | 4,153          | 220      | 2,383  |
| \$5,000 to \$5,999.....  | 204   | 199    | 3,733       | 228    | 942       | 62        | 354          | 432   | 234   | 1,120    | 783     | 3,001       | 345   | 4,882          | 241      | 2,922  |
| \$6,000 to \$7,499.....  | 278   | 172    | 3,812       | 277    | 1,035     | 50        | 285          | 424   | 291   | 1,380    | 970     | 3,699       | 408   | 6,423          | 216      | 5,217  |
| \$7,500 to \$9,999.....  | 205   | 96     | 2,180       | 227    | 807       | 23        | 157          | 313   | 222   | 858      | 648     | 3,068       | 287   | 5,705          | 147      | 5,562  |
| \$10,000 to \$14,999.....  | 177   | 75     | 1,486       | 168    | 611       | 33        | 126          | 189   | 219   | 730      | 457     | 2,702       | 244   | 5,108          | 114      | 3,943  |
| \$15,000 to \$19,999.....  | 61    | 22     | 448         | 44     | 126       | 4         | 20           | 45    | 77    | 197      | 101     | 766         | 61    | 1,384          | 11       | 1,231  |
| \$20,000 or more.....  | 64    | 10     | 402         | 24     | 78        | 4         | 25           | 11    | 43    | 127      | 89      | 447         | 47    | 785            | 17       | 865    |
| Not reported.....  | 99    | 169    | 914         | 115    | 620       | 65        | 236          | 322   | 136   | 380      | 338     | 1,038       | 346   | 1,162          | 118      | 878    |
| Median value..... dollars.....   | 6,392 | 3,703  | 4,873       | 4,641  | 4,660     | 3,065     | 3,980        | 4,278 | 5,392 | 5,321    | 5,455   | 5,678       | 5,518 | 6,080          | 4,780    | 7,128  |
| <b>Vacant nonseasonal not dilapidated dwelling units, for sale only.....</b> |       |        |             |        |           |           |              |       |       |          |         |             |       |                |          |        |
| Less than \$3,000.....   | ...   | 3      | 16          | 1      | 2         | 4         | 10           | 4     | ...   | 4        | 4       | 11          | 3     | 11             | 9        | 10     |
| \$3,000 to \$3,999.....  | ...   | ...    | 9           | 1      | 2         | ...       | 7            | 1     | ...   | 4        | 1       | 6           | 5     | 10             | ...      | 18     |
| \$4,000 to \$4,999.....  | 1     | ...    | 12          | 1      | ...       | ...       | 3            | 2     | ...   | 3        | 2       | 9           | 3     | 16             | 1        | 40     |
| \$5,000 to \$7,499.....  | 1     | 1      | 20          | 1      | 3         | 1         | 7            | 2     | 2     | 3        | 5       | 25          | 2     | 31             | 10       | 40     |
| \$7,500 to \$9,999.....  | 1     | 1      | 5           | 3      | 6         | ...       | 4            | 1     | 3     | 4        | 3       | 12          | 1     | 19             | 1        | 79     |
| \$10,000 to \$14,999.....  | 1     | ...    | 9           | ...    | ...       | ...       | ...          | 2     | 1     | 15       | 4       | 14          | ...   | 22             | 1        | 46     |
| \$15,000 or more.....  | 1     | 1      | 3           | ...    | ...       | ...       | 1            | 1     | ...   | 3        | 1       | 9           | 1     | 12             | 1        | 20     |
| Not reported.....  | ...   | 1      | 21          | ...    | 2         | ...       | ...          | ...   | ...   | 2        | ...     | 4           | 1     | 17             | ...      | 19     |
| Median value..... dollars.....   | ...   | ...    | ...         | ...    | ...       | ...       | ...          | ...   | ...   | ...      | ...     | ...         | ...   | 6,961          | ...      | 8,605  |
| <b>MORTGAGE STATUS</b>   |       |        |             |        |           |           |              |       |       |          |         |             |       |                |          |        |
| Owner-occupied dwelling units <sup>2</sup> .....                             | 1,649 | 2,245  | 28,950      | 2,553  | 10,122    | 782       | 3,367        | 4,301 | 2,439 | 9,661    | 6,403   | 29,356      | 3,178 | 47,450         | 1,854    | 30,024 |
| Mortgaged.....   | 485   | 541    | 6,817       | 563    | 2,117     | 102       | 599          | 932   | 537   | 2,988    | 1,815   | 8,507       | 708   | 14,101         | 408      | 10,792 |
| Not mortgaged.....   | 1,164 | 1,704  | 22,133      | 1,990  | 8,005     | 680       | 2,768        | 3,369 | 1,902 | 6,673    | 4,588   | 20,849      | 2,470 | 33,349         | 1,446    | 19,232 |
| Not reported.....  | 59    | 181    | 783         | 121    | 615       | 81        | 218          | 328   | 141   | 426      | 368     | 1,162       | 358   | 1,288          | 113      | 895    |

<sup>1</sup> Restricted to 1-dwelling-unit properties.  
<sup>2</sup> Restricted to units in 1- to 4-dwelling-unit structures without business.

Table 29.—OCCUPANCY CHARACTERISTICS, TYPE OF STRUCTURE, NUMBER OF ROOMS, CONDITION AND PLUMBING FACILITIES, AND NUMBER OF PERSONS IN RURAL-NONFARM DWELLING UNITS, FOR COUNTIES: 1950

[Percent not shown where less than 0.1; median and percent not shown where base is less than 100]

| Subject   | Adams | Allegheny | Armstrong | Beaver | Bedford | Berks  | Blair | Bradford | Bucks  | Butler | Cambridge | Carbon | Centre | Chester | Clarion | Clearfield |        |
|---|-------|-----------|-----------|--------|---------|--------|-------|----------|--------|--------|-----------|--------|--------|---------|---------|------------|--------|
| Total dwelling units.....                               | 6,155 | 33,808    | 13,236    | 10,929 | 7,557   | 18,822 | 9,185 | 6,475    | 21,860 | 14,124 | 17,639    | 1,265  | 4,679  | 8,876   | 17,661  | 7,265      | 14,457 |
| OCCUPANCY, TENURE, AND RACE                             |       |           |           |        |         |        |       |          |        |        |           |        |        |         |         |            |        |
| Occupied dwelling units.....                            | 5,648 | 32,703    | 12,555    | 10,433 | 6,746   | 17,535 | 8,461 | 5,497    | 19,743 | 13,034 | 17,046    | 807    | 4,173  | 8,217   | 16,515  | 6,725      | 13,513 |
| Owner occupied.....                                     | 3,718 | 23,074    | 8,002     | 6,056  | 4,189   | 11,409 | 5,762 | 3,546    | 14,136 | 9,204  | 10,950    | 578    | 2,484  | 5,305   | 10,202  | 4,347      | 9,403  |
| Percent of total occupied.....                          | 65.8  | 70.6      | 63.7      | 57.2   | 62.1    | 65.1   | 68.1  | 64.5     | 71.6   | 70.6   | 64.2      | 71.6   | 59.5   | 64.6    | 61.8    | 64.6       | 69.6   |
| White.....  | 3,714 | 22,752    | 7,924     | 8,015  | 4,169   | 11,381 | 5,747 | 3,537    | 13,970 | 9,186  | 10,944    | 578    | 2,484  | 5,302   | 9,640   | 4,346      | 9,379  |
| Negro.....  | 1     | 319       | 78        | 40     | 19      | 28     | 14    | 7        | 161    | 14     | 6         | ...    | ...    | 2       | 561     | 1          | 23     |
| Other races.....  | 1     | 3         | 1         | 1      | 1       | 1      | 1     | 2        | 5      | 4      | ...       | ...    | ...    | 1       | 1       | 1          | 1      |
| Renter occupied.....                                    | 1,930 | 9,629     | 4,553     | 2,377  | 2,557   | 6,126  | 2,699 | 1,951    | 5,607  | 3,830  | 6,096     | 229    | 1,689  | 2,912   | 6,313   | 2,378      | 4,110  |
| White.....  | 1,928 | 9,319     | 4,508     | 2,316  | 2,546   | 6,088  | 2,664 | 1,949    | 5,463  | 3,823  | 6,081     | 228    | 1,689  | 2,911   | 5,502   | 2,378      | 4,091  |
| Negro.....  | 2     | 308       | 45        | 61     | 10      | 36     | 35    | 2        | 145    | 7      | 15        | 1      | ...    | 1       | 810     | ...        | 17     |
| Other races.....  | ...   | 2         | ...       | ...    | 1       | ...    | ...   | ...      | ...    | ...    | ...       | ...    | ...    | ...     | 1       | ...        | 2      |
| Nonresident dwelling units.....                         | ...   | 15        | 2         | ...    | 18      | 108    | 4     | 3        | 184    | 11     | 3         | ...    | ...    | 1       | 32      | 5          | 3      |
| Vacant dwelling units.....                              | 507   | 1,090     | 679       | 496    | 793     | 1,179  | 720   | 975      | 1,933  | 1,079  | 590       | 458    | 505    | 650     | 1,114   | 535        | 941    |
| Nonseasonal not dilapidated, for rent or sale.....      | 27    | 207       | 76        | 127    | 30      | 103    | 42    | 84       | 194    | 64     | 75        | 7      | 12     | 58      | 118     | 35         | 67     |
| Percent of total dwelling units.....                    | 0.4   | 0.6       | 0.6       | 1.2    | 0.4     | 0.5    | 0.5   | 1.3      | 0.9    | 0.5    | 0.4       | 0.6    | 0.3    | 0.7     | 0.7     | 0.5        | 0.5    |
| For rent.....   | 22    | 81        | 51        | 85     | 22      | 58     | 24    | 52       | 100    | 42     | 52        | 7      | 10     | 44      | 79      | 25         | 41     |
| For sale only.....                                      | 5     | 126       | 25        | 41     | 8       | 45     | 18    | 32       | 94     | 22     | 23        | ...    | 2      | 14      | 39      | 10         | 26     |
| Nonseasonal not dilapidated, not for rent or sale.....  | 125   | 494       | 216       | 152    | 195     | 505    | 216   | 235      | 755    | 280    | 253       | 33     | 70     | 206     | 625     | 184        | 346    |
| Nonseasonal dilapidated.....                            | 28    | 124       | 78        | 38     | 120     | 69     | 86    | 138      | 103    | 69     | 90        | 15     | 16     | 75      | 137     | 66         | 177    |
| Seasonal.....   | 327   | 265       | 309       | 179    | 448     | 502    | 376   | 518      | 881    | 666    | 172       | 403    | 407    | 311     | 234     | 250        | 351    |
| TYPE OF STRUCTURE                                       |       |           |           |        |         |        |       |          |        |        |           |        |        |         |         |            |        |
| 1 dwelling unit, detached.....                          | 4,841 | 26,305    | 11,233    | 9,588  | 5,851   | 13,103 | 7,800 | 5,293    | 16,577 | 12,136 | 12,991    | 1,192  | 2,727  | 6,942   | 12,569  | 6,062      | 12,469 |
| Other dwelling units.....                               | 1,283 | 7,116     | 1,961     | 1,226  | 1,673   | 5,486  | 1,337 | 1,163    | 4,943  | 1,887  | 4,594     | 70     | 1,946  | 1,711   | 4,827   | 1,176      | 1,965  |
| Trailers.....   | 31    | 387       | 42        | 115    | 33      | 233    | 48    | 19       | 340    | 101    | 54        | 3      | 6      | 223     | 265     | 27         | 23     |
| NUMBER OF ROOMS   |       |           |           |        |         |        |       |          |        |        |           |        |        |         |         |            |        |
| 1 room.....   | 83    | 590       | 214       | 219    | 113     | 313    | 186   | 76       | 375    | 258    | 246       | 116    | 43     | 237     | 242     | 142        | 220    |
| 2 rooms.....  | 213   | 1,651     | 575       | 574    | 461     | 843    | 465   | 145      | 805    | 639    | 910       | 149    | 208    | 592     | 581     | 276        | 624    |
| 3 rooms.....  | 431   | 3,785     | 1,160     | 1,280  | 681     | 1,525  | 799   | 404      | 1,879  | 1,400  | 1,347     | 115    | 298    | 744     | 1,307   | 523        | 1,065  |
| 4 rooms.....  | 893   | 8,497     | 2,526     | 2,648  | 1,264   | 3,578  | 1,504 | 635      | 3,676  | 2,445  | 3,943     | 169    | 742    | 1,257   | 2,654   | 988        | 2,082  |
| 5 rooms.....  | 915   | 7,496     | 2,501     | 2,517  | 1,282   | 3,067  | 1,622 | 889      | 4,121  | 2,868  | 3,483     | 150    | 824    | 1,436   | 2,926   | 1,229      | 2,467  |
| 6 rooms.....  | 1,400 | 7,281     | 3,195     | 2,252  | 1,672   | 4,623  | 2,238 | 1,269    | 4,784  | 3,368  | 4,414     | 213    | 1,365  | 2,177   | 4,199   | 1,754      | 3,964  |
| 7 rooms.....  | 928   | 2,146     | 1,375     | 729    | 855     | 2,335  | 1,070 | 1,046    | 2,543  | 1,387  | 1,460     | 133    | 570    | 1,203   | 2,228   | 1,061      | 1,893  |
| 8 rooms.....  | 702   | 1,124     | 700       | 357    | 607     | 1,274  | 608   | 881      | 964    | 793    | 1,000     | 65     | 319    | 621     | 1,174   | 743        | 1,152  |
| 9 rooms or more.....                                    | 382   | 670       | 305       | 155    | 309     | 948    | 336   | 843      | 1,904  | 431    | 498       | 64     | 237    | 400     | 1,635   | 390        | 606    |
| Not reported.....                                       | 208   | 568       | 285       | 198    | 313     | 316    | 357   | 287      | 809    | 535    | 338       | 91     | 73     | 209     | 715     | 159        | 384    |
| CONDITION AND PLUMBING FACILITIES                       |       |           |           |        |         |        |       |          |        |        |           |        |        |         |         |            |        |
| Total dwelling units.....                               | 6,155 | 33,808    | 13,236    | 10,929 | 7,557   | 18,822 | 9,185 | 6,475    | 21,860 | 14,124 | 17,639    | 1,265  | 4,679  | 8,876   | 17,661  | 7,265      | 14,457 |
| Not dilapidated:  |       |           |           |        |         |        |       |          |        |        |           |        |        |         |         |            |        |
| With priv. toilet and bath, and hot running water.....  | 2,683 | 18,867    | 5,098     | 6,180  | 2,430   | 9,654  | 3,973 | 3,184    | 14,891 | 7,140  | 6,569     | 553    | 2,331  | 3,766   | 11,513  | 3,322      | 5,081  |
| With private toilet and bath, and only cold water.....  | 98    | 807       | 218       | 298    | 108     | 165    | 144   | 141      | 630    | 225    | 348       | 12     | 48     | 80      | 410     | 71         | 228    |
| With running water, lacking private toilet or bath..... | 1,361 | 6,480     | 4,061     | 1,949  | 1,904   | 3,943  | 1,897 | 1,069    | 2,483  | 2,554  | 6,203     | 160    | 1,197  | 2,083   | 2,393   | 1,491      | 4,161  |
| No running water.....                                   | 1,615 | 3,844     | 2,272     | 1,529  | 2,001   | 3,669  | 1,634 | 1,082    | 1,886  | 2,012  | 1,920     | 397    | 688    | 1,568   | 1,565   | 1,631      | 2,429  |
| Dilapidated:  |       |           |           |        |         |        |       |          |        |        |           |        |        |         |         |            |        |
| With priv. toilet and bath, and hot running water.....  | 8     | 517       | 56        | 37     | 22      | 67     | 98    | 82       | 167    | 135    | 108       | 12     | 41     | 80      | 86      | 34         | 147    |
| Lacking hot water, private toilet or bath.....          | 181   | 2,434     | 1,120     | 639    | 717     | 861    | 1,036 | 620      | 807    | 1,324  | 1,813     | 69     | 294    | 877     | 697     | 442        | 1,844  |
| Condition or plumbing facilities not reported.....      | 209   | 859       | 411       | 297    | 375     | 463    | 430   | 297      | 996    | 734    | 678       | 62     | 80     | 422     | 997     | 274        | 567    |
| Renter-occupied dwelling units.....                     | 1,930 | 9,629     | 4,553     | 2,377  | 2,557   | 6,126  | 2,699 | 1,951    | 5,607  | 3,830  | 6,096     | 229    | 1,689  | 2,912   | 6,313   | 2,378      | 4,110  |
| Not dilapidated:  |       |           |           |        |         |        |       |          |        |        |           |        |        |         |         |            |        |
| With priv. toilet and bath, and hot running water.....  | 625   | 3,670     | 1,141     | 897    | 651     | 2,352  | 769   | 812      | 3,530  | 1,502  | 1,469     | 105    | 645    | 992     | 3,525   | 857        | 944    |
| With private toilet and bath, and only cold water.....  | 25    | 174       | 41        | 48     | 36      | 62     | 38    | 33       | 123    | 41     | 120       | 4      | 15     | 27      | 178     | 16         | 54     |
| With running water, lacking private toilet or bath..... | 573   | 2,582     | 1,749     | 565    | 755     | 1,626  | 676   | 407      | 863    | 880    | 2,579     | 42     | 567    | 786     | 1,163   | 596        | 1,252  |
| No running water.....                                   | 572   | 1,499     | 816       | 472    | 699     | 1,519  | 607   | 329      | 517    | 583    | 667       | 42     | 224    | 480     | 714     | 590        | 779    |
| Dilapidated:  |       |           |           |        |         |        |       |          |        |        |           |        |        |         |         |            |        |
| With priv. toilet and bath, and hot running water.....  | 2     | 130       | 19        | 8      | 8       | 23     | 25    | 33       | 46     | 35     | 47        | 3      | 13     | 25      | 33      | 15         | 55     |
| Lacking hot water, private toilet or bath.....          | 85    | 1,310     | 661       | 320    | 343     | 410    | 516   | 288      | 303    | 582    | 999       | 19     | 193    | 434     | 424     | 222        | 870    |
| Condition or plumbing facilities not reported.....      | 48    | 264       | 126       | 67     | 65      | 134    | 68    | 49       | 225    | 207    | 215       | 14     | 32     | 168     | 276     | 82         | 156    |
| NUMBER OF PERSONS                                       |       |           |           |        |         |        |       |          |        |        |           |        |        |         |         |            |        |
| Total occupied dwelling units.....                      | 5,648 | 32,703    | 12,555    | 10,433 | 6,746   | 17,535 | 8,461 | 5,497    | 19,743 | 13,034 | 17,046    | 807    | 4,173  | 8,217   | 16,515  | 6,725      | 13,513 |
| 1 person.....   | 502   | 1,785     | 931       | 554    | 668     | 1,259  | 678   | 714      | 1,374  | 1,070  | 597       | 88     | 250    | 692     | 1,128   | 619        | 1,210  |
| 2 persons.....  | 1,576 | 7,126     | 2,954     | 2,319  | 1,772   | 4,679  | 2,058 | 1,623    | 5,329  | 3,248  | 3,137     | 185    | 947    | 2,106   | 4,070   | 1,688      | 2,999  |
| 3 persons.....  | 1,272 | 7,868     | 2,931     | 2,453  | 1,509   | 4,311  | 1,935 | 1,084    | 4,724  | 2,951  | 4,113     | 178    | 1,001  | 1,870   | 3,849   | 1,552      | 2,890  |
| 4 persons.....  | 1,009 | 7,467     | 2,517     | 2,337  | 1,216   | 3,323  | 1,600 | 925      | 4,233  | 2,598  | 2,624     | 141    | 850    | 1,472   | 3,341   | 1,221      | 2,598  |
| 5 persons.....  | 593   | 4,376     | 1,472     | 1,436  | 716     | 1,918  | 989   | 522      | 2,151  | 1,549  | 1,777     | 112    | 531    | 929     | 2,019   | 785        | 1,632  |
| 6 persons.....  | 323   | 2,100     | 817       | 685    | 398     | 1,005  | 521   | 306      | 1,002  | 848    | 2,378     | 50     | 266    | 540     | 1,035   | 388        | 942    |
| 7 persons.....  | 178   | 1,025     | 461       | 317    | 234     | 502    | 297   | 153      | 468    | 400    | 1,353     | 29     | 151    | 260     | 482     | 220        | 584    |
| 8 persons.....  | 93    | 502       | 242       | 148    | 98      | 245    | 185   | 82       | 240    | 190    | 380       | 12     | 94     | 147     | 270     | 128        | 311    |
| 9 persons.....  | 38    | 223       | 124       | 89     | 67      | 139    | 92    | 46       | 105    | 82     | 252       | 6      | 46     | 99      | 139     | 56         | 164    |
| 10 persons or more.....                                 | 64    | 231       | 106       | 95     | 68      | 154    | 106   | 42       | 117    | 98     | 435       | 6      | 37     | 102     | 182     | 68         | 183    |
| Median number of persons:                               |       |           |           |        |         |        |       |          |        |        |           |        |        |         |         |            |        |
| Total occupied dwelling units.....                      | 3.1   | 3.4       | 3.3       | 3.5    | 3.1     | 3.2    | 3.3   | 2.9      | 3.2    | 3.2    | 3.8       | 3.2    | 3.4    | 3.2     | 3.3     | 3.2        | 3.4    |
| Owner-occupied dwelling units.....                      | 3.0   | 3.5       | 3.3       | 3.5    | 3.1     | 3.1    | 3.3   | 2.9      | 3.2    | 3.3    | 3.8       | 3.2    | 3.4    | 3.2     | 3.3     | 3.2        | 3.4    |
| Renter-occupied dwelling units.....                     | 3.2   | 3.3       | 3.3       | 3.3    | 3.1     | 3.2    | 3.2   | 2.9      | 3.1    | 3.1    | 3.5       | 3.2    | 3.3    | 3.2     | 3.3     | 3.2        | 3.3    |
| PERSONS PER ROOM  |       |           |           |        |         |        |       |          |        |        |           |        |        |         |         |            |        |
| Total occupied dwelling units.....                      |       |           |           |        |         |        |       |          |        |        |           |        |        |         |         |            |        |

Table 29.—OCCUPANCY CHARACTERISTICS, TYPE OF STRUCTURE, NUMBER OF ROOMS, CONDITION AND PLUMBING FACILITIES, AND NUMBER OF PERSONS IN RURAL-NONFARM DWELLING UNITS, FOR COUNTIES: 1950—Con.

[Percent not shown where less than 0.1; median and percent not shown where base is less than 100]

| Subject   | Clin-ton | Colum-bia | Craw-ford | Cumber-land | Dau-phin | Dela-ware | Elk   | Erie   | Fay-ette | Forest | Frank-lin | Ful-ton | Greene | Hunt-ington | Indi-ana | Jef-ferson | Juni-ata |  |
|---|----------|-----------|-----------|-------------|----------|-----------|-------|--------|----------|--------|-----------|---------|--------|-------------|----------|------------|----------|--|
| Total dwelling units.....                               | 5,714    | 6,082     | 10,928    | 8,402       | 9,835    | 10,042    | 3,678 | 10,259 | 31,713   | 2,557  | 8,970     | 1,461   | 7,892  | 6,575       | 11,827   | 6,374      | 3,132    |  |
| OCCUPANCY, TENURE, AND RACE                             |          |           |           |             |          |           |       |        |          |        |           |         |        |             |          |            |          |  |
| Occupied dwelling units.....                            | 5,042    | 5,539     | 8,552     | 7,525       | 9,068    | 9,489     | 3,279 | 8,891  | 30,480   | 1,128  | 8,350     | 1,334   | 7,651  | 5,620       | 11,140   | 5,788      | 2,861    |  |
| Owner occupied.....                                     | 3,372    | 3,797     | 6,011     | 5,127       | 6,168    | 7,083     | 2,344 | 6,606  | 16,380   | 712    | 5,498     | 855     | 4,743  | 3,787       | 6,681    | 3,802      | 1,870    |  |
| Percent of total occupied.....                          | 66.9     | 68.6      | 70.3      | 68.1        | 68.0     | 74.6      | 71.5  | 74.3   | 53.7     | 63.1   | 65.8      | 64.1    | 62.0   | 67.4        | 60.0     | 65.7       | 65.4     |  |
| White.....  | 3,372    | 3,792     | 5,965     | 5,103       | 6,161    | 6,970     | 2,339 | 6,600  | 15,755   | 712    | 5,439     | 843     | 4,683  | 3,779       | 6,647    | 3,800      | 1,862    |  |
| Negro.....  | ...      | 5         | 44        | 24          | 6        | 110       | 5     | 3      | 624      | ...    | 57        | 12      | 60     | 7           | 33       | 2          | 7        |  |
| Other races.....  | ...      | ...       | 2         | ...         | 1        | 3         | ...   | 3      | 1        | ...    | 2         | ...     | ...    | 1           | ...      | ...        | 1        |  |
| Renter occupied.....                                    | 1,670    | 1,742     | 2,541     | 2,398       | 2,900    | 2,406     | 935   | 2,285  | 14,100   | 416    | 2,852     | 479     | 2,908  | 1,833       | 4,459    | 1,986      | 991      |  |
| White.....  | 1,670    | 1,740     | 2,520     | 2,393       | 2,891    | 2,223     | 934   | 2,283  | 13,100   | 415    | 2,823     | 477     | 2,873  | 1,829       | 4,405    | 1,983      | 987      |  |
| Negro.....  | ...      | 1         | 19        | 3           | 6        | 183       | 1     | 2      | 977      | 1      | 28        | 2       | 35     | 4           | 54       | 3          | 7        |  |
| Other races.....  | ...      | 1         | 2         | 2           | 3        | ...       | ...   | ...    | 3        | ...    | 1         | ...     | ...    | ...         | ...      | ...        | 1        |  |
| Nonresident dwelling units.....                         | 7        | 2         | 19        | 5           | 5        | 21        | ...   | 6      | 5        | 3      | ...       | 3       | 3      | 17          | 7        | 3          | 2        |  |
| Vacant dwelling units.....                              | 665      | 541       | 2,357     | 872         | 762      | 532       | 399   | 1,362  | 1,228    | 1,426  | 620       | 124     | 238    | 938         | 680      | 583        | 269      |  |
| Nonseasonal not dilapidated, for rent or sale.....      | 33       | 21        | 129       | 46          | 46       | 141       | 10    | 52     | 110      | 23     | 32        | 16      | 39     | 40          | 77       | 105        | 17       |  |
| Percent of total dwelling units.....                    | 0.6      | 0.3       | 1.2       | 0.5         | 0.5      | 1.4       | 0.3   | 0.5    | 0.3      | 0.9    | 0.4       | 1.1     | 0.7    | 0.6         | 0.7      | 1.6        | 0.5      |  |
| For rent.....   | 30       | 13        | 96        | 30          | 23       | 17        | 4     | 32     | 77       | 17     | 18        | 12      | 29     | 22          | 55       | 94         | 8        |  |
| For sale only.....                                      | 3        | 8         | 33        | 16          | 23       | 124       | 6     | 20     | 33       | 6      | 14        | 4       | 10     | 18          | 22       | 11         | 9        |  |
| Nonseasonal not dilapidated, not for rent or sale.....  | 146      | 129       | 350       | 164         | 296      | 230       | 93    | 314    | 383      | 104    | 193       | 42      | 106    | 210         | 253      | 124        | 108      |  |
| Nonseasonal dilapidated.....                            | 43       | 57        | 146       | 55          | 35       | 46        | 52    | 76     | 214      | 53     | 56        | 21      | 61     | 62          | 190      | 90         | 38       |  |
| Seasonal.....   | 443      | 334       | 1,732     | 607         | 385      | 115       | 244   | 920    | 521      | 1,246  | 339       | 45      | 32     | 626         | 160      | 264        | 106      |  |
| TYPE OF STRUCTURE                                       |          |           |           |             |          |           |       |        |          |        |           |         |        |             |          |            |          |  |
| 1 dwelling unit, detached.....                          | 4,603    | 4,277     | 9,140     | 6,546       | 7,128    | 7,983     | 3,253 | 8,597  | 19,379   | 2,400  | 7,377     | 1,205   | 5,714  | 5,498       | 9,218    | 5,468      | 2,337    |  |
| Other dwelling units.....                               | 1,095    | 1,788     | 1,742     | 1,761       | 2,615    | 1,908     | 410   | 1,508  | 12,256   | 155    | 1,549     | 250     | 2,154  | 1,064       | 2,556    | 876        | 791      |  |
| Trailers.....   | 16       | 17        | 46        | 95          | 92       | 151       | 15    | 154    | 78       | 2      | 44        | 6       | 24     | 13          | 53       | 30         | 4        |  |
| NUMBER OF ROOMS   |          |           |           |             |          |           |       |        |          |        |           |         |        |             |          |            |          |  |
| 1 room.....   | 222      | 48        | 159       | 178         | 113      | 83        | 104   | 210    | 605      | 374    | 105       | 24      | 186    | 154         | 185      | 167        | 46       |  |
| 2 rooms.....  | 305      | 214       | 341       | 382         | 401      | 164       | 152   | 463    | 1,786    | 377    | 426       | 79      | 407    | 381         | 564      | 281        | 160      |  |
| 3 rooms.....  | 399      | 322       | 870       | 778         | 805      | 565       | 243   | 963    | 3,411    | 298    | 736       | 86      | 817    | 580         | 835      | 379        | 173      |  |
| 4 rooms.....  | 808      | 785       | 1,625     | 1,575       | 1,570    | 1,224     | 465   | 1,930  | 10,773   | 337    | 1,363     | 197     | 2,017  | 1,017       | 2,445    | 882        | 375      |  |
| 5 rooms.....  | 853      | 1,038     | 1,996     | 1,446       | 1,743    | 1,641     | 630   | 1,903  | 5,714    | 276    | 1,546     | 228     | 2,022  | 1,240       | 2,236    | 1,086      | 486      |  |
| 6 rooms.....  | 1,572    | 1,906     | 2,125     | 1,943       | 2,539    | 2,952     | 945   | 1,758  | 5,357    | 347    | 2,163     | 331     | 1,246  | 1,486       | 3,211    | 1,682      | 787      |  |
| 7 rooms.....  | 746      | 826       | 1,269     | 945         | 1,274    | 1,196     | 577   | 1,226  | 1,513    | 204    | 1,191     | 229     | 468    | 821         | 1,167    | 825        | 510      |  |
| 8 rooms.....  | 386      | 523       | 823       | 598         | 759      | 759       | 272   | 754    | 1,365    | 169    | 826       | 169     | 335    | 443         | 643      | 570        | 321      |  |
| 9 rooms or more.....                                    | 209      | 288       | 641       | 355         | 422      | 1,224     | 188   | 709    | 483      | 113    | 451       | 73      | 189    | 276         | 368      | 303        | 169      |  |
| Not reported.....                                       | 214      | 132       | 1,079     | 202         | 209      | 234       | 102   | 343    | 706      | 62     | 163       | 45      | 205    | 177         | 173      | 199        | 105      |  |
| CONDITION AND PLUMBING FACILITIES                       |          |           |           |             |          |           |       |        |          |        |           |         |        |             |          |            |          |  |
| Total dwelling units.....                               | 5,714    | 6,082     | 10,928    | 8,402       | 9,835    | 10,042    | 3,678 | 10,259 | 31,713   | 2,557  | 8,970     | 1,461   | 7,892  | 6,575       | 11,827   | 6,374      | 3,132    |  |
| Not dilapidated:  |          |           |           |             |          |           |       |        |          |        |           |         |        |             |          |            |          |  |
| With priv. toilet and bath, and hot running water.....  | 2,655    | 3,074     | 6,431     | 3,692       | 5,111    | 8,333     | 1,744 | 6,087  | 9,619    | 733    | 3,643     | 496     | 3,195  | 2,016       | 3,617    | 2,382      | 1,247    |  |
| With private toilet and bath, and only cold water.....  | 88       | 67        | 268       | 143         | 81       | 179       | 49    | 254    | 703      | 21     | 322       | 19      | 103    | 93          | 180      | 98         | 37       |  |
| With running water, lacking private toilet or bath..... | 1,375    | 1,436     | 1,452     | 1,465       | 2,291    | 554       | 864   | 1,526  | 12,220   | 261    | 1,596     | 270     | 1,765  | 1,879       | 4,398    | 1,632      | 757      |  |
| No running water.....                                   | 877      | 933       | 909       | 2,040       | 1,472    | 391       | 481   | 1,038  | 3,376    | 1,137  | 2,660     | 492     | 1,569  | 1,867       | 1,936    | 1,355      | 706      |  |
| Dilapidated:  |          |           |           |             |          |           |       |        |          |        |           |         |        |             |          |            |          |  |
| With priv. toilet and bath, and hot running water.....  | 53       | 45        | 121       | 39          | 82       | 73        | 75    | 106    | 228      | 38     | 22        | 5       | 62     | 12          | 49       | 48         | 10       |  |
| Lacking hot water, private toilet or bath.....          | 467      | 354       | 554       | 764         | 454      | 223       | 355   | 634    | 4,616    | 319    | 528       | 132     | 899    | 491         | 1,370    | 619        | 268      |  |
| Condition or plumbing facilities not reported.....      | 199      | 153       | 1,193     | 299         | 344      | 289       | 110   | 614    | 951      | 48     | 199       | 47      | 299    | 217         | 277      | 240        | 107      |  |
| Renter-occupied dwelling units.....                     | 1,670    | 1,742     | 2,541     | 2,398       | 2,900    | 2,406     | 935   | 2,285  | 14,100   | 416    | 2,852     | 479     | 2,908  | 1,833       | 4,459    | 1,986      | 991      |  |
| Not dilapidated:  |          |           |           |             |          |           |       |        |          |        |           |         |        |             |          |            |          |  |
| With priv. toilet and bath, and hot running water.....  | 661      | 737       | 1,445     | 900         | 1,148    | 1,670     | 360   | 1,170  | 2,563    | 231    | 921       | 135     | 873    | 437         | 858      | 459        | 286      |  |
| With private toilet and bath, and only cold water.....  | 25       | 15        | 70        | 29          | 22       | 50        | 8     | 58     | 230      | 1      | 111       | 5       | 27     | 24          | 44       | 26         | 14       |  |
| With running water, lacking private toilet or bath..... | 470      | 550       | 440       | 308         | 935      | 242       | 273   | 489    | 6,479    | 44     | 616       | 109     | 583    | 605         | 1,940    | 690        | 325      |  |
| No running water.....                                   | 221      | 271       | 242       | 605         | 468      | 168       | 114   | 214    | 1,400    | 45     | 878       | 153     | 731    | 521         | 769      | 427        | 223      |  |
| Dilapidated:  |          |           |           |             |          |           |       |        |          |        |           |         |        |             |          |            |          |  |
| With priv. toilet and bath, and hot running water.....  | 28       | 21        | 49        | 20          | 31       | 33        | 17    | 28     | 80       | 14     | 5         | 3       | 26     | 5           | 20       | 12         | 3        |  |
| Lacking hot water, private toilet or bath.....          | 224      | 127       | 207       | 273         | 221      | 149       | 142   | 242    | 2,999    | 67     | 243       | 59      | 541    | 199         | 755      | 280        | 121      |  |
| Condition or plumbing facilities not reported.....      | 41       | 21        | 88        | 63          | 75       | 84        | 21    | 84     | 349      | 14     | 78        | 15      | 127    | 42          | 73       | 92         | 19       |  |
| NUMBER OF PERSONS                                       |          |           |           |             |          |           |       |        |          |        |           |         |        |             |          |            |          |  |
| Total occupied dwelling units.....                      | 5,042    | 5,539     | 8,552     | 7,525       | 9,068    | 9,489     | 3,279 | 8,891  | 30,480   | 1,128  | 8,350     | 1,334   | 7,651  | 5,620       | 11,140   | 5,788      | 2,861    |  |
| 1 person.....   | 414      | 464       | 757       | 591         | 655      | 426       | 278   | 653    | 2,404    | 166    | 619       | 157     | 602    | 566         | 942      | 529        | 323      |  |
| 2 persons.....  | 1,290    | 1,544     | 2,417     | 2,008       | 2,414    | 2,286     | 630   | 2,410  | 6,651    | 303    | 2,195     | 323     | 1,582  | 1,356       | 2,495    | 1,411      | 762      |  |
| 3 persons.....  | 1,118    | 1,265     | 1,877     | 1,828       | 2,231    | 2,340     | 737   | 2,008  | 6,781    | 225    | 1,987     | 294     | 1,797  | 1,268       | 2,418    | 1,260      | 715      |  |
| 4 persons.....  | 974      | 1,033     | 1,648     | 1,463       | 1,786    | 2,152     | 621   | 1,796  | 5,934    | 200    | 1,545     | 223     | 1,588  | 1,015       | 2,199    | 1,125      | 473      |  |
| 5 persons.....  | 570      | 655       | 906       | 798         | 975      | 1,196     | 456   | 1,021  | 3,762    | 108    | 913       | 138     | 958    | 615         | 1,359    | 655        | 275      |  |
| 6 persons.....  | 311      | 290       | 523       | 400         | 494      | 568       | 257   | 511    | 2,176    | 52     | 487       | 87      | 519    | 374         | 750      | 392        | 177      |  |
| 7 persons.....  | 181      | 124       | 222       | 198         | 271      | 276       | 128   | 268    | 1,252    | 36     | 253       | 48      | 282    | 199         | 452      | 196        | 77       |  |
| 8 persons.....  | 90       | 70        | 101       | 121         | 117      | 123       | 81    | 115    | 674      | 15     | 154       | 25      | 150    | 111         | 242      | 94         | 37       |  |
| 9 persons.....  | 42       | 44        | 63        | 54          | 62       | 61        | 42    | 32     | 404      | 12     | 99        | 18      | 75     | 67          | 122      | 72         | 23       |  |
| 10 persons or more.....                                 | 52       | 50        | 38        | 64          | 63       | 61        | 49    | 77     | 442      | 11     | 98        | 21      | 98     | 49          | 161      | 54         | 19       |  |
| Median number of persons:                               |          |           |           |             |          |           |       |        |          |        |           |         |        |             |          |            |          |  |
| Total occupied dwelling units.....                      | 3.2      | 3.1       | 3.1       | 3.1         | 3.2      | 3.4       | 3.5   | 3.2    | 3.4      | 2.9    | 3.2       | 3.1     | 3.4    | 3.2         | 3.4      | 3.3        | 3.0      |  |
| Owner-occupied dwelling units.....                      | 3.3      | 3.1       | 3.1       | 3.1         | 3.1      | 3.4       | 3.7   | 3.2    | 3.4      | 2.9    | 3.2       | 3.1     | 3.5    | 3.2         | 3.4      | 3.3        | 2.9      |  |
| Renter-occupied dwelling units.....                     | 3.2      | 3.1       | 3.1       | 3.2         | 3.2      | 3.2       | 3.0   | 3.4    | 3.4      | 3.0    | 3.2       | 3.2     | 3.2    | 3.2         | 3.3      | 3.2        | 3.1      |  |
| PERSONS PER ROOM  |          |           |           |             |          |           |       |        |          |        |           |         |        |             |          |            |          |  |
| Total occupied dwelling units.....                      | 5,042    | 5,539     | 8,552     | 7,525       | 9,068    | 9,489     | 3,279 | 8,891  | 30,480   | 1,128  | 8,350     | 1,334   | 7,651  | 5,620       | 11,140   | 5,788      | 2,861    |  |
| 0.75 or less.....                                       | 3,343    | 3,94      |           |             |          |           |       |        |          |        |           |         |        |             |          |            |          |  |

Table 29.—OCCUPANCY CHARACTERISTICS, TYPE OF STRUCTURE, NUMBER OF ROOMS, CONDITION AND PLUMBING FACILITIES, AND NUMBER OF PERSONS IN RURAL-NONFARM DWELLING UNITS, FOR COUNTIES: 1950—Con.

[Percent not shown where less than 0.1; median and percent not shown where base is less than 100]

| Subject   | Lackawanna | Lancaster | Lawrence | Lebanon | Lehigh | Luzerne | Lycoming | McKean | Mercer | Mifflin | Monroe | Montgomery | Monroe | Northampton | Northumberland | Perry | Pike  |
|---|------------|-----------|----------|---------|--------|---------|----------|--------|--------|---------|--------|------------|--------|-------------|----------------|-------|-------|
| <b>Total dwelling units</b> .....                       | 5,144      | 23,075    | 10,115   | 8,490   | 9,440  | 17,950  | 8,157    | 8,173  | 9,528  | 6,453   | 8,866  | 27,303     | 947    | 12,243      | 7,608          | 4,877 | 5,450 |
| <b>OCCUPANCY, TENURE, AND RACE</b>                      |            |           |          |         |        |         |          |        |        |         |        |            |        |             |                |       |       |
| Occupied dwelling units.....                            | 4,049      | 21,770    | 9,694    | 7,553   | 8,806  | 15,241  | 6,965    | 7,498  | 9,106  | 5,909   | 4,718  | 25,987     | 890    | 11,617      | 7,226          | 4,456 | 2,385 |
| Owner occupied.....                                     | 2,765      | 13,690    | 7,207    | 4,684   | 5,869  | 9,747   | 4,915    | 5,095  | 6,700  | 3,720   | 3,183  | 18,526     | 600    | 7,746       | 4,577          | 2,926 | 1,752 |
| Percent of total occupied.....                          | 68.3       | 62.9      | 74.3     | 62.0    | 66.6   | 64.0    | 70.6     | 68.0   | 73.6   | 63.0    | 67.5   | 71.3       | 67.4   | 66.7        | 63.3           | 65.7  | 73.5  |
| White.....  | 2,765      | 13,628    | 7,178    | 4,682   | 5,861  | 9,737   | 4,908    | 5,088  | 6,634  | 3,713   | 3,171  | 18,272     | 600    | 7,740       | 4,571          | 2,926 | 1,743 |
| Negro.....  | ...        | 62        | 29       | 2       | 5      | 9       | 1        | 7      | 65     | 6       | 10     | 254        | ...    | 5           | 6              | ...   | 8     |
| Other races.....  | ...        | ...       | ...      | ...     | ...    | ...     | ...      | ...    | ...    | ...     | ...    | ...        | ...    | ...         | ...            | ...   | ...   |
| Renter occupied.....                                    | 1,284      | 8,080     | 2,487    | 2,869   | 2,937  | 5,494   | 2,050    | 2,403  | 2,406  | 2,189   | 1,535  | 7,461      | 290    | 3,871       | 2,649          | 1,530 | 633   |
| White.....  | 1,283      | 8,023     | 2,439    | 2,851   | 2,929  | 5,494   | 2,044    | 2,400  | 2,381  | 2,180   | 1,532  | 7,256      | 290    | 3,863       | 2,642          | 1,529 | 631   |
| Negro.....  | 1          | 56        | 48       | 18      | 8      | ...     | 2        | 23     | 9      | 2       | 1      | 204        | ...    | 7           | 7              | 1     | 2     |
| Other races.....  | ...        | 1         | ...      | ...     | ...    | ...     | ...      | ...    | ...    | ...     | ...    | ...        | ...    | ...         | ...            | ...   | ...   |
| Nonresident dwelling units.....                         | ...        | 9         | 11       | 6       | 17     | 23      | 11       | 8      | 15     | 4       | 36     | 20         | 1      | 15          | 3              | 8     | 254   |
| <b>Vacant dwelling units</b> .....                      | 1,095      | 1,296     | 410      | 931     | 617    | 2,686   | 1,181    | 667    | 407    | 540     | 4,112  | 1,296      | 56     | 611         | 379            | 413   | 2,811 |
| Nonseasonal not dilapidated, for rent or sale.....      | 28         | 178       | 69       | 67      | 40     | 94      | 16       | 64     | 30     | 69      | 74     | 287        | 2      | 66          | 25             | 24    | 24    |
| Percent of total dwelling units.....                    | 0.5        | 0.8       | 0.7      | 0.8     | 0.4    | 0.5     | 0.2      | 0.8    | 0.3    | 1.1     | 0.8    | 1.1        | 0.2    | 0.5         | 0.3            | 0.5   | 0.4   |
| For rent.....   | 17         | 104       | 33       | 28      | 18     | 58      | 9        | 48     | 17     | 32      | 57     | 78         | 2      | 32          | 11             | 16    | 19    |
| For sale only.....                                      | 11         | 74        | 36       | 39      | 22     | 36      | 7        | 16     | 13     | 37      | 17     | 209        | ...    | 34          | 14             | 8     | 5     |
| Nonseasonal not dilapidated, not for rent or sale.....  | 155        | 443       | 165      | 197     | 211    | 295     | 217      | 259    | 186    | 142     | 269    | 512        | 13     | 199         | 111            | 101   | 153   |
| Nonseasonal dilapidated.....                            | 18         | 104       | 49       | 33      | 41     | 105     | 76       | 88     | 64     | 93      | 41     | 63         | 3      | 50          | 38             | 40    | 15    |
| Seasonal.....   | 894        | 571       | 127      | 634     | 325    | 2,192   | 872      | 256    | 127    | 236     | 3,728  | 434        | 38     | 296         | 205            | 248   | 2,619 |
| <b>TYPE OF STRUCTURE</b>                                |            |           |          |         |        |         |          |        |        |         |        |            |        |             |                |       |       |
| 1 dwelling unit, detached.....                          | 4,156      | 15,918    | 8,556    | 5,671   | 6,852  | 12,204  | 6,848    | 7,226  | 7,850  | 4,697   | 7,722  | 19,381     | 814    | 8,663       | 5,012          | 3,533 | 5,089 |
| Other dwelling units.....                               | 985        | 6,792     | 1,456    | 2,746   | 2,510  | 5,716   | 1,241    | 915    | 1,555  | 1,741   | 1,117  | 7,678      | 130    | 3,518       | 2,562          | 1,327 | 359   |
| Trailers.....   | 3          | 365       | 103      | 73      | 78     | 30      | 68       | 32     | 123    | 15      | 27     | 244        | 3      | 62          | 34             | 17    | 2     |
| <b>NUMBER OF ROOMS</b>                                  |            |           |          |         |        |         |          |        |        |         |        |            |        |             |                |       |       |
| 1 room.....   | 31         | 341       | 167      | 78      | 180    | 164     | 78       | 174    | 153    | 95      | 795    | 169        | 25     | 179         | 81             | 72    | 118   |
| 2 rooms.....  | 124        | 764       | 429      | 242     | 375    | 449     | 286      | 217    | 332    | 351     | 628    | 608        | 42     | 395         | 252            | 179   | 247   |
| 3 rooms.....  | 323        | 1,480     | 980      | 716     | 721    | 1,085   | 392      | 521    | 968    | 575     | 870    | 1,933      | 59     | 860         | 382            | 313   | 344   |
| 4 rooms.....  | 858        | 2,894     | 2,186    | 1,221   | 1,579  | 3,097   | 1,200    | 957    | 1,655  | 1,043   | 1,551  | 3,650      | 120    | 2,083       | 1,073          | 661   | 647   |
| 5 rooms.....  | 986        | 3,272     | 2,387    | 1,287   | 1,561  | 3,608   | 1,308    | 1,539  | 2,040  | 1,188   | 1,293  | 4,405      | 133    | 2,223       | 1,233          | 749   | 585   |
| 6 rooms.....  | 1,290      | 5,908     | 2,246    | 2,488   | 2,494  | 5,137   | 2,175    | 2,036  | 2,209  | 1,816   | 1,498  | 6,802      | 272    | 3,527       | 2,241          | 1,297 | 658   |
| 7 rooms.....  | 586        | 3,465     | 816      | 1,066   | 1,197  | 1,857   | 1,231    | 1,079  | 671    | 840     | 3,534  | 141        | 1,434  | 1,071       | 722            | 373   | 373   |
| 8 rooms.....  | 431        | 2,563     | 485      | 750     | 631    | 1,127   | 502      | 694    | 568    | 378     | 590    | 2,240      | 80     | 813         | 657            | 443   | 228   |
| 9 rooms or more.....                                    | 363        | 1,818     | 222      | 459     | 532    | 803     | 332      | 554    | 347    | 201     | 561    | 3,200      | 63     | 493         | 401            | 281   | 265   |
| Not reported.....                                       | 152        | 570       | 197      | 183     | 170    | 623     | 653      | 242    | 177    | 135     | 240    | 762        | 12     | 236         | 217            | 160   | 1,985 |
| <b>CONDITION AND PLUMBING FACILITIES</b>                |            |           |          |         |        |         |          |        |        |         |        |            |        |             |                |       |       |
| <b>Total dwelling units</b> .....                       | 5,144      | 23,075    | 10,115   | 8,490   | 9,440  | 17,950  | 8,157    | 8,173  | 9,528  | 6,453   | 8,866  | 27,303     | 947    | 12,243      | 7,608          | 4,877 | 5,450 |
| Not dilapidated:  |            |           |          |         |        |         |          |        |        |         |        |            |        |             |                |       |       |
| With priv. toilet and bath, and hot running water.....  | 3,117      | 12,521    | 5,572    | 4,618   | 4,566  | 9,173   | 3,861    | 5,582  | 5,198  | 2,786   | 5,728  | 20,900     | 350    | 6,862       | 3,789          | 2,121 | 2,218 |
| With private toilet and bath, and only cold water.....  | 85         | 357       | 169      | 93      | 96     | 170     | 98       | 82     | 170    | 161     | 279    | 251        | 5      | 231         | 71             | 60    | 139   |
| With running water, lacking private toilet or bath..... | 927        | 4,475     | 2,205    | 1,909   | 1,956  | 4,690   | 1,389    | 908    | 1,749  | 1,474   | 1,036  | 2,831      | 176    | 2,393       | 1,808          | 1,026 | 331   |
| No running water.....                                   | 521        | 4,027     | 1,044    | 1,215   | 1,893  | 1,403   | 1,483    | 518    | 1,205  | 1,030   | 974    | 1,369      | 287    | 1,664       | 1,048          | 1,162 | 993   |
| Dilapidated:  |            |           |          |         |        |         |          |        |        |         |        |            |        |             |                |       |       |
| With priv. toilet and bath, and hot running water.....  | 71         | 71        | 141      | 41      | 53     | 200     | 76       | 193    | 174    | 82      | 109    | 197        | 1      | 95          | 65             | 17    | 29    |
| Lacking hot water, private toilet or bath.....          | 225        | 911       | 754      | 374     | 569    | 1,291   | 685      | 518    | 818    | 711     | 430    | 572        | 86     | 609         | 556            | 350   | 84    |
| Condition or plumbing facilities not reported.....      | 198        | 713       | 230      | 240     | 307    | 1,023   | 565      | 372    | 214    | 209     | 310    | 1,183      | 42     | 389         | 271            | 141   | 1,656 |
| Renter-occupied dwelling units.....                     | 1,284      | 8,080     | 2,487    | 2,869   | 2,937  | 5,494   | 2,050    | 2,403  | 2,406  | 2,189   | 1,535  | 7,461      | 290    | 3,871       | 2,649          | 1,530 | 633   |
| Not dilapidated:  |            |           |          |         |        |         |          |        |        |         |        |            |        |             |                |       |       |
| With priv. toilet and bath, and hot running water.....  | 651        | 3,419     | 849      | 1,329   | 998    | 2,352   | 856      | 1,515  | 987    | 878     | 909    | 4,823      | 82     | 1,554       | 1,003          | 591   | 410   |
| With private toilet and bath, and only cold water.....  | 22         | 159       | 29       | 37      | 18     | 39      | 37       | 17     | 33     | 61      | 13     | 84         | 2      | 68          | 28             | 23    | 13    |
| With running water, lacking private toilet or bath..... | 271        | 2,062     | 818      | 816     | 715    | 1,817   | 413      | 377    | 570    | 526     | 195    | 1,296      | 50     | 977         | 848            | 378   | 73    |
| No running water.....                                   | 169        | 1,765     | 389      | 440     | 839    | 409     | 338      | 106    | 380    | 285     | 164    | 525        | 94     | 732         | 414            | 356   | 76    |
| Dilapidated:  |            |           |          |         |        |         |          |        |        |         |        |            |        |             |                |       |       |
| With priv. toilet and bath, and hot running water.....  | 27         | 28        | 40       | 15      | 13     | 85      | 48       | 80     | 51     | 34      | 44     | 85         | 1      | 49          | 19             | 5     | 13    |
| Lacking hot water, private toilet or bath.....          | 103        | 472       | 317      | 185     | 304    | 664     | 279      | 198    | 343    | 355     | 169    | 343        | 39     | 368         | 260            | 144   | 28    |
| Condition or plumbing facilities not reported.....      | 41         | 175       | 45       | 47      | 50     | 128     | 79       | 110    | 42     | 50      | 41     | 305        | 22     | 123         | 77             | 33    | 20    |
| <b>NUMBER OF PERSONS</b>                                |            |           |          |         |        |         |          |        |        |         |        |            |        |             |                |       |       |
| <b>Total occupied dwelling units</b> .....              | 4,049      | 21,770    | 9,694    | 7,553   | 8,806  | 15,241  | 6,965    | 7,498  | 9,106  | 5,909   | 4,718  | 25,987     | 890    | 11,617      | 7,226          | 4,456 | 2,385 |
| 1 person.....   | 360        | 1,419     | 625      | 487     | 534    | 1,034   | 562      | 691    | 687    | 446     | 444    | 1,281      | 91     | 706         | 569            | 513   | 316   |
| 2 persons.....  | 1,111      | 5,993     | 2,284    | 1,967   | 2,327  | 3,580   | 1,912    | 1,798  | 2,264  | 1,376   | 1,397  | 6,235      | 236    | 3,029       | 1,806          | 1,237 | 856   |
| 3 persons.....  | 899        | 5,464     | 2,332    | 1,797   | 2,178  | 3,582   | 1,588    | 1,667  | 1,434  | 1,111   | 6,193  | 214        | 2,742  | 1,724       | 1,025          | 537   |       |
| 4 persons.....  | 778        | 4,177     | 2,047    | 1,447   | 1,737  | 3,087   | 1,329    | 1,555  | 1,940  | 1,174   | 843    | 5,712      | 148    | 2,374       | 1,373          | 770   | 386   |
| 5 persons.....  | 455        | 2,337     | 1,164    | 854     | 1,039  | 1,852   | 774      | 909    | 1,132  | 628     | 465    | 3,380      | 90     | 1,339       | 871            | 435   | 166   |
| 6 persons.....  | 226        | 1,171     | 651      | 472     | 464    | 1,062   | 377      | 447    | 523    | 385     | 251    | 1,679      | 56     | 692         | 454            | 236   | 76    |
| 7 persons.....  | 120        | 616       | 310      | 228     | 247    | 540     | 217      | 219    | 238    | 213     | 96     | 784        | 22     | 352         | 218            | 114   | 26    |
| 8 persons.....  | 48         | 318       | 159      | 137     | 127    | 256     | 109      | 116    | 105    | 128     | 62     | 326        | 14     | 188         | 102            | 62    | 13    |
| 9 persons.....  | 26         | 149       | 61       | 73      | 63     | 119     | 50       | 45     | 76     | 68      | 30     | 194        | 12     | 97          | 59             | 37    | 5     |
| 10 persons or more.....                                 | 26         | 126       | 61       | 91      | 90     | 129     | 47       | 51     | 59     | 57      | 19     | 203        | 7      | 98          | 50             | 27    | 4     |
| Median number of persons:                               |            |           |          |         |        |         |          |        |        |         |        |            |        |             |                |       |       |
| Total occupied dwelling units.....                      | 3.1        | 3.1       | 3.3      | 3.2     | 3.2    | 3.3     | 3.1      | 3.3    | 3.3    | 3.3     | 3.0    | 3.4        | 3.1    | 3.3         | 3.2            | 3.0   | 2.5   |
| Owner-occupied dwelling units.....                      | 3.1        | 3.1       | 3.4      | 3.2     | 3.2    | 3.4     | 3.1      | 3.3    | 3.3    | 3.3     | 3.0    | 3.5        | 3.0    | 3.2         | 3.2            | 2.9   | 2.4   |
| Renter-occupied dwelling units.....                     | 3.1        | 3.3       | 3.2      | 3.3     | 3.3    | 3.3     | 3.2      | 3.2    | 3.2    | 3.2     | 3.0    | 3.2        | 3.1    | 3.3         | 3.2            | 3.1   | 2.8   |
| <b>PERSONS PER ROOM</b>                                 |            |           |          |         |        |         |          |        |        |         |        |            |        |             |                |       |       |
| <b>Total occupied dwelling units</b> .....              | 4,049      | 21,770    | 9,694    | 7,553   | 8,806  | 15,241  | 6,965    | 7,498  | 9,106  | 5,909   | 4,718  | 25,987     |        |             |                |       |       |



Table 29.—OCCUPANCY CHARACTERISTICS, TYPE OF STRUCTURE, NUMBER OF ROOMS, CONDITION AND PLUMBING FACILITIES, AND NUMBER OF PERSONS IN RURAL-NONFARM DWELLING UNITS, FOR COUNTIES: 1950—Con.

[Percent not shown where less than 0.1; median and percent not shown where base is less than 100]

| Subject   | Potter | Schuyll-kill | Snyder | Somer-set | Sulli-van | Susque-hanna | Tioga | Union | Ve-nango | Warren | Wash-ington | Wayne | West-more-land | Wyo-ming | York   |  |
|---|--------|--------------|--------|-----------|-----------|--------------|-------|-------|----------|--------|-------------|-------|----------------|----------|--------|--|
| Total dwelling units.....                               | 3,622  | 21,368       | 3,568  | 14,434    | 1,792     | 5,523        | 6,147 | 3,682 | 6,725    | 6,501  | 27,879      | 5,293 | 39,742         | 4,641    | 20,390 |  |
| OCCUPANCY, TENURE, AND RACE                             |        |              |        |           |           |              |       |       |          |        |             |       |                |          |        |  |
| Occupied dwelling units.....                            | 2,669  | 20,621       | 3,324  | 13,575    | 1,276     | 4,198        | 5,498 | 3,315 | 5,893    | 5,240  | 27,180      | 3,624 | 37,536         | 3,266    | 19,066 |  |
| Owner occupied.....                                     | 1,812  | 13,393       | 2,203  | 8,189     | 880       | 2,729        | 3,281 | 2,033 | 4,238    | 3,825  | 17,167      | 2,412 | 25,339         | 1,981    | 13,694 |  |
| Percent of total occupied.....                          | 67.9   | 64.9         | 66.3   | 60.3      | 69.0      | 65.0         | 59.7  | 61.3  | 71.9     | 73.0   | 63.2        | 66.6  | 67.5           | 60.7     | 71.8   |  |
| White.....  | 1,812  | 13,389       | 2,202  | 8,183     | 878       | 2,720        | 3,276 | 2,033 | 4,237    | 3,824  | 16,661      | 2,412 | 25,062         | 1,981    | 13,663 |  |
| Negro.....  | ...    | 4            | ...    | 6         | 1         | 9            | 5     | ...   | ...      | ...    | 505         | ...   | 274            | ...      | 26     |  |
| Other races.....  | ...    | ...          | 1      | ...       | ...       | ...          | ...   | ...   | 1        | 1      | 1           | ...   | 3              | ...      | 5      |  |
| Renter occupied.....                                    | 857    | 7,228        | 1,121  | 5,386     | 396       | 1,469        | 2,217 | 1,282 | 1,655    | 1,415  | 10,013      | 1,212 | 12,197         | 1,285    | 5,372  |  |
| White.....  | 852    | 7,223        | 1,121  | 5,380     | 395       | 1,458        | 2,199 | 1,282 | 1,654    | 1,408  | 9,590       | 1,212 | 12,021         | 1,283    | 5,350  |  |
| Negro.....  | 5      | 4            | ...    | 6         | ...       | 10           | 15    | ...   | 1        | 3      | 422         | ...   | 175            | 2        | 22     |  |
| Other races.....  | ...    | ...          | ...    | ...       | 1         | ...          | ...   | ...   | ...      | 4      | 1           | ...   | 1              | ...      | ...    |  |
| Nonresident dwelling units.....                         | 8      | 15           | ...    | 49        | ...       | 15           | 5     | 6     | 5        | 3      | 4           | 5     | 12             | 7        | 43     |  |
| Vacant dwelling units.....                              | 945    | 732          | 244    | 810       | 516       | 1,310        | 644   | 361   | 827      | 1,258  | 695         | 1,664 | 2,194          | 1,368    | 1,281  |  |
| Nonseasonal not dilapidated, for rent or sale.....      | 24     | 93           | 17     | 74        | 11        | 82           | 78    | 8     | 22       | 27     | 180         | 44    | 209            | 50       | 170    |  |
| Percent of total dwelling units.....                    | 0.7    | 0.4          | 0.5    | 0.5       | 0.6       | 1.5          | 1.3   | 0.2   | 0.3      | 0.4    | 0.6         | 0.8   | 0.5            | 1.1      | 0.8    |  |
| For rent.....   | 18     | 69           | 10     | 64        | 6         | 52           | 69    | 3     | 16       | 16     | 125         | 27    | 150            | 27       | 51     |  |
| For sale only.....                                      | 6      | 24           | 7      | 10        | 5         | 30           | 9     | 5     | 6        | 11     | 55          | 17    | 59             | 23       | 115    |  |
| Nonseasonal not dilapidated, not for rent or sale.....  | 148    | 253          | 81     | 273       | 93        | 235          | 224   | 82    | 209      | 144    | 295         | 241   | 543            | 203      | 420    |  |
| Nonseasonal dilapidated.....                            | 87     | 94           | 14     | 117       | 34        | 129          | 118   | 21    | 104      | 51     | 145         | 76    | 168            | 49       | 104    |  |
| Seasonal.....   | 686    | 292          | 132    | 346       | 378       | 864          | 224   | 250   | 492      | 1,036  | 75          | 1,303 | 1,274          | 1,066    | 587    |  |
| TYPE OF STRUCTURE                                       |        |              |        |           |           |              |       |       |          |        |             |       |                |          |        |  |
| 1 dwelling unit, detached.....                          | 3,153  | 11,700       | 2,694  | 10,334    | 1,594     | 4,342        | 4,904 | 2,720 | 6,001    | 5,669  | 19,248      | 4,548 | 30,112         | 3,851    | 15,393 |  |
| Other dwelling units.....                               | 461    | 9,626        | 853    | 4,054     | 194       | 1,170        | 1,230 | 951   | 678      | 811    | 8,489       | 739   | 9,428          | 782      | 4,780  |  |
| Trailers.....   | 8      | 42           | 21     | 46        | 4         | 11           | 13    | 11    | 46       | 21     | 142         | 6     | 202            | 8        | 217    |  |
| NUMBER OF ROOMS   |        |              |        |           |           |              |       |       |          |        |             |       |                |          |        |  |
| 1 room.....   | 99     | 194          | 80     | 241       | 37        | 73           | 74    | 49    | 122      | 328    | 545         | 83    | 602            | 55       | 232    |  |
| 2 rooms.....  | 157    | 457          | 110    | 817       | 51        | 136          | 131   | 129   | 258      | 343    | 1,654       | 188   | 2,212          | 116      | 666    |  |
| 3 rooms.....  | 205    | 927          | 187    | 1,224     | 75        | 345          | 397   | 231   | 500      | 491    | 3,160       | 337   | 4,194          | 309      | 1,398  |  |
| 4 rooms.....  | 265    | 2,649        | 510    | 2,990     | 208       | 667          | 607   | 578   | 873      | 752    | 7,975       | 663   | 10,672         | 723      | 3,167  |  |
| 5 rooms.....  | 386    | 3,557        | 529    | 2,803     | 243       | 864          | 825   | 563   | 1,205    | 1,030  | 5,593       | 929   | 8,205          | 849      | 3,512  |  |
| 6 rooms.....  | 637    | 7,095        | 978    | 3,018     | 366       | 1,088        | 1,120 | 1,064 | 1,585    | 1,426  | 4,992       | 1,138 | 8,267          | 1,018    | 5,474  |  |
| 7 rooms.....  | 556    | 2,939        | 577    | 1,343     | 267       | 821          | 1,127 | 497   | 913      | 909    | 1,718       | 685   | 2,364          | 623      | 2,777  |  |
| 8 rooms.....  | 375    | 1,888        | 337    | 1,081     | 247       | 620          | 783   | 307   | 540      | 523    | 1,114       | 510   | 1,709          | 471      | 1,800  |  |
| 9 rooms or more.....                                    | 321    | 1,218        | 182    | 505       | 234       | 647          | 779   | 201   | 407      | 481    | 599         | 449   | 722            | 359      | 1,007  |  |
| Not reported.....                                       | 621    | 444          | 80     | 412       | 64        | 262          | 304   | 63    | 322      | 218    | 529         | 311   | 795            | 118      | 397    |  |
| CONDITION AND PLUMBING FACILITIES                       |        |              |        |           |           |              |       |       |          |        |             |       |                |          |        |  |
| Total dwelling units.....                               | 3,622  | 21,368       | 3,568  | 14,434    | 1,792     | 5,523        | 6,147 | 3,682 | 6,725    | 6,501  | 27,879      | 5,293 | 39,742         | 4,641    | 20,390 |  |
| Not dilapidated:  |        |              |        |           |           |              |       |       |          |        |             |       |                |          |        |  |
| With priv. toilet and bath, and hot running water.....  | 1,747  | 11,300       | 1,635  | 5,351     | 848       | 3,024        | 3,029 | 1,891 | 3,496    | 3,748  | 12,408      | 2,763 | 16,951         | 2,605    | 10,493 |  |
| With private toilet and bath, and only cold water.....  | 44     | 153          | 29     | 243       | 16        | 96           | 98    | 22    | 129      | 111    | 537         | 107   | 982            | 57       | 301    |  |
| With running water, lacking private toilet or bath..... | 396    | 5,990        | 830    | 4,700     | 241       | 843          | 1,199 | 581   | 978      | 699    | 7,722       | 767   | 11,733         | 811      | 4,846  |  |
| No running water.....                                   | 322    | 1,617        | 793    | 1,841     | 422       | 797          | 813   | 817   | 1,091    | 1,086  | 4,081       | 938   | 5,973          | 649      | 3,179  |  |
| Dilapidated:  |        |              |        |           |           |              |       |       |          |        |             |       |                |          |        |  |
| With priv. toilet and bath, and hot running water.....  | 81     | 206          | 6      | 167       | 10        | 88           | 92    | 21    | 76       | 106    | 212         | 30    | 388            | 49       | 36     |  |
| Lacking hot water, private toilet or bath.....          | 381    | 1,222        | 189    | 1,588     | 204       | 474          | 638   | 201   | 663      | 501    | 2,193       | 316   | 2,752          | 359      | 813    |  |
| Condition or plumbing facilities not reported.....      | 651    | 880          | 86     | 544       | 51        | 201          | 278   | 149   | 292      | 250    | 726         | 372   | 963            | 111      | 722    |  |
| Renter-occupied dwelling units.....                     | 857    | 7,228        | 1,121  | 5,386     | 396       | 1,469        | 2,217 | 1,282 | 1,655    | 1,415  | 10,013      | 1,212 | 12,197         | 1,285    | 5,372  |  |
| Not dilapidated:  |        |              |        |           |           |              |       |       |          |        |             |       |                |          |        |  |
| With priv. toilet and bath, and hot running water.....  | 428    | 2,741        | 421    | 1,331     | 151       | 765          | 869   | 655   | 711      | 824    | 2,936       | 642   | 3,305          | 789      | 1,749  |  |
| With private toilet and bath, and only cold water.....  | 9      | 52           | 10     | 68        | 2         | 29           | 38    | 8     | 24       | 22     | 163         | 22    | 229            | 19       | 101    |  |
| With running water, lacking private toilet or bath..... | 130    | 2,707        | 312    | 2,155     | 54        | 293          | 535   | 224   | 303      | 182    | 3,345       | 229   | 4,525          | 211      | 1,827  |  |
| No running water.....                                   | 58     | 710          | 269    | 680       | 91        | 125          | 336   | 238   | 288      | 115    | 1,848       | 167   | 2,248          | 89       | 1,060  |  |
| Dilapidated:  |        |              |        |           |           |              |       |       |          |        |             |       |                |          |        |  |
| With priv. toilet and bath, and hot running water.....  | 37     | 87           | 1      | 81        | 4         | 24           | 46    | 9     | 20       | 40     | 93          | 7     | 129            | 21       | 11     |  |
| Lacking hot water, private toilet or bath.....          | 156    | 667          | 85     | 952       | 80        | 196          | 348   | 95    | 262      | 175    | 1,329       | 107   | 1,543          | 125      | 396    |  |
| Condition or plumbing facilities not reported.....      | 39     | 264          | 23     | 119       | 14        | 37           | 45    | 53    | 47       | 57     | 299         | 38    | 218            | 31       | 228    |  |
| NUMBER OF PERSONS                                       |        |              |        |           |           |              |       |       |          |        |             |       |                |          |        |  |
| Total occupied dwelling units.....                      | 2,669  | 20,621       | 3,324  | 13,575    | 1,276     | 4,198        | 5,498 | 3,315 | 5,893    | 5,240  | 27,180      | 3,624 | 37,536         | 3,266    | 19,066 |  |
| 1 person.....   | 411    | 1,490        | 302    | 1,147     | 143       | 508          | 686   | 299   | 520      | 568    | 2,145       | 456   | 2,283          | 456      | 1,285  |  |
| 2 persons.....  | 826    | 4,750        | 961    | 3,113     | 342       | 1,239        | 1,545 | 969   | 1,499    | 1,508  | 6,289       | 1,164 | 8,009          | 926      | 5,408  |  |
| 3 persons.....  | 497    | 4,839        | 800    | 3,130     | 257       | 868          | 1,136 | 787   | 1,293    | 1,173  | 6,405       | 737   | 9,186          | 696      | 4,827  |  |
| 4 persons.....  | 426    | 4,054        | 627    | 2,657     | 224       | 686          | 957   | 603   | 1,131    | 961    | 5,700       | 612   | 8,108          | 547      | 3,625  |  |
| 5 persons.....  | 260    | 2,613        | 328    | 1,642     | 125       | 408          | 537   | 315   | 707      | 510    | 3,341       | 355   | 4,814          | 323      | 2,019  |  |
| 6 persons.....  | 121    | 1,428        | 155    | 898       | 88        | 250          | 318   | 156   | 359      | 289    | 1,659       | 158   | 2,506          | 164      | 955    |  |
| 7 persons.....  | 66     | 731          | 71     | 504       | 43        | 120          | 147   | 87    | 177      | 119    | 836         | 83    | 1,310          | 85       | 459    |  |
| 8 persons.....  | 36     | 344          | 38     | 226       | 33        | 62           | 85    | 47    | 101      | 59     | 388         | 25    | 616            | 41       | 245    |  |
| 9 persons.....  | 12     | 183          | 15     | 130       | 9         | 29           | 43    | 27    | 59       | 22     | 189         | 21    | 346            | 15       | 115    |  |
| 10 persons or more.....                                 | 14     | 189          | 27     | 128       | 12        | 24           | 44    | 25    | 47       | 31     | 228         | 13    | 358            | 13       | 128    |  |
| Median number of persons:                               |        |              |        |           |           |              |       |       |          |        |             |       |                |          |        |  |
| Total occupied dwelling units.....                      | 2.7    | 3.3          | 3.0    | 3.3       | 3.1       | 2.9          | 3.0   | 3.0   | 3.2      | 3.0    | 3.3         | 2.8   | 3.4            | 2.9      | 3.1    |  |
| Owner-occupied dwelling units.....                      | 2.7    | 3.4          | 3.0    | 3.4       | 3.2       | 2.9          | 3.0   | 2.9   | 3.2      | 3.0    | 3.4         | 2.7   | 3.5            | 2.8      | 3.0    |  |
| Renter-occupied dwelling units.....                     | 2.7    | 3.3          | 3.1    | 3.2       | 2.9       | 2.9          | 2.9   | 3.1   | 3.3      | 2.9    | 3.1         | 2.9   | 3.3            | 2.9      | 3.2    |  |
| PERSONS PER ROOM  |        |              |        |           |           |              |       |       |          |        |             |       |                |          |        |  |
| Total occupied dwelling units.....                      | 2,669  | 20,621       | 3,324  | 13,575    | 1,276     | 4,198        | 5,498 | 3,315 | 5,893    | 5,240  | 27,180      | 3,624 | 37,536         | 3,266    | 19,066 |  |
| 0.75 or less.....                                       | 2,088  | 14,128       | 2,453  | 8,079     | 937       | 3,237        | 4,203 | 2,441 | 3,961    | 3,885  | 14,962      | 2,800 | 20,298         | 2,492    | 13,616 |  |
| 0.76 to 1.00.....                                       | 363    | 4,404        | 559    | 3,204     | 201       | 591          | 822   | 590   | 1,151    | 933    | 7,112       | 585   | 10,161         | 512      | 3,567  |  |
| 1.01 to 1.50.....                                       | 97     | 1,473        | 176    | 1,494     | 70        | 215          | 276   | 164   | 462      | 254    | 3,293       | 142   | 4,834          | 172      | 1,146  |  |
| 1.51 or more.....                                       | 69     | 437          | 94     | 649       | 40        | 73           | 103   | 89    | 217      | 87     | 1,391       | 53    | 1,933          | 41       | 532    |  |
| Not reported.....                                       | 52     | 179          | 42     | 149       | 28        | 82           | 94    | 31    | 102      | 81     | 422         | 44    | 310            | 49       | 205    |  |



Table 30.—PLUMBING FACILITIES, YEAR BUILT, AND EQUIPMENT OF RURAL-NONFARM DWELLING UNITS, FOR COUNTIES: 1950

(Asterisk (\*) denotes statistics based on 20-percent sample)

| Subject  | Adams | Allegheny | Armstrong | Beaver | Bedford | Berks  | Blair | Bradford | Bucks  | Butler | Cambria | Cameron | Carbon | Centre | Chester | Clarion | Clearfield |  |
|--|-------|-----------|-----------|--------|---------|--------|-------|----------|--------|--------|---------|---------|--------|--------|---------|---------|------------|--|
| Total dwelling units.....                              | 6,155 | 33,808    | 13,236    | 10,929 | 7,557   | 18,822 | 9,185 | 6,475    | 21,860 | 14,124 | 17,639  | 1,265   | 4,679  | 8,876  | 17,661  | 7,265   | 14,457     |  |
| <b>WATER SUPPLY</b>                                    |       |           |           |        |         |        |       |          |        |        |         |         |        |        |         |         |            |  |
| Hot and cold piped running water inside structure..... | 3,202 | 22,203    | 6,620     | 7,105  | 3,233   | 11,730 | 4,908 | 3,793    | 16,231 | 8,641  | 8,805   | 630     | 2,963  | 4,850  | 12,634  | 4,092   | 6,824      |  |
| Only cold piped running water inside structure.....    | 1,003 | 5,716     | 3,362     | 1,583  | 1,477   | 2,482  | 1,643 | 924      | 2,392  | 2,139  | 5,691   | 162     | 802    | 1,740  | 2,188   | 1,029   | 3,672      |  |
| Piped running water outside structure.....             | 52    | 460       | 216       | 170    | 267     | 310    | 191   | 66       | 185    | 276    | 280     | 8       | 118    | 231    | 203     | 62      | 174        |  |
| No piped running water.....                            | 1,765 | 5,015     | 2,868     | 1,903  | 2,327   | 4,070  | 2,189 | 1,483    | 2,359  | 2,776  | 2,639   | 430     | 769    | 1,935  | 1,999   | 1,968   | 3,493      |  |
| Not reported.....                                      | 133   | 414       | 170       | 168    | 253     | 230    | 254   | 209      | 693    | 292    | 224     | 35      | 27     | 120    | 637     | 114     | 294        |  |
| <b>TOILET FACILITIES</b>                               |       |           |           |        |         |        |       |          |        |        |         |         |        |        |         |         |            |  |
| Flush toilet inside structure, exclusive use.....      | 2,975 | 21,723    | 6,192     | 7,063  | 2,847   | 10,359 | 4,619 | 3,759    | 16,233 | 8,255  | 9,256   | 632     | 2,831  | 4,271  | 12,456  | 3,730   | 6,277      |  |
| Flush toilet inside structure, shared.....             | 130   | 997       | 320       | 238    | 284     | 335    | 201   | 162      | 371    | 394    | 628     | 4       | 45     | 284    | 318     | 207     | 290        |  |
| Other toilet facilities (including privy).....         | 2,868 | 10,312    | 6,412     | 3,324  | 4,077   | 7,638  | 3,847 | 2,241    | 4,020  | 4,926  | 7,293   | 398     | 1,733  | 4,145  | 3,877   | 3,130   | 7,524      |  |
| No toilet.....   | 57    | 347       | 143       | 130    | 127     | 260    | 265   | 109      | 524    | 261    | 216     | 194     | 41     | 42     | 371     | 91      | 97         |  |
| Not reported.....                                      | 125   | 429       | 169       | 174    | 222     | 230    | 253   | 204      | 712    | 288    | 246     | 37      | 29     | 134    | 639     | 107     | 269        |  |
| <b>BATHING FACILITIES</b>                              |       |           |           |        |         |        |       |          |        |        |         |         |        |        |         |         |            |  |
| Installed bathtub or shower, exclusive use.....        | 3,042 | 21,228    | 5,772     | 6,781  | 2,820   | 10,481 | 4,429 | 3,500    | 16,150 | 8,023  | 7,596   | 637     | 2,519  | 4,115  | 3,169   | 3,664   | 5,841      |  |
| Installed bathtub or shower, shared.....               | 99    | 902       | 263       | 228    | 254     | 282    | 187   | 160      | 346    | 368    | 491     | 4       | 42     | 269    | 278     | 174     | 247        |  |
| No bathtub or shower.....                              | 2,856 | 11,140    | 6,978     | 3,724  | 4,191   | 7,742  | 4,302 | 2,566    | 4,602  | 5,326  | 9,164   | 571     | 2,070  | 4,295  | 4,148   | 3,254   | 7,996      |  |
| Not reported.....                                      | 158   | 538       | 223       | 196    | 292     | 317    | 267   | 249      | 762    | 407    | 388     | 53      | 48     | 197    | 10,066  | 173     | 373        |  |
| <b>*YEAR BUILT</b>                                     |       |           |           |        |         |        |       |          |        |        |         |         |        |        |         |         |            |  |
| Number reporting.....                                  | 5,980 | 31,385    | 12,870    | 10,630 | 7,000   | 18,210 | 8,775 | 6,250    | 21,205 | 13,180 | 16,075  | 1,175   | 4,495  | 8,485  | 16,700  | 6,990   | 13,805     |  |
| 1946 or later.....                                     | 870   | 7,200     | 1,565     | 2,740  | 780     | 2,585  | 1,125 | 390      | 4,155  | 2,260  | 1,855   | 140     | 440    | 1,000  | 2,895   | 760     | 1,000      |  |
| 1940 to 1944.....                                      | 260   | 3,480     | 665       | 1,465  | 270     | 720    | 415   | 125      | 2,095  | 1,060  | 1,010   | 170     | 235    | 425    | 1,070   | 245     | 410        |  |
| 1930 to 1939.....                                      | 525   | 4,635     | 1,445     | 2,065  | 695     | 1,980  | 1,100 | 425      | 2,620  | 1,800  | 1,535   | 350     | 455    | 975    | 1,440   | 895     | 1,230      |  |
| 1920 to 1929.....                                      | 640   | 5,150     | 1,915     | 1,725  | 650     | 2,510  | 1,660 | 400      | 2,960  | 1,945  | 2,245   | 125     | 515    | 665    | 2,295   | 840     | 1,745      |  |
| 1919 or earlier.....                                   | 3,685 | 10,920    | 7,280     | 2,635  | 4,605   | 10,415 | 4,475 | 4,910    | 9,375  | 6,115  | 9,430   | 390     | 2,850  | 5,420  | 9,000   | 4,250   | 9,420      |  |
| <b>*ELECTRIC LIGHTING</b>                              |       |           |           |        |         |        |       |          |        |        |         |         |        |        |         |         |            |  |
| Number reporting.....                                  | 6,045 | 31,530    | 13,230    | 10,765 | 7,260   | 18,780 | 9,030 | 6,315    | 20,885 | 13,770 | 17,030  | 1,185   | 4,665  | 8,785  | 17,380  | 7,150   | 13,835     |  |
| With electric lights.....                              | 5,810 | 31,025    | 12,455    | 10,520 | 6,600   | 18,260 | 8,530 | 5,830    | 20,585 | 13,270 | 16,440  | 1,005   | 4,520  | 8,365  | 16,840  | 6,660   | 13,040     |  |
| Total occupied dwelling units.....                     | 5,648 | 32,703    | 12,555    | 10,433 | 6,746   | 17,535 | 8,461 | 5,497    | 19,743 | 13,034 | 17,046  | 807     | 4,173  | 8,217  | 16,515  | 6,725   | 13,513     |  |
| <b>*HEATING EQUIPMENT</b>                              |       |           |           |        |         |        |       |          |        |        |         |         |        |        |         |         |            |  |
| Number reporting heating equipment.....                | 5,660 | 32,320    | 12,380    | 10,360 | 6,760   | 17,020 | 8,555 | 5,595    | 19,455 | 12,680 | 16,635  | 785     | 4,055  | 8,200  | 16,150  | 6,695   | 13,230     |  |
| Central heating, piped steam or hot water.....         | 915   | 3,615     | 460       | 700    | 1,505   | 5,610  | 1,375 | 850      | 7,990  | 875    | 4,940   | 75      | 1,470  | 1,805  | 5,955   | 405     | 2,850      |  |
| Central heating, warm air furnace.....                 | 1,555 | 20,165    | 6,110     | 7,065  | 1,990   | 4,860  | 4,045 | 1,895    | 7,305  | 6,950  | 4,925   | 205     | 550    | 2,210  | 5,475   | 2,345   | 4,365      |  |
| Noncentral heating, with flue.....                     | 2,870 | 7,700     | 4,780     | 2,170  | 3,040   | 5,395  | 2,960 | 2,455    | 3,205  | 4,055  | 6,165   | 430     | 1,690  | 3,870  | 4,155   | 3,150   | 5,585      |  |
| Noncentral heating, without flue.....                  | 310   | 785       | 1,000     | 360    | 215     | 1,075  | 165   | 385      | 940    | 795    | 285     | 75      | 290    | 305    | 515     | 775     | 380        |  |
| Not heated.....  | 10    | 55        | 30        | 65     | 10      | 80     | 10    | 15       | 5      | 320    | ...     | 55      | 10     | 50     | 20      | 50      |            |  |
| <b>*HEATING FUEL</b>                                   |       |           |           |        |         |        |       |          |        |        |         |         |        |        |         |         |            |  |
| Number reporting heating equipment.....                | 5,660 | 32,320    | 12,380    | 10,360 | 6,760   | 17,020 | 8,555 | 5,595    | 19,455 | 12,680 | 16,635  | 785     | 4,055  | 8,200  | 16,150  | 6,695   | 13,230     |  |
| Central heating.....                                   | 2,470 | 23,780    | 6,570     | 7,765  | 3,495   | 10,470 | 5,420 | 2,745    | 15,295 | 7,825  | 9,865   | 280     | 2,020  | 4,015  | 11,430  | 2,750   | 7,215      |  |
| Coal.....  | 1,590 | 15,620    | 5,500     | 5,995  | 3,135   | 7,660  | 4,745 | 1,745    | 7,495  | 5,685  | 9,255   | 180     | 1,805  | 3,500  | 6,005   | 2,060   | 6,770      |  |
| Wood.....  | 40    | 60        | 10        | 15     | 45      | 75     | 15    | 35       | 55     | 25     | 5       | ...     | 5      | 20     | 95      | 5       | 40         |  |
| Utility gas.....                                       | 280   | 7,975     | 1,020     | 1,465  | 15      | 215    | 350   | 560      | 535    | 1,760  | 240     | 80      | 5      | 195    | 620     | 80      | 80         |  |
| Bottled gas.....                                       | 5     | 30        | 10        | 25     | 95      | 40     | 15    | 140      | 5      | 60     | ...     | ...     | 25     | 25     | 160     | 5       | 70         |  |
| Liquid fuel.....                                       | 510   | 275       | ...       | 145    | 190     | 2,105  | 185   | 360      | 6,495  | 170    | 175     | 5       | 90     | 4,275  | 15      | 100     |            |  |
| Other fuel.....  | 40    | 175       | 25        | 120    | 75      | 295    | 75    | 25       | 545    | 170    | 80      | 15      | 90     | 35     | 665     | 40      | 115        |  |
| Not reported.....                                      | 5     | 45        | 5         | 15     | 10      | 25     | 10    | 5        | 30     | 10     | 50      | ...     | ...    | 10     | 35      | 5       | 40         |  |
| Noncentral heating.....                                | 3,180 | 8,485     | 5,780     | 2,530  | 3,255   | 6,470  | 3,125 | 2,840    | 4,145  | 4,850  | 6,450   | 505     | 1,980  | 4,175  | 4,670   | 3,925   | 5,965      |  |
| Coal.....  | 1,280 | 5,255     | 4,020     | 1,590  | 2,320   | 4,670  | 2,450 | 1,435    | 2,115  | 3,050  | 6,090   | 355     | 1,835  | 3,175  | 2,490   | 2,125   | 5,560      |  |
| Wood.....  | 580   | 20        | 10        | 20     | 650     | 435    | 205   | 570      | 305    | 20     | 20      | 10      | 45     | 295    | 370     | 20      | 20         |  |
| Utility gas.....                                       | 210   | 2,495     | 1,635     | 555    | ...     | 25     | 65    | 345      | 25     | 1,475  | 45      | 105     | ...    | 5      | 30      | 1,685   | 85         |  |
| Bottled gas.....                                       | 25    | 85        | 10        | 5      | 15      | 105    | 20    | 10       | 135    | 30     | 20      | ...     | 25     | 5      | 110     | 5       | 25         |  |
| Liquid fuel.....                                       | 1,010 | 425       | 65        | 275    | 215     | 1,110  | 320   | 470      | 1,380  | 210    | 190     | 15      | 60     | 650    | 1,410   | 50      | 195        |  |
| Electricity.....                                       | 10    | 50        | 20        | 45     | 10      | 25     | 5     | 5        | 30     | 20     | 10      | 5       | 5      | 25     | 55      | 20      | 15         |  |
| Other fuel.....  | 65    | 130       | 20        | 30     | 35      | 100    | 50    | 5        | 125    | 30     | 40      | 15      | 10     | 15     | 180     | 15      | 45         |  |
| Not reported.....                                      | ...   | 25        | ...       | 10     | ...     | 10     | ...   | ...      | 30     | 15     | 35      | ...     | ...    | 5      | 25      | 5       | 20         |  |
| Not heated.....  | 10    | 55        | 30        | 65     | 10      | 80     | 10    | 10       | 15     | 5      | 320     | ...     | 55     | 10     | 50      | 20      | 50         |  |
| <b>*COOKING FUEL</b>                                   |       |           |           |        |         |        |       |          |        |        |         |         |        |        |         |         |            |  |
| Number reporting.....                                  | 5,600 | 32,390    | 12,460    | 10,260 | 6,735   | 17,395 | 8,370 | 5,270    | 19,410 | 12,910 | 16,915  | 790     | 4,250  | 8,080  | 16,030  | 6,725   | 13,225     |  |
| Coal.....  | 810   | 3,405     | 1,420     | 670    | 2,820   | 5,800  | 2,300 | 1,425    | 1,820  | 1,240  | 8,765   | 300     | 2,620  | 3,435  | 1,855   | 480     | 8,225      |  |
| Wood.....  | 935   | 35        | 15        | 20     | 875     | 665    | 235   | 840      | 210    | 10     | 25      | 5       | 105    | 450    | 725     | 10      | 40         |  |
| Utility gas.....                                       | 1,335 | 21,570    | 8,400     | 6,025  | 75      | 2,030  | 1,105 | 1,220    | 3,320  | 8,520  | 1,180   | 145     | 100    | 245    | 2,670   | 5,420   | 785        |  |
| Bottled gas.....                                       | 630   | 1,015     | 260       | 320    | 3,390   | 1,460  | 655   | 3,500    | 265    | 2,415  | 10      | 630     | 435    | 3,590  | 45      | 1,670   |            |  |
| Liquid fuel.....                                       | 640   | 690       | 345       | 450    | 890     | 805    | 245   | 1,375    | 295    | 1,100  | 10      | 75      | 325    | 1,230  | 105     | 430     |            |  |
| Electricity.....                                       | 1,195 | 5,480     | 1,940     | 2,690  | 1,530   | 4,465  | 2,285 | 875      | 9,010  | 2,480  | 3,230   | 315     | 710    | 3,155  | 5,780   | 650     | 1,950      |  |
| Other fuel.....  | 55    | 165       | 65        | 65     | 85      | 95     | 165   | 5        | 120    | 85     | 170     | 5       | 5      | 25     | 150     | 15      | 115        |  |
| None.....  | ...   | 30        | 15        | 20     | ...     | 60     | 15    | 5        | 55     | 15     | 30      | ...     | 5      | 10     | 30      | ...     | 10         |  |
| <b>*REFRIGERATION EQUIPMENT</b>                        |       |           |           |        |         |        |       |          |        |        |         |         |        |        |         |         |            |  |
| Number reporting.....                                  | 5,670 | 32,170    | 12,595    | 10,385 | 6,625   | 17,720 | 8,515 | 5,400    | 19,095 | 12,805 | 16,910  | 795     | 4,125  | 8,220  | 16,545  | 6,650   | 12,995     |  |
| Mechanical.....  | 4,600 | 29,450    | 10,075    | 9,410  | 4,650   | 15,125 | 6,565 | 4,090    | 17,500 | 10,985 | 12,880  | 680     | 3,350  | 6,690  | 14,635  | 5,330   | 8,970      |  |
| Ice.....   | 495   | 675       | 200       | 255    | 340     | 1,335  | 710   | 440      | 1,025  | 210    | 380     | 5       | 370    | 335    | 1,060   | 30      | 555        |  |
| Other or none.....                                     | 575   | 2,045     | 2,320     | 720    | 1,635   | 1,260  | 1,240 | 870      | 570    | 1,610  | 3,650   | 110     | 405    | 1,195  | 850     | 1,290   | 3,470      |  |
| <b>*KITCHEN SINK</b>                                   |       |           |           |        |         |        |       |          |        |        |         |         |        |        |         |         |            |  |
| Number reporting.....                                  | 5,605 | 32,405    | 12,490    | 10,285 | 6,680   | 17,400 | 8,400 | 5,275    | 19,500 | 12,650 | 16,635  | 790     | 4,250  | 8,085  | 16,205  | 6,695   | 13,250     |  |
| With kitchen sink.....                                 | 4,240 | 30,225    | 11,450    | 9,395  | 4,820   | 14,020 | 6,930 | 4,675    | 18,355 | 11,610 | 14,885  | 665     | 3,670  | 6,795  |         |         |            |  |

Table 30.—PLUMBING FACILITIES, YEAR BUILT, AND EQUIPMENT OF RURAL-NONFARM DWELLING UNITS, FOR COUNTIES: 1950—Con.

(Asterisk (\*) denotes statistics based on 20-percent sample)

| Subject   | Clinton | Columbia | Crawford | Cumberland | Dauphin | Delaware | Elk   | Erie   | Fayette | Forest | Franklin | Fullton | Greene | Huntingdon | Indiana | Jefferson | Juniata |  |
|---|---------|----------|----------|------------|---------|----------|-------|--------|---------|--------|----------|---------|--------|------------|---------|-----------|---------|--|
| Total dwelling units                              | 5,714   | 6,082    | 10,928   | 8,402      | 9,835   | 10,042   | 3,678 | 10,259 | 31,713  | 2,557  | 8,970    | 1,461   | 7,892  | 6,575      | 11,827  | 6,374     | 3,132   |  |
| <b>WATER SUPPLY</b>                               |         |          |          |            |         |          |       |        |         |        |          |         |        |            |         |           |         |  |
| Hot and cold piped running water inside structure | 3,325   | 3,805    | 7,211    | 4,295      | 6,285   | 8,720    | 2,155 | 6,928  | 13,111  | 833    | 4,204    | 620     | 3,954  | 2,713      | 4,844   | 3,037     | 1,567   |  |
| Only cold piped running water inside structure    | 1,086   | 948      | 1,324    | 1,248      | 1,527   | 629      | 805   | 1,526  | 12,360  | 304    | 1,526    | 201     | 1,462  | 1,409      | 4,023   | 1,439     | 563     |  |
| Piped running water outside structure             | 76      | 35       | 105      | 70         | 181     | 24       | 67    | 113    | 333     | 78     | 115      | 30      | 96     | 358        | 239     | 160       | 54      |  |
| No piped running water                            | 1,116   | 1,180    | 1,267    | 2,633      | 1,650   | 528      | 602   | 1,360  | 5,491   | 1,318  | 3,033    | 586     | 2,282  | 1,969      | 2,598   | 1,644     | 880     |  |
| Not reported                                      | 111     | 94       | 1,021    | 156        | 192     | 141      | 49    | 332    | 418     | 24     | 92       | 24      | 98     | 126        | 123     | 94        | 68      |  |
| <b>TOILET FACILITIES</b>                          |         |          |          |            |         |          |       |        |         |        |          |         |        |            |         |           |         |  |
| Flush toilet inside structure, exclusive use      | 3,143   | 3,543    | 7,265    | 4,164      | 5,673   | 8,755    | 2,001 | 7,235  | 12,575  | 861    | 4,340    | 571     | 3,773  | 2,403      | 4,554   | 2,835     | 1,417   |  |
| Flush toilet inside structure, shared             | 148     | 90       | 295      | 152        | 197     | 67       | 86    | 326    | 659     | 19     | 171      | 42      | 120    | 105        | 318     | 127       | 88      |  |
| Other toilet facilities (including privy)         | 2,244   | 2,213    | 2,149    | 3,877      | 3,710   | 969      | 1,486 | 2,193  | 17,839  | 1,613  | 4,292    | 808     | 3,733  | 3,904      | 6,695   | 3,117     | 1,539   |  |
| No toilet   | 74      | 178      | 188      | 81         | 66      | 99       | 54    | 181    | 247     | 50     | 72       | 13      | 170    | 76         | 150     | 199       | 28      |  |
| Not reported                                      | 105     | 58       | 1,031    | 148        | 189     | 152      | 51    | 324    | 393     | 14     | 95       | 27      | 96     | 87         | 110     | 96        | 60      |  |
| <b>BATHING FACILITIES</b>                         |         |          |          |            |         |          |       |        |         |        |          |         |        |            |         |           |         |  |
| Installed bathtub or shower, exclusive use        | 2,899   | 3,323    | 6,987    | 4,094      | 5,553   | 8,783    | 1,969 | 6,625  | 11,583  | 841    | 4,166    | 557     | 3,776  | 2,343      | 4,283   | 2,717     | 1,396   |  |
| Installed bathtub or shower, shared               | 127     | 76       | 291      | 137        | 164     | 62       | 84    | 316    | 579     | 19     | 161      | 45      | 93     | 94         | 293     | 107       | 85      |  |
| No bathtub or shower                              | 2,544   | 2,557    | 2,541    | 3,998      | 3,901   | 1,014    | 1,560 | 2,869  | 19,020  | 1,674  | 4,481    | 832     | 3,830  | 3,960      | 7,107   | 3,381     | 1,566   |  |
| Not reported                                      | 144     | 126      | 1,109    | 173        | 217     | 183      | 65    | 449    | 531     | 23     | 162      | 27      | 193    | 178        | 144     | 169       | 85      |  |
| <b>*YEAR BUILT</b>                                |         |          |          |            |         |          |       |        |         |        |          |         |        |            |         |           |         |  |
| Number reporting                                  | 5,475   | 6,010    | 9,075    | 8,275      | 9,630   | 9,700    | 3,510 | 9,780  | 30,825  | 2,530  | 8,650    | 1,395   | 7,505  | 6,450      | 11,460  | 6,345     | 2,985   |  |
| 1945 or later                                     | 640     | 600      | 1,200    | 1,790      | 1,715   | 2,075    | 385   | 2,090  | 2,380   | 455    | 1,280    | 240     | 845    | 695        | 1,010   | 970       | 230     |  |
| 1940 to 1944                                      | 220     | 200      | 670      | 500        | 525     | 975      | 255   | 645    | 1,115   | 150    | 425      | 65      | 490    | 415        | 475     | 175       | 135     |  |
| 1930 to 1939                                      | 535     | 470      | 1,390    | 1,500      | 1,400   | 1,410    | 520   | 1,280  | 2,385   | 700    | 1,105    | 225     | 715    | 895        | 955     | 540       | 320     |  |
| 1920 to 1929                                      | 810     | 440      | 1,150    | 805        | 1,135   | 1,720    | 335   | 885    | 5,220   | 310    | 1,015    | 130     | 1,960  | 635        | 1,405   | 700       | 325     |  |
| 1910 or earlier                                   | 3,270   | 4,300    | 4,665    | 4,025      | 4,855   | 3,520    | 2,015 | 4,880  | 19,725  | 915    | 4,825    | 735     | 3,495  | 3,810      | 7,615   | 4,360     | 1,975   |  |
| <b>*ELECTRIC LIGHTING</b>                         |         |          |          |            |         |          |       |        |         |        |          |         |        |            |         |           |         |  |
| Number reporting                                  | 5,570   | 6,020    | 9,645    | 8,200      | 9,495   | 9,825    | 3,665 | 9,915  | 31,430  | 2,450  | 9,140    | 1,460   | 7,730  | 6,420      | 11,565  | 6,135     | 3,110   |  |
| With electric lights                              | 5,025   | 5,690    | 9,340    | 7,845      | 9,305   | 9,650    | 3,330 | 9,740  | 30,145  | 1,840  | 8,535    | 1,240   | 7,270  | 5,790      | 10,985  | 5,670     | 2,770   |  |
| Total occupied dwelling units                     | 5,042   | 5,539    | 8,552    | 7,525      | 9,068   | 9,489    | 3,279 | 8,891  | 30,480  | 1,128  | 8,350    | 1,334   | 7,651  | 5,620      | 11,140  | 5,788     | 2,861   |  |
| <b>*HEATING EQUIPMENT</b>                         |         |          |          |            |         |          |       |        |         |        |          |         |        |            |         |           |         |  |
| Number reporting heating equipment                | 5,035   | 5,615    | 8,355    | 7,475      | 8,985   | 9,400    | 3,205 | 8,530  | 30,425  | 1,030  | 8,245    | 1,320   | 7,440  | 5,605      | 11,170  | 5,585     | 2,835   |  |
| Central heating, piped steam or hot water         | 1,090   | 1,500    | 895      | 1,390      | 2,670   | 4,420    | 240   | 785    | 3,005   | 55     | 1,240    | 160     | 560    | 1,065      | 880     | 390       | 675     |  |
| Central heating, warm air furnace                 | 1,645   | 1,130    | 4,220    | 2,340      | 2,330   | 3,895    | 1,945 | 4,470  | 10,920  | 205    | 2,335    | 325     | 3,310  | 1,780      | 4,985   | 2,310     | 550     |  |
| Noncentral heating, with flue                     | 2,165   | 2,700    | 2,770    | 3,320      | 3,530   | 925      | 1,615 | 2,910  | 14,930  | 620    | 4,215    | 785     | 2,800  | 2,635      | 4,950   | 2,660     | 1,565   |  |
| Noncentral heating, without flue                  | 130     | 195      | 460      | 420        | 445     | 110      | 155   | 360    | 1,410   | 150    | 305      | 50      | 755    | 115        | 355     | 225       | 40      |  |
| Not heated  | 5       | 90       | 10       | 5          | 5       | 50       | ...   | ...    | 160     | ...    | 150      | ...     | 15     | 10         | ...     | ...       | 5       |  |
| <b>*HEATING FUEL</b>                              |         |          |          |            |         |          |       |        |         |        |          |         |        |            |         |           |         |  |
| Number reporting heating equipment                | 5,035   | 5,615    | 8,355    | 7,475      | 8,985   | 9,400    | 3,205 | 8,530  | 30,425  | 1,030  | 8,245    | 1,320   | 7,440  | 5,605      | 11,170  | 5,585     | 2,835   |  |
| Central heating                                   | 2,735   | 2,630    | 5,115    | 3,730      | 5,005   | 8,315    | 1,435 | 5,255  | 13,925  | 260    | 3,575    | 485     | 3,870  | 2,845      | 5,865   | 2,700     | 1,225   |  |
| Coal  | 2,495   | 2,375    | 3,920    | 2,580      | 3,915   | 2,850    | 1,210 | 3,815  | 11,860  | 155    | 2,795    | 385     | 3,000  | 2,485      | 5,300   | 2,305     | 930     |  |
| Wood  | 10      | 25       | 80       | 60         | 10      | 40       | 5     | 20     | ...     | ...    | ...      | ...     | ...    | 25         | 25      | 5         | 30      |  |
| Utility gas                                       | ...     | 5        | 590      | 5          | 35      | 585      | 180   | 290    | 1,400   | 70     | 60       | 5       | 725    | 10         | 400     | 310       | ...     |  |
| Bottled gas                                       | ...     | ...      | 20       | 45         | 85      | 25       | ...   | 30     | 55      | ...    | 10       | 15      | 25     | 35         | 40      | 20        | 10      |  |
| Liquid fuel                                       | 170     | 200      | 300      | 965        | 815     | 4,625    | 25    | 795    | 135     | 15     | 630      | 40      | 5      | 220        | 65      | 20        | 230     |  |
| Other fuel  | 55      | 25       | 180      | 50         | 115     | 135      | 15    | 275    | 435     | ...    | 20       | 20      | 80     | 55         | 30      | 20        | 20      |  |
| Not reported                                      | 5       | ...      | 25       | 25         | 30      | 55       | ...   | 30     | 40      | ...    | 10       | 5       | 35     | 15         | 5       | 20        | 5       |  |
| Noncentral heating                                | 2,295   | 2,895    | 3,230    | 3,740      | 3,975   | 1,035    | 1,770 | 3,270  | 16,340  | 770    | 4,520    | 835     | 3,555  | 2,750      | 5,305   | 2,885     | 1,605   |  |
| Coal  | 1,710   | 2,510    | 1,725    | 1,660      | 3,165   | 420      | 1,540 | 1,540  | 14,100  | 195    | 1,640    | 305     | 1,815  | 1,780      | 4,630   | 2,305     | 860     |  |
| Wood  | 210     | 210      | 305      | 755        | 170     | 55       | 55    | 120    | 45      | 70     | 1,650    | 385     | 50     | 605        | 25      | ...       | 565     |  |
| Utility gas                                       | ...     | ...      | 515      | 80         | 15      | 5        | 500   | 170    | 1,355   | 460    | 40       | ...     | 1,580  | 10         | 285     | 435       | ...     |  |
| Bottled gas                                       | 25      | ...      | 55       | 45         | 55      | 70       | 20    | 60     | 45      | 5      | 20       | 55      | 15     | 45         | ...     | ...       | ...     |  |
| Liquid fuel                                       | 280     | 145      | 495      | 1,140      | 500     | 455      | 50    | 1,030  | 375     | 35     | 1,100    | 85      | 20     | 295        | 265     | 85        | 150     |  |
| Electricity                                       | 15      | 10       | 50       | 10         | 5       | 15       | 5     | 40     | 220     | 5      | ...      | ...     | 5      | 5          | 10      | 10        | 10      |  |
| Other fuel  | 30      | 15       | 70       | 45         | 55      | 10       | 20    | 305    | 165     | ...    | 55       | 35      | 15     | 40         | 35      | 35        | 10      |  |
| Not reported                                      | 25      | 5        | 15       | 5          | 10      | 5        | 15    | 5      | 35      | ...    | 5        | ...     | 15     | ...        | 10      | 15        | ...     |  |
| Not heated  | 5       | 90       | 10       | 5          | 5       | 50       | ...   | 5      | 160     | ...    | 150      | ...     | 15     | 10         | ...     | ...       | 5       |  |
| <b>*COOKING FUEL</b>                              |         |          |          |            |         |          |       |        |         |        |          |         |        |            |         |           |         |  |
| Number reporting                                  | 4,925   | 5,350    | 8,304    | 7,340      | 8,990   | 9,310    | 3,245 | 8,665  | 30,020  | 1,145  | 8,155    | 1,350   | 7,615  | 5,585      | 11,105  | 5,725     | 2,805   |  |
| Coal  | 1,730   | 3,215    | 1,255    | 840        | 3,245   | 425      | 925   | 550    | 15,015  | 80     | 1,215    | 190     | 1,785  | 1,865      | 4,430   | 1,790     | 605     |  |
| Wood  | 315     | 210      | 340      | 820        | 275     | 80       | 35    | 165    | 60      | 50     | 1,845    | 530     | 65     | 785        | 10      | 15        | 795     |  |
| Utility gas                                       | 230     | 25       | 1,905    | 370        | 875     | 2,800    | 1,455 | 885    | 8,130   | 845    | 675      | 25      | 4,290  | 185        | 2,765   | 2,710     | 80      |  |
| Bottled gas                                       | 705     | 995      | 1,135    | 2,160      | 2,200   | 980      | 90    | 1,845  | 410     | 10     | 975      | 250     | 280    | 835        | 1,930   | 515       | 285     |  |
| Liquid fuel                                       | 345     | 85       | 720      | 970        | 370     | 530      | 45    | 775    | 610     | 30     | 1,190    | 65      | 175    | 620        | 575     | 125       | 300     |  |
| Electricity                                       | 1,585   | 805      | 2,834    | 2,095      | 1,975   | 4,415    | 670   | 4,010  | 5,485   | 125    | 2,170    | 220     | 985    | 1,215      | 1,290   | 535       | 720     |  |
| Other fuel  | 15      | 15       | 105      | 75         | 25      | 15       | 25    | 410    | 275     | ...    | 80       | 70      | 30     | 80         | 95      | 45        | 20      |  |
| None  | ...     | ...      | 10       | 10         | 25      | 65       | ...   | 25     | 35      | 5      | ...      | ...     | 5      | ...        | ...     | ...       | ...     |  |
| <b>*REFRIGERATION EQUIPMENT</b>                   |         |          |          |            |         |          |       |        |         |        |          |         |        |            |         |           |         |  |
| Number reporting                                  | 5,015   | 5,515    | 8,460    | 7,445      | 8,825   | 9,295    | 3,295 | 8,740  | 30,480  | 1,075  | 8,565    | 1,310   | 7,485  | 5,550      | 11,010  | 5,590     | 2,865   |  |
| Mechanical  | 4,070   | 4,330    | 7,145    | 5,870      | 7,555   | 8,815    | 2,745 | 7,640  | 24,130  | 825    | 6,345    | 720     | 6,010  | 3,775      | 8,370   | 4,125     | 2,040   |  |
| Ice   | 345     | 620      | 275      | 1,025      | 795     | 365      | 60    | 415    | 1,195   | 25     | 1,350    | 260     | 170    | 495        | 295     | 120       | 390     |  |
| Other or none                                     | 600     | 565      | 1,040    | 550        | 475     | 115      | 490   | 685    | 5,155   | 225    | 870      | 330     | 1,305  | 1,280      | 2,345   | 1,345     | 435     |  |
| <b>*KITCHEN SINK</b>                              |         |          |          |            |         |          |       |        |         |        |          |         |        |            |         |           |         |  |
| Number reporting                                  | 4,925   | 5,370    | 8,365    | 7,385      | 9,025   | 9,355    | 3,240 | 8,725  | 30,095  | 1,155  | 8,150    | 1,350   | 7,615  | 5,610      | 11,100  | 5,710     | 2,805   |  |
| With kitchen sink                                 | 4,320   | 4,785    | 7,715    | 5,370      | 7,705   | 8,990    | 3,100 | 8,250  | 26,605  | 1,050  | 5,605    | 835     | 6,460  | 4,210      | 9,700   | 4,945     | 2,125   |  |
| <b>*RADIO</b>                                     |         |          |          |            |         |          |       |        |         |        |          |         |        |            |         |           |         |  |
| Number reporting                                  | 4,945   | 5,465    | 8,315    | 7,375      | 9,070   | 9,365    | 3,390 | 8,890  | 30,110  | 1,125  | 8,280    | 1,305   | 7,560  | 5,500      | 11,115  | 5,735     | 2,865   |  |
| With radio  | 4,760   | 5,270    | 8,085    | 7,125      | 8,760   | 9,235    | 3,245 | 8,745  | 28,92   |        |          |         |        |            |         |           |         |  |

Table 30.—PLUMBING FACILITIES, YEAR BUILT, AND EQUIPMENT OF RURAL-NONFARM DWELLING UNITS, FOR COUNTIES: 1950—Con.

(Asterisk (\*) denotes statistics based on 20-percent sample)

| Subject  | Lackawanna | Lancaster | Lawrence | Lebanon | Lehigh | Luzerne | Lycoming | McKean | Mercer | Mifflin | Monroe | Montgomery | Montour | Norampton | Northumberland | Perry | Pike  |
|--|------------|-----------|----------|---------|--------|---------|----------|--------|--------|---------|--------|------------|---------|-----------|----------------|-------|-------|
| Total dwelling units.....                              | 5,144      | 23,075    | 10,115   | 8,490   | 9,440  | 17,950  | 8,157    | 8,173  | 9,528  | 6,453   | 8,866  | 27,303     | 947     | 12,243    | 7,608          | 4,877 | 5,450 |
| <b>WATER SUPPLY</b>                                    |            |           |          |         |        |         |          |        |        |         |        |            |         |           |                |       |       |
| Hot and cold piped running water inside structure..... | 3,519      | 14,471    | 6,802    | 5,571   | 5,666  | 11,236  | 4,624    | 6,355  | 6,296  | 3,389   | 6,244  | 23,088     | 438     | 7,960     | 4,680          | 2,531 | 2,394 |
| Only cold piped running water inside structure.....    | 870        | 3,329     | 1,687    | 1,268   | 1,227  | 3,882   | 1,093    | 866    | 1,408  | 1,422   | 1,124  | 1,854      | 121     | 1,991     | 1,373          | 769   | 492   |
| Piped running water outside structure.....             | 82         | 433       | 386      | 123     | 122    | 255     | 148      | 98     | 96     | 90      | 159    | 169        | 13      | 207       | 74             | 84    | 60    |
| No piped running water.....                            | 559        | 4,375     | 1,094    | 1,389   | 2,195  | 1,788   | 1,873    | 727    | 1,629  | 1,438   | 1,149  | 1,527      | 368     | 1,908     | 1,331          | 1,406 | 1,010 |
| Not reported.....                                      | 114        | 467       | 146      | 139     | 230    | 789     | 419      | 127    | 99     | 114     | 190    | 665        | 7       | 177       | 150            | 87    | 1,494 |
| <b>TOILET FACILITIES</b>                               |            |           |          |         |        |         |          |        |        |         |        |            |         |           |                |       |       |
| Flush toilet inside structure, exclusive use.....      | 3,555      | 13,658    | 6,286    | 5,127   | 5,055  | 10,627  | 4,477    | 6,320  | 5,898  | 3,409   | 6,596  | 21,874     | 404     | 7,666     | 4,563          | 2,370 | 2,543 |
| Flush toilet inside structure, shared.....             | 51         | 619       | 330      | 206     | 181    | 131     | 117      | 151    | 308    | 122     | 192    | 558        | 4       | 189       | 161            | 108   | 52    |
| Other toilet facilities (including privy).....         | 1,303      | 8,142     | 3,267    | 2,936   | 3,852  | 6,033   | 3,042    | 1,461  | 3,160  | 2,772   | 1,665  | 4,018      | 527     | 4,040     | 2,703          | 2,217 | 1,344 |
| No toilet.....   | 112        | 218       | 91       | 84      | 124    | 388     | 99       | 108    | 68     | 36      | 238    | 197        | 5       | 166       | 63             | 88    | 45    |
| Not reported.....                                      | 123        | 438       | 141      | 137     | 228    | 771     | 422      | 133    | 94     | 114     | 175    | 656        | 7       | 182       | 118            | 94    | 1,466 |
| <b>BATHING FACILITIES</b>                              |            |           |          |         |        |         |          |        |        |         |        |            |         |           |                |       |       |
| Installed bathtub or shower, exclusive use.....        | 3,384      | 13,457    | 6,179    | 4,956   | 4,920  | 10,083  | 4,188    | 6,030  | 5,787  | 3,186   | 6,207  | 22,043     | 386     | 7,431     | 4,120          | 2,294 | 2,438 |
| Installed bathtub or shower, shared.....               | 50         | 539       | 320      | 178     | 165    | 127     | 110      | 148    | 267    | 108     | 182    | 549        | 1       | 180       | 149            | 88    | 51    |
| No bathtub or shower.....                              | 1,561      | 8,564     | 3,456    | 3,199   | 4,110  | 6,900   | 3,313    | 1,758  | 3,345  | 3,013   | 2,252  | 3,946      | 552     | 4,315     | 3,188          | 2,385 | 1,104 |
| Not reported.....                                      | 149        | 515       | 160      | 157     | 245    | 840     | 546      | 237    | 129    | 146     | 225    | 765        | 8       | 317       | 151            | 110   | 1,857 |
| <b>*YEAR BUILT</b>                                     |            |           |          |         |        |         |          |        |        |         |        |            |         |           |                |       |       |
| Number reporting.....                                  | 4,850      | 22,580    | 9,820    | 8,270   | 9,110  | 16,905  | 7,470    | 7,880  | 9,225  | 6,035   | 8,465  | 26,265     | 890     | 11,910    | 7,255          | 4,610 | 3,495 |
| 1945 or later.....                                     | 280        | 3,155     | 1,570    | 1,145   | 1,345  | 1,285   | 1,140    | 750    | 1,530  | 635     | 1,460  | 5,020      | 35      | 1,635     | 435            | 340   | 495   |
| 1940 to 1944.....                                      | 120        | 1,140     | 520      | 585     | 475    | 805     | 200      | 475    | 860    | 335     | 355    | 1,695      | 15      | 570       | 185            | 120   | 155   |
| 1930 to 1939.....                                      | 940        | 2,420     | 960      | 680     | 745    | 2,740   | 905      | 1,520  | 1,080  | 2,165   | 3,055  | 970        | 110     | 1,860     | 1,140          | 350   | 780   |
| 1920 to 1929.....                                      | 1,060      | 2,405     | 1,850    | 1,015   | 1,105  | 2,720   | 1,085    | 1,350  | 1,000  | 980     | 1,765  | 4,495      | 110     | 1,860     | 1,140          | 350   | 570   |
| 1910 or earlier.....                                   | 2,450      | 13,460    | 4,920    | 4,845   | 5,440  | 9,355   | 4,140    | 3,805  | 4,985  | 3,005   | 2,720  | 12,000     | 635     | 6,645     | 4,725          | 3,430 | 1,495 |
| <b>*ELECTRIC LIGHTING</b>                              |            |           |          |         |        |         |          |        |        |         |        |            |         |           |                |       |       |
| Number reporting.....                                  | 4,950      | 22,705    | 9,915    | 8,275   | 9,280  | 17,010  | 7,610    | 7,960  | 9,460  | 6,305   | 8,665  | 26,395     | 970     | 11,865    | 7,470          | 4,780 | 3,975 |
| With electric lights.....                              | 4,765      | 21,780    | 9,750    | 8,010   | 9,035  | 16,505  | 6,985    | 7,490  | 9,225  | 5,920   | 8,390  | 26,140     | 910     | 11,630    | 7,260          | 4,380 | 3,685 |
| Total occupied dwelling units.....                     | 4,049      | 21,770    | 9,694    | 7,553   | 8,806  | 15,241  | 6,965    | 7,498  | 9,106  | 5,909   | 4,718  | 25,987     | 890     | 11,617    | 7,226          | 4,456 | 2,385 |
| <b>*HEATING EQUIPMENT</b>                              |            |           |          |         |        |         |          |        |        |         |        |            |         |           |                |       |       |
| Number reporting heating equipment.....                | 4,080      | 21,390    | 9,580    | 7,390   | 8,775  | 15,070  | 6,885    | 7,335  | 9,085  | 5,915   | 4,730  | 25,550     | 885     | 11,470    | 7,035          | 4,275 | 2,290 |
| Central heating, piped steam or hot water.....         | 2,020      | 7,510     | 750      | 1,815   | 3,095  | 5,170   | 1,090    | 325    | 390    | 925     | 1,860  | 13,825     | 180     | 4,510     | 1,955          | 1,045 | 685   |
| Central heating, warm air furnace.....                 | 815        | 5,435     | 6,125    | 2,115   | 2,295  | 2,910   | 2,705    | 2,540  | 4,805  | 2,295   | 1,440  | 8,020      | 200     | 3,080     | 1,775          | 895   | 835   |
| Noncentral heating, with flue.....                     | 860        | 7,470     | 2,485    | 3,080   | 2,805  | 5,785   | 2,915    | 3,320  | 3,705  | 2,465   | 1,225  | 2,970      | 475     | 3,260     | 3,000          | 2,255 | 760   |
| Noncentral heating, without flue.....                  | 270        | 935       | 220      | 380     | 550    | 740     | 170      | 1,145  | 175    | 195     | 170    | 645        | 30      | 550       | 255            | 80    | 10    |
| Not heated.....  | 115        | 40        | ...      | ...     | 30     | 465     | 5        | 5      | 10     | 35      | 35     | 90         | ...     | 70        | 50             | ...   | ...   |
| <b>*HEATING FUEL</b>                                   |            |           |          |         |        |         |          |        |        |         |        |            |         |           |                |       |       |
| Number reporting heating equipment.....                | 4,080      | 21,390    | 9,580    | 7,390   | 8,775  | 15,070  | 6,885    | 7,335  | 9,085  | 5,915   | 4,730  | 25,550     | 885     | 11,470    | 7,035          | 4,275 | 2,290 |
| Central heating.....                                   | 2,835      | 12,945    | 6,875    | 3,930   | 5,390  | 8,080   | 3,795    | 2,865  | 5,195  | 3,220   | 3,300  | 21,845     | 380     | 7,590     | 3,730          | 1,940 | 1,520 |
| Coal.....  | 2,670      | 8,565     | 5,970    | 3,155   | 3,905  | 7,510   | 3,110    | 3,600  | 4,410  | 2,690   | 2,290  | 11,165     | 360     | 5,415     | 3,400          | 1,475 | 960   |
| Wood.....  | 5          | 60        | 5        | 5       | 15     | 30      | 55       | 20     | 5      | 65      | 5      | 80         | 5       | 20        | 10             | 35    | 30    |
| Utility gas.....                                       | 5          | 40        | 710      | 55      | 85     | 45      | 30       | 2,270  | 580    | 30      | 10     | 1,010      | ...     | 165       | ...            | 10    | 125   |
| Bottled gas.....                                       | ...        | 95        | ...      | 35      | 60     | 120     | 45       | 20     | ...    | 5       | 20     | 130        | ...     | 95        | 20             | 35    | 20    |
| Liquid fuel.....                                       | 70         | 3,970     | 75       | 565     | 1,075  | 270     | 410      | 145    | 110    | 405     | 780    | 8,995      | 15      | 1,645     | 175            | 350   | 370   |
| Other fuel.....  | 40         | 180       | 70       | 105     | 240    | 40      | 120      | 35     | 80     | 25      | 135    | 365        | ...     | 225       | 125            | 35    | 10    |
| Not reported.....                                      | 45         | 35        | 45       | 10      | 10     | 65      | 25       | 15     | 10     | ...     | 10     | 100        | ...     | 25        | ...            | ...   | 5     |
| Noncentral heating.....                                | 1,130      | 8,405     | 2,705    | 3,460   | 3,355  | 6,525   | 3,085    | 4,465  | 3,880  | 2,660   | 1,395  | 3,615      | 505     | 3,810     | 3,255          | 2,335 | 770   |
| Coal.....  | 1,050      | 5,515     | 1,790    | 2,600   | 2,675  | 6,265   | 3,085    | 5,200  | 2,175  | 1,360   | 945    | 2,300      | 410     | 2,630     | 2,955          | 1,135 | 440   |
| Wood.....  | 30         | 520       | 5        | 105     | 80     | 135     | 590      | 240    | 40     | 645     | 205    | 55         | 40      | 125       | 75             | 690   | 215   |
| Utility gas.....                                       | ...        | 25        | 550      | 5       | 10     | ...     | 10       | 3,575  | 1,085  | ...     | 5      | 75         | ...     | 40        | ...            | 10    | 20    |
| Bottled gas.....                                       | ...        | 85        | 10       | 45      | 35     | 30      | 35       | 10     | 15     | ...     | 15     | 30         | 5       | 80        | 20             | 10    | 5     |
| Liquid fuel.....                                       | 20         | 2,050     | 225      | 545     | 525    | 45      | 320      | 85     | 490    | 630     | 1,005  | 40         | 780     | 150       | 455            | 85    | 5     |
| Electricity.....                                       | 5          | 25        | 40       | 30      | 15     | 5       | 35       | ...    | 25     | 10      | 10     | 35         | ...     | 40        | 5              | 10    | ...   |
| Other fuel.....  | 10         | 180       | 75       | 125     | 15     | 15      | 85       | 25     | 45     | 10      | 30     | 85         | 10      | 90        | 50             | 20    | ...   |
| Not reported.....                                      | 15         | 5         | 10       | 5       | ...    | 30      | 15       | 10     | 5      | 5       | ...    | 30         | ...     | 25        | ...            | ...   | ...   |
| Not heated.....  | 115        | 40        | ...      | ...     | 30     | 465     | 5        | 5      | 10     | 35      | 35     | 90         | ...     | 70        | 50             | ...   | ...   |
| <b>*COOKING FUEL</b>                                   |            |           |          |         |        |         |          |        |        |         |        |            |         |           |                |       |       |
| Number reporting.....                                  | 3,930      | 21,605    | 9,645    | 7,600   | 8,655  | 15,205  | 6,800    | 7,440  | 8,840  | 5,820   | 4,595  | 25,535     | 865     | 11,575    | 7,090          | 4,490 | 2,385 |
| Coal.....  | 2,720      | 5,205     | 1,200    | 2,295   | 2,165  | 11,155  | 2,035    | 175    | 955    | 1,115   | 1,185  | 2,895      | 450     | 2,805     | 4,180          | 625   | 525   |
| Wood.....  | 90         | 795       | 10       | 155     | 105    | 240     | 945      | 125    | 50     | 985     | 390    | 155        | 110     | 220       | 140            | 1,105 | 195   |
| Utility gas.....                                       | 275        | 1,420     | 5,065    | 1,040   | 1,080  | 400     | 480      | 6,220  | 4,060  | 525     | 165    | 7,780      | 45      | 1,770     | 380            | 1,65  | 350   |
| Bottled gas.....                                       | 310        | 6,315     | 285      | 1,325   | 1,835  | 1,735   | 235      | 65     | 585    | 495     | 1,290  | 2,640      | 65      | 2,560     | 760            | 1,070 | 1,080 |
| Liquid fuel.....                                       | 20         | 1,510     | 270      | 435     | 395    | 35      | 235      | 25     | 330    | 1,005   | 170    | 1,230      | 45      | 740       | 125            | 435   | 65    |
| Electricity.....                                       | 505        | 6,190     | 2,655    | 2,285   | 3,010  | 1,620   | 1,775    | 810    | 2,825  | 1,615   | 1,370  | 10,715     | 145     | 3,335     | 1,475          | 1,020 | 165   |
| Other fuel.....  | 5          | 115       | 160      | 55      | 55     | 15      | 40       | 15     | 25     | 55      | ...    | 100        | ...     | 115       | 30             | 60    | ...   |
| None.....  | 5          | 55        | ...      | 10      | 10     | 5       | 10       | 5      | 10     | 25      | 25     | 20         | ...     | 30        | ...            | 10    | 5     |
| <b>*REFRIGERATION EQUIPMENT</b>                        |            |           |          |         |        |         |          |        |        |         |        |            |         |           |                |       |       |
| Number reporting.....                                  | 3,930      | 21,530    | 9,655    | 7,400   | 8,845  | 14,830  | 6,850    | 7,395  | 9,075  | 5,830   | 4,770  | 25,530     | 880     | 11,315    | 7,135          | 4,375 | 2,430 |
| Mechanical.....  | 3,150      | 18,530    | 8,600    | 6,420   | 7,760  | 11,110  | 5,535    | 6,310  | 7,945  | 4,265   | 3,970  | 24,010     | 645     | 10,155    | 5,590          | 3,265 | 1,905 |
| Ice.....   | 280        | 2,140     | 185      | 550     | 585    | 2,145   | 670      | 245    | 210    | 1,010   | 510    | 1,085      | 135     | 555       | 1,010          | 610   | 300   |
| Other or none.....                                     | 500        | 860       | 870      | 430     | 500    | 1,575   | 645      | 840    | 920    | 555     | 290    | 435        | 100     | 605       | 535            | 500   | 225   |
| <b>*KITCHEN SINK</b>                                   |            |           |          |         |        |         |          |        |        |         |        |            |         |           |                |       |       |
| Number reporting.....                                  | 3,945      | 21,595    | 9,625    | 7,570   | 8,685  | 15,240  | 6,855    | 7,470  | 8,830  | 5,840   | 4,625  | 25,610     | 875     | 11,605    | 7,115          | 4,520 | 2,395 |
| With kitchen sink.....                                 | 3,690      | 18,505    | 9,045    | 6,235   | 7,045  | 14,435  | 5,820    | 7,215  | 8,055  | 4,745   | 4,230  | 24,455     | 625     | 10,270    | 6,210          | 3,285 | 2,270 |
| <b>*RADIO</b>  |            |           |          |         |        |         |          |        |        |         |        |            |         |           |                |       |       |
| Number reporting.....                                  | 4,055      | 21,305    | 9,525    | 7,560   | 8,610  | 15,255  | 6,855    |        |        |         |        |            |         |           |                |       |       |

Table 30.—PLUMBING FACILITIES, YEAR BUILT, AND EQUIPMENT OF RURAL-NONFARM DWELLING UNITS, FOR COUNTIES: 1950—Con.

[Asterisk (\*) denotes statistics based on 20-percent sample]

| Subject  | Potter | Schuyl-kill | Snyder | Somer-set | Sulli-van | Susque-hanna | Tioga | Union | Ve-nango | Warren | Wash-ington | Wayne  | West-more-land | Wyo-ming | York   |  |
|--|--------|-------------|--------|-----------|-----------|--------------|-------|-------|----------|--------|-------------|--------|----------------|----------|--------|--|
| Total dwelling units.....                              | 3,622  | 21,368      | 3,568  | 14,434    | 1,792     | 5,523        | 6,147 | 3,682 | 6,725    | 6,501  | 27,879      | 5,293  | 39,742         | 4,641    | 20,390 |  |
| <b>WATER SUPPLY</b>                                    |        |             |        |           |           |              |       |       |          |        |             |        |                |          |        |  |
| Hot and cold piped running water inside structure..... | 2,012  | 14,244      | 1,985  | 7,341     | 977       | 3,553        | 3,680 | 2,231 | 3,991    | 4,192  | 15,757      | 3,134  | 21,423         | 2,968    | 12,755 |  |
| Only cold piped running water inside structure.....    | 417    | 4,651       | 572    | 3,916     | 180       | 746          | 1,049 | 404   | 922      | 725    | 6,428       | 681    | 10,173         | 683      | 3,491  |  |
| Piped running water outside structure.....             | 56     | 253         | 30     | 333       | 65        | 86           | 79    | 23    | 292      | 64     | 425         | 137    | 578            | 89       | 284    |  |
| No piped running water.....                            | 555    | 1,859       | 934    | 2,538     | 547       | 1,040        | 1,109 | 967   | 1,344    | 1,385  | 5,017       | 1,070  | 6,975          | 829      | 3,625  |  |
| Not reported.....                                      | 582    | 361         | 47     | 306       | 23        | 98           | 230   | 57    | 176      | 135    | 252         | 271    | 493            | 72       | 235    |  |
| <b>TOILET FACILITIES</b>                               |        |             |        |           |           |              |       |       |          |        |             |        |                |          |        |  |
| Flush toilet inside structure, exclusive use.....      | 2,038  | 12,817      | 1,860  | 6,895     | 910       | 3,539        | 3,612 | 2,082 | 3,938    | 4,262  | 15,040      | 3,188  | 20,516         | 2,970    | 11,594 |  |
| Flush toilet inside structure, shared.....             | 75     | 207         | 77     | 631       | 21        | 187          | 200   | 55    | 84       | 89     | 1,068       | 102    | 1,284          | 38       | 975    |  |
| Other toilet facilities (including privy).....         | 882    | 7,800       | 1,503  | 6,268     | 821       | 1,634        | 2,065 | 1,454 | 2,463    | 1,950  | 11,281      | 1,676  | 16,982         | 1,374    | 7,715  |  |
| No toilet.....   | 44     | 158         | 88     | 330       | 19        | 71           | 44    | 39    | 99       | 83     | 292         | 120    | 510            | 159      | 235    |  |
| Not reported.....                                      | 583    | 386         | 40     | 310       | 21        | 92           | 226   | 52    | 141      | 117    | 238         | 207    | 450            | 72       | 271    |  |
| <b>BATHING FACILITIES</b>                              |        |             |        |           |           |              |       |       |          |        |             |        |                |          |        |  |
| Installed bathtub or shower, exclusive use.....        | 1,935  | 12,178      | 1,836  | 6,164     | 924       | 3,299        | 3,288 | 1,998 | 3,852    | 4,058  | 14,485      | 2,995  | 19,626         | 2,769    | 11,356 |  |
| Installed bathtub or shower, shared.....               | 70     | 171         | 66     | 540       | 19        | 179          | 196   | 59    | 85       | 100    | 896         | 102    | 1,167          | 53       | 494    |  |
| No bathtub or shower.....                              | 1,019  | 8,338       | 1,609  | 7,354     | 812       | 1,888        | 2,411 | 1,500 | 2,507    | 2,125  | 12,136      | 1,922  | 18,350         | 1,726    | 7,865  |  |
| Not reported.....                                      | 598    | 681         | 57     | 376       | 37        | 157          | 252   | 125   | 281      | 218    | 362         | 274    | 599            | 93       | 671    |  |
| <b>*YEAR BUILT</b>                                     |        |             |        |           |           |              |       |       |          |        |             |        |                |          |        |  |
| Number reporting.....                                  | 2,955  | 20,825      | 3,480  | 13,845    | 1,780     | 5,005        | 5,980 | 3,685 | 6,310    | 6,220  | 27,475      | 5,050  | 38,945         | 4,485    | 19,740 |  |
| 1945 or later.....                                     | 250    | 865         | 325    | 1,345     | 100       | 295          | 255   | 365   | 955      | 635    | 3,115       | 355    | 5,850          | 250      | 3,325  |  |
| 1940 to 1944.....                                      | 40     | 340         | 65     | 435       | 30        | 90           | 80    | 120   | 345      | 300    | 1,115       | 165    | 2,205          | 70       | 1,265  |  |
| 1930 to 1939.....                                      | 230    | 1,435       | 275    | 1,475     | 370       | 480          | 375   | 380   | 800      | 875    | 2,970       | 730    | 4,110          | 630      | 2,570  |  |
| 1920 to 1929.....                                      | 265    | 3,640       | 470    | 1,975     | 190       | 425          | 380   | 385   | 945      | 765    | 4,750       | 770    | 5,360          | 770      | 2,360  |  |
| 1919 or earlier.....                                   | 2,170  | 14,545      | 2,345  | 8,615     | 1,090     | 3,715        | 4,890 | 2,435 | 3,265    | 3,645  | 15,525      | 3,030  | 21,420         | 2,765    | 10,220 |  |
| <b>*ELECTRIC LIGHTING</b>                              |        |             |        |           |           |              |       |       |          |        |             |        |                |          |        |  |
| Number reporting.....                                  | 3,045  | 21,100      | 3,520  | 14,210    | 1,685     | 5,480        | 5,875 | 3,535 | 6,520    | 6,345  | 27,470      | 5,040  | 39,270         | 4,550    | 20,160 |  |
| With electric lights.....                              | 2,770  | 20,600      | 3,410  | 13,235    | 1,515     | 5,080        | 5,495 | 3,325 | 6,025    | 5,825  | 26,795      | 4,650  | 38,460         | 4,250    | 19,635 |  |
| Total occupied dwelling units.....                     | 2,669  | 20,621      | 3,324  | 13,575    | 1,276     | 4,198        | 5,498 | 3,315 | 5,893    | 5,240  | 27,180      | 3,624  | 37,536         | 3,266    | 19,066 |  |
| <b>*HEATING EQUIPMENT</b>                              |        |             |        |           |           |              |       |       |          |        |             |        |                |          |        |  |
| Number reporting heating equipment.....                | 2,695  | 20,430      | 3,295  | 13,275    | 1,185     | 4,165        | 5,545 | 3,285 | 5,905    | 5,085  | 27,150      | 3,620  | 37,390         | 3,180    | 18,955 |  |
| Central heating, piped steam or hot water.....         | 115    | 8,000       | 635    | 3,595     | 205       | 820          | 485   | 840   | 190      | 155    | 1,975       | 1,355  | 5,680          | 825      | 5,270  |  |
| Central heating, warm air furnace.....                 | 570    | 3,055       | 960    | 4,155     | 315       | 1,450        | 1,575 | 895   | 2,260    | 1,275  | 14,965      | 730    | 20,075         | 900      | 5,640  |  |
| Noncentral heating, with flue.....                     | 1,495  | 7,670       | 1,485  | 5,075     | 650       | 1,730        | 3,085 | 1,460 | 3,255    | 8,950  | 1,305       | 10,360 | 1,350          | 6,865    |        |  |
| Noncentral heating, without flue.....                  | 500    | 1,410       | 215    | 420       | 15        | 165          | 385   | 80    | 715      | 395    | 1,210       | 220    | 1,135          | 70       | 1,145  |  |
| Not heated.....  | 15     | 295         | ...    | 30        | ...       | ...          | 15    | 10    | ...      | 5      | 50          | 10     | 140            | 35       | 35     |  |
| <b>*HEATING FUEL</b>                                   |        |             |        |           |           |              |       |       |          |        |             |        |                |          |        |  |
| Number reporting heating equipment.....                | 2,695  | 20,430      | 3,295  | 13,275    | 1,185     | 4,165        | 5,545 | 3,285 | 5,905    | 5,085  | 27,150      | 3,620  | 37,390         | 3,180    | 18,955 |  |
| Central heating.....                                   | 685    | 11,055      | 1,595  | 7,750     | 520       | 2,270        | 2,060 | 1,735 | 2,450    | 1,430  | 16,940      | 2,085  | 25,755         | 1,725    | 10,910 |  |
| Coal.....  | 60     | 10,500      | 1,415  | 7,215     | 460       | 1,865        | 1,035 | 1,455 | 1,435    | 650    | 13,390      | 1,825  | 21,585         | 1,440    | 5,635  |  |
| Wood.....  | 15     | 20          | 15     | 10        | 10        | 35           | 20    | 50    | 35       | 40     | 20          | 55     | 25             | 25       | 110    |  |
| Utility gas.....                                       | 580    | 10          | 5      | 70        | ...       | ...          | 860   | ...   | 925      | 695    | 3,095       | ...    | 3,050          | ...      | 615    |  |
| Bottled gas.....                                       | ...    | 65          | 10     | 70        | ...       | 20           | ...   | 10    | 5        | ...    | ...         | ...    | 55             | ...      | 60     |  |
| Liquid fuel.....                                       | 10     | 195         | 140    | 240       | 40        | 325          | 130   | 185   | 25       | 15     | 75          | 165    | 425            | 250      | 3,915  |  |
| Other fuel.....  | 15     | 215         | 10     | 115       | 5         | 15           | 15    | 25    | 10       | 210    | 35          | 580    | 5              | 555      |        |  |
| Not reported.....                                      | 5      | 50          | ...    | 30        | 5         | 10           | ...   | 10    | ...      | 20     | 105         | ...    | 35             | 5        | 20     |  |
| Noncentral heating.....                                | 1,995  | 9,080       | 1,700  | 5,495     | 665       | 1,895        | 3,470 | 1,540 | 3,455    | 3,650  | 10,160      | 1,525  | 11,495         | 1,420    | 8,010  |  |
| Coal.....  | 285    | 8,895       | 1,360  | 5,110     | 465       | 1,255        | 1,430 | 1,115 | 1,540    | 700    | 7,025       | 1,220  | 9,135          | 1,100    | 3,960  |  |
| Wood.....  | 345    | 35          | 180    | 100       | 170       | 265          | 295   | 225   | 160      | 510    | 45          | 200    | 25             | 180      | 940    |  |
| Utility gas.....                                       | 1,255  | 5           | 5      | 15        | ...       | ...          | 1,460 | ...   | 1,590    | 2,230  | 2,610       | 10     | 1,510          | ...      | 190    |  |
| Bottled gas.....                                       | 15     | 20          | ...    | 5         | ...       | 10           | 20    | 15    | 15       | 10     | 65          | 10     | 50             | ...      | 95     |  |
| Liquid fuel.....                                       | 30     | 50          | 125    | 230       | 30        | 325          | 245   | 165   | 130      | 160    | 215         | 50     | 455            | 100      | 2,560  |  |
| Electricity.....                                       | 25     | 5           | 5      | 5         | ...       | ...          | 5     | ...   | 5        | 10     | 50          | 5      | 95             | ...      | 115    |  |
| Other fuel.....  | 10     | 35          | 25     | 25        | ...       | 25           | 10    | 15    | 10       | 25     | 100         | 15     | 200            | 30       | 125    |  |
| Not reported.....                                      | 30     | 35          | ...    | 5         | ...       | 15           | 5     | 5     | 5        | 5      | 50          | 15     | 25             | 10       | 25     |  |
| Not heated.....  | 15     | 295         | ...    | 30        | ...       | ...          | 15    | 10    | ...      | 5      | 50          | 10     | 140            | 35       | 35     |  |
| <b>*COOKING FUEL</b>                                   |        |             |        |           |           |              |       |       |          |        |             |        |                |          |        |  |
| Number reporting.....                                  | 2,625  | 20,215      | 3,320  | 13,575    | 1,295     | 3,965        | 5,400 | 3,270 | 5,645    | 5,240  | 26,620      | 3,585  | 37,245         | 3,175    | 18,905 |  |
| Coal.....  | 105    | 16,160      | 1,635  | 7,020     | 765       | 1,720        | 895   | 1,300 | 470      | 225    | 3,345       | 1,665  | 10,035         | 1,670    | 2,130  |  |
| Wood.....  | 255    | 85          | 330    | 150       | 250       | 410          | 540   | 360   | 105      | 380    | 55          | 355    | 30             | 130      | 1,105  |  |
| Utility gas.....                                       | 2,060  | 220         | 115    | 600       | 15        | 45           | 2,905 | 130   | 3,925    | 3,630  | 18,015      | 60     | 14,615         | 120      | 3,425  |  |
| Bottled gas.....                                       | 25     | 1,140       | 340    | 1,800     | 150       | 1,100        | 500   | 415   | 220      | 270    | 505         | 975    | 1,095          | 665      | 2,665  |  |
| Liquid fuel.....                                       | 40     | 80          | 180    | 1,040     | 10        | 75           | 195   | 120   | 240      | 205    | 335         | 50     | 875            | 75       | 2,120  |  |
| Electricity.....                                       | 135    | 2,510       | 705    | 2,650     | 105       | 590          | 325   | 905   | 635      | 495    | 4,255       | 470    | 10,245         | 510      | 7,210  |  |
| Other fuel.....  | 5      | 15          | 10     | 310       | ...       | 15           | 30    | 30    | 50       | 35     | 95          | 5      | 330            | 5        | 205    |  |
| None.....  | ...    | 5           | 5      | 5         | ...       | 10           | 10    | 10    | ...      | ...    | 15          | 5      | 20             | ...      | 45     |  |
| <b>*REFRIGERATION EQUIPMENT</b>                        |        |             |        |           |           |              |       |       |          |        |             |        |                |          |        |  |
| Number reporting.....                                  | 2,660  | 20,595      | 3,280  | 13,585    | 1,225     | 4,240        | 5,360 | 3,190 | 5,895    | 5,175  | 26,790      | 3,470  | 37,265         | 3,175    | 18,895 |  |
| Mechanical.....  | 1,875  | 16,165      | 2,495  | 9,405     | 850       | 3,280        | 4,090 | 2,580 | 4,690    | 4,180  | 23,600      | 2,590  | 32,705         | 2,555    | 17,010 |  |
| Ice.....   | 65     | 3,030       | 355    | 425       | 160       | 250          | 215   | 340   | 210      | 200    | 480         | 285    | 735            | 195      | 800    |  |
| Other or none.....                                     | 720    | 1,400       | 430    | 3,755     | 215       | 710          | 1,055 | 270   | 995      | 795    | 2,710       | 595    | 3,825          | 425      | 1,085  |  |
| <b>*KITCHEN SINK</b>                                   |        |             |        |           |           |              |       |       |          |        |             |        |                |          |        |  |
| Number reporting.....                                  | 2,630  | 20,245      | 3,355  | 13,555    | 1,290     | 3,980        | 5,410 | 3,265 | 5,660    | 5,280  | 26,650      | 3,610  | 37,245         | 3,190    | 18,925 |  |
| With kitchen sink.....                                 | 2,430  | 18,640      | 2,530  | 11,550    | 1,030     | 3,720        | 4,825 | 2,720 | 5,110    | 4,935  | 24,255      | 3,290  | 34,730         | 2,880    | 16,280 |  |
| <b>*RADIO</b>  |        |             |        |           |           |              |       |       |          |        |             |        |                |          |        |  |
| Number reporting.....                                  | 2,610  | 20,305      | 3,230  | 13,565    | 1,310     | 4,125        | 5,285 | 3,290 | 5,815    | 5,085  | 26,870      | 3,525  | 37,450         | 3,285    | 18,905 |  |
| With radio.....  | 2,465  | 19,645      | 3,105  | 12,850    | 1,230     | 3,890        | 5,100 | 3,145 | 5,540    | 4,895  | 25,700      | 3,380  | 36,095         | 3,160    | 18,540 |  |
| <b>*TELEVISION</b>                                     |        |             |        |           |           |              |       |       |          |        |             |        |                |          |        |  |
| Number reporting.....                                  | 2,610  | 20,195      | 3,215  | 13,580    | 1,310     | 4,120        | 5,270 | 3,270 | 5,815    | 5,015  | 26,810      | 3,510  | 37,425         | 3,305    | 18,815 |  |
| With television.....                                   | 40     | 790         | 45     | 655       | 35        | 90           | 15    | 40    | 165      | 65     | 2,080       | 55     | 3,625          | 10       | 2,175  |  |

Table 31.—FINANCIAL CHARACTERISTICS OF RURAL-NONFARM DWELLING UNITS, FOR COUNTIES: 1950

[Median not shown where base is less than 100]

| Subject  | Adams | Allegheny | Armstrong | Beaver | Bedford | Berks  | Blair | Bradford | Bucks  | Butler | Cambria | Cameron | Carbon | Centre | Chester | Clarion | Clearfield |  |
|--|-------|-----------|-----------|--------|---------|--------|-------|----------|--------|--------|---------|---------|--------|--------|---------|---------|------------|--|
| Total dwelling units   | 6,155 | 33,808    | 13,236    | 10,929 | 7,557   | 18,822 | 9,185 | 6,475    | 21,860 | 14,124 | 17,639  | 1,265   | 4,679  | 8,876  | 17,661  | 7,265   | 14,457     |  |
| <b>CONTRACT MONTHLY RENT</b>   |       |           |           |        |         |        |       |          |        |        |         |         |        |        |         |         |            |  |
| Renter-occupied dwelling units; and vacant non-seasonal not dilapidated units, for rent    | 1,952 | 9,710     | 4,604     | 2,463  | 2,579   | 6,184  | 2,723 | 2,003    | 5,707  | 3,872  | 6,148   | 236     | 1,699  | 2,956  | 6,392   | 2,403   | 4,151      |  |
| Less than \$10   | 135   | 477       | 820       | 106    | 367     | 485    | 355   | 247      | 65     | 305    | 889     | 33      | 112    | 357    | 343     | 273     | 672        |  |
| \$10 to \$19   | 540   | 2,423     | 1,730     | 445    | 807     | 2,083  | 910   | 636      | 508    | 947    | 2,776   | 54      | 673    | 978    | 1,130   | 723     | 1,464      |  |
| \$20 to \$29   | 445   | 2,099     | 762       | 500    | 463     | 1,255  | 459   | 380      | 1,205  | 841    | 847     | 34      | 386    | 497    | 1,253   | 494     | 537        |  |
| \$30 to \$39   | 213   | 1,446     | 256       | 474    | 231     | 569    | 223   | 158      | 1,629  | 481    | 257     | 23      | 90     | 227    | 920     | 255     | 238        |  |
| \$40 to \$49   | 100   | 585       | 100       | 199    | 89      | 261    | 64    | 45       | 477    | 213    | 103     | 17      | 43     | 123    | 462     | 89      | 66         |  |
| \$50 to \$59   | 34    | 377       | 27        | 89     | 33      | 120    | 22    | 26       | 235    | 131    | 41      | 7       | 11     | 108    | 395     | 27      | 39         |  |
| \$60 to \$74   | 12    | 232       | 8         | 49     | 11      | 85     | 24    | 7        | 263    | 53     | 23      | 3       | 3      | 48     | 260     | 7       | 14         |  |
| \$75 to \$99   | 2     | 192       | 3         | 31     | 1       | 53     | 12    | 2        | 171    | 20     | 19      | 1       | 5      | 13     | 180     | 1       | 7          |  |
| \$100 or more  | 5     | 113       | 24        | 10     | 11      | 28     | 5     | 1        | 89     | 12     | 13      | 2       | ...    | 10     | 117     | 9       | 6          |  |
| Rent free  | 338   | 1,493     | 702       | 447    | 469     | 1,036  | 550   | 384      | 741    | 661    | 1,033   | 54      | 323    | 493    | 1,050   | 378     | 887        |  |
| Not reported   | 128   | 268       | 152       | 113    | 97      | 209    | 99    | 117      | 324    | 208    | 147     | 8       | 53     | 102    | 282     | 147     | 221        |  |
| Median rent  | 20.83 | 24.20     | 14.61     | 27.57  | 17.30   | 19.02  | 16.67 | 17.37    | 35.05  | 22.45  | 13.73   | 19.50   | 17.84  | 17.73  | 28.14   | 18.72   | 14.47      |  |
| <b>GROSS MONTHLY RENT</b>  |       |           |           |        |         |        |       |          |        |        |         |         |        |        |         |         |            |  |
| Renter-occupied dwelling units   | 1,930 | 9,629     | 4,553     | 2,377  | 2,557   | 6,126  | 2,699 | 1,951    | 5,607  | 3,830  | 6,096   | 229     | 1,689  | 2,912  | 6,313   | 2,378   | 4,110      |  |
| Less than \$10   | 18    | 169       | 133       | 38     | 101     | 72     | 75    | 40       | 23     | 65     | 171     | 4       | 21     | 57     | 44      | 80      | 156        |  |
| \$10 to \$19   | 221   | 927       | 1,128     | 178    | 545     | 714    | 489   | 272      | 194    | 453    | 1,513   | 28      | 220    | 511    | 307     | 432     | 1,012      |  |
| \$20 to \$29   | 392   | 2,060     | 1,337     | 441    | 612     | 1,571  | 690   | 420      | 593    | 843    | 2,003   | 51      | 402    | 712    | 873     | 607     | 1,015      |  |
| \$30 to \$39   | 422   | 2,110     | 621       | 561    | 360     | 1,238  | 425   | 413      | 1,127  | 735    | 731     | 24      | 445    | 443    | 1,050   | 370     | 417        |  |
| \$40 to \$49   | 235   | 1,071     | 228       | 289    | 194     | 634    | 201   | 199      | 964    | 405    | 251     | 27      | 153    | 300    | 959     | 195     | 193        |  |
| \$50 to \$59   | 100   | 585       | 89        | 132    | 79      | 294    | 79    | 75       | 588    | 223    | 94      | 13      | 41     | 128    | 680     | 100     | 64         |  |
| \$60 to \$74   | 53    | 433       | 35        | 94     | 36      | 179    | 34    | 28       | 517    | 109    | 54      | 13      | 14     | 85     | 465     | 29      | 33         |  |
| \$75 to \$99   | 13    | 245       | 18        | 48     | 5       | 84     | 17    | 8        | 305    | 37     | 23      | 4       | 9      | 32     | 259     | 7       | 19         |  |
| \$100 or more  | 6     | 158       | 13        | 13     | 11      | 45     | 7     | 2        | 133    | 17     | 19      | 3       | 2      | 14     | 171     | 8       | 7          |  |
| Rent free or not reported  | 470   | 1,871     | 951       | 583    | 614     | 1,295  | 682   | 494      | 1,163  | 943    | 1,237   | 62      | 382    | 630    | 1,505   | 550     | 1,194      |  |
| Median rent  | 31.72 | 33.04     | 23.03     | 33.99  | 24.34   | 29.93  | 25.35 | 29.42    | 42.46  | 30.55  | 22.56   | 29.65   | 29.70  | 27.33  | 40.86   | 25.90   | 21.78      |  |
| <b>VALUE OF ONE-DWELLING-UNIT STRUCTURES</b>   |       |           |           |        |         |        |       |          |        |        |         |         |        |        |         |         |            |  |
| Owner-occupied dwelling units; and vacant nonseasonal not dilapidated units, for sale only | 3,135 | 19,511    | 7,000     | 7,331  | 3,543   | 9,839  | 5,226 | 3,084    | 12,066 | 8,209  | 9,375   | 535     | 1,969  | 4,485  | 8,646   | 3,801   | 8,414      |  |
| Less than \$2,000  | 213   | 1,157     | 1,118     | 567    | 719     | 519    | 676   | 456      | 262    | 731    | 1,767   | 67      | 181    | 758    | 282     | 537     | 2,045      |  |
| \$2,000 to \$2,999   | 264   | 1,386     | 1,022     | 442    | 552     | 609    | 687   | 402      | 288    | 734    | 1,513   | 56      | 233    | 640    | 325     | 547     | 1,620      |  |
| \$3,000 to \$3,999   | 336   | 1,675     | 1,083     | 608    | 575     | 1,023  | 904   | 468      | 452    | 906    | 1,440   | 48      | 304    | 709    | 475     | 608     | 1,428      |  |
| \$4,000 to \$4,999   | 334   | 1,555     | 756       | 692    | 399     | 1,090  | 671   | 384      | 589    | 871    | 1,078   | 43      | 283    | 526    | 601     | 512     | 807        |  |
| \$5,000 to \$7,499   | 875   | 3,968     | 1,532     | 1,984  | 651     | 3,020  | 1,164 | 699      | 2,565  | 2,059  | 1,663   | 161     | 487    | 851    | 1,711   | 751     | 1,203      |  |
| \$7,500 to \$9,999   | 355   | 2,524     | 532       | 823    | 143     | 1,567  | 409   | 172      | 2,275  | 837    | 670     | 74      | 198    | 374    | 1,293   | 243     | 274        |  |
| \$10,000 to \$14,999   | 270   | 4,180     | 354       | 1,280  | 137     | 1,132  | 269   | 114      | 2,900  | 817    | 594     | 51      | 143    | 270    | 1,734   | 179     | 203        |  |
| \$15,000 or more   | 93    | 2,303     | 152       | 549    | 46      | 491    | 152   | 54       | 1,701  | 423    | 146     | 19      | 45     | 82     | 1,406   | 79      | 99         |  |
| Not reported   | 395   | 763       | 431       | 386    | 321     | 388    | 294   | 335      | 1,034  | 831    | 504     | 16      | 95     | 275    | 919     | 345     | 735        |  |
| Median value   | 5,531 | 7,206     | 4,031     | 6,422  | 3,541   | 6,130  | 4,247 | 4,076    | 8,945  | 5,425  | 3,752   | 5,672   | 4,724  | 3,947  | 8,551   | 4,020   | 3,072      |  |

| Subject  | Clinton | Columbia | Crawford | Cumberland | Dauphin | Delaware | Elk   | Erie   | Fayette | Forest | Franklin | Fulton | Greene | Huntingdon | Indiana | Jefferson | Juniata |  |
|--|---------|----------|----------|------------|---------|----------|-------|--------|---------|--------|----------|--------|--------|------------|---------|-----------|---------|--|
| Total dwelling units   | 5,714   | 6,082    | 10,928   | 8,402      | 9,835   | 10,042   | 3,678 | 10,259 | 31,713  | 2,557  | 8,970    | 1,461  | 7,892  | 6,575      | 11,827  | 6,374     | 3,132   |  |
| <b>CONTRACT MONTHLY RENT</b>   |         |          |          |            |         |          |       |        |         |        |          |        |        |            |         |           |         |  |
| Renter-occupied dwelling units; and vacant non-seasonal not dilapidated units, for rent    | 1,700   | 1,755    | 2,637    | 2,428      | 2,923   | 2,423    | 939   | 2,317  | 14,177  | 433    | 2,870    | 491    | 2,937  | 1,855      | 4,514   | 2,080     | 999     |  |
| Less than \$10   | 234     | 130      | 58       | 224        | 190     | 71       | 161   | 52     | 3,439   | 39     | 314      | 79     | 250    | 334        | 590     | 302       | 132     |  |
| \$10 to \$19   | 538     | 725      | 406      | 145        | 1,085   | 224      | 311   | 399    | 5,619   | 112    | 840      | 131    | 942    | 644        | 2,077   | 782       | 360     |  |
| \$20 to \$29   | 328     | 338      | 711      | 371        | 567     | 310      | 155   | 499    | 1,770   | 113    | 465      | 81     | 844    | 278        | 662     | 291       | 175     |  |
| \$30 to \$39   | 139     | 133      | 457      | 723        | 223     | 271      | 55    | 306    | 699     | 35     | 262      | 34     | 267    | 108        | 234     | 102       | 65      |  |
| \$40 to \$49   | 66      | 37       | 197      | 120        | 130     | 217      | 21    | 175    | 255     | 5      | 119      | 17     | 59     | 48         | 76      | 72        | 20      |  |
| \$50 to \$59   | 23      | 26       | 90       | 95         | 104     | 230      | 14    | 77     | 139     | 6      | 60       | 5      | 23     | 19         | 46      | 16        | 3       |  |
| \$60 to \$74   | 8       | 15       | 38       | 122        | 56      | 196      | 4     | 62     | 64      | ...    | 40       | 1      | 5      | 5          | 15      | 17        | ...     |  |
| \$75 to \$99   | 1       | ...      | 10       | 94         | 39      | 147      | 2     | 25     | 37      | ...    | 26       | ...    | 8      | 1          | 10      | 17        | 1       |  |
| \$100 or more  | 1       | 2        | 7        | 51         | 7       | 110      | 3     | 17     | 17      | ...    | 4        | 9      | 3      | 6          | 14      | 7         | 26      |  |
| Rent free  | 311     | 265      | 416      | 387        | 440     | 548      | 162   | 502    | 1,892   | 26     | 182      | 37     | 151    | 338        | 621     | 338       | 154     |  |
| Not reported   | 51      | 84       | 247      | 96         | 82      | 99       | 51    | 203    | 246     | 26     | 182      | 37     | 151    | 66         | 176     | 117       | 88      |  |
| Median rent  | 17.45   | 17.33    | 27.22    | 32.31      | 18.81   | 40.05    | 15.52 | 26.57  | 13.05   | 20.08  | 18.34    | 16.18  | 19.62  | 15.16      | 13.81   | 14.63     | 16.53   |  |
| <b>GROSS MONTHLY RENT</b>  |         |          |          |            |         |          |       |        |         |        |          |        |        |            |         |           |         |  |
| Renter-occupied dwelling units   | 1,670   | 1,742    | 2,541    | 2,398      | 2,900   | 2,406    | 935   | 2,285  | 14,100  | 416    | 2,852    | 479    | 2,908  | 1,833      | 4,459   | 1,986     | 991     |  |
| Less than \$10   | 40      | 18       | 13       | 31         | 16      | 13       | 35    | 9      | 402     | 10     | 59       | 26     | 89     | 72         | 126     | 52        | 28      |  |
| \$10 to \$19   | 233     | 187      | 119      | 276        | 275     | 80       | 206   | 129    | 4,951   | 51     | 378      | 80     | 358    | 423        | 1,152   | 442       | 146     |  |
| \$20 to \$29   | 377     | 476      | 353      | 496        | 781     | 156      | 260   | 422    | 3,910   | 102    | 645      | 91     | 782    | 496        | 1,420   | 586       | 245     |  |
| \$30 to \$39   | 356     | 416      | 485      | 373        | 649     | 229      | 128   | 457    | 1,526   | 77     | 481      | 68     | 810    | 225        | 569     | 234       | 178     |  |
| \$40 to \$49   | 175     | 196      | 474      | 226        | 311     | 321      | 48    | 270    | 601     | 36     | 269      | 39     | 155    | 104        | 215     | 91        | 94      |  |
| \$50 to \$59   | 64      | 45       | 219      | 157        | 162     | 279      | 26    | 139    | 266     | 10     | 144      | 14     | 41     | 44         | 76      | 48        | 8       |  |
| \$60 to \$74   | 25      | 31       | 108      | 123        | 105     | 279      | 16    | 77     | 128     | 5      | 87       | 12     | 36     | 14         | 46      | 12        | 2       |  |
| \$75 to \$99   | 6       | 11       | 36       | 110        | 45      | 228      | 3     | 25     | 70      | ...    | 46       | 1      | 15     | 10         | 14      | 4         | ...     |  |
| \$100 or more  | 1       | 2        | 7        | 50         | 17      | 150      | 4     | 9      | 24      | 1      | 12       | 3      | 6      | 6          | 10      | 3         | ...     |  |
| Rent free or not reported  | 393     | 360      | 727      | 556        | 539     | 671      | 209   | 748    | 2,222   | 124    | 731      | 145    | 616    | 439        | 831     | 514       | 258     |  |
| Median rent  | 29.22   | 29.71    | 38.25    | 32.39      | 30.99   | 51.96    | 23.95 | 33.53  | 20.71   | 27.98  | 29.17    | 25.45  | 28.44  | 23.19      | 22.61   | 22.87     | 27.43   |  |
| <b>VALUE OF ONE-DWELLING-UNIT STRUCTURES</b>   |         |          |          |            |         |          |       |        |         |        |          |        |        |            |         |           |         |  |
| Owner-occupied dwelling units; and vacant nonseasonal not dilapidated units, for sale only | 2,868   | 3,244    | 5,253    | 4,474      | 5,341   | 6,468    | 2,111 | 5,757  | 13,129  | 593    | 4,838    | 721    | 4,239  | 3,412      | 5,742   | 3,439     | 1,651   |  |
| Less than \$2,000  | 397     | 300      | 291      | 471        | 447     | 51       | 369   | 243    | 3,096   | 123    | 556      | 174    | 378    | 1,054      | 1,326   | 774       | 252     |  |
| \$2,000 to \$2,999   | 452     | 512      | 317      | 355        | 485     | 67       | 301   | 328    | 2,138   | 93     | 521      | 117    | 610    | 612        | 1,017   | 615       | 207     |  |
| \$3,000 to \$3,999   | 439     | 534      | 468      | 482        | 723     |          |       |        |         |        |          |        |        |            |         |           |         |  |

HOUSING—GENERAL CHARACTERISTICS

Table 31.—FINANCIAL CHARACTERISTICS OF RURAL-NONFARM DWELLING UNITS, FOR COUNTIES: 1950—Con.

[Median not shown where base is less than 100]

| Subject  | Locke-<br>wanna | Len-<br>caster | Law-<br>rence | Leb-<br>anon | Le-<br>high | Lu-<br>zerne | Lyco-<br>ming | Mc-<br>Kean | Mercer | Mif-<br>flin | Mon-<br>roe | Mont-<br>gomery | Mon-<br>tour | Nor-<br>thamp-<br>ton | Nor-<br>thum-<br>berland | Perry | Pike  |
|--|-----------------|----------------|---------------|--------------|-------------|--------------|---------------|-------------|--------|--------------|-------------|-----------------|--------------|-----------------------|--------------------------|-------|-------|
| Total dwelling units.....  | 5,144           | 23,075         | 10,115        | 8,490        | 9,440       | 17,950       | 8,157         | 8,173       | 9,528  | 6,453        | 8,866       | 27,303          | 947          | 12,243                | 7,608                    | 4,877 | 5,450 |
| <b>CONTRACT MONTHLY RENT</b>   |                 |                |               |              |             |              |               |             |        |              |             |                 |              |                       |                          |       |       |
| Renter-occupied dwelling units; and vacant non-<br>seasonal not dilapidated units, for rent.....   | 1,301           | 8,184          | 2,520         | 2,897        | 2,955       | 5,552        | 2,039         | 2,451       | 2,423  | 2,221        | 1,592       | 7,539           | 292          | 3,903                 | 2,660                    | 1,546 | 652   |
| Less than \$10.....  | 83              | 505            | 165           | 175          | 195         | 577          | 149           | 197         | 111    | 165          | 56          | 169             | 31           | 236                   | 226                      | 234   | 25    |
| \$10 to \$19.....  | 417             | 2,509          | 681           | 1,093        | 966         | 2,315        | 586           | 639         | 573    | 871          | 283         | 1,288           | 108          | 1,185                 | 1,151                    | 513   | 87    |
| \$20 to \$29.....  | 267             | 1,795          | 535           | 603          | 601         | 1,067        | 434           | 559         | 628    | 472          | 284         | 1,464           | 37           | 950                   | 483                      | 232   | 119   |
| \$30 to \$39.....  | 139             | 921            | 331           | 303          | 297         | 421          | 202           | 359         | 302    | 194          | 242         | 1,205           | 11           | 430                   | 153                      | 135   | 120   |
| \$40 to \$49.....  | 63              | 394            | 139           | 161          | 135         | 219          | 102           | 152         | 147    | 88           | 136         | 774             | 14           | 210                   | 60                       | 58    | 57    |
| \$50 to \$59.....  | 27              | 207            | 82            | 79           | 86          | 83           | 37            | 55          | 65     | 39           | 94          | 564             | 5            | 105                   | 34                       | 18    | 27    |
| \$60 to \$74.....  | 17              | 122            | 44            | 42           | 59          | 52           | 25            | 35          | 23     | 17           | 58          | 351             | 7            | 40                    | 14                       | 4     | 11    |
| \$75 to \$99.....  | 11              | 98             | 17            | 24           | 24          | 21           | 10            | 12          | 14     | 5            | 19          | 224             | 1            | 36                    | 5                        | ...   | 17    |
| \$100 or more.....   | 10              | 31             | 16            | 4            | 20          | 11           | 5             | 4           | 5      | 6            | 18          | 136             | ...          | 24                    | 4                        | 1     | 7     |
| Rent free.....   | 178             | 1,192          | 418           | 306          | 459         | 623          | 362           | 356         | 432    | 291          | 320         | 1,022           | 39           | 519                   | 404                      | 291   | 155   |
| Not reported.....  | 89              | 410            | 92            | 107          | 113         | 163          | 147           | 83          | 123    | 73           | 82          | 342             | 39           | 128                   | 126                      | 60    | 27    |
| Median rent.....dollars.....   | 20.15           | 20.92          | 22.49         | 19.30        | 19.95       | 17.29        | 20.32         | 22.89       | 23.08  | 18.46        | 28.58       | 30.80           | 16.23        | 21.46                 | 16.62                    | 15.85 | 29.82 |
| <b>GROSS MONTHLY RENT</b>  |                 |                |               |              |             |              |               |             |        |              |             |                 |              |                       |                          |       |       |
| Renter-occupied dwelling units.....  | 1,284           | 8,080          | 2,487         | 2,869        | 2,937       | 5,494        | 2,050         | 2,403       | 2,406  | 2,189        | 1,535       | 7,461           | 290          | 3,871                 | 2,649                    | 1,530 | 633   |
| Less than \$10.....  | 11              | 79             | 25            | 29           | 20          | 36           | 27            | 21          | 28     | 21           | 17          | 30              | 5            | 33                    | 40                       | 40    | 6     |
| \$10 to \$19.....  | 112             | 576            | 235           | 226          | 211         | 451          | 205           | 329         | 207    | 216          | 88          | 294             | 43           | 254                   | 286                      | 226   | 33    |
| \$20 to \$29.....  | 276             | 1,723          | 599           | 682          | 1,607       | 412          | 514           | 513         | 511    | 511          | 195         | 617             | 82           | 934                   | 740                      | 381   | 66    |
| \$30 to \$39.....  | 262             | 1,744          | 460           | 699          | 664         | 1,480        | 440           | 518         | 540    | 620          | 259         | 1,455           | 37           | 1,093                 | 646                      | 258   | 95    |
| \$40 to \$49.....  | 169             | 1,074          | 309           | 378          | 375         | 609          | 236           | 310         | 302    | 282          | 226         | 1,275           | 21           | 530                   | 266                      | 157   | 102   |
| \$50 to \$59.....  | 92              | 519            | 151           | 165          | 185         | 292          | 115           | 161         | 142    | 107          | 139         | 885             | 9            | 191                   | 81                       | 64    | 67    |
| \$60 to \$74.....  | 43              | 271            | 84            | 80           | 115         | 126          | 47            | 72          | 70     | 40           | 131         | 675             | 12           | 95                    | 43                       | 28    | 52    |
| \$75 to \$99.....  | 22              | 140            | 30            | 36           | 48          | 61           | 26            | 27          | 27     | 13           | 45          | 352             | ...          | 40                    | 9                        | 6     | 9     |
| \$100 or more.....   | 15              | 62             | 17            | 10           | 37          | 13           | 9             | 7           | 7      | 8            | 18          | 170             | 1            | 31                    | 7                        | 1     | 8     |
| Rent free or not reported.....   | 282             | 1,892          | 567           | 424          | 600         | 819          | 533           | 444         | 570    | 371          | 417         | 1,508           | 80           | 670                   | 531                      | 369   | 195   |
| Median rent.....dollars.....   | 32.86           | 33.28          | 31.46         | 31.27        | 33.04       | 30.90        | 32.01         | 31.78       | 32.22  | 31.99        | 39.50       | 42.48           | 26.29        | 32.46                 | 29.41                    | 27.66 | 41.36 |
| <b>VALUE OF ONE-DWELLING-UNIT STRUCTURES</b>   |                 |                |               |              |             |              |               |             |        |              |             |                 |              |                       |                          |       |       |
| Owner-occupied dwelling units; and vacant<br>nonseasonal not dilapidated units, for sale only..... | 2,370           | 11,559         | 6,455         | 3,893        | 4,942       | 7,854        | 4,238         | 4,567       | 5,946  | 3,187        | 2,585       | 15,658          | 548          | 6,606                 | 3,783                    | 2,429 | 1,510 |
| Less than \$2,000.....   | 167             | 390            | 323           | 272          | 198         | 798          | 383           | 471         | 341    | 462          | 78          | 132             | 39           | 189                   | 405                      | 367   | 63    |
| \$2,000 to \$2,999.....  | 220             | 487            | 350           | 327          | 252         | 1,023        | 429           | 545         | 456    | 442          | 65          | 219             | 54           | 304                   | 415                      | 333   | 88    |
| \$3,000 to \$3,999.....  | 260             | 770            | 573           | 536          | 357         | 1,164        | 526           | 624         | 729    | 569          | 155         | 363             | 90           | 547                   | 586                      | 418   | 125   |
| \$4,000 to \$4,999.....  | 214             | 922            | 703           | 528          | 432         | 906          | 533           | 537         | 708    | 434          | 174         | 586             | 66           | 687                   | 498                      | 314   | 142   |
| \$5,000 to \$7,499.....  | 492             | 2,811          | 2,008         | 1,052        | 1,258       | 1,818        | 1,083         | 1,153       | 1,465  | 739          | 684         | 2,649           | 132          | 1,972                 | 946                      | 526   | 483   |
| \$7,500 to \$9,999.....  | 221             | 1,794          | 1,043         | 511          | 754         | 688          | 371           | 439         | 627    | 216          | 423         | 2,887           | 32           | 1,061                 | 316                      | 134   | 206   |
| \$10,000 to \$14,999.....  | 298             | 2,090          | 834           | 359          | 836         | 622          | 274           | 385         | 596    | 133          | 478         | 4,208           | 35           | 1,025                 | 260                      | 100   | 178   |
| \$15,000 or more.....  | 158             | 1,457          | 342           | 125          | 484         | 369          | 103           | 259         | 230    | 62           | 278         | 3,946           | 18           | 486                   | 118                      | 42    | 126   |
| Not reported.....  | 340             | 838            | 279           | 183          | 371         | 466          | 536           | 154         | 794    | 130          | 250         | 668             | 82           | 335                   | 219                      | 195   | 99    |
| Median value.....dollars.....  | 5,683           | 7,433          | 6,340         | 5,379        | 7,031       | 4,733        | 4,912         | 5,004       | 5,451  | 4,078        | 7,518       | 10,733          | 4,708        | 6,712                 | 4,685                    | 3,948 | 6,399 |

| Subject  | Potter | Schuyll-<br>kill | Snyder | Somer-<br>set | Sulli-<br>van | Susqua-<br>hanna | Tioga | Union | Ye-<br>nango | Warren | Wash-<br>ington | Wayne | West-<br>more-<br>land | Wyo-<br>ming | York   |
|--|--------|------------------|--------|---------------|---------------|------------------|-------|-------|--------------|--------|-----------------|-------|------------------------|--------------|--------|
| Total dwelling units.....  | 3,622  | 21,368           | 3,568  | 14,434        | 1,792         | 5,523            | 6,147 | 3,682 | 6,725        | 6,501  | 27,879          | 5,293 | 39,742                 | 4,641        | 20,390 |
| <b>CONTRACT MONTHLY RENT</b>   |        |                  |        |               |               |                  |       |       |              |        |                 |       |                        |              |        |
| Renter-occupied dwelling units; and vacant non-<br>seasonal not dilapidated units, for rent.....   | 875    | 7,297            | 1,131  | 5,450         | 402           | 1,521            | 2,286 | 1,285 | 1,671        | 1,431  | 10,138          | 1,239 | 12,347                 | 1,312        | 5,423  |
| Less than \$10.....  | 69     | 761              | 166    | 1,034         | 69            | 97               | 356   | 107   | 158          | 98     | 732             | 92    | 1,016                  | 125          | 406    |
| \$10 to \$19.....  | 238    | 3,327            | 471    | 2,083         | 107           | 396              | 606   | 430   | 499          | 406    | 3,525           | 318   | 4,412                  | 319          | 2,110  |
| \$20 to \$29.....  | 204    | 1,346            | 169    | 773           | 62            | 330              | 517   | 236   | 303          | 346    | 2,353           | 302   | 2,343                  | 336          | 1,003  |
| \$30 to \$39.....  | 69     | 507              | 57     | 310           | 21            | 215              | 145   | 95    | 123          | 144    | 1,009           | 141   | 1,157                  | 189          | 380    |
| \$40 to \$49.....  | 14     | 161              | 16     | 85            | 8             | 113              | 53    | 60    | 59           | 51     | 429             | 41    | 479                    | 68           | 162    |
| \$50 to \$59.....  | 3      | 82               | 10     | 39            | 7             | 38               | 16    | 34    | 26           | 16     | 215             | 6     | 252                    | 23           | 111    |
| \$60 to \$74.....  | ...    | 26               | 7      | 19            | ...           | 16               | 2     | 9     | 15           | 3      | 134             | 2     | 116                    | 4            | 58     |
| \$75 to \$99.....  | ...    | 9                | 4      | 3             | 2             | 8                | ...   | 5     | 2            | 1      | 70              | 1     | 53                     | 1            | 39     |
| \$100 or more.....   | 1      | 9                | ...    | 12            | 4             | 1                | 5     | 2     | 4            | 2      | 27              | 2     | 51                     | 4            | 30     |
| Rent free.....   | 200    | 849              | 183    | 891           | 93            | 237              | 522   | 189   | 379          | 286    | 1,349           | 285   | 2,162                  | 201          | 915    |
| Not reported.....  | 77     | 220              | 48     | 201           | 29            | 70               | 64    | 118   | 103          | 78     | 295             | 49    | 306                    | 42           | 209    |
| Median rent.....dollars.....   | 19.15  | 16.37            | 14.94  | 13.87         | 15.50         | 22.98            | 17.62 | 18.49 | 18.17        | 20.31  | 19.47           | 20.73 | 18.24                  | 22.06        | 17.66  |
| <b>GROSS MONTHLY RENT</b>  |        |                  |        |               |               |                  |       |       |              |        |                 |       |                        |              |        |
| Renter-occupied dwelling units.....  | 857    | 7,228            | 1,121  | 5,386         | 396           | 1,469            | 2,217 | 1,282 | 1,655        | 1,415  | 10,013          | 1,212 | 12,197                 | 1,285        | 5,372  |
| Less than \$10.....  | 15     | 86               | 50     | 209           | 9             | 22               | 62    | 18    | 42           | 36     | 228             | 14    | 236                    | 13           | 49     |
| \$10 to \$19.....  | 106    | 767              | 198    | 1,412         | 59            | 123              | 342   | 144   | 233          | 142    | 1,525           | 128   | 2,006                  | 120          | 575    |
| \$20 to \$29.....  | 187    | 2,379            | 331    | 1,550         | 76            | 242              | 493   | 262   | 427          | 331    | 2,760           | 243   | 3,491                  | 260          | 1,552  |
| \$30 to \$39.....  | 166    | 1,712            | 194    | 678           | 53            | 293              | 450   | 278   | 232          | 314    | 1,976           | 254   | 2,044                  | 257          | 1,115  |
| \$40 to \$49.....  | 76     | 727              | 76     | 238           | 39            | 238              | 191   | 155   | 138          | 161    | 971             | 146   | 975                    | 210          | 478    |
| \$50 to \$59.....  | 18     | 229              | 18     | 77            | 20            | 146              | 51    | 66    | 57           | 35     | 391             | 57    | 479                    | 115          | 185    |
| \$60 to \$74.....  | 9      | 96               | 11     | 49            | 7             | 71               | 16    | 25    | 20           | 7      | 281             | 26    | 242                    | 45           | 115    |
| \$75 to \$99.....  | ...    | 32               | 5      | 7             | 4             | 17               | 2     | 11    | 11           | 6      | 109             | 5     | 98                     | 8            | 64     |
| \$100 or more.....   | ...    | 13               | 2      | 12            | 3             | 3                | 4     | 3     | 4            | ...    | 48              | 3     | 60                     | 3            | 39     |
| Rent free or not reported.....   | 260    | 1,187            | 236    | 1,154         | 126           | 314              | 606   | 320   | 491          | 383    | 1,724           | 336   | 2,566                  | 254          | 1,200  |
| Median rent.....dollars.....   | 28.31  | 28.71            | 25.18  | 22.21         | 28.45         | 35.79            | 27.75 | 31.47 | 26.72        | 29.70  | 28.18           | 31.57 | 26.66                  | 34.00        | 28.96  |
| <b>VALUE OF ONE-DWELLING-UNIT STRUCTURES</b>   |        |                  |        |               |               |                  |       |       |              |        |                 |       |                        |              |        |
| Owner-occupied dwelling units; and vacant<br>nonseasonal not dilapidated units, for sale only..... | 1,585  | 10,754           | 1,796  | 6,498         | 740           | 2,238            | 2,801 | 1,688 | 3,740        | 3,410  | 14,222          | 2,007 | 20,813                 | 1,708        | 11,962 |
| Less than \$2,000.....   | 300    | 1,490            | 189    | 1,100         | 191           | 245              | 528   | 173   | 397          | 364    | 1,111           | 141   | 2,213                  | 177          | 445    |
| \$2,000 to \$2,999.....  | 294    | 1,530            | 269    | 952           | 134           | 296              | 468   | 225   | 406          | 435    | 1,553           | 183   | 2,304                  | 187          | 567    |
| \$3,000 to \$3,999.....  | 329    | 1,838            | 329    | 926           | 122           | 359              | 457   | 227   | 548          | 538    | 2,044           | 251   | 2,654                  | 246          | 1,092  |
| \$4,000 to \$4,999.....  | 213    | 1,437            | 268    | 718           | 51            | 270              | 340   | 187   | 431          | 468    | 1,596           | 227   | 2,466                  | 221          | 1,258  |
| \$5,000 to \$7,499.....  | 219    | 2,598            | 392    | 1,340         | 113           | 536              |       |       |              |        |                 |       |                        |              |        |

Table 32.—OCCUPANCY CHARACTERISTICS, NUMBER OF ROOMS, CONDITION AND PLUMBING FACILITIES, AND NUMBER OF PERSONS IN RURAL-FARM DWELLING UNITS, FOR COUNTIES: 1950

[Percent not shown where less than 0.1; median and percent not shown where base is less than 100]

| Subject  | Adams | Allegheny | Armstrong | Beaver | Bedford | Berks | Blair | Bradford | Bucks | Butler | Cambria | Cameron | Carbon | Centre | Chester | Clarion | Clearfield |
|--|-------|-----------|-----------|--------|---------|-------|-------|----------|-------|--------|---------|---------|--------|--------|---------|---------|------------|
| Total dwelling units                               | 3,240 | 2,629     | 3,294     | 2,027  | 3,414   | 5,506 | 1,850 | 4,769    | 6,474 | 4,614  | 2,610   | 146     | 769    | 1,976  | 6,269   | 2,555   | 2,924      |
| OCCUPANCY, TENURE, AND RACE                        |       |           |           |        |         |       |       |          |       |        |         |         |        |        |         |         |            |
| Occupied dwelling units                            | 3,019 | 2,394     | 3,068     | 1,840  | 3,101   | 5,082 | 1,735 | 4,303    | 5,683 | 4,213  | 2,393   | 125     | 696    | 1,893  | 6,006   | 2,442   | 2,698      |
| Owner occupied                                     | 2,255 | 1,804     | 2,362     | 1,603  | 2,460   | 3,738 | 1,305 | 3,577    | 4,031 | 3,461  | 1,923   | 109     | 594    | 1,289  | 3,761   | 1,933   | 2,272      |
| Percent of total occupied                          | 74.7  | 75.4      | 77.0      | 87.1   | 79.3    | 73.6  | 75.2  | 83.1     | 70.9  | 82.2   | 80.4    | 87.2    | 85.3   | 68.1   | 62.6    | 79.2    | 84.2       |
| White  | 2,251 | 1,797     | 2,358     | 1,595  | 2,437   | 3,733 | 1,303 | 3,569    | 4,015 | 3,455  | 1,917   | 109     | 593    | 1,289  | 3,697   | 1,931   | 2,269      |
| Negro  | 2     | 7         | 2         | 8      | 2       | 5     | 2     | 7        | 14    | 6      | 6       | ...     | 1      | ...    | 62      | 2       | 2          |
| Other races  | 2     | ...       | ...       | ...    | 1       | ...   | ...   | 1        | 2     | ...    | ...     | ...     | ...    | ...    | ...     | ...     | ...        |
| Renter occupied                                    | 764   | 590       | 706       | 237    | 641     | 1,344 | 430   | 726      | 1,652 | 752    | 470     | 16      | 102    | 604    | 2,245   | 509     | 426        |
| White  | 763   | 575       | 706       | 234    | 641     | 1,343 | 430   | 726      | 1,544 | 748    | 469     | 16      | 102    | 602    | 2,104   | 508     | 423        |
| Negro  | 1     | 15        | ...       | 3      | ...     | 1     | ...   | ...      | 105   | 4      | 1       | ...     | ...    | 2      | 140     | ...     | 3          |
| Other races  | ...   | ...       | ...       | ...    | ...     | ...   | ...   | ...      | 3     | ...    | ...     | ...     | ...    | ...    | 1       | ...     | 8          |
| Nonresident dwelling units                         | 27    | 17        | 6         | 56     | 20      | 69    | 3     | 14       | 135   | 30     | 11      | ...     | 3      | 24     | 74      | 3       | ...        |
| Vacant dwelling units                              | 194   | 218       | 220       | 131    | 293     | 355   | 112   | 452      | 656   | 371    | 206     | 21      | 70     | 59     | 189     | 110     | 218        |
| Nonseasonal not dilapidated, for rent or sale      | 32    | 126       | 45        | 39     | 33      | 93    | 21    | 69       | 198   | 61     | 69      | 10      | 15     | 33     | 157     | 56      | 60         |
| Percent of total dwelling units                    | 1.0   | 4.8       | 1.4       | 1.9    | 1.0     | 1.7   | 1.1   | 1.4      | 3.1   | 1.3    | 2.6     | 6.8     | 8      | 1.7    | 2.5     | 2.2     | 2.1        |
| For rent   | 24    | 25        | 27        | 11     | 25      | 30    | 11    | 32       | 44    | 17     | 44      | 8       | 11     | 19     | 74      | 31      | 26         |
| For sale only                                      | 8     | 101       | 18        | 28     | 8       | 63    | 10    | 37       | 154   | 44     | 25      | 2       | 4      | 14     | 83      | 25      | 34         |
| Nonseasonal not dilapidated, not for rent or sale  | 73    | 36        | 68        | 31     | 102     | 129   | 41    | 163      | 228   | 98     | 47      | 1       | 6      | 4      | 6       | 32      | 63         |
| Nonseasonal dilapidated                            | 16    | 37        | 62        | 20     | 53      | 40    | 26    | 129      | 50    | 74     | 59      | 4       | 8      | 16     | 18      | 11      | 59         |
| Seasonal   | 73    | 19        | 45        | 41     | 105     | 93    | 24    | 91       | 180   | 138    | 31      | 6       | 41     | 6      | 8       | 11      | 36         |
| NUMBER OF ROOMS                                    |       |           |           |        |         |       |       |          |       |        |         |         |        |        |         |         |            |
| 1 room   | 17    | 29        | 21        | 28     | 23      | 40    | 16    | 27       | 176   | 60     | 27      | ...     | 7      | 10     | 52      | 13      | 26         |
| 2 rooms  | 41    | 90        | 95        | 62     | 91      | 122   | 47    | 46       | 149   | 108    | 77      | 3       | 18     | 49     | 115     | 44      | 61         |
| 3 rooms  | 68    | 171       | 150       | 108    | 131     | 213   | 82    | 90       | 290   | 231    | 129     | 6       | 38     | 64     | 245     | 62      | 95         |
| 4 rooms  | 203   | 383       | 409       | 246    | 310     | 553   | 160   | 176      | 650   | 471    | 276     | 14      | 69     | 135    | 579     | 153     | 173        |
| 5 rooms  | 238   | 431       | 432       | 340    | 419     | 651   | 238   | 338      | 866   | 720    | 331     | 14      | 94     | 193    | 697     | 233     | 333        |
| 6 rooms  | 502   | 637       | 844       | 536    | 669     | 1,069 | 381   | 680      | 1,223 | 1,278  | 536     | 22      | 157    | 324    | 1,099   | 438     | 694        |
| 7 rooms  | 731   | 321       | 551       | 273    | 674     | 1,119 | 341   | 845      | 1,009 | 728    | 497     | 38      | 114    | 460    | 958     | 486     | 625        |
| 8 rooms  | 768   | 290       | 465       | 206    | 617     | 840   | 272   | 961      | 475   | 601    | 411     | 25      | 112    | 369    | 627     | 620     | 490        |
| 9 rooms or more                                    | 563   | 205       | 215       | 138    | 399     | 802   | 262   | 1,492    | 1,408 | 291    | 239     | 22      | 138    | 341    | 1,529   | 463     | 340        |
| Not reported                                       | 109   | 72        | 112       | 90     | 81      | 97    | 51    | 114      | 228   | 126    | 87      | 2       | 22     | 31     | 168     | 43      | 87         |
| CONDITION AND PLUMBING FACILITIES                  |       |           |           |        |         |       |       |          |       |        |         |         |        |        |         |         |            |
| Total dwelling units                               | 3,240 | 2,629     | 3,294     | 2,027  | 3,414   | 5,506 | 1,850 | 4,769    | 6,474 | 4,614  | 2,610   | 146     | 769    | 1,976  | 6,269   | 2,555   | 2,924      |
| Not dilapidated:                                   | 1,100 | 1,245     | 755       | 678    | 781     | 2,058 | 636   | 1,944    | 3,903 | 1,678  | 768     | 69      | 331    | 564    | 4,059   | 897     | 734        |
| With priv. toilet and bath, and hot running water  | 49    | 99        | 50        | 92     | 43      | 50    | 28    | 139      | 129   | 104    | 61      | 6       | 8      | 12     | 120     | 29      | 59         |
| With private toilet and bath, and only cold water  | 917   | 505       | 1,052     | 520    | 992     | 1,796 | 482   | 1,091    | 1,045 | 1,087  | 852     | 28      | 207    | 568    | 965     | 656     | 917        |
| With running water, lacking private toilet or bath | 981   | 350       | 941       | 471    | 1,147   | 1,173 | 411   | 917      | 624   | 855    | 524     | 29      | 164    | 530    | 593     | 720     | 672        |
| No running water                                   | 5     | 41        | 15        | 6      | 3       | 25    | 11    | 65       | 78    | 59     | 20      | ...     | 3      | 10     | 60      | 9       | 27         |
| Dilapidated:                                       | 93    | 279       | 335       | 162    | 333     | 254   | 185   | 473      | 396   | 614    | 265     | 12      | 43     | 217    | 238     | 138     | 377        |
| With priv. toilet and bath, and hot running water  | 95    | 110       | 146       | 98     | 115     | 150   | 97    | 140      | 299   | 217    | 120     | 2       | 13     | 75     | 234     | 106     | 138        |
| Lacking hot water, private toilet or bath          | 95    | 110       | 146       | 98     | 115     | 150   | 97    | 140      | 299   | 217    | 120     | 2       | 13     | 75     | 234     | 106     | 138        |
| Condition or plumbing facilities not reported      | 764   | 590       | 706       | 237    | 641     | 1,344 | 430   | 726      | 1,652 | 752    | 470     | 16      | 102    | 604    | 2,245   | 509     | 426        |
| Renter-occupied dwelling units                     | 764   | 590       | 706       | 237    | 641     | 1,344 | 430   | 726      | 1,652 | 752    | 470     | 16      | 102    | 604    | 2,245   | 509     | 426        |
| Not dilapidated:                                   | 196   | 221       | 96        | 50     | 104     | 347   | 86    | 209      | 856   | 195    | 90      | 5       | 30     | 139    | 1,240   | 113     | 57         |
| With priv. toilet and bath, and hot running water  | 4     | 16        | 6         | 7      | 11      | 11    | 5     | 23       | 38    | 14     | 12      | 1       | 1      | 3      | 59      | 4       | 5          |
| With private toilet and bath, and only cold water  | 264   | 115       | 226       | 58     | 198     | 558   | 124   | 197      | 335   | 194    | 159     | 4       | 32     | 191    | 451     | 148     | 107        |
| With running water, lacking private toilet or bath | 265   | 93        | 242       | 61     | 216     | 314   | 117   | 171      | 149   | 171    | 118     | 5       | 27     | 179    | 264     | 175     | 138        |
| No running water                                   | 1     | 10        | 3         | 1      | ...     | 4     | 1     | 15       | 24    | 8      | 2       | ...     | 1      | 1      | 21      | 1       | 3          |
| Dilapidated:                                       | 21    | 112       | 118       | 46     | 80      | 82    | 75    | 92       | 177   | 138    | 75      | ...     | 7      | 67     | 144     | 47      | 93         |
| With priv. toilet and bath, and hot running water  | 13    | 23        | 15        | 14     | 32      | 28    | 22    | 19       | 73    | 32     | 14      | 1       | 4      | 24     | 66      | 21      | 23         |
| Lacking hot water, private toilet or bath          | 13    | 23        | 15        | 14     | 32      | 28    | 22    | 19       | 73    | 32     | 14      | 1       | 4      | 24     | 66      | 21      | 23         |
| Condition or plumbing facilities not reported      | 13    | 23        | 15        | 14     | 32      | 28    | 22    | 19       | 73    | 32     | 14      | 1       | 4      | 24     | 66      | 21      | 23         |
| NUMBER OF PERSONS                                  |       |           |           |        |         |       |       |          |       |        |         |         |        |        |         |         |            |
| Total occupied dwelling units                      | 3,019 | 2,394     | 3,068     | 1,840  | 3,101   | 5,082 | 1,735 | 4,303    | 5,683 | 4,213  | 2,393   | 125     | 696    | 1,893  | 6,006   | 2,442   | 2,698      |
| 1 person   | 136   | 92        | 191       | 74     | 126     | 205   | 78    | 261      | 335   | 269    | 104     | 7       | 21     | 65     | 290     | 159     | 164        |
| 2 persons  | 703   | 506       | 709       | 355    | 611     | 1,052 | 305   | 979      | 1,449 | 951    | 386     | 22      | 124    | 297    | 1,296   | 517     | 539        |
| 3 persons  | 606   | 508       | 639       | 347    | 611     | 1,095 | 329   | 863      | 1,229 | 826    | 389     | 32      | 143    | 403    | 1,280   | 475     | 530        |
| 4 persons  | 591   | 456       | 530       | 353    | 560     | 992   | 328   | 751      | 1,086 | 741    | 396     | 20      | 137    | 354    | 1,209   | 412     | 454        |
| 5 persons  | 379   | 335       | 384       | 271    | 464     | 732   | 278   | 621      | 746   | 539    | 345     | 14      | 92     | 272    | 822     | 309     | 381        |
| 6 persons  | 251   | 219       | 260       | 182    | 313     | 444   | 154   | 390      | 398   | 367    | 276     | 7       | 71     | 206    | 488     | 219     | 253        |
| 7 persons  | 159   | 115       | 169       | 131    | 173     | 255   | 105   | 197      | 217   | 225    | 199     | 8       | 48     | 121    | 271     | 149     | 149        |
| 8 persons  | 81    | 81        | 87        | 54     | 109     | 129   | 68    | 119      | 100   | 120    | 108     | 9       | 24     | 80     | 171     | 103     | 102        |
| 9 persons  | 36    | 37        | 39        | 35     | 65      | 80    | 36    | 64       | 55    | 75     | 73      | 4       | 18     | 40     | 95      | 47      | 56         |
| 10 persons or more                                 | 77    | 45        | 60        | 38     | 69      | 98    | 54    | 58       | 68    | 100    | 117     | 2       | 18     | 55     | 81      | 52      | 70         |
| Median number of persons:                          | 3.6   | 3.7       | 3.5       | 3.9    | 3.9     | 3.7   | 4.0   | 3.6      | 3.4   | 3.6    | 4.3     | 3.6     | 3.9    | 4.0    | 3.6     | 3.7     | 3.8        |
| Total occupied dwelling units                      | 3.5   | 3.7       | 3.5       | 3.9    | 3.8     | 3.6   | 4.0   | 3.6      | 3.4   | 3.6    | 4.4     | 3.4     | 4.0    | 4.0    | 3.6     | 3.6     | 3.8        |
| Owner-occupied dwelling units                      | 4.0   | 3.6       | 3.5       | 3.8    | 3.9     | 3.8   | 3.9   | 3.6      | 3.4   | 3.6    | 3.9     | ...     | 3.4    | 4.1    | 3.6     | 3.9     | 3.7        |
| Renter-occupied dwelling units                     | 4.0   | 3.6       | 3.5       | 3.8    | 3.9     | 3.8   | 3.9   | 3.6      | 3.4   | 3.6    | 3.9     | ...     | 3.4    | 4.1    | 3.6     | 3.9     | 3.7        |
| PERSONS PER ROOM                                   |       |           |           |        |         |       |       |          |       |        |         |         |        |        |         |         |            |
| Total occupied dwelling units                      | 3,019 | 2,394     | 3,068     | 1,840  | 3,101   | 5,082 | 1,735 | 4,303    | 5,683 | 4,213  | 2,393   | 125     | 696    | 1,893  | 6,006   | 2,442   | 2,698      |
| 0.75 or less                                       | 2,275 | 1,429     | 2,014     | 1,088  | 2,053   | 3,559 | 1,092 | 3,438    | 4,108 | 2,708  | 1,310   | 87      | 462    | 1,286  | 4,325   | 1,737   | 1,813      |
| 0.76 to 1.00                                       | 470   | 563       | 603       | 431    | 602     | 1,010 | 392   | 579      | 1,017 | 867    | 587     | 19      | 146    | 347    | 1,093   | 412     | 510        |
| 1.01 to 1.50                                       | 183   | 263       | 289       | 209    | 312     | 354   | 173   | 172      | 333   | 420    | 354     | 12      | 61     | 175    | 388     | 220     | 245        |
| 1.51 or more                                       | 37    | 107       | 122       | 91     | 86      | 116   | 66    | 71       | 136   | 161    | 114     | 5       | 17     | 56     | 124     | 50      | 87         |
| Not reported                                       | 54    | 32        | 40        | 21     | 48      | 43    | 12    | 43       | 89    | 57     | 28      | 2       | 10     | 29     | 76      | 23      | 43         |



HOUSING—GENERAL CHARACTERISTICS

Table 32.—OCCUPANCY CHARACTERISTICS, NUMBER OF ROOMS, CONDITION AND PLUMBING FACILITIES, AND NUMBER OF PERSONS IN RURAL-FARM DWELLING UNITS, FOR COUNTIES: 1950—Con.

(Percent not shown where less than 0.1; median and percent not shown where base is less than 100)

| Subject   | Clinton | Colum-bia | Craw-ford | Cumber-land | Dauphin | Dela-ware | Elk  | Erie  | Fay-ette | Forest | Frank-lin | Ful-ton | Greene | Hunt-ington | Indi-ana | Jef-ferson | Juni-ata |  |
|---|---------|-----------|-----------|-------------|---------|-----------|------|-------|----------|--------|-----------|---------|--------|-------------|----------|------------|----------|--|
| Total dwelling units.....                               | 872     | 2,558     | 5,898     | 2,730       | 2,439   | 925       | 791  | 5,101 | 3,988    | 376    | 3,341     | 1,479   | 3,085  | 2,182       | 4,044    | 2,375      | 1,523    |  |
| OCCUPANCY, TENURE, AND RACE                             |         |           |           |             |         |           |      |       |          |        |           |         |        |             |          |            |          |  |
| Occupied dwelling units.....                            | 783     | 2,423     | 5,385     | 2,561       | 2,299   | 816       | 749  | 4,846 | 3,733    | 288    | 3,155     | 1,379   | 2,867  | 1,860       | 3,959    | 2,216      | 1,424    |  |
| Owner occupied.....                                     | 606     | 1,901     | 4,817     | 1,676       | 1,635   | 510       | 651  | 4,182 | 2,873    | 232    | 2,040     | 1,065   | 2,119  | 1,436       | 3,003    | 1,875      | 1,064    |  |
| Percent of total occupied.....                          | 77.4    | 78.5      | 89.5      | 65.4        | 71.1    | 62.5      | 86.9 | 85.3  | 77.0     | 80.6   | 64.7      | 77.2    | 73.9   | 77.2        | 75.9     | 84.6       | 74.7     |  |
| White.....  | 606     | 1,900     | 4,803     | 1,675       | 1,633   | 507       | 650  | 4,176 | 2,858    | 232    | 2,038     | 1,065   | 2,134  | 1,436       | 2,996    | 1,874      | 1,064    |  |
| Negro.....  | ...     | 1         | 14        | 1           | 2       | 3         | 1    | 4     | 15       | ...    | 2         | ...     | 5      | ...         | 7        | 1          | ...      |  |
| Other races.....  | ...     | ...       | ...       | ...         | ...     | ...       | ...  | ...   | ...      | ...    | ...       | ...     | ...    | ...         | ...      | ...        | ...      |  |
| Renter occupied.....                                    | 177     | 522       | 568       | 885         | 664     | 306       | 98   | 664   | 860      | 56     | 1,115     | 314     | 748    | 424         | 956      | 341        | 360      |  |
| White.....  | 177     | 521       | 565       | 884         | 663     | 284       | 98   | 655   | 854      | 56     | 1,114     | 314     | 745    | 424         | 956      | 341        | 358      |  |
| Negro.....  | ...     | 1         | 3         | 1           | 1       | 22        | ...  | 9     | 5        | ...    | 1         | ...     | 3      | ...         | ...      | ...        | 2        |  |
| Other races.....  | ...     | ...       | ...       | ...         | ...     | ...       | ...  | ...   | 1        | ...    | ...       | ...     | ...    | ...         | ...      | ...        | ...      |  |
| Nonresident dwelling units.....                         | 7       | 1         | 22        | 3           | 8       | 23        | ...  | 24    | 11       | 1      | 23        | 3       | 6      | 113         | 15       | 4          | 8        |  |
| Vacant dwelling units.....                              | 82      | 134       | 491       | 166         | 132     | 86        | 42   | 231   | 244      | 87     | 163       | 97      | 212    | 209         | 70       | 155        | 91       |  |
| Nonseasonal not dilapidated, for rent or sale.....      | 19      | 18        | 113       | 66          | 48      | 51        | 6    | 62    | 79       | 11     | 49        | 20      | 38     | 32          | 51       | 26         | 19       |  |
| Percent of total dwelling units.....                    | 2.2     | 0.7       | 1.9       | 2.4         | 2.0     | 5.5       | 0.8  | 1.2   | 2.0      | 2.9    | 1.5       | 1.4     | 1.2    | 1.5         | 1.3      | 1.1        | 1.2      |  |
| For rent.....   | 9       | 11        | 35        | 21          | 19      | 8         | 2    | 14    | 39       | 6      | 30        | 16      | 22     | 15          | 29       | 17         | 9        |  |
| For sale only.....                                      | 10      | 7         | 78        | 45          | 29      | 43        | 4    | 48    | 40       | 5      | 19        | 4       | 16     | 17          | 22       | 9          | 10       |  |
| Nonseasonal not dilapidated, not for rent or sale.....  | 17      | 41        | 162       | 39          | 56      | 22        | 6    | 58    | 54       | 13     | 56        | 43      | 58     | 63          | ...      | 57         | 35       |  |
| Nonseasonal dilapidated.....                            | 16      | 38        | 126       | 26          | 10      | 7         | 7    | 55    | 67       | 10     | 39        | 28      | 103    | 60          | 19       | 45         | 20       |  |
| Seasonal.....   | 30      | 37        | 90        | 35          | 18      | 6         | 23   | 56    | 44       | 53     | 19        | 6       | 13     | 54          | ...      | 27         | 17       |  |
| NUMBER OF ROOMS   |         |           |           |             |         |           |      |       |          |        |           |         |        |             |          |            |          |  |
| 1 room.....   | 11      | 18        | 36        | 19          | 19      | 8         | 5    | 56    | 46       | 30     | 10        | 15      | 20     | 24          | 39       | 18         | 5        |  |
| 2 rooms.....  | 29      | 47        | 69        | 44          | 70      | 10        | 23   | 79    | 175      | 11     | 49        | 36      | 67     | 68          | 100      | 30         | 34       |  |
| 3 rooms.....  | 35      | 66        | 170       | 79          | 122     | 42        | 24   | 198   | 242      | 22     | 110       | 49      | 139    | 76          | 165      | 57         | 40       |  |
| 4 rooms.....  | 77      | 209       | 374       | 215         | 184     | 85        | 48   | 396   | 656      | 27     | 200       | 130     | 317    | 177         | 464      | 143        | 99       |  |
| 5 rooms.....  | 82      | 277       | 594       | 207         | 211     | 110       | 92   | 672   | 598      | 31     | 270       | 137     | 471    | 251         | 477      | 231        | 152      |  |
| 6 rooms.....  | 155     | 566       | 1,028     | 411         | 426     | 155       | 174  | 948   | 998      | 50     | 564       | 246     | 842    | 358         | 992      | 543        | 264      |  |
| 7 rooms.....  | 159     | 569       | 1,109     | 562         | 519     | 99        | 153  | 911   | 446      | 64     | 662       | 291     | 488    | 436         | 748      | 469        | 367      |  |
| 8 rooms.....  | 154     | 403       | 1,030     | 641         | 524     | 103       | 140  | 689   | 494      | 69     | 757       | 289     | 352    | 374         | 611      | 501        | 307      |  |
| 9 rooms or more.....                                    | 137     | 367       | 1,225     | 482         | 309     | 264       | 119  | 999   | 222      | 66     | 657       | 246     | 287    | 345         | 384      | 332        | 223      |  |
| Not reported.....                                       | 33      | 36        | 263       | 70          | 55      | 46        | 13   | 153   | 111      | 6      | 62        | 40      | 102    | 73          | 64       | 51         | 32       |  |
| CONDITION AND PLUMBING FACILITIES                       |         |           |           |             |         |           |      |       |          |        |           |         |        |             |          |            |          |  |
| Total dwelling units.....                               | 872     | 2,558     | 5,898     | 2,730       | 2,439   | 925       | 791  | 5,101 | 3,988    | 376    | 3,341     | 1,479   | 3,085  | 2,182       | 4,044    | 2,375      | 1,523    |  |
| Not dilapidated:  |         |           |           |             |         |           |      |       |          |        |           |         |        |             |          |            |          |  |
| With priv. toilet and bath, and hot running water.....  | 283     | 899       | 2,301     | 774         | 902     | 735       | 312  | 2,446 | 988      | 77     | 934       | 224     | 757    | 452         | 1,012    | 754        | 366      |  |
| With private toilet and bath, and only cold water.....  | 6       | 13        | 183       | 34          | 13      | 12        | 18   | 189   | 95       | 6      | 92        | 14      | 33     | 29          | 94       | 32         | 9        |  |
| With running water, lacking private toilet or bath..... | 275     | 787       | 1,227     | 721         | 762     | 66        | 169  | 877   | 1,280    | 56     | 839       | 346     | 588    | 596         | 1,347    | 649        | 461      |  |
| No running water.....                                   | 189     | 572       | 1,209     | 802         | 569     | 36        | 160  | 842   | 819      | 153    | 1,224     | 692     | 994    | 773         | 1,001    | 576        | 485      |  |
| Dilapidated:  |         |           |           |             |         |           |      |       |          |        |           |         |        |             |          |            |          |  |
| With priv. toilet and bath, and hot running water.....  | 4       | 7         | 73        | 16          | 15      | 18        | 5    | 60    | 45       | 2      | 4         | 1       | 37     | 2           | 24       | 31         | 2        |  |
| Lacking hot water, private toilet or bath.....          | 74      | 233       | 578       | 316         | 127     | 13        | 101  | 403   | 613      | 76     | 176       | 182     | 548    | 240         | 471      | 261        | 170      |  |
| Condition or plumbing facilities not reported.....      | 41      | 47        | 327       | 67          | 51      | 45        | 26   | 284   | 148      | 6      | 72        | 20      | 128    | 90          | 95       | 72         | 30       |  |
| Renter-occupied dwelling units.....                     | 177     | 522       | 568       | 885         | 664     | 306       | 98   | 664   | 860      | 56     | 1,115     | 314     | 748    | 424         | 956      | 341        | 360      |  |
| Not dilapidated:  |         |           |           |             |         |           |      |       |          |        |           |         |        |             |          |            |          |  |
| With priv. toilet and bath, and hot running water.....  | 52      | 138       | 157       | 163         | 228     | 235       | 29   | 247   | 134      | 9      | 180       | 32      | 87     | 78          | 136      | 58         | 58       |  |
| With private toilet and bath, and only cold water.....  | 2       | 2         | 10        | 13          | 6       | 4         | 1    | 20    | 17       | ...    | 35        | 2       | 5      | 4           | 24       | 1          | 2        |  |
| With running water, lacking private toilet or bath..... | 66      | 171       | 119       | 253         | 193     | 20        | 23   | 128   | 248      | 9      | 332       | 70      | 130    | 120         | 299      | 77         | 134      |  |
| No running water.....                                   | 34      | 129       | 144       | 312         | 179     | 18        | 23   | 120   | 209      | 20     | 491       | 160     | 287    | 150         | 275      | 118        | 115      |  |
| Dilapidated:  |         |           |           |             |         |           |      |       |          |        |           |         |        |             |          |            |          |  |
| With priv. toilet and bath, and hot running water.....  | 1       | 2         | 9         | 4           | 4       | 9         | 1    | 10    | 10       | 1      | 1         | 1       | 8      | 1           | 4        | ...        | ...      |  |
| Lacking hot water, private toilet or bath.....          | 16      | 70        | 87        | 117         | 42      | 8         | 18   | 92    | 217      | 17     | 54        | 45      | 196    | 57          | 189      | 75         | 44       |  |
| Condition or plumbing facilities not reported.....      | 6       | 10        | 42        | 23          | 12      | 12        | 3    | 47    | 25       | ...    | 22        | 4       | 35     | 14          | 29       | 12         | 7        |  |
| NUMBER OF PERSONS                                       |         |           |           |             |         |           |      |       |          |        |           |         |        |             |          |            |          |  |
| Total occupied dwelling units.....                      | 783     | 2,423     | 5,385     | 2,561       | 2,299   | 816       | 749  | 4,846 | 3,733    | 288    | 3,155     | 1,379   | 2,867  | 1,860       | 3,959    | 2,216      | 1,424    |  |
| 1 person.....   | 37      | 104       | 308       | 93          | 83      | 50        | 59   | 220   | 215      | 16     | 104       | 90      | 180    | 89          | 226      | 126        | 72       |  |
| 2 persons.....  | 144     | 527       | 1,270     | 483         | 496     | 164       | 146  | 1,100 | 791      | 69     | 617       | 282     | 663    | 361         | 861      | 535        | 279      |  |
| 3 persons.....  | 179     | 511       | 1,044     | 514         | 518     | 168       | 165  | 981   | 680      | 48     | 693       | 255     | 626    | 386         | 808      | 425        | 320      |  |
| 4 persons.....  | 124     | 492       | 980       | 331         | 443     | 184       | 111  | 909   | 691      | 48     | 607       | 250     | 481    | 355         | 692      | 373        | 281      |  |
| 5 persons.....  | 121     | 340       | 738       | 371         | 294     | 118       | 77   | 719   | 457      | 47     | 439       | 184     | 348    | 262         | 531      | 303        | 194      |  |
| 6 persons.....  | 67      | 211       | 495       | 247         | 221     | 57        | 71   | 403   | 345      | 23     | 293       | 136     | 226    | 166         | 347      | 205        | 116      |  |
| 7 persons.....  | 52      | 120       | 271       | 129         | 114     | 31        | 52   | 247   | 236      | 15     | 184       | 69      | 137    | 96          | 215      | 107        | 71       |  |
| 8 persons.....  | 22      | 54        | 133       | 82          | 59      | 20        | 29   | 135   | 135      | 8      | 92        | 54      | 81     | 59          | 131      | 78         | 40       |  |
| 9 persons.....  | 12      | 26        | 66        | 41          | 33      | 11        | 17   | 61    | 79       | 4      | 53        | 21      | 61     | 41          | 75       | 29         | 24       |  |
| 10 persons or more.....                                 | 25      | 38        | 80        | 70          | 38      | 13        | 22   | 71    | 104      | 10     | 73        | 38      | 64     | 45          | 73       | 35         | 27       |  |
| Median number of persons:                               |         |           |           |             |         |           |      |       |          |        |           |         |        |             |          |            |          |  |
| Total occupied dwelling units.....                      | 3.8     | 3.6       | 3.6       | 3.9         | 3.6     | 3.6       | 3.5  | 3.6   | 3.8      | 3.7    | 3.8       | 3.8     | 3.4    | 3.8         | 3.6      | 3.6        | 3.6      |  |
| Owner-occupied dwelling units.....                      | 3.7     | 3.6       | 3.6       | 3.7         | 3.7     | 3.6       | 3.5  | 3.6   | 3.8      | 3.8    | 3.6       | 3.7     | 3.3    | 3.8         | 3.6      | 3.6        | 3.6      |  |
| Renter-occupied dwelling units.....                     | 3.9     | 3.7       | 3.6       | 4.1         | 3.5     | 3.7       | ...  | 3.7   | 3.7      | ...    | 4.0       | 3.8     | 3.8    | 3.7         | 3.6      | 3.5        | 3.7      |  |
| PERSONS PER ROOM  |         |           |           |             |         |           |      |       |          |        |           |         |        |             |          |            |          |  |
| Total occupied dwelling units.....                      | 783     | 2,423     | 5,385     | 2,561       | 2,299   | 816       | 749  | 4,846 | 3,733    | 288    | 3,155     | 1,379   | 2,867  | 1,860       | 3,959    | 2,216      | 1,424    |  |
| 0.75 or less.....                                       | 524     | 1,757     | 3,975     | 1,849       | 1,638   | 609       | 498  | 3,440 | 2,123    | 208    | 2,324     | 918     | 1,894  | 1,303       | 2,556    | 1,628      | 1,036    |  |
| 0.76 to 1.00.....                                       | 158     | 438       | 899       | 427         | 434     | 147       | 143  | 864   | 811      | 49     | 532       | 257     | 499    | 326         | 777      | 355        | 235      |  |
| 1.01 to 1.50.....                                       | 62      | 156       | 303       | 189         | 151     | 43        | 75   | 320   | 495      | 23     | 216       | 117     | 292    | 163         | 420      | 154        | 109      |  |
| 1.51 or more.....                                       | 29      | 48        | 90        | 50          | 38      | 6         | 27   | 141   | 260      | 8      | 48        | 55      | 132    | 43          | 146      | 46         | 26       |  |
| Not reported.....                                       | 10      | 24        | 118       | 46          | 38      | 11        | 6    | 81    | 44       | ...    | 35        | 32      | 50     | 25          | 60       | 33         | 18       |  |



Table 32.—OCCUPANCY CHARACTERISTICS, NUMBER OF ROOMS, CONDITION AND PLUMBING FACILITIES, AND NUMBER OF PERSONS IN RURAL-FARM DWELLING UNITS, FOR COUNTIES: 1950—Con.

[Percent not shown where less than 0.1; median and percent not shown where base is less than 100]

| Subject   | Lacka-<br>wanna | Lan-<br>caster | Law-<br>rence | Leba-<br>non | Le-<br>high | Lu-<br>zerne | Lyc-<br>o-<br>ming | Mo-<br>kean | Mercer | Mif-<br>flin | Mon-<br>roe | Mont-<br>gomery | Mon-<br>tour | Nor-<br>thamp-<br>ton | Nor-<br>thum-<br>berland | Perry | Pike |
|---|-----------------|----------------|---------------|--------------|-------------|--------------|--------------------|-------------|--------|--------------|-------------|-----------------|--------------|-----------------------|--------------------------|-------|------|
| Total dwelling units.....                               | 1,356           | 9,503          | 2,154         | 2,227        | 2,518       | 3,025        | 2,804              | 1,302       | 4,418  | 1,243        | 1,341       | 4,103           | 727          | 2,752                 | 2,166                    | 1,988 | 510  |
| OCCUPANCY, TENURE, AND RACE                             |                 |                |               |              |             |              |                    |             |        |              |             |                 |              |                       |                          |       |      |
| Occupied dwelling units.....                            | 1,296           | 9,177          | 2,056         | 2,147        | 2,370       | 2,676        | 2,546              | 1,141       | 4,163  | 1,171        | 998         | 3,752           | 692          | 2,474                 | 2,059                    | 1,811 | 358  |
| Owner occupied.....                                     | 1,089           | 5,893          | 1,763         | 1,425        | 1,659       | 2,125        | 2,079              | 910         | 3,644  | 811          | 823         | 2,742           | 503          | 1,949                 | 1,669                    | 1,416 | 311  |
| Percent of total occupied.....                          | 84.0            | 64.2           | 85.7          | 66.4         | 70.0        | 79.4         | 81.7               | 79.8        | 87.5   | 69.3         | 82.5        | 73.1            | 72.7         | 78.8                  | 81.1                     | 78.2  | 86.9 |
| White.....  | 1,084           | 5,879          | 1,756         | 1,424        | 1,659       | 2,123        | 2,078              | 909         | 3,633  | 811          | 822         | 2,731           | 503          | 1,948                 | 1,668                    | 1,415 | 311  |
| Negro.....  | 5               | 11             | 7             | ...          | ...         | ...          | ...                | 1           | 11     | ...          | 1           | 11              | ...          | 1                     | 1                        | 1     | ...  |
| Other races.....  | 3               | ...            | ...           | ...          | ...         | ...          | ...                | ...         | ...    | ...          | ...         | ...             | ...          | ...                   | ...                      | ...   | ...  |
| Renter occupied.....                                    | 207             | 3,284          | 293           | 722          | 711         | 551          | 467                | 231         | 519    | 360          | 175         | 1,010           | 189          | 525                   | 390                      | 395   | 47   |
| White.....  | 207             | 3,269          | 293           | 717          | 709         | 550          | 466                | 230         | 516    | 360          | 175         | 996             | 189          | 524                   | 390                      | 395   | 47   |
| Negro.....  | ...             | 15             | ...           | 5            | 2           | 1            | 1                  | 1           | 3      | ...          | ...         | 13              | ...          | 1                     | ...                      | ...   | ...  |
| Other races.....  | ...             | ...            | ...           | ...          | ...         | ...          | ...                | ...         | ...    | ...          | ...         | ...             | ...          | ...                   | ...                      | ...   | ...  |
| Nonresident dwelling units.....                         | 2               | 14             | 13            | ...          | 20          | 12           | 19                 | 11          | 22     | 20           | 100         | 27              | ...          | 91                    | 11                       | 31    | 117  |
| Vacant dwelling units.....                              | 58              | 312            | 85            | 77           | 128         | 337          | 239                | 150         | 233    | 52           | 243         | 324             | 35           | 187                   | 96                       | 146   | 35   |
| Nonseasonal not dilapidated, for rent or sale.....      | 16              | 109            | 31            | 44           | 45          | 54           | 36                 | 53          | 49     | 37           | 73          | 184             | 4            | 60                    | 20                       | 42    | 27   |
| Percent of total dwelling units.....                    | 1.2             | 1.1            | 1.4           | 2.0          | 1.8         | 1.8          | 1.3                | 4.1         | 1.1    | 3.0          | 5.4         | 4.5             | 0.6          | 2.2                   | 0.9                      | 2.1   | 5.3  |
| For rent.....   | 4               | 66             | 13            | 21           | 18          | 16           | 17                 | 40          | 29     | 12           | 48          | 48              | 3            | 30                    | 12                       | 25    | 4    |
| For sale only.....                                      | 12              | 43             | 18            | 23           | 27          | 38           | 19                 | 13          | 20     | 25           | 25          | 136             | 1            | 30                    | 8                        | 17    | 23   |
| Nonseasonal not dilapidated, not for rent or sale.....  | 21              | 102            | 23            | 7            | 39          | 60           | 66                 | 10          | 69     | 6            | 25          | 76              | 17           | 79                    | 38                       | 42    | 1    |
| Nonseasonal dilapidated.....                            | 1               | 54             | 17            | 9            | 14          | 41           | 51                 | 13          | 52     | 8            | 9           | 29              | 7            | 21                    | 27                       | 20    | 3    |
| Seasonal.....   | 20              | 47             | 14            | 17           | 30          | 182          | 86                 | 74          | 63     | 1            | 136         | 35              | 7            | 27                    | 11                       | 42    | 4    |
| NUMBER OF ROOMS   |                 |                |               |              |             |              |                    |             |        |              |             |                 |              |                       |                          |       |      |
| 1 room.....   | 4               | 53             | 22            | 14           | 6           | 26           | 6                  | 22          | 36     | 9            | 22          | 28              | 4            | 26                    | 8                        | 13    | 20   |
| 2 rooms.....  | 12              | 88             | 29            | 35           | 61          | 50           | 24                 | 32          | 71     | 33           | 34          | 53              | 12           | 72                    | 12                       | 35    | 18   |
| 3 rooms.....  | 33              | 184            | 104           | 44           | 81          | 96           | 38                 | 56          | 157    | 42           | 78          | 177             | 13           | 116                   | 30                       | 52    | 24   |
| 4 rooms.....  | 93              | 519            | 212           | 197          | 226         | 269          | 195                | 92          | 307    | 97           | 146         | 407             | 26           | 244                   | 119                      | 134   | 47   |
| 5 rooms.....  | 123             | 685            | 275           | 165          | 280         | 338          | 261                | 126         | 551    | 111          | 141         | 553             | 70           | 335                   | 183                      | 170   | 77   |
| 6 rooms.....  | 271             | 1,374          | 498           | 331          | 503         | 623          | 595                | 197         | 933    | 230          | 260         | 776             | 137          | 624                   | 435                      | 410   | 68   |
| 7 rooms.....  | 247             | 1,760          | 353           | 442          | 393         | 502          | 441                | 227         | 786    | 223          | 247         | 562             | 187          | 567                   | 442                      | 460   | 64   |
| 8 rooms.....  | 216             | 1,995          | 371           | 532          | 393         | 502          | 444                | 217         | 780    | 276          | 178         | 494             | 138          | 363                   | 448                      | 372   | 45   |
| 9 rooms or more.....                                    | 338             | 2,655          | 235           | 435          | 448         | 410          | 390                | 241         | 678    | 203          | 208         | 953             | 130          | 316                   | 437                      | 281   | 107  |
| Not reported.....                                       | 19              | 190            | 55            | 32           | 37          | 194          | 246                | 92          | 119    | 19           | 27          | 100             | 10           | 89                    | 52                       | 61    | 40   |
| CONDITION AND PLUMBING FACILITIES                       |                 |                |               |              |             |              |                    |             |        |              |             |                 |              |                       |                          |       |      |
| Total dwelling units.....                               | 1,356           | 9,503          | 2,154         | 2,227        | 2,518       | 3,025        | 2,804              | 1,302       | 4,418  | 1,243        | 1,341       | 4,103           | 727          | 2,752                 | 2,166                    | 1,988 | 510  |
| Not dilapidated:  |                 |                |               |              |             |              |                    |             |        |              |             |                 |              |                       |                          |       |      |
| With priv. toilet and bath, and hot running water.....  | 729             | 3,963          | 891           | 839          | 974         | 1,189        | 1,036              | 644         | 1,687  | 349          | 736         | 2,742           | 171          | 1,033                 | 758                      | 449   | 280  |
| With private toilet and bath, and only cold water.....  | 26              | 145            | 43            | 37           | 19          | 23           | 40                 | 28          | 91     | 20           | 38          | 46              | 2            | 50                    | 7                        | 13    | 16   |
| With running water, lacking private toilet or bath..... | 294             | 3,091          | 587           | 675          | 751         | 689          | 780                | 219         | 1,256  | 440          | 217         | 650             | 190          | 793                   | 655                      | 589   | 61   |
| No running water.....                                   | 187             | 1,647          | 325           | 472          | 578         | 534          | 539                | 166         | 730    | 246          | 213         | 313             | 198          | 608                   | 447                      | 686   | 87   |
| Dilapidated:  |                 |                |               |              |             |              |                    |             |        |              |             |                 |              |                       |                          |       |      |
| With priv. toilet and bath, and hot running water.....  | 11              | 27             | 45            | 21           | 11          | 42           | 15                 | 29          | 67     | 11           | 17          | 45              | 5            | 15                    | 18                       | 5     | 1    |
| Lacking hot water, private toilet or bath.....          | 76              | 397            | 185           | 146          | 114         | 290          | 277                | 125         | 444    | 141          | 86          | 137             | 93           | 149                   | 206                      | 198   | 12   |
| Condition or plumbing facilities not reported.....      | 33              | 233            | 78            | 37           | 71          | 258          | 117                | 91          | 143    | 36           | 34          | 170             | 68           | 104                   | 75                       | 48    | 53   |
| Renter-occupied dwelling units.....                     | 207             | 3,284          | 293           | 722          | 711         | 551          | 467                | 231         | 519    | 360          | 175         | 1,010           | 189          | 525                   | 390                      | 395   | 47   |
| Not dilapidated:  |                 |                |               |              |             |              |                    |             |        |              |             |                 |              |                       |                          |       |      |
| With priv. toilet and bath, and hot running water.....  | 102             | 1,119          | 81            | 226          | 193         | 186          | 142                | 100         | 110    | 70           | 89          | 627             | 22           | 136                   | 83                       | 49    | 23   |
| With private toilet and bath, and only cold water.....  | 1               | 59             | 4             | 17           | 6           | 4            | 10                 | 3           | 9      | 8            | 2           | 18              | 1            | 10                    | 2                        | 2     | 2    |
| With running water, lacking private toilet or bath..... | 46              | 1,278          | 99            | 264          | 269         | 130          | 145                | 41          | 179    | 146          | 27          | 193             | 43           | 162                   | 130                      | 128   | 11   |
| No running water.....                                   | 30              | 602            | 60            | 159          | 195         | 125          | 100                | 28          | 101    | 66           | 31          | 76              | 70           | 159                   | 118                      | 155   | 8    |
| Dilapidated:  |                 |                |               |              |             |              |                    |             |        |              |             |                 |              |                       |                          |       |      |
| With priv. toilet and bath, and hot running water.....  | 2               | 9              | 6             | 2            | 1           | 7            | 4                  | 7           | 8      | 3            | 5           | 16              | 1            | 3                     | 3                        | 1     | ...  |
| Lacking hot water, private toilet or bath.....          | 23              | 132            | 31            | 42           | 30          | 71           | 59                 | 39          | 93     | 54           | 18          | 42              | 29           | 38                    | 40                       | 50    | 2    |
| Condition or plumbing facilities not reported.....      | 3               | 85             | 12            | 12           | 17          | 28           | 7                  | 13          | 19     | 13           | 3           | 38              | 23           | 17                    | 14                       | 10    | 1    |
| NUMBER OF PERSONS                                       |                 |                |               |              |             |              |                    |             |        |              |             |                 |              |                       |                          |       |      |
| Total occupied dwelling units.....                      | 1,296           | 9,177          | 2,056         | 2,147        | 2,370       | 2,676        | 2,546              | 1,141       | 4,163  | 1,171        | 998         | 3,752           | 692          | 2,474                 | 2,059                    | 1,811 | 358  |
| 1 person.....   | 59              | 301            | 90            | 75           | 93          | 176          | 111                | 80          | 185    | 33           | 55          | 167             | 27           | 99                    | 79                       | 102   | 23   |
| 2 persons.....  | 308             | 1,670          | 452           | 401          | 470         | 545          | 562                | 272         | 915    | 203          | 251         | 855             | 137          | 504                   | 408                      | 376   | 112  |
| 3 persons.....  | 272             | 1,711          | 413           | 383          | 539         | 600          | 490                | 196         | 828    | 231          | 226         | 804             | 128          | 501                   | 433                      | 347   | 80   |
| 4 persons.....  | 236             | 1,786          | 381           | 387          | 483         | 474          | 508                | 221         | 789    | 217          | 183         | 756             | 135          | 497                   | 392                      | 334   | 65   |
| 5 persons.....  | 192             | 1,321          | 313           | 339          | 364         | 378          | 363                | 146         | 599    | 158          | 114         | 525             | 98           | 374                   | 304                      | 237   | 41   |
| 6 persons.....  | 103             | 827            | 204           | 217          | 183         | 226          | 228                | 101         | 414    | 122          | 62          | 306             | 77           | 218                   | 198                      | 167   | 25   |
| 7 persons.....  | 71              | 585            | 88            | 149          | 110         | 129          | 141                | 65          | 201    | 89           | 46          | 159             | 36           | 142                   | 122                      | 133   | 8    |
| 8 persons.....  | 20              | 377            | 48            | 79           | 58          | 66           | 59                 | 23          | 113    | 47           | 31          | 96              | 22           | 76                    | 63                       | 59    | 2    |
| 9 persons.....  | 14              | 239            | 31            | 50           | 29          | 35           | 41                 | 16          | 63     | 27           | 14          | 41              | 15           | 24                    | 26                       | 17    | ...  |
| 10 persons or more.....                                 | 21              | 360            | 36            | 67           | 41          | 47           | 43                 | 21          | 56     | 44           | 16          | 43              | 17           | 39                    | 34                       | 39    | 2    |
| Median number of persons:                               |                 |                |               |              |             |              |                    |             |        |              |             |                 |              |                       |                          |       |      |
| Total occupied dwelling units.....                      | 3.5             | 4.0            | 3.7           | 4.1          | 3.7         | 3.5          | 3.7                | 3.6         | 3.7    | 4.0          | 3.4         | 3.6             | 3.9          | 3.8                   | 3.8                      | 3.7   | 3.1  |
| Owner-occupied dwelling units.....                      | 3.5             | 4.1            | 3.7           | 4.0          | 3.7         | 3.6          | 3.7                | 3.5         | 3.7    | 4.1          | 3.4         | 3.6             | 3.8          | 3.8                   | 3.7                      | 3.7   | 3.1  |
| Renter-occupied dwelling units.....                     | 3.6             | 3.9            | 3.7           | 4.1          | 3.5         | 3.5          | 3.8                | 3.8         | 3.6    | 4.0          | 3.3         | 3.4             | 4.2          | 3.8                   | 4.0                      | 3.8   | ...  |
| PERSONS PER ROOM  |                 |                |               |              |             |              |                    |             |        |              |             |                 |              |                       |                          |       |      |
| Total occupied dwelling units.....                      | 1,296           | 9,177          | 2,056         | 2,147        | 2,370       | 2,676        | 2,546              | 1,141       | 4,163  | 1,171        | 998         | 3,752           | 692          | 2,474                 | 2,059                    | 1,811 | 358  |
| 0.75 or less.....                                       | 1,003           | 6,625          | 1,417         | 1,482        | 1,712       | 1,919        | 1,717              | 824         | 2,899  | 764          | 741         | 2,769           | 507          | 1,676                 | 1,536                    | 1,282 | 294  |
| 0.76 to 1.00.....                                       | 204             | 1,694          | 385           | 435          | 428         | 474          | 459                | 192         | 837    | 263          | 160         | 710             | 103          | 537                   | 346                      | 337   | 48   |
| 1.01 to 1.50.....                                       | 64              | 625            | 175           | 167          | 158         | 186          | 166                | 83          | 281    | 106          | 64          | 186             | 56           | 178                   | 134                      | 115   | 6    |
| 1.51 or more.....                                       | 18              | 91             | 52            | 33           | 36          | 56           | 55                 | 28          | 85     | 27           | 23          | 45              | 17           | 58                    | 25                       | 47    | 4    |
| Not reported.....                                       | 7               | 142            | 27            | 30           | 36          | 41           | 149                | 14          | 61     | 11           | 10          | 42              | 9            | 25                    | 18                       | 30    | 6    |

NOTE.—Philadelphia County, entirely urban, not shown in this table.

HOUSING—GENERAL CHARACTERISTICS

Table 32.—OCCUPANCY CHARACTERISTICS, NUMBER OF ROOMS, CONDITION AND PLUMBING FACILITIES, AND NUMBER OF PERSONS IN RURAL-FARM DWELLING UNITS, FOR COUNTIES: 1950—Con.

(Percent not shown where less than 0.1; median and percent not shown where base is less than 100)

| Subject   | Potter | Schuyll-kill | Snyder | Somer-set | Sulli-van | Susque-hanna | Tioga | Union | Ve-nango | Warren | Wash-ington | Wayne | West-more-land | Wyo-ming | York  |
|---|--------|--------------|--------|-----------|-----------|--------------|-------|-------|----------|--------|-------------|-------|----------------|----------|-------|
| <b>Total dwelling units</b> .....                       | 1,630  | 2,640        | 1,772  | 3,724     | 625       | 3,562        | 2,832 | 1,071 | 2,260    | 2,042  | 4,515       | 2,755 | 4,093          | 1,659    | 7,876 |
| <b>OCCUPANCY, TENURE, AND RACE</b>                      |        |              |        |           |           |              |       |       |          |        |             |       |                |          |       |
| <b>Occupied dwelling units</b> .....                    | 1,321  | 2,452        | 1,693  | 3,407     | 558       | 3,093        | 2,549 | 1,020 | 1,966    | 1,838  | 4,254       | 2,507 | 3,759          | 1,514    | 7,683 |
| Owner occupied.....                                     | 1,069  | 1,978        | 1,215  | 2,707     | 496       | 2,531        | 2,104 | 707   | 1,647    | 1,632  | 3,143       | 2,150 | 2,975          | 1,235    | 5,816 |
| Percent of total occupied.....                          | 80.9   | 80.7         | 71.8   | 79.5      | 88.9      | 81.8         | 82.5  | 69.3  | 83.8     | 88.8   | 73.9        | 85.8  | 79.1           | 81.6     | 75.7  |
| White.....  | 1,069  | 1,978        | 1,215  | 2,706     | 496       | 2,530        | 2,102 | 706   | 1,646    | 1,631  | 3,130       | 2,150 | 2,963          | 1,235    | 5,802 |
| Negro.....  | ...    | ...          | ...    | 1         | ...       | 1            | 1     | 1     | ...      | 1      | 12          | ...   | 11             | ...      | 13    |
| Other races.....  | ...    | ...          | ...    | ...       | ...       | ...          | ...   | ...   | ...      | ...    | 1           | ...   | 1              | ...      | 1     |
| Renter occupied.....                                    | 252    | 474          | 478    | 700       | 62        | 562          | 445   | 313   | 319      | 206    | 1,111       | 357   | 784            | 279      | 1,867 |
| White.....  | 248    | 474          | 478    | 699       | 62        | 562          | 445   | 313   | 317      | 204    | 1,100       | 357   | 780            | 279      | 1,843 |
| Negro.....  | 2      | ...          | ...    | 1         | ...       | ...          | ...   | ...   | 2        | ...    | 11          | ...   | 4              | ...      | 24    |
| Other races.....  | 2      | ...          | ...    | ...       | ...       | ...          | ...   | ...   | ...      | ...    | ...         | ...   | ...            | ...      | ...   |
| Nonresident dwelling units.....                         | 48     | 4            | 4      | 82        | ...       | 146          | 11    | 8     | 40       | 2      | 5           | ...   | 20             | ...      | 13    |
| <b>Vacant dwelling units</b> .....                      | 261    | 184          | 75     | 235       | 67        | 323          | 272   | 43    | 254      | 202    | 256         | 241   | 314            | 143      | 180   |
| Nonseasonal not dilapidated, for rent or sale.....      | 33     | 48           | 6      | 66        | 9         | 68           | 47    | 10    | 55       | 41     | 94          | 41    | 145            | 24       | 67    |
| Percent of total dwelling units.....                    | 2.0    | 1.8          | 0.3    | 1.8       | 1.4       | 1.9          | 1.7   | 0.9   | 2.4      | 2.0    | 2.1         | 1.5   | 3.5            | 1.4      | 0.9   |
| For rent.....   | 16     | 19           | 1      | 32        | 1         | 30           | 28    | 3     | 26       | 8      | 42          | 14    | 76             | 9        | 26    |
| For sale only.....                                      | 17     | 29           | 5      | 34        | 8         | 38           | 19    | 7     | 29       | 33     | 52          | 27    | 69             | 15       | 41    |
| Nonseasonal not dilapidated, not for rent or sale.....  | 79     | 52           | 20     | 67        | 20        | 100          | 98    | 9     | 90       | 65     | 91          | 80    | 65             | 42       | 43    |
| Nonseasonal dilapidated.....                            | 62     | 25           | 15     | 53        | 20        | 106          | 96    | 12    | 57       | 35     | 53          | 35    | 36             | 38       | 15    |
| Seasonal.....   | 87     | 59           | 34     | 49        | 18        | 49           | 31    | 12    | 52       | 61     | 18          | 85    | 68             | 39       | 55    |
| <b>NUMBER OF ROOMS</b>                                  |        |              |        |           |           |              |       |       |          |        |             |       |                |          |       |
| 1 room.....   | 35     | 18           | 8      | 24        | 4         | 18           | 13    | 6     | 17       | 13     | 47          | 15    | 32             | 8        | 37    |
| 2 rooms.....  | 42     | 39           | 32     | 116       | 5         | 44           | 18    | 13    | 41       | 29     | 144         | 31    | 127            | 10       | 136   |
| 3 rooms.....  | 43     | 55           | 50     | 144       | 3         | 88           | 51    | 25    | 72       | 56     | 241         | 77    | 203            | 36       | 219   |
| 4 rooms.....  | 95     | 220          | 133    | 360       | 23        | 195          | 87    | 62    | 187      | 130    | 546         | 187   | 552            | 117      | 534   |
| 5 rooms.....  | 119    | 289          | 165    | 318       | 51        | 299          | 228   | 102   | 259      | 214    | 691         | 253   | 556            | 169      | 747   |
| 6 rooms.....  | 220    | 529          | 363    | 658       | 93        | 481          | 354   | 198   | 453      | 342    | 1,097       | 446   | 1,088          | 308      | 1,546 |
| 7 rooms.....  | 241    | 543          | 457    | 568       | 94        | 553          | 507   | 268   | 396      | 349    | 594         | 464   | 490            | 274      | 1,965 |
| 8 rooms.....  | 265    | 465          | 334    | 871       | 145       | 680          | 571   | 180   | 404      | 359    | 586         | 501   | 607            | 324      | 1,438 |
| 9 rooms or more.....                                    | 415    | 421          | 195    | 551       | 171       | 1,101        | 899   | 190   | 311      | 452    | 438         | 728   | 279            | 377      | 1,139 |
| Not reported.....                                       | 155    | 61           | 35     | 114       | 36        | 103          | 104   | 27    | 120      | 98     | 131         | 53    | 159            | 36       | 115   |
| <b>CONDITION AND PLUMBING FACILITIES</b>                |        |              |        |           |           |              |       |       |          |        |             |       |                |          |       |
| <b>Total dwelling units</b> .....                       | 1,630  | 2,640        | 1,772  | 3,724     | 625       | 3,562        | 2,832 | 1,071 | 2,260    | 2,042  | 4,515       | 2,755 | 4,093          | 1,659    | 7,876 |
| <b>Not dilapidated:</b>                                 |        |              |        |           |           |              |       |       |          |        |             |       |                |          |       |
| With priv. toilet and bath, and hot running water.....  | 653    | 1,108        | 314    | 1,355     | 229       | 1,404        | 1,265 | 306   | 709      | 734    | 1,438       | 1,386 | 1,442          | 810      | 2,571 |
| With private toilet and bath, and only cold water.....  | 28     | 13           | 7      | 41        | 5         | 40           | 50    | 1     | 62       | 74     | 108         | 41    | 135            | 18       | 92    |
| With running water, lacking private toilet or bath..... | 256    | 748          | 625    | 1,031     | 146       | 837          | 702   | 284   | 517      | 338    | 1,147       | 603   | 1,297          | 338      | 2,736 |
| No running water.....                                   | 222    | 507          | 608    | 702       | 145       | 753          | 388   | 364   | 523      | 426    | 1,252       | 397   | 704            | 303      | 1,579 |
| <b>Dilapidated:</b>                                     |        |              |        |           |           |              |       |       |          |        |             |       |                |          |       |
| With priv. toilet and bath, and hot running water.....  | 34     | 19           | 4      | 51        | 5         | 30           | 38    | 1     | 10       | 39     | 26          | 39    | 27             | 17       | 21    |
| Lacking hot water, private toilet or bath.....          | 260    | 133          | 172    | 406       | 79        | 388          | 287   | 81    | 282      | 303    | 377         | 207   | 291            | 148      | 391   |
| Condition or plumbing facilities not reported.....      | 167    | 112          | 42     | 138       | 16        | 110          | 102   | 34    | 157      | 128    | 167         | 82    | 197            | 25       | 486   |
| <b>Renter-occupied dwelling units</b> .....             | 252    | 474          | 478    | 700       | 62        | 562          | 445   | 313   | 319      | 206    | 1,111       | 357   | 784            | 279      | 1,867 |
| <b>Not dilapidated:</b>                                 |        |              |        |           |           |              |       |       |          |        |             |       |                |          |       |
| With priv. toilet and bath, and hot running water.....  | 68     | 149          | 56     | 165       | 15        | 157          | 138   | 57    | 68       | 56     | 214         | 136   | 218            | 109      | 417   |
| With private toilet and bath, and only cold water.....  | 4      | 1            | ...    | 6         | 1         | 4            | 10    | ...   | 13       | 6      | 19          | 1     | 27             | 4        | 29    |
| With running water, lacking private toilet or bath..... | 48     | 156          | 161    | 206       | 14        | 143          | 138   | 87    | 70       | 39     | 317         | 102   | 230            | 60       | 753   |
| No running water.....                                   | 38     | 108          | 200    | 157       | 21        | 141          | 70    | 135   | 89       | 41     | 367         | 62    | 178            | 58       | 416   |
| <b>Dilapidated:</b>                                     |        |              |        |           |           |              |       |       |          |        |             |       |                |          |       |
| With priv. toilet and bath, and hot running water.....  | 4      | 3            | ...    | 13        | 2         | 4            | 5     | ...   | ...      | 1      | 7           | 5     | 4              | 7        | 2     |
| Lacking hot water, private toilet or bath.....          | 71     | 33           | 54     | 119       | 7         | 98           | 72    | 25    | 68       | 46     | 142         | 36    | 107            | 38       | 116   |
| Condition or plumbing facilities not reported.....      | 19     | 24           | 7      | 34        | 2         | 15           | 12    | 9     | 11       | 17     | 45          | 15    | 20             | 3        | 134   |
| <b>NUMBER OF PERSONS</b>                                |        |              |        |           |           |              |       |       |          |        |             |       |                |          |       |
| <b>Total occupied dwelling units</b> .....              | 1,321  | 2,452        | 1,693  | 3,407     | 558       | 3,093        | 2,549 | 1,020 | 1,966    | 1,838  | 4,254       | 2,507 | 3,759          | 1,514    | 7,683 |
| 1 person.....   | 112    | 106          | 75     | 129       | 41        | 180          | 133   | 38    | 133      | 102    | 201         | 132   | 183            | 77       | 289   |
| 2 persons.....  | 303    | 446          | 348    | 645       | 136       | 653          | 564   | 197   | 465      | 472    | 863         | 583   | 650            | 362      | 1,759 |
| 3 persons.....  | 263    | 495          | 342    | 672       | 88        | 615          | 528   | 184   | 398      | 346    | 905         | 523   | 752            | 334      | 1,655 |
| 4 persons.....  | 219    | 494          | 337    | 663       | 104       | 612          | 471   | 216   | 370      | 309    | 758         | 453   | 715            | 290      | 1,457 |
| 5 persons.....  | 159    | 364          | 216    | 483       | 65        | 440          | 355   | 154   | 225      | 252    | 641         | 355   | 578            | 192      | 1,023 |
| 6 persons.....  | 124    | 230          | 133    | 330       | 56        | 271          | 216   | 97    | 146      | 152    | 393         | 222   | 377            | 108      | 653   |
| 7 persons.....  | 68     | 138          | 98     | 211       | 37        | 156          | 155   | 56    | 98       | 93     | 211         | 107   | 235            | 71       | 399   |
| 8 persons.....  | 35     | 91           | 68     | 127       | 12        | 84           | 60    | 33    | 51       | 57     | 141         | 66    | 114            | 29       | 222   |
| 9 persons.....  | 19     | 49           | 33     | 69        | 9         | 41           | 35    | 18    | 42       | 26     | 66          | 31    | 73             | 24       | 82    |
| 10 persons or more.....                                 | 19     | 39           | 43     | 78        | 10        | 41           | 32    | 27    | 38       | 29     | 75          | 35    | 82             | 27       | 144   |
| <b>Median number of persons:</b>                        |        |              |        |           |           |              |       |       |          |        |             |       |                |          |       |
| Total occupied dwelling units.....                      | 3.4    | 3.9          | 3.7    | 3.9       | 3.6       | 3.7          | 3.6   | 3.9   | 3.5      | 3.5    | 3.7         | 3.5   | 3.9            | 3.5      | 3.6   |
| Owner-occupied dwelling units.....                      | 3.4    | 3.9          | 3.7    | 3.9       | 3.7       | 3.7          | 3.6   | 3.8   | 3.4      | 3.5    | 3.7         | 3.6   | 3.9            | 3.4      | 3.6   |
| Renter-occupied dwelling units.....                     | 3.6    | 3.7          | 3.8    | 3.6       | ...       | 3.6          | 3.7   | 4.1   | 3.6      | 3.4    | 3.8         | 3.3   | 3.9            | 3.6      | 3.7   |
| <b>PERSONS PER ROOM</b>                                 |        |              |        |           |           |              |       |       |          |        |             |       |                |          |       |
| <b>Total occupied dwelling units</b> .....              | 1,321  | 2,452        | 1,693  | 3,407     | 558       | 3,093        | 2,549 | 1,020 | 1,966    | 1,838  | 4,254       | 2,507 | 3,759          | 1,514    | 7,683 |
| 0.75 or less.....                                       | 1,001  | 1,737        | 1,190  | 2,330     | 431       | 2,458        | 2,044 | 729   | 1,411    | 1,361  | 2,996       | 1,951 | 2,267          | 1,163    | 5,602 |
| 0.76 to 1.00.....                                       | 193    | 478          | 309    | 629       | 80        | 432          | 334   | 171   | 338      | 286    | 942         | 382   | 826            | 220      | 1,320 |
| 1.01 to 1.50.....                                       | 71     | 169          | 132    | 290       | 27        | 125          | 109   | 81    | 152      | 121    | 464         | 133   | 458            | 76       | 525   |
| 1.51 or more.....                                       | 28     | 47           | 41     | 91        | 5         | 32           | 23    | 21    | 47       | 38     | 181         | 32    | 174            | 29       | 135   |
| Not reported.....                                       | 28     | 21           | 21     | 67        | 15        | 46           | 39    | 18    | 18       | 32     | 71          | 9     | 34             | 26       | 101   |

PENNSYLVANIA

Table 33.—PLUMBING FACILITIES, YEAR BUILT, AND EQUIPMENT OF RURAL-FARM DWELLING UNITS, FOR COUNTIES: 1950

[Asterisk (\*) denotes statistics based on 20-percent sample]

| Subject  | Adams | Allegheny | Armstrong | Beaver | Bedford | Berks | Blair | Bradford | Bucks | Butler | Cambria | Cameron | Carbon | Centre | Chester | Clarion | Clearfield |
|--|-------|-----------|-----------|--------|---------|-------|-------|----------|-------|--------|---------|---------|--------|--------|---------|---------|------------|
| Total dwelling units.....                              | 3,240 | 2,629     | 3,294     | 2,027  | 3,414   | 5,506 | 1,850 | 4,769    | 6,474 | 4,614  | 2,610   | 146     | 769    | 1,976  | 6,269   | 2,555   | 2,924      |
| <b>WATER SUPPLY</b>                                    |       |           |           |        |         |       |       |          |       |        |         |         |        |        |         |         |            |
| Hot and cold piped running water inside structure..... | 1,420 | 1,510     | 1,194     | 894    | 1,113   | 2,978 | 871   | 2,608    | 4,611 | 2,190  | 1,096   | 84      | 433    | 869    | 4,612   | 1,216   | 1,138      |
| Only cold piped running water inside structure.....    | 688   | 521       | 783       | 457    | 798     | 1,064 | 384   | 803      | 732   | 986    | 727     | 23      | 129    | 375    | 763     | 439     | 759        |
| Piped running water outside structure.....             | 41    | 52        | 88        | 57     | 165     | 126   | 70    | 64       | 48    | 120    | 49      | 1       | 39     | 100    | 81      | 29      | 47         |
| No piped running water.....                            | 1,028 | 495       | 1,153     | 553    | 1,297   | 1,267 | 486   | 1,215    | 905   | 1,210  | 674     | 37      | 163    | 620    | 687     | 833     | 907        |
| Not reported.....                                      | 63    | 51        | 76        | 66     | 41      | 71    | 39    | 79       | 178   | 108    | 64      | 1       | 5      | 12     | 126     | 38      | 73         |
| <b>TOILET FACILITIES</b>                               |       |           |           |        |         |       |       |          |       |        |         |         |        |        |         |         |            |
| Flush toilet inside structure, exclusive use.....      | 1,222 | 1,494     | 917       | 903    | 927     | 2,248 | 737   | 2,314    | 4,254 | 2,035  | 1,008   | 78      | 372    | 638    | 4,369   | 1,028   | 932        |
| Flush toilet inside structure, shared.....             | 28    | 71        | 123       | 23     | 41      | 114   | 43    | 84       | 224   | 70     | 85      | 1       | 10     | 40     | 199     | 44      | 39         |
| Other toilet facilities (including privy).....         | 1,901 | 981       | 2,152     | 1,049  | 2,389   | 3,024 | 1,013 | 1,729    | 2,349 | 1,419  | 37      | 377     | 1,272  | 1,495  | 1,442   | 1,883   | 19         |
| No toilet.....   | 24    | 32        | 25        | 13     | 25      | 46    | 17    | 78       | 82    | 51     | 36      | 28      | 5      | 9      | 81      | 8       | 51         |
| Not reported.....                                      | 65    | 51        | 77        | 39     | 32      | 74    | 40    | 73       | 185   | 109    | 62      | 2       | 5      | 17     | 129     | 33      | 38         |
| <b>BATHING FACILITIES</b>                              |       |           |           |        |         |       |       |          |       |        |         |         |        |        |         |         |            |
| Installed bathtub or shower, exclusive use.....        | 1,258 | 1,509     | 943       | 904    | 909     | 2,343 | 727   | 2,240    | 4,289 | 2,057  | 945     | 83      | 361    | 631    | 2,380   | 1,049   | 926        |
| Installed bathtub or shower, shared.....               | 21    | 54        | 114       | 24     | 37      | 97    | 36    | 81       | 199   | 61     | 62      | ...     | 9      | 42     | 185     | 39      | 1,880      |
| No bathtub or shower.....                              | 1,890 | 1,003     | 2,151     | 1,025  | 2,414   | 2,980 | 1,042 | 2,359    | 1,781 | 2,321  | 1,510   | 61      | 390    | 1,279  | 1,560   | 1,407   | 85         |
| Not reported.....                                      | 71    | 63        | 86        | 74     | 54      | 86    | 45    | 89       | 205   | 175    | 93      | 2       | 9      | 24     | 2,144   | 60      | 60         |
| <b>*YEAR BUILT</b>                                     |       |           |           |        |         |       |       |          |       |        |         |         |        |        |         |         |            |
| Number reporting.....                                  | 3,005 | 2,635     | 3,240     | 1,950  | 3,410   | 5,380 | 1,925 | 4,535    | 6,260 | 4,270  | 2,250   | 155     | 760    | 2,050  | 6,010   | 2,525   | 2,880      |
| 1945 or later.....                                     | 75    | 230       | 150       | 145    | 135     | 165   | 125   | 105      | 430   | 250    | 185     | 15      | 25     | 30     | 415     | 85      | 110        |
| 1940 to 1944.....                                      | 30    | 175       | 80        | 140    | 90      | 75    | 75    | 40       | 235   | 125    | 65      | ...     | 35     | 30     | 110     | 25      | 70         |
| 1930 to 1939.....                                      | 75    | 310       | 285       | 185    | 230     | 165   | 95    | 100      | 275   | 410    | 160     | 30      | 90     | 85     | 320     | 135     | 170        |
| 1920 to 1929.....                                      | 85    | 305       | 205       | 195    | 270     | 205   | 165   | 120      | 310   | 380    | 195     | 25      | 55     | 80     | 300     | 125     | 185        |
| 1919 or earlier.....                                   | 2,740 | 1,615     | 2,520     | 1,285  | 2,685   | 4,770 | 1,465 | 4,170    | 5,010 | 3,105  | 1,645   | 85      | 555    | 1,825  | 4,865   | 2,155   | 2,345      |
| <b>*ELECTRIC LIGHTING</b>                              |       |           |           |        |         |       |       |          |       |        |         |         |        |        |         |         |            |
| Number reporting.....                                  | 3,215 | 2,825     | 3,135     | 1,920  | 3,375   | 5,150 | 1,660 | 4,775    | 6,485 | 4,475  | 2,525   | 140     | 780    | 1,925  | 6,100   | 2,545   | 2,755      |
| With electric lights.....                              | 3,075 | 2,725     | 2,645     | 1,850  | 2,895   | 4,885 | 1,530 | 4,455    | 6,295 | 4,110  | 2,310   | 115     | 740    | 1,780  | 5,840   | 2,260   | 2,465      |
| Total occupied dwelling units.....                     | 3,019 | 2,394     | 3,068     | 1,840  | 3,101   | 5,082 | 1,735 | 4,303    | 5,683 | 4,213  | 2,393   | 125     | 696    | 1,893  | 6,006   | 2,442   | 2,698      |
| <b>*HEATING EQUIPMENT</b>                              |       |           |           |        |         |       |       |          |       |        |         |         |        |        |         |         |            |
| Number reporting heating equipment.....                | 2,950 | 2,420     | 3,040     | 1,835  | 3,025   | 5,125 | 1,615 | 4,320    | 5,625 | 4,035  | 2,185   | 130     | 750    | 1,830  | 6,150   | 2,340   | 2,655      |
| Central heating, piped steam or hot water.....         | 290   | 245       | 65        | 115    | 240     | 1,040 | 220   | 285      | 2,310 | 200    | 560     | 5       | 250    | 155    | 2,310   | 80      | 410        |
| Central heating, warm air furnace.....                 | 510   | 1,430     | 1,005     | 1,210  | 835     | 920   | 695   | 1,445    | 1,650 | 2,025  | 615     | 30      | 115    | 520    | 1,575   | 560     | 905        |
| Noncentral heating, with flue.....                     | 1,940 | 650       | 1,435     | 430    | 1,865   | 2,780 | 665   | 2,310    | 1,510 | 1,560  | 910     | 90      | 285    | 1,065  | 2,105   | 1,225   | 1,205      |
| Noncentral heating, without flue.....                  | 210   | 90        | 535       | 70     | 75      | 365   | 35    | 280      | 140   | 250    | 45      | 5       | 100    | 90     | 125     | 475     | 95         |
| Not heated.....  | ...   | 5         | ...       | 10     | 10      | 20    | ...   | ...      | 15    | ...    | 55      | ...     | ...    | ...    | 35      | ...     | 40         |
| <b>*HEATING FUEL</b>                                   |       |           |           |        |         |       |       |          |       |        |         |         |        |        |         |         |            |
| Number reporting heating equipment.....                | 2,950 | 2,420     | 3,040     | 1,835  | 3,025   | 5,125 | 1,615 | 4,320    | 5,625 | 4,035  | 2,185   | 130     | 750    | 1,830  | 6,150   | 2,340   | 2,655      |
| Central heating.....                                   | 800   | 1,675     | 1,070     | 1,325  | 1,075   | 1,960 | 915   | 1,730    | 3,960 | 2,225  | 1,175   | 35      | 365    | 675    | 3,885   | 640     | 1,315      |
| Coal.....  | 500   | 1,365     | 840       | 1,200  | 965     | 1,395 | 825   | 1,220    | 2,045 | 1,905  | 1,335   | 20      | 325    | 590    | 2,035   | 495     | 1,280      |
| Wood.....  | 75    | ...       | ...       | 5      | 50      | 70    | 20    | 250      | 75    | ...    | ...     | ...     | ...    | ...    | 15      | 110     | 5          |
| Utility gas.....                                       | 25    | 270       | 210       | 65     | ...     | ...   | 10    | 55       | 25    | 245    | ...     | ...     | ...    | ...    | 25      | 135     | ...        |
| Bottled gas.....                                       | ...   | 5         | ...       | 5      | 5       | 20    | 5     | 5        | 55    | 40     | 10      | 15      | 15     | 40     | 1,445   | 5       | 20         |
| Liquid fuel.....                                       | 185   | 15        | 10        | 40     | 30      | 380   | 45    | 185      | 1,975 | 25     | 15      | ...     | 20     | 25     | 185     | ...     | ...        |
| Other fuel.....  | 15    | 15        | 5         | 10     | 15      | 95    | 5     | 15       | 180   | 5      | ...     | ...     | ...    | 5      | 30      | ...     | 10         |
| Not reported.....                                      | ...   | 5         | ...       | 10     | ...     | ...   | 5     | ...      | 5     | 10     | ...     | ...     | ...    | ...    | ...     | ...     | ...        |
| Noncentral heating.....                                | 2,150 | 740       | 1,970     | 500    | 1,940   | 3,145 | 700   | 2,590    | 1,650 | 1,810  | 955     | 95      | 385    | 1,155  | 2,230   | 1,700   | 1,300      |
| Coal.....  | 1,005 | 485       | 1,300     | 405    | 945     | 2,225 | 525   | 1,070    | 920   | 1,270  | 910     | 85      | 335    | 880    | 1,250   | 775     | 1,265      |
| Wood.....  | 685   | 10        | 10        | 10     | 885     | 535   | 125   | 1,195    | 330   | 15     | ...     | 5       | 35     | 225    | 475     | 10      | 5          |
| Utility gas.....                                       | ...   | 215       | 785       | 40     | 5       | 10    | ...   | 40       | 5     | 420    | 10      | ...     | ...    | ...    | ...     | 495     | ...        |
| Bottled gas.....                                       | 10    | 5         | ...       | 5      | ...     | ...   | 45    | 255      | 325   | 85     | 20      | 5       | 10     | 30     | 475     | 5       | 15         |
| Liquid fuel.....                                       | 400   | 20        | 15        | 30     | 5       | 25    | ...   | 5        | 15    | 10     | ...     | ...     | ...    | 5      | 10      | 5       | ...        |
| Electricity.....                                       | 15    | ...       | 15        | ...    | 30      | 95    | ...   | 5        | 10    | 5      | 15      | ...     | ...    | 10     | 10      | 5       | ...        |
| Other fuel.....  | 25    | 5         | 5         | 5      | 5       | 10    | 5     | ...      | 5     | 5      | ...     | ...     | ...    | ...    | ...     | 5       | 10         |
| Not reported.....                                      | 10    | ...       | 10        | 5      | 10      | 20    | ...   | ...      | 15    | ...    | 55      | ...     | ...    | ...    | 35      | ...     | 40         |
| Not heated.....  | ...   | 5         | ...       | 10     | ...     | ...   | ...   | ...      | ...   | ...    | ...     | ...     | ...    | ...    | ...     | ...     | ...        |
| <b>*COOKING FUEL</b>                                   |       |           |           |        |         |       |       |          |       |        |         |         |        |        |         |         |            |
| Number reporting.....                                  | 2,975 | 2,365     | 3,110     | 1,860  | 3,100   | 5,085 | 1,785 | 4,180    | 5,485 | 4,125  | 2,415   | 130     | 690    | 1,935  | 5,825   | 2,405   | 2,620      |
| Coal.....  | 620   | 500       | 755       | 415    | 1,070   | 2,310 | 575   | 955      | 795   | 1,085  | 1,615   | 80      | 480    | 870    | 835     | 365     | 2,105      |
| Wood.....  | 1,090 | 10        | 10        | 10     | 1,235   | 750   | 230   | 1,800    | 525   | 25     | 25      | 5       | 55     | 395    | 850     | 10      | 5          |
| Utility gas.....                                       | 95    | 1,170     | 1,680     | 385    | 45      | 120   | 70    | 105      | 210   | 1,650  | 15      | 5       | 15     | 135    | 1,740   | 25      | 25         |
| Bottled gas.....                                       | 405   | 60        | 100       | 85     | 190     | 680   | 235   | 520      | 1,255 | 70     | 295     | 5       | 55     | 60     | 1,345   | 65      | 155        |
| Liquid fuel.....                                       | 195   | 85        | 85        | 85     | 135     | 155   | 100   | 140      | 330   | 130    | 75      | 5       | ...    | 35     | 315     | 25      | 40         |
| Electricity.....                                       | 550   | 525       | 460       | 855    | 405     | 1,040 | 565   | 650      | 2,295 | 1,140  | 365     | 30      | 95     | 560    | 2,280   | 185     | 260        |
| Other fuel.....  | 20    | 10        | 20        | 15     | 20      | 25    | 10    | 10       | 50    | 25     | 20      | ...     | ...    | ...    | 40      | 10      | 30         |
| None.....  | ...   | 5         | ...       | 10     | ...     | 5     | ...   | ...      | 25    | ...    | 5       | ...     | ...    | ...    | 5       | 5       | ...        |
| <b>*REFRIGERATION EQUIPMENT</b>                        |       |           |           |        |         |       |       |          |       |        |         |         |        |        |         |         |            |
| Number reporting.....                                  | 3,005 | 2,485     | 2,965     | 1,795  | 3,085   | 4,780 | 1,585 | 4,400    | 5,715 | 4,110  | 2,455   | 130     | 685    | 1,865  | 5,930   | 2,390   | 2,585      |
| Mechanical.....  | 2,470 | 2,235     | 2,115     | 1,600  | 1,965   | 3,880 | 1,185 | 3,250    | 5,130 | 3,205  | 1,725   | 95      | 545    | 1,530  | 5,225   | 1,760   | 1,670      |
| Ice.....   | 155   | 65        | 35        | 30     | 120     | 210   | 85    | 155      | 240   | 30     | 40      | ...     | ...    | 65     | 345     | 10      | 55         |
| Other or none.....                                     | 380   | 185       | 815       | 165    | 1,000   | 690   | 315   | 995      | 345   | 875    | 690     | 35      | 75     | 275    | 360     | 620     | 860        |
| <b>*KITCHEN SINK</b>                                   |       |           |           |        |         |       |       |          |       |        |         |         |        |        |         |         |            |
| Number reporting.....                                  | 2,970 | 2,370     | 3,110     | 1,865  | 3,075   | 5,110 | 1,785 | 4,190    | 5,495 | 4,020  | 2,320   | 130     | 690    | 1,960  | 5,860   | 2,405   | 2,620      |
| With kitchen sink.....                                 | 2,300 | 2,200     | 2,705     | 1,735  | 2,145   | 4,020 | 1,495 | 3,790    | 4,970 | 3,645  | 2,030   | 125     | 620    | 1,460  | 5,260   | 2,170   | 2,225      |
| <b>*RADIO</b>  |       |           |           |        |         |       |       |          |       |        |         |         |        |        |         |         |            |
| Number reporting.....                                  | 3,175 | 2,495     | 3,025     | 1,750  | 3,050   | 5,140 | 1,780 | 4,335    | 5,575 | 4,060  | 2,395   | 110     | 625    | 1,785  | 5,905   | 2,495   | 2,700      |
| With radio.....  | 3,080 | 2,445     | 2,810     | 1,715  | 2,850   | 4,950 | 1,710 | 4,150    | 5,355 | 3,895  | 2,275   | 95      | 600    | 1,690  | 5,670   | 2,390   | 2,605      |
| <b>*TELEVISION</b>                                     |       |           |           |        |         |       |       |          |       |        |         |         |        |        |         |         |            |
| Number reporting.....                                  | 3,165 | 2,335     | 3,025     | 1,745  | 2,915   | 5,115 | 1,780 | 4,330    | 5,560 | 4,185  | 2,405   | 110     | 625    | 1,785  | 5,890   | 2,485   | 2,725      |
| With television.....                                   | 135   | 255       | 105       | 165    | 20      | 745   | 30    | 65       | 1,315 | 360    | 150     | ...     | 55     | 20     | 1,295   | 105     | 60         |

Table 33.—PLUMBING FACILITIES, YEAR BUILT, AND EQUIPMENT OF RURAL-FARM DWELLING UNITS,  
FOR COUNTIES: 1950—Con.

(Asterisk (\*) denotes statistics based on 20-percent sample)

| Subject  | Clinton | Columbia | Crawford | Cumberland | Dea-phin | De-la-ware | Elk | Erie  | Fay-et-ette | Forest | Frank-lin | Ful-ton | Greene | Hunt-ington | Indiana | Jef-ferson | Juni-ata |  |
|--|---------|----------|----------|------------|----------|------------|-----|-------|-------------|--------|-----------|---------|--------|-------------|---------|------------|----------|--|
| Total dwelling units.....                              | 872     | 2,558    | 5,898    | 2,730      | 2,439    | 925        | 791 | 5,101 | 3,988       | 376    | 3,341     | 1,479   | 3,085  | 2,182       | 4,044   | 2,375      | 1,523    |  |
| <b>WATER SUPPLY</b>                                    |         |          |          |            |          |            |     |       |             |        |           |         |        |             |         |            |          |  |
| Hot and cold piped running water inside structure..... | 431     | 1,327    | 2,923    | 1,053      | 1,296    | 799        | 396 | 2,923 | 1,465       | 95     | 1,250     | 356     | 987    | 684         | 1,520   | 1,017      | 576      |  |
| Only cold piped running water inside structure.....    | 169     | 442      | 1,107    | 587        | 450      | 54         | 160 | 901   | 1,185       | 71     | 681       | 259     | 551    | 477         | 1,146   | 559        | 306      |  |
| Piped running water outside structure.....             | 33      | 57       | 148      | 37         | 62       | 3          | 22  | 59    | 58          | 18     | 61        | 32      | 56     | 149         | 131     | 70         | 51       |  |
| No piped running water.....                            | 216     | 710      | 1,549    | 1,026      | 606      | 44         | 205 | 1,126 | 1,206       | 187    | 1,319     | 822     | 1,437  | 838         | 1,218   | 711        | 576      |  |
| Not reported.....                                      | 23      | 22       | 171      | 27         | 25       | 25         | 8   | 92    | 74          | 5      | 30        | 10      | 54     | 34          | 29      | 18         | 14       |  |
| <b>TOILET FACILITIES</b>                               |         |          |          |            |          |            |     |       |             |        |           |         |        |             |         |            |          |  |
| Flush toilet inside structure, exclusive use.....      | 333     | 991      | 2,827    | 900        | 976      | 789        | 369 | 2,955 | 1,307       | 98     | 1,115     | 276     | 909    | 540         | 1,230   | 899        | 411      |  |
| Flush toilet inside structure, shared.....             | 26      | 60       | 59       | 43         | 54       | 6          | 9   | 88    | 64          | 2      | 58        | 18      | 21     | 33          | 84      | 19         | 36       |  |
| Other toilet facilities (including privy).....         | 491     | 1,421    | 2,706    | 1,731      | 1,380    | 84         | 398 | 1,912 | 2,507       | 269    | 2,112     | 1,161   | 1,995  | 1,556       | 2,661   | 1,392      | 1,057    |  |
| No toilet.....   | 5       | 72       | 127      | 26         | 5        | 20         | 9   | 54    | 40          | 4      | 27        | 13      | 112    | 20          | 31      | 49         | 9        |  |
| Not reported.....                                      | 17      | 14       | 179      | 30         | 24       | 26         | 6   | 92    | 70          | 3      | 29        | 11      | 48     | 33          | 38      | 16         | 10       |  |
| <b>BATHING FACILITIES</b>                              |         |          |          |            |          |            |     |       |             |        |           |         |        |             |         |            |          |  |
| Installed bathtub or shower, exclusive use.....        | 307     | 1,001    | 2,782    | 931        | 1,010    | 787        | 357 | 2,875 | 1,311       | 96     | 1,158     | 273     | 958    | 570         | 1,316   | 886        | 434      |  |
| Installed bathtub or shower, shared.....               | 27      | 55       | 55       | 30         | 40       | 10         | 8   | 90    | 51          | 2      | 53        | 16      | 18     | 28          | 72      | 15         | 28       |  |
| No bathtub or shower.....                              | 512     | 1,478    | 2,830    | 1,733      | 1,363    | 96         | 415 | 2,020 | 2,537       | 274    | 2,040     | 1,175   | 2,039  | 1,530       | 2,612   | 1,440      | 1,042    |  |
| Not reported.....                                      | 26      | 24       | 231      | 36         | 26       | 32         | 11  | 116   | 89          | 4      | 90        | 15      | 70     | 54          | 44      | 34         | 19       |  |
| <b>*YEAR BUILT</b>                                     |         |          |          |            |          |            |     |       |             |        |           |         |        |             |         |            |          |  |
| Number reporting.....                                  | 815     | 2,470    | 5,790    | 2,635      | 2,405    | 900        | 890 | 4,850 | 4,115       | 345    | 3,330     | 1,435   | 2,855  | 2,060       | 4,165   | 2,405      | 1,565    |  |
| 1945 or later.....                                     | 30      | 70       | 275      | 100        | 130      | 90         | 45  | 340   | 210         | 35     | ...       | 80      | 110    | 95          | 175     | 65         | 40       |  |
| 1940 to 1944.....                                      | 5       | 30       | 105      | 40         | 35       | 30         | 55  | 135   | 195         | 10     | 35        | 45      | 35     | 30          | 130     | 40         | 10       |  |
| 1930 to 1939.....                                      | 50      | 50       | 385      | 85         | 165      | 60         | 80  | 330   | 375         | 40     | 75        | 125     | 95     | 140         | 290     | 120        | 70       |  |
| 1920 to 1929.....                                      | 20      | 65       | 450      | 135        | 145      | 65         | 40  | 420   | 560         | 15     | 185       | 95      | 225    | 130         | 335     | 195        | 55       |  |
| 1919 or earlier.....                                   | 710     | 2,255    | 4,575    | 2,275      | 1,930    | 655        | 670 | 3,625 | 2,775       | 245    | 3,035     | 1,090   | 2,390  | 1,665       | 3,235   | 1,985      | 1,390    |  |
| <b>*ELECTRIC LIGHTING</b>                              |         |          |          |            |          |            |     |       |             |        |           |         |        |             |         |            |          |  |
| Number reporting.....                                  | 865     | 2,540    | 5,475    | 2,685      | 2,460    | 890        | 725 | 5,020 | 3,760       | 425    | 3,150     | 1,510   | 2,885  | 2,135       | 4,085   | 2,405      | 1,655    |  |
| With electric lights.....                              | 795     | 2,400    | 5,150    | 2,555      | 2,340    | 880        | 685 | 4,860 | 3,440       | 335    | 2,935     | 1,180   | 2,175  | 1,855       | 3,740   | 2,045      | 1,325    |  |
| Total occupied dwelling units.....                     | 783     | 2,423    | 5,385    | 2,561      | 2,299    | 816        | 749 | 4,846 | 3,733       | 288    | 3,155     | 1,379   | 2,867  | 1,860       | 3,959   | 2,216      | 1,424    |  |
| <b>*HEATING EQUIPMENT</b>                              |         |          |          |            |          |            |     |       |             |        |           |         |        |             |         |            |          |  |
| Number reporting heating equipment.....                | 645     | 2,285    | 5,330    | 2,650      | 2,360    | 800        | 800 | 4,870 | 3,550       | 295    | 3,205     | 1,410   | 2,830  | 1,770       | 3,800   | 2,210      | 1,440    |  |
| Central heating, piped steam or hot water.....         | 95      | 295      | 240      | 280        | 410      | 445        | 55  | 325   | 365         | 15     | 355       | 70      | 90     | 150         | 225     | 70         | 75       |  |
| Central heating, warm air furnace.....                 | 140     | 390      | 2,120    | 470        | 360      | 220        | 260 | 2,085 | 1,565       | 50     | 610       | 155     | 400    | 495         | 1,725   | 825        | 265      |  |
| Noncentral heating, with flue.....                     | 395     | 1,485    | 2,750    | 1,765      | 1,395    | 130        | 435 | 2,305 | 1,500       | 200    | 1,975     | 1,120   | 1,270  | 1,040       | 1,680   | 1,180      | 1,080    |  |
| Noncentral heating, without flue.....                  | 15      | 60       | 210      | 135        | 190      | 5          | 30  | 150   | 110         | 30     | 150       | 55      | 1,065  | 80          | 170     | 125        | 20       |  |
| Not heated.....  | ...     | 55       | 10       | ...        | 5        | ...        | ... | 5     | 10          | ...    | 115       | 10      | 5      | 5           | ...     | 10         | ...      |  |
| <b>*HEATING FUEL</b>                                   |         |          |          |            |          |            |     |       |             |        |           |         |        |             |         |            |          |  |
| Number reporting heating equipment.....                | 645     | 2,285    | 5,330    | 2,650      | 2,360    | 800        | 800 | 4,870 | 3,550       | 295    | 3,205     | 1,410   | 2,830  | 1,770       | 3,800   | 2,210      | 1,440    |  |
| Central heating.....                                   | 235     | 685      | 2,360    | 750        | 770      | 665        | 315 | 2,410 | 1,930       | 65     | 965       | 225     | 490    | 645         | 1,950   | 895        | 340      |  |
| Coal.....  | 215     | 600      | 1,970    | 540        | 620      | 350        | 285 | 1,920 | 1,750       | 45     | 700       | 155     | 345    | 555         | 1,790   | 795        | 240      |  |
| Wood.....  | 10      | 35       | 200      | 30         | 5        | ...        | 5   | 230   | ...         | 5      | 65        | 20      | ...    | 45          | 5       | 5          | 60       |  |
| Utility gas.....                                       | ...     | 5        | 40       | ...        | 10       | 25         | 50  | 80    | 15          | 5      | ...       | 140     | ...    | 95          | 80      | 5          | 5        |  |
| Bottled gas.....                                       | ...     | ...      | 5        | 15         | 5        | ...        | 15  | 5     | ...         | 10     | 10        | 5       | ...    | 10          | 5       | ...        | ...      |  |
| Liquid fuel.....                                       | 5       | 40       | 90       | 135        | 125      | 285        | ... | 140   | 35          | ...    | 170       | 15      | ...    | 25          | 30      | 5          | 25       |  |
| Other fuel.....  | ...     | 5        | 40       | 30         | 15       | 10         | ... | 55    | 55          | ...    | 15        | 20      | ...    | 20          | 20      | 5          | 10       |  |
| Not reported.....                                      | 5       | ...      | 15       | ...        | 10       | ...        | ... | ...   | 5           | ...    | ...       | 5       | ...    | ...         | ...     | ...        | ...      |  |
| Noncentral heating.....                                | 410     | 1,545    | 2,960    | 1,900      | 1,585    | 135        | 485 | 2,455 | 1,610       | 230    | 2,125     | 1,175   | 2,335  | 1,120       | 1,850   | 1,305      | 1,100    |  |
| Coal.....  | 190     | 1,135    | 1,965    | 860        | 1,215    | 85         | 375 | 1,555 | 1,465       | 95     | 735       | 230     | 710    | 500         | 1,585   | 905        | 400      |  |
| Wood.....  | 185     | 350      | 725      | 745        | 200      | 15         | 35  | 450   | 20          | 30     | 1,055     | 860     | 110    | 530         | 20      | 20         | 635      |  |
| Utility gas.....                                       | ...     | 5        | 20       | ...        | ...      | ...        | 60  | 50    | 75          | 90     | 5         | ...     | 1,485  | 5           | 130     | 350        | 5        |  |
| Bottled gas.....                                       | ...     | 5        | 10       | 10         | 25       | 5          | ... | 15    | 15          | 15     | 10        | ...     | 5      | 10          | 15      | 5          | ...      |  |
| Liquid fuel.....                                       | 35      | 50       | 145      | 270        | 120      | 30         | 15  | 290   | 5           | ...    | 300       | 50      | 15     | 50          | 60      | 20         | 35       |  |
| Electricity.....                                       | ...     | ...      | 25       | 5          | ...      | ...        | ... | 15    | 5           | ...    | 10        | 5       | 5      | 20          | ...     | 5          | ...      |  |
| Other fuel.....  | ...     | ...      | 65       | 5          | 15       | ...        | ... | 75    | 20          | ...    | 5         | 25      | 5      | 15          | 5       | 5          | 20       |  |
| Not reported.....                                      | ...     | ...      | 5        | 10         | ...      | ...        | ... | 5     | 5           | ...    | 5         | ...     | ...    | 5           | 15      | ...        | ...      |  |
| None.....  | ...     | 55       | 10       | ...        | 5        | ...        | ... | 5     | 10          | ...    | 115       | 10      | 5      | 5           | ...     | 10         | ...      |  |
| <b>*COOKING FUEL</b>                                   |         |          |          |            |          |            |     |       |             |        |           |         |        |             |         |            |          |  |
| Number reporting.....                                  | 800     | 2,475    | 5,405    | 2,545      | 2,240    | 895        | 725 | 4,955 | 3,775       | 285    | 3,135     | 1,310   | 2,715  | 1,810       | 3,870   | 2,165      | 1,420    |  |
| Coal.....  | 295     | 1,445    | 1,920    | 370        | 1,080    | 110        | 305 | 950   | 2,415       | 40     | 490       | 120     | 410    | 630         | 2,245   | 880        | 195      |  |
| Wood.....  | 230     | 400      | 895      | 960        | 295      | 20         | 45  | 635   | 40          | 55     | 1,380     | 980     | 115    | 730         | 5       | 30         | 840      |  |
| Utility gas.....                                       | 15      | ...      | 130      | 45         | 85       | 105        | 225 | 370   | 400         | 110    | 45        | 5       | 1,955  | 10          | 525     | 810        | 5        |  |
| Bottled gas.....                                       | 50      | 335      | 625      | 415        | 435      | 160        | 20  | 795   | 45          | 10     | 330       | 95      | 30     | 135         | 355     | 150        | 80       |  |
| Liquid fuel.....                                       | 25      | 30       | 370      | 215        | 50       | 40         | ... | 430   | 55          | 25     | 205       | 15      | 40     | 75          | 155     | 50         | 40       |  |
| Electricity.....                                       | 185     | 260      | 1,395    | 515        | 295      | 460        | 130 | 1,610 | 790         | 40     | 675       | 85      | 150    | 230         | 530     | 230        | 255      |  |
| Other fuel.....  | ...     | 5        | 70       | 25         | ...      | ...        | ... | 150   | 20          | 5      | 10        | 15      | ...    | 55          | 15      | 5          | 5        |  |
| None.....  | ...     | ...      | ...      | ...        | ...      | ...        | ... | 15    | 10          | ...    | ...       | ...     | ...    | ...         | ...     | ...        | ...      |  |
| <b>*REFRIGERATION EQUIPMENT</b>                        |         |          |          |            |          |            |     |       |             |        |           |         |        |             |         |            |          |  |
| Number reporting.....                                  | 800     | 2,425    | 5,120    | 2,515      | 2,325    | 830        | 685 | 4,820 | 3,580       | 300    | 2,990     | 1,370   | 2,720  | 1,890       | 3,980   | 2,270      | 1,335    |  |
| Mechanical.....  | 570     | 1,870    | 3,840    | 1,930      | 1,920    | 795        | 500 | 3,845 | 2,560       | 195    | 2,350     | 790     | 1,695  | 1,060       | 2,675   | 1,475      | 930      |  |
| Ice.....   | 60      | 165      | 60       | 245        | 100      | 15         | ... | 220   | 125         | 5      | 295       | 220     | 85     | 155         | 50      | 30         | 95       |  |
| Other or none.....                                     | 170     | 390      | 1,220    | 340        | 305      | 20         | 185 | 755   | 895         | 100    | 345       | 360     | 940    | 675         | 1,255   | 765        | 310      |  |
| <b>*KITCHEN SINK</b>                                   |         |          |          |            |          |            |     |       |             |        |           |         |        |             |         |            |          |  |
| Number reporting.....                                  | 795     | 2,475    | 5,430    | 2,555      | 2,225    | 905        | 725 | 4,980 | 3,795       | 285    | 3,130     | 1,290   | 2,710  | 1,805       | 3,875   | 2,140      | 1,425    |  |
| With kitchen sink.....                                 | 620     | 1,990    | 4,810    | 1,590      | 1,660    | 885        | 670 | 4,590 | 3,145       | 235    | 2,195     | 640     | 2,080  | 1,190       | 3,175   | 1,860      | 950      |  |
| <b>*RADIO</b>  |         |          |          |            |          |            |     |       |             |        |           |         |        |             |         |            |          |  |
| Number reporting.....                                  | 725     | 2,485    | 5,370    | 2,525      | 2,240    | 730        | 690 | 4,750 | 3,745       | 285    | 3,090     | 1,360   | 2,745  | 1,960       | 3,870   | 2,075      | 1,390    |  |
| With radio.....  | 695     | 2,420    | 5,145    | 2,465      | 2,160    | 710        | 650 | 4,600 | 3,550       | 265    | 2,820     | 1,245   | 2,520  | 1,845       | 3,675   | 1,975      | 1,295    |  |
| <b>*TELEVISION</b>                                     |         |          |          |            |          |            |     |       |             |        |           |         |        |             |         |            |          |  |
| Number reporting.....                                  | 720     | 2,480    | 5,300    | 2,520      | 2,215    | 730        | 695 | 4,745 | 3,740       | 285    | 3,075     | 1,370   | 2,720  | 1,950       | 3,850   | 2,065      | 1,380    |  |
| With television.....                                   | 10      | 30       | 140      | 40         | 85       | 285        | 10  | 580   | 245         | 5      | 50        | 15      | 85     | 20          | 160     | 45         | ...      |  |

Table 33.—PLUMBING FACILITIES, YEAR BUILT, AND EQUIPMENT OF RURAL-FARM DWELLING UNITS, FOR COUNTIES: 1950—Con.

[Asterisk (\*) denotes statistics based on 20-percent sample]

| Subject  | Lacka-<br>wanna | Lan-<br>caster | Law-<br>rence | Leba-<br>non | Le-<br>high | Lu-<br>zerne | Lyco-<br>ming | Me-<br>Kean | Mercer | Mif-<br>flin | Mon-<br>roe | Mont-<br>gomery | Mon-<br>tour | Nor-<br>tham-<br>pton | Nor-<br>tham-<br>berland | Perry | Pike |
|--|-----------------|----------------|---------------|--------------|-------------|--------------|---------------|-------------|--------|--------------|-------------|-----------------|--------------|-----------------------|--------------------------|-------|------|
| Total dwelling units.....                              | 1,356           | 9,503          | 2,154         | 2,227        | 2,518       | 3,025        | 2,804         | 1,302       | 4,418  | 1,243        | 1,341       | 4,103           | 727          | 2,752                 | 2,166                    | 1,988 | 510  |
| <b>WATER SUPPLY</b>                                    |                 |                |               |              |             |              |               |             |        |              |             |                 |              |                       |                          |       |      |
| Hot and cold piped running water inside structure..... | 879             | 5,279          | 1,220         | 1,191        | 1,378       | 1,625        | 1,427         | 781         | 2,364  | 488          | 840         | 3,237           | 307          | 1,380                 | 1,161                    | 697   | 314  |
| Only cold piped running water inside structure.....    | 222             | 2,166          | 459           | 426          | 439         | 462          | 544           | 228         | 933    | 406          | 204         | 382             | 107          | 579                   | 357                      | 408   | 62   |
| Piped running water outside structure.....             | 27              | 215            | 132           | 75           | 43          | 30           | 94            | 19          | 78     | 51           | 22          | 37              | 5            | 64                    | 37                       | 54    | 3    |
| No piped running water.....                            | 212             | 1,750          | 304           | 530          | 634         | 721          | 666           | 224         | 953    | 287          | 254         | 367             | 307          | 663                   | 570                      | 800   | 93   |
| Not reported.....                                      | 16              | 93             | 39            | 5            | 24          | 187          | 73            | 50          | 90     | 11           | 21          | 80              | 1            | 66                    | 41                       | 29    | 38   |
| <b>TOILET FACILITIES</b>                               |                 |                |               |              |             |              |               |             |        |              |             |                 |              |                       |                          |       |      |
| Flush toilet inside structure, exclusive use.....      | 803             | 4,520          | 1,055         | 961          | 1,067       | 1,368        | 1,173         | 772         | 1,992  | 419          | 840         | 2,923           | 209          | 1,182                 | 824                      | 506   | 313  |
| Flush toilet inside structure, shared.....             | 13              | 287            | 63            | 53           | 57          | 37           | 31            | 25          | 127    | 25           | 23          | 156             | 8            | 49                    | 42                       | 27    | 6    |
| Other toilet facilities (including privy).....         | 480             | 4,548          | 986           | 1,182        | 1,347       | 1,399        | 1,524         | 439         | 2,166  | 786          | 431         | 894             | 507          | 1,422                 | 1,249                    | 1,402 | 151  |
| No toilet.....   | 45              | 63             | 14            | 24           | 26          | 40           | 15            | 13          | 47     | 3            | 29          | 45              | 5            | 35                    | 10                       | 21    | 3    |
| Not reported.....                                      | 15              | 85             | 36            | 7            | 21          | 181          | 61            | 53          | 86     | 10           | 18          | 85              | 2            | 64                    | 41                       | 32    | 37   |
| <b>BATHING FACILITIES</b>                              |                 |                |               |              |             |              |               |             |        |              |             |                 |              |                       |                          |       |      |
| Installed bathtub or shower, exclusive use.....        | 790             | 4,412          | 1,067         | 966          | 1,083       | 1,366        | 1,169         | 737         | 1,999  | 420          | 822         | 2,965           | 206          | 1,167                 | 883                      | 524   | 303  |
| Installed bathtub or shower, shared.....               | 11              | 241            | 61            | 44           | 50          | 35           | 29            | 20          | 107    | 20           | 16          | 142             | 7            | 49                    | 35                       | 25    | 6    |
| No bathtub or shower.....                              | 533             | 4,728          | 987           | 1,205        | 1,361       | 1,422        | 1,519         | 481         | 2,213  | 789          | 475         | 884             | 513          | 1,450                 | 1,203                    | 1,407 | 149  |
| Not reported.....                                      | 22              | 122            | 39            | 12           | 24          | 202          | 87            | 64          | 99     | 14           | 28          | 112             | 1            | 86                    | 45                       | 32    | 52   |
| <b>*YEAR BUILT</b>                                     |                 |                |               |              |             |              |               |             |        |              |             |                 |              |                       |                          |       |      |
| Number reporting.....                                  | 1,295           | 9,210          | 2,020         | 2,225        | 2,525       | 2,910        | 2,725         | 1,220       | 4,340  | 1,250        | 1,350       | 3,935           | 720          | 2,720                 | 2,255                    | 1,955 | 425  |
| 1945 or later.....                                     | 30              | 280            | 75            | 60           | 70          | 130          | 100           | 95          | 205    | 55           | 65          | 280             | 5            | 55                    | 45                       | 65    | 45   |
| 1940 to 1944.....                                      | 35              | 80             | 60            | 35           | 30          | 40           | 15            | 20          | 120    | 10           | 35          | 90              | 5            | 45                    | 25                       | 30    | 10   |
| 1930 to 1939.....                                      | 95              | 235            | 150           | 60           | 45          | 260          | 125           | 115         | 280    | 55           | 185         | 165             | 5            | 145                   | 80                       | 60    | 40   |
| 1920 to 1929.....                                      | 115             | 480            | 200           | 65           | 100         | 350          | 165           | 100         | 235    | 150          | 85          | 235             | 20           | 150                   | 110                      | 80    | 45   |
| 1919 or earlier.....                                   | 1,020           | 8,135          | 1,535         | 2,005        | 2,280       | 2,130        | 2,320         | 890         | 3,500  | 980          | 980         | 3,165           | 685          | 2,325                 | 1,995                    | 1,720 | 285  |
| <b>*ELECTRIC LIGHTING</b>                              |                 |                |               |              |             |              |               |             |        |              |             |                 |              |                       |                          |       |      |
| Number reporting.....                                  | 1,350           | 9,260          | 2,065         | 2,240        | 2,510       | 2,835        | 2,680         | 1,175       | 4,330  | 1,220        | 1,345       | 4,100           | 720          | 2,730                 | 2,040                    | 1,945 | 455  |
| With electric lights.....                              | 1,290           | 7,875          | 1,895         | 2,120        | 2,400       | 2,645        | 2,500         | 1,040       | 4,075  | 970          | 1,260       | 4,060           | 660          | 2,670                 | 1,910                    | 1,745 | 420  |
| Total occupied dwelling units.....                     | 1,296           | 9,177          | 2,056         | 2,147        | 2,370       | 2,676        | 2,546         | 1,141       | 4,163  | 1,171        | 998         | 3,752           | 692          | 2,474                 | 2,059                    | 1,811 | 358  |
| <b>*HEATING EQUIPMENT</b>                              |                 |                |               |              |             |              |               |             |        |              |             |                 |              |                       |                          |       |      |
| Number reporting heating equipment.....                | 1,280           | 8,945          | 1,960         | 2,070        | 2,330       | 2,685        | 2,565         | 1,150       | 4,095  | 1,140        | 1,020       | 3,795           | 705          | 2,505                 | 2,025                    | 1,930 | 385  |
| Central heating, piped steam or hot water.....         | 510             | 2,040          | 175           | 265          | 635         | 730          | 205           | 30          | 130    | 80           | 245         | 1,970           | 45           | 695                   | 330                      | 130   | 80   |
| Central heating, warm air furnace.....                 | 320             | 1,535          | 1,250         | 260          | 425         | 530          | 605           | 330         | 2,335  | 250          | 255         | 890             | 165          | 495                   | 430                      | 235   | 145  |
| Noncentral heating, with flue.....                     | 345             | 4,930          | 490           | 1,480        | 1,040       | 1,195        | 1,600         | 665         | 1,505  | 730          | 450         | 725             | 470          | 1,205                 | 1,150                    | 1,460 | 160  |
| Noncentral heating, without flue.....                  | 65              | 370            | 45            | 60           | 165         | 205          | 155           | 125         | 125    | 55           | 60          | 190             | 25           | 105                   | 85                       | 105   | 60   |
| Not heated.....  | 40              | 70             | ...           | 5            | 65          | 25           | ...           | ...         | ...    | 25           | 10          | 20              | ...          | 5                     | 30                       | ...   | ...  |
| <b>*HEATING FUEL</b>                                   |                 |                |               |              |             |              |               |             |        |              |             |                 |              |                       |                          |       |      |
| Number reporting heating equipment.....                | 1,280           | 8,945          | 1,960         | 2,070        | 2,330       | 2,685        | 2,565         | 1,150       | 4,095  | 1,140        | 1,020       | 3,795           | 705          | 2,505                 | 2,025                    | 1,930 | 385  |
| Central heating.....                                   | 830             | 3,575          | 1,425         | 925          | 1,060       | 1,260        | 810           | 360         | 2,465  | 330          | 500         | 2,860           | 210          | 1,190                 | 760                      | 365   | 225  |
| Coal.....  | 775             | 2,720          | 1,330         | 415          | 755         | 1,170        | 560           | 80          | 2,180  | 245          | 350         | 1,765           | 190          | 970                   | 660                      | 230   | 155  |
| Wood.....  | 10              | 65             | ...           | 15           | 20          | 40           | 105           | 20          | 80     | 40           | 40          | 25              | 5            | 35                    | ...                      | 60    | 30   |
| Utility gas.....                                       | ...             | 15             | 35            | 5            | 10          | ...          | ...           | 245         | 85     | ...          | ...         | 30              | ...          | ...                   | ...                      | ...   | ...  |
| Bottled gas.....                                       | 10              | 30             | ...           | 10           | 15          | 10           | ...           | ...         | 10     | 5            | 5           | 20              | ...          | ...                   | 15                       | 5     | ...  |
| Liquid fuel.....                                       | 25              | 705            | 25            | 65           | 225         | 15           | 95            | 10          | 55     | 30           | 90          | 950             | 10           | 180                   | 35                       | 60    | 40   |
| Other fuel.....  | 5               | 40             | 25            | 15           | 30          | 20           | 40            | 5           | 50     | 10           | 15          | 70              | 5            | 5                     | 40                       | 10    | ...  |
| Not reported.....                                      | 5               | ...            | 10            | ...          | 5           | ...          | ...           | ...         | 5      | ...          | ...         | ...             | ...          | ...                   | ...                      | ...   | ...  |
| Noncentral heating.....                                | 410             | 5,300          | 535           | 1,540        | 1,205       | 1,400        | 1,755         | 790         | 1,630  | 785          | 510         | 915             | 495          | 1,310                 | 1,235                    | 1,565 | 160  |
| Coal.....  | 350             | 3,940          | 470           | 1,240        | 1,025       | 1,185        | 1,000         | 165         | 1,260  | 315          | 325         | 720             | 305          | 1,075                 | 1,125                    | 535   | 105  |
| Wood.....  | 30              | 605            | 10            | 120          | 90          | 180          | 680           | 165         | 130    | 405          | 135         | 65              | 145          | 100                   | 65                       | 910   | 30   |
| Utility gas.....                                       | ...             | ...            | 10            | ...          | ...         | ...          | 5             | 440         | 105    | ...          | 5           | 5               | ...          | ...                   | ...                      | ...   | ...  |
| Bottled gas.....                                       | 5               | 35             | ...           | 10           | ...         | 10           | ...           | ...         | 5      | ...          | ...         | ...             | 5            | 5                     | 10                       | 5     | 5    |
| Liquid fuel.....                                       | 5               | 630            | 30            | 130          | 75          | 10           | 50            | 15          | 105    | 55           | 40          | 115             | 25           | 105                   | 10                       | 100   | 20   |
| Electricity.....                                       | 5               | 25             | 10            | 10           | 10          | ...          | 15            | ...         | 5      | ...          | ...         | 5               | 10           | ...                   | 5                        | ...   | ...  |
| Other fuel.....  | ...             | 55             | 5             | 30           | 5           | 10           | ...           | 5           | 15     | 10           | 5           | 5               | 5            | 20                    | 15                       | 10    | ...  |
| Not reported.....                                      | 15              | 10             | ...           | ...          | ...         | 5            | 5             | ...         | ...    | ...          | ...         | ...             | ...          | ...                   | ...                      | ...   | ...  |
| Not heated.....  | 40              | 70             | ...           | 5            | 65          | 25           | ...           | ...         | ...    | 25           | 10          | 20              | ...          | 5                     | 30                       | ...   | ...  |
| <b>*COOKING FUEL</b>                                   |                 |                |               |              |             |              |               |             |        |              |             |                 |              |                       |                          |       |      |
| Number reporting.....                                  | 1,350           | 8,885          | 2,045         | 2,135        | 2,325       | 2,545        | 2,535         | 1,255       | 4,180  | 1,210        | 975         | 3,605           | 720          | 2,340                 | 2,120                    | 1,685 | 335  |
| Coal.....  | 990             | 3,225          | 625           | 1,125        | 1,025       | 1,985        | 780           | 40          | 1,355  | 310          | 345         | 745             | 310          | 990                   | 1,375                    | 205   | 80   |
| Wood.....  | 65              | 1,130          | 15            | 205          | 180         | 190          | 1,080         | 145         | 150    | 565          | 245         | 100             | 225          | 140                   | 130                      | 1,015 | 120  |
| Utility gas.....                                       | 10              | 165            | 215           | 35           | 35          | ...          | 20            | 925         | 365    | ...          | 30          | 290             | 5            | 40                    | ...                      | 55    | ...  |
| Bottled gas.....                                       | 135             | 1,935          | 60            | 325          | 385         | 280          | 260           | 15          | 275    | 30           | 155         | 540             | 30           | 460                   | 170                      | 170   | 115  |
| Liquid fuel.....                                       | 20              | 410            | 60            | 50           | 40          | 15           | 50            | 25          | 135    | 60           | 40          | 235             | 15           | 110                   | 30                       | 55    | 5    |
| Electricity.....                                       | 120             | 1,985          | 1,050         | 390          | 650         | 130          | 335           | 100         | 1,860  | 225          | 160         | 1,670           | 135          | 590                   | 410                      | 160   | 15   |
| Other fuel.....  | 5               | 25             | 20            | 5            | 10          | 5            | 10            | 5           | 40     | ...          | ...         | 25              | ...          | 5                     | 5                        | 10    | ...  |
| None.....  | 5               | 10             | ...           | ...          | ...         | ...          | ...           | ...         | ...    | ...          | ...         | ...             | ...          | 5                     | ...                      | 15    | ...  |
| <b>*REFRIGERATION EQUIPMENT</b>                        |                 |                |               |              |             |              |               |             |        |              |             |                 |              |                       |                          |       |      |
| Number reporting.....                                  | 1,270           | 9,000          | 2,015         | 2,155        | 2,345       | 2,630        | 2,520         | 1,005       | 4,145  | 1,145        | 1,040       | 3,810           | 690          | 2,520                 | 1,970                    | 1,760 | 360  |
| Mechanical.....  | 1,015           | 7,210          | 1,640         | 1,790        | 1,995       | 1,870        | 1,880         | 725         | 3,470  | 700          | 800         | 3,560           | 470          | 2,125                 | 1,475                    | 1,195 | 305  |
| Ice.....   | 55              | 980            | 25            | 135          | 115         | 175          | 40            | 50          | 165    | 105          | 160         | 70              | 125          | 155                   | 225                      | 5     | 5    |
| Other or none.....                                     | 200             | 810            | 350           | 230          | 235         | 585          | 465           | 240         | 625    | 280          | 135         | 90              | 150          | 270                   | 340                      | 340   | 50   |
| <b>*KITCHEN SINK</b>                                   |                 |                |               |              |             |              |               |             |        |              |             |                 |              |                       |                          |       |      |
| Number reporting.....                                  | 1,365           | 8,880          | 2,050         | 2,135        | 2,330       | 2,520        | 2,545         | 1,255       | 4,205  | 1,215        | 975         | 3,625           | 720          | 2,335                 | 2,120                    | 1,700 | 335  |
| With kitchen sink.....                                 | 1,300           | 7,740          | 1,910         | 1,635        | 1,855       | 2,185        | 2,050         | 1,140       | 3,770  | 960          | 830         | 3,360           | 520          | 1,825                 | 1,705                    | 1,090 | 315  |
| <b>*RADIO</b>  |                 |                |               |              |             |              |               |             |        |              |             |                 |              |                       |                          |       |      |
| Number reporting.....                                  | 1,245           | 9,225          | 2,200         | 2,125        | 2,325       | 2,620        | 2,570         | 1,125       | 4,015  | 1,080        | 880         | 3,665           | 670          | 2,425                 | 1,980                    | 1,775 | 345  |
| With radio.....  | 1,220           | 7,035          | 2,065         | 1,920        | 2,275       | 2,540        | 2,485         | 1,080       | 3,835  | 805          | 855         | 3,535           | 650          | 2,320                 | 1,905                    | 1,680 | 345  |
| <b>*TELEVISION</b>                                     |                 |                |               |              |             |              |               |             |        |              |             |                 |              |                       |                          |       |      |
| Number reporting.....                                  | 1,245           | 9,210          | 2,195         | 2,110        | 2,315       | 2,610        | 2,560         | 1,120       | 4,010  | 1,075        | 870         | 3,660           | 670          | 2,430                 | 1,870                    | 1,775 | 345  |
| With television.....                                   | 15              | 615            | 60            | 150          | 380         | 30           | 5             | 5           | 160    | 10           | 65          | 1,020           | 5            | 340                   | 40                       | 40    | 5    |

NOTE.—Philadelphia County, entirely urban, not shown in this table.

## HOUSING—GENERAL CHARACTERISTICS

Table 33.—PLUMBING FACILITIES, YEAR BUILT, AND EQUIPMENT OF RURAL-FARM DWELLING UNITS, FOR COUNTIES: 1950—Con.

[Asterisk (\*) denotes statistics based on 20-percent sample]

| Subject  | Potter | Schuyll-kill | Snyder | Somer-set | Sulli-van | Susque-hanna | Tioga | Union | Ve-nango | Warren | Wash-ington | Wayne | West-more-land | Wyo-ning | York  |
|--|--------|--------------|--------|-----------|-----------|--------------|-------|-------|----------|--------|-------------|-------|----------------|----------|-------|
| Total dwelling units.....                              | 1,630  | 2,640        | 1,772  | 3,724     | 625       | 3,562        | 2,832 | 1,071 | 2,260    | 2,042  | 4,515       | 2,755 | 4,093          | 1,659    | 7,876 |
| <b>WATER SUPPLY</b>                                    |        |              |        |           |           |              |       |       |          |        |             |       |                |          |       |
| Hot and cold piped running water inside structure..... | 804    | 1,589        | 594    | 1,980     | 301       | 1,845        | 1,683 | 465   | 878      | 923    | 1,888       | 1,759 | 1,979          | 1,003    | 3,695 |
| Only cold piped running water inside structure.....    | 282    | 383          | 398    | 699       | 105       | 619          | 469   | 155   | 489      | 387    | 982         | 401   | 1,061          | 243      | 2,205 |
| Piped running water outside structure.....             | 62     | 77           | 61     | 64        | 25        | 132          | 38    | 7     | 201      | 27     | 116         | 46    | 92             | 53       | 239   |
| No piped running water.....                            | 351    | 545          | 706    | 923       | 185       | 920          | 565   | 434   | 576      | 643    | 1,454       | 518   | 820            | 353      | 1,673 |
| Not reported.....                                      | 131    | 46           | 13     | 58        | 9         | 46           | 77    | 10    | 116      | 62     | 75          | 31    | 141            | 7        | 64    |
| <b>TOILET FACILITIES</b>                               |        |              |        |           |           |              |       |       |          |        |             |       |                |          |       |
| Flush toilet inside structure, exclusive use.....      | 796    | 1,232        | 370    | 1,695     | 255       | 1,637        | 1,497 | 348   | 838      | 959    | 1,726       | 1,578 | 1,759          | 895      | 2,976 |
| Flush toilet inside structure, shared.....             | 21     | 28           | 20     | 166       | 1         | 58           | 59    | 12    | 16       | 13     | 140         | 73    | 119            | 24       | 159   |
| Other toilet facilities (including privy).....         | 648    | 1,320        | 1,351  | 1,667     | 352       | 1,777        | 1,168 | 692   | 1,285    | 977    | 2,518       | 1,019 | 2,037          | 618      | 4,595 |
| No toilet.....   | 35     | 11           | 19     | 138       | 9         | 45           | 35    | 9     | 27       | 36     | 58          | 54    | 54             | 116      | 42    |
| Not reported.....                                      | 130    | 49           | 12     | 58        | 8         | 45           | 73    | 10    | 94       | 57     | 73          | 31    | 124            | 6        | 104   |
| <b>BATHING FACILITIES</b>                              |        |              |        |           |           |              |       |       |          |        |             |       |                |          |       |
| Installed bathtub or shower, exclusive use.....        | 753    | 1,222        | 481    | 1,981     | 261       | 1,556        | 1,408 | 329   | 837      | 906    | 1,773       | 1,524 | 1,771          | 880      | 2,990 |
| Installed bathtub or shower, shared.....               | 19     | 24           | 14     | 139       | 1         | 46           | 57    | 10    | 13       | 10     | 125         | 69    | 101            | 23       | 126   |
| No bathtub or shower.....                              | 724    | 1,319        | 1,253  | 1,928     | 351       | 1,890        | 1,289 | 714   | 1,283    | 989    | 2,507       | 1,117 | 2,070          | 735      | 4,246 |
| Not reported.....                                      | 134    | 75           | 24     | 76        | 12        | 70           | 78    | 18    | 127      | 137    | 110         | 45    | 151            | 21       | 514   |
| <b>*YEAR BUILT</b>                                     |        |              |        |           |           |              |       |       |          |        |             |       |                |          |       |
| Number reporting.....                                  | 1,590  | 2,440        | 1,765  | 3,560     | 575       | 3,455        | 2,750 | 1,015 | 2,095    | 1,940  | 4,530       | 2,720 | 4,090          | 1,715    | 7,985 |
| 1945 or later.....                                     | 90     | 50           | 50     | 145       | 10        | 145          | 60    | 20    | 100      | 70     | 285         | 120   | 255            | 85       | 255   |
| 1940 to 1944.....                                      | 30     | 55           | 5      | 80        | 15        | 25           | 15    | 5     | 50       | 40     | 125         | 50    | 210            | 20       | 175   |
| 1930 to 1939.....                                      | 80     | 100          | 20     | 235       | 80        | 155          | 65    | 20    | 175      | 80     | 375         | 175   | 300            | 145      | 325   |
| 1920 to 1929.....                                      | 130    | 165          | 50     | 250       | ...       | 180          | 95    | 50    | 210      | 120    | 285         | 195   | 405            | 145      | 495   |
| 1919 or earlier.....                                   | 1,260  | 2,070        | 1,640  | 2,850     | 470       | 2,950        | 2,515 | 920   | 1,560    | 1,630  | 3,460       | 2,180 | 2,920          | 1,320    | 6,735 |
| <b>*ELECTRIC LIGHTING</b>                              |        |              |        |           |           |              |       |       |          |        |             |       |                |          |       |
| Number reporting.....                                  | 1,550  | 2,570        | 1,755  | 3,730     | 680       | 3,425        | 2,730 | 1,085 | 2,165    | 1,965  | 4,530       | 2,730 | 3,835          | 1,620    | 7,645 |
| With electric lights.....                              | 1,330  | 2,420        | 1,640  | 3,235     | 570       | 3,070        | 2,535 | 1,035 | 1,910    | 1,760  | 4,095       | 2,600 | 3,660          | 1,475    | 7,365 |
| Total occupied dwelling units.....                     | 1,321  | 2,452        | 1,693  | 3,407     | 558       | 3,093        | 2,549 | 1,020 | 1,966    | 1,838  | 4,254       | 2,507 | 3,759          | 1,514    | 7,683 |
| <b>*HEATING EQUIPMENT</b>                              |        |              |        |           |           |              |       |       |          |        |             |       |                |          |       |
| Number reporting heating equipment.....                | 1,275  | 2,475        | 1,630  | 3,530     | 610       | 2,915        | 2,465 | 1,015 | 1,935    | 1,860  | 4,095       | 2,505 | 3,825          | 1,530    | 7,430 |
| Central heating, piped steam or hot water.....         | 50     | 555          | 100    | 940       | 60        | 330          | 185   | 110   | 45       | 25     | 255         | 545   | 770            | 245      | 970   |
| Central heating, warm air furnace.....                 | 155    | 400          | 185    | 1,485     | 165       | 800          | 855   | 165   | 545      | 430    | 2,010       | 635   | 1,995          | 455      | 1,410 |
| Noncentral heating, with flue.....                     | 955    | 1,035        | 1,095  | 1,045     | 380       | 1,360        | 1,305 | 675   | 1,235    | 1,335  | 1,415       | 1,050 | 960            | 675      | 4,260 |
| Noncentral heating, without flue.....                  | 115    | 345          | 245    | 55        | 5         | 225          | 110   | 65    | 110      | 70     | 410         | 270   | 80             | 60       | 790   |
| Not heated.....  | ...    | 140          | 5      | 5         | ...       | ...          | 10    | ...   | ...      | ...    | 5           | 5     | 20             | 95       | ...   |
| <b>*HEATING FUEL</b>                                   |        |              |        |           |           |              |       |       |          |        |             |       |                |          |       |
| Number reporting heating equipment.....                | 1,275  | 2,475        | 1,630  | 3,530     | 610       | 2,915        | 2,465 | 1,015 | 1,935    | 1,860  | 4,095       | 2,505 | 3,825          | 1,530    | 7,430 |
| Central heating.....                                   | 205    | 955          | 285    | 2,425     | 225       | 1,130        | 1,040 | 275   | 590      | 455    | 2,265       | 1,180 | 2,765          | 700      | 2,380 |
| Coal.....  | 50     | 900          | 250    | 2,345     | 170       | 885          | 770   | 225   | 465      | 290    | 1,820       | 1,010 | 2,485          | 565      | 1,435 |
| Wood.....  | 30     | 5            | 15     | 5         | 15        | 160          | 85    | 20    | 25       | 120    | 10          | 95    | ...            | 45       | 140   |
| Utility gas.....                                       | 90     | 5            | ...    | 5         | ...       | ...          | 100   | 5     | 85       | 30     | 325         | ...   | 100            | 5        | 25    |
| Bottled gas.....                                       | 5      | ...          | ...    | ...       | ...       | 10           | ...   | ...   | ...      | ...    | 25          | 10    | ...            | 5        | 35    |
| Liquid fuel.....                                       | 30     | 15           | 10     | 45        | 40        | 65           | 75    | 20    | 10       | 15     | 25          | 35    | 45             | 75       | 635   |
| Other fuel.....  | ...    | 30           | 10     | 15        | ...       | ...          | 5     | 5     | ...      | ...    | 50          | 30    | 135            | 5        | 105   |
| Not reported.....                                      | ...    | ...          | ...    | 10        | ...       | 10           | 5     | ...   | ...      | ...    | 10          | ...   | ...            | ...      | 5     |
| Noncentral heating.....                                | 1,070  | 1,380        | 1,340  | 1,100     | 385       | 1,785        | 1,415 | 740   | 1,345    | 1,405  | 1,825       | 1,320 | 1,040          | 735      | 5,050 |
| Coal.....  | 150    | 1,360        | 845    | 1,040     | 260       | 900          | 735   | 540   | 870      | 415    | 1,155       | 890   | 905            | 540      | 2,230 |
| Wood.....  | 570    | 5            | 445    | 40        | 115       | 755          | 460   | 175   | 180      | 695    | 45          | 380   | 10             | 150      | 1,805 |
| Utility gas.....                                       | 320    | 5            | ...    | ...       | ...       | 105          | ...   | ...   | 260      | 150    | 580         | 10    | 85             | 5        | 10    |
| Bottled gas.....                                       | ...    | 10           | ...    | ...       | ...       | 10           | ...   | ...   | ...      | 5      | 15          | 15    | ...            | 5        | 55    |
| Liquid fuel.....                                       | 25     | ...          | 25     | 15        | 10        | 80           | 110   | 15    | 30       | 105    | 10          | 20    | 35             | 30       | 815   |
| Electricity.....                                       | 5      | ...          | 15     | ...       | ...       | ...          | ...   | ...   | ...      | ...    | 10          | 5     | ...            | ...      | 30    |
| Other fuel.....  | ...    | ...          | ...    | ...       | ...       | 5            | ...   | 5     | 10       | ...    | 25          | 5     | ...            | ...      | 80    |
| Not reported.....                                      | ...    | ...          | ...    | 5         | ...       | 30           | ...   | ...   | ...      | 10     | 5           | ...   | ...            | ...      | 10    |
| Not heated.....  | ...    | 140          | 5      | 5         | ...       | ...          | 10    | ...   | ...      | ...    | 5           | 5     | 20             | 95       | ...   |
| <b>*COOKING FUEL</b>                                   |        |              |        |           |           |              |       |       |          |        |             |       |                |          |       |
| Number reporting.....                                  | 1,260  | 2,485        | 1,665  | 3,305     | 540       | 3,090        | 2,515 | 995   | 2,000    | 1,740  | 4,205       | 2,475 | 3,715          | 1,460    | 7,665 |
| Coal.....  | 65     | 2,120        | 815    | 2,320     | 295       | 1,150        | 505   | 465   | 360      | 115    | 700         | 1,085 | 1,550          | 820      | 1,440 |
| Wood.....  | 510    | 40           | 540    | 75        | 200       | 1,240        | 705   | 275   | 155      | 790    | 35          | 765   | 5              | 195      | 2,260 |
| Utility gas.....                                       | 525    | 5            | 10     | 15        | 10        | 30           | 365   | 20    | 755      | 235    | 2,280       | 10    | 485            | 10       | 155   |
| Bottled gas.....                                       | 50     | 120          | 100    | 175       | 5         | 405          | 420   | 85    | 130      | 185    | 135         | 400   | 120            | 280      | 860   |
| Liquid fuel.....                                       | 20     | ...          | 35     | 125       | 5         | 40           | 70    | 5     | 135      | 115    | 125         | 10    | 105            | 5        | 750   |
| Electricity.....                                       | 80     | 195          | 165    | 575       | 20        | 225          | 440   | 140   | 440      | 280    | 900         | 200   | 1,390          | 140      | 2,100 |
| Other fuel.....  | 10     | 5            | ...    | 20        | 5         | ...          | 10    | 5     | 25       | 20     | 30          | ...   | 60             | 10       | 100   |
| None.....  | ...    | ...          | ...    | ...       | ...       | ...          | ...   | ...   | ...      | ...    | ...         | 5     | ...            | ...      | ...   |
| <b>*REFRIGERATION EQUIPMENT</b>                        |        |              |        |           |           |              |       |       |          |        |             |       |                |          |       |
| Number reporting.....                                  | 1,300  | 2,440        | 1,690  | 3,480     | 595       | 2,975        | 2,520 | 1,020 | 1,895    | 1,775  | 4,260       | 2,465 | 3,565          | 1,475    | 7,450 |
| Mechanical.....  | 790    | 1,905        | 1,120  | 2,255     | 390       | 2,155        | 1,885 | 820   | 1,310    | 1,170  | 3,400       | 1,935 | 2,920          | 1,115    | 6,390 |
| Ice.....   | 30     | 215          | 140    | 50        | 40        | 105          | 50    | 100   | 55       | 70     | 90          | 45    | 90             | 50       | 255   |
| Other or none.....                                     | 480    | 320          | 430    | 1,175     | 165       | 715          | 585   | 100   | 530      | 535    | 770         | 485   | 555            | 310      | 805   |
| <b>*KITCHEN SINK</b>                                   |        |              |        |           |           |              |       |       |          |        |             |       |                |          |       |
| Number reporting.....                                  | 1,270  | 2,480        | 1,670  | 3,305     | 540       | 3,095        | 2,515 | 995   | 2,005    | 1,710  | 4,230       | 2,485 | 3,710          | 1,455    | 7,615 |
| With kitchen sink.....                                 | 1,105  | 2,040        | 1,030  | 2,720     | 455       | 2,675        | 2,285 | 735   | 1,735    | 1,410  | 3,720       | 2,260 | 3,305          | 1,270    | 6,015 |
| <b>*RADIO</b>  |        |              |        |           |           |              |       |       |          |        |             |       |                |          |       |
| Number reporting.....                                  | 1,320  | 2,410        | 1,775  | 3,295     | 490       | 3,025        | 2,620 | 1,050 | 1,975    | 1,825  | 4,090       | 2,505 | 3,690          | 1,470    | 7,650 |
| With radio.....  | 1,235  | 2,315        | 1,590  | 3,030     | 465       | 2,890        | 2,520 | 1,005 | 1,860    | 1,750  | 3,950       | 2,425 | 3,600          | 1,385    | 7,410 |
| <b>*TELEVISION</b>                                     |        |              |        |           |           |              |       |       |          |        |             |       |                |          |       |
| Number reporting.....                                  | 1,315  | 2,415        | 1,775  | 3,305     | 490       | 3,025        | 2,605 | 1,040 | 1,980    | 1,760  | 4,085       | 2,505 | 3,685          | 1,475    | 7,620 |
| With television.....                                   | 10     | 90           | 15     | 145       | 5         | 55           | 15    | 5     | 70       | 35     | 225         | 50    | 280            | 10       | 580   |

The twelve urbanized areas having their central cities in Pennsylvania, for which statistics are shown in tables, are depicted in the following maps. The shaded areas, in combination, comprise the urbanized areas. To assist in locating the exact external

boundaries of the areas, each boundary feature (street segment, political boundary, or other) has been assigned a number. The boundary segments thus numbered are shown on the map and the features to which they apply are presented in the following key.

KEY TO NUMBERED BOUNDARY SEGMENTS

Allentown-Bethlehem Urbanized Area

Main urbanized part: (1) Corporate limits of Northampton, (2) corporate limits of North Catasauqua, (3) corporate limits of Catasauqua, (4) Hanover-Whitehall township line, (5) corporate limits of Allentown, (6) corporate limits of Bethlehem, (7) Rose-lawn Ave., (8) Winston Ave., (9) extension of Bridle Path Rd., (10) Jacksonville Rd., (11) corporate limits of Bethlehem, (12) corporate limits of Freemansburg, (13) Nancy's Run, (14) Keystone St., (15) 5th St., (16) Middletown Rd., (17) Walnut St., (18) 10th St., (19) Kermit St., (20) Lehigh St.,

(21) Washington St., (22) Plum St. (Wilson Ave.), (23) corporate limits of Freemansburg, (24) Bethlehem-Lower Saucon township line, (25) extension of Mathews Ave. and Mathews Ave., (26) Snyder Ave., (27) Robert Ave., (28) Saucon Ave., (29) corporate limits of Bethlehem, (30) corporate limits of Hellertown, (31) corporate limits of Bethlehem, (32) corporate limits of Fountain Hill, (33) State Hwy. 43 (Itaska St.), (34) Scholl Ave., (35) Hillcrest Ave., (36) Mortimer Ave., (37) Seidersville Rd. (Legislative Rte. 39013), (38) State Hwy. 43 (Itaska St.), (39) Weil Ave., (40) Jefferson St.,

(41) Roosevelt Ave. (Lehigh Ave.), (42) Wistar St., (43) Graham St., (44) corporate limits of Fountain Hill, (45) corporate limits of Bethlehem, (46) corporate limits of Allentown, (47) State Hwy. 43 (Susquehanna St.), (48) Fairview Rd. (Fairfax Rd.), (49) Old South Bethlehem Rd. (Emaus Ave.), (50) South Potomac St., (51) East Lexington St., (52) corporate limits of Allentown, (53) Hamilton Blvd. (U. S. Hwy. 222), (54) State Hwy. 229 (Cedar Crest Blvd.), (55) corporate limits of Allentown, (56) Cedar Creek, (57) property line of Dorney's Park (Legislative Rte. 39028), (58) Legislative Rte. 39028, (59) Hamilton St. (U. S. Hwy. 22-A), (60) 40th St.,

(61) Linden St., (62) 38th St., (63) Hamilton St., (64) corporate limits of Allentown, (65) College Heights Blvd., (66) corporate limits of Allentown, (67) Grove Ave., (68) 21st St., (69) Helen St., (70) Lincoln Ave. (Ott Blvd.), (71) Main Blvd., (72) 21st St., (73) Ruth St., (74) 18th St., (75) corporate limits of Allentown, (76) State Hwy. 145 (7th St.), (77) Fairmont Ave. (Union Blvd.), (78) 6th St., (79) West Union St., (80) Dent Lane,

(81) 1st St., (82) Fuller St., (83) 3d St., (84) Main St., (85) Pine St., (86) L. V. R. R., (87) Lehigh St., (88) Quarry St., (89) unnamed street, (90) 3d St., (91) Lehigh St., (92) 4th St., (93) School St., (94) South St., (95) 3d St., (96) Center St., (97) 2d St., (98) corporate limits of Coplay, (99) Chestnut St., (100) Whitehall St. and Whitehall St. extension,

(101) Ironton R. R., (102) Buch St., (103) Styles-Cementon Rd., (104) Coplay Rd., (105) Main St. (State Hwy. 329), (106) Furniciari Rd., (107) Dewey St., (108) Washington Ave., (109) Pennsylvania St., (110) MacArthur Rd., (111) Main St., (112) 8th St., (113) Lehigh St., (114) Fairview St. and Fairview St. extension (Fairfax St.).

Outlying urbanized part: (115) Corporate limits of Emmaus.

Altoona Urbanized Area

Main urbanized part: (1) Extension of 20th St., (2) west track of Pennsylvania R. R. yards, (3) Legislative Rte. 07046, (4) east track of Pennsylvania R. R., (5) Antis-Logan township line, (6) Little Juniata River, (7) 17th St. Viaduct, (8) Slayman Ave., (9) 6th Ave., (10) 7th St., (11) 3d Ave., (12) Greenwood St., (13) State Hwy. 764, (14) State Hwy. 220 (Tyrone Ave.), (15) Dudley Lane, (16) Pottsgrove Ave., (17) Fern St., (18) State Hwy. 220, (19) corporate limits of Altoona, (20) property line of Rosehill Cemetery,

(21) Kettle Rd., (22) corporate limits of Altoona, (23) 11th St., (24) 6th Ave., (25) 6th St., (26) 2d Ave., (27) 4th St., (28) 1st Ave., (29) 3d St., (30) Leslie Ave., (31) Pine St., (32) Baynton Ave., (33) Brush Mountain Rd., (34) Fogel St., (35) Allegheny-Logan township line, (36) unnamed street, (37) Brush Mountain Rd., (38) Lotz Ave., (39) Pine St., (40) Logan Ave.,

(41) corporate limits of Altoona, (42) State Hwy. 764 (6th Avenue Rd.), (43) Burns Ave., (44) Sugar Run Rd., (45) East Burns Ave., (46) Lake St., (47) Pennsylvania R. R., (48) corporate limits of Altoona, (49) Jefferson St., (50) 30th Ave. (Allegheny St.), (51) Dry Gap Rd. (Buckhorn Rd.), (52) Ellsworth Ave. (28th Ave.), (53) corporate limits of Altoona, (54) Juniata Gap Rd., (55) property line of Ivyside Park, (56) Wehwood Rd., (57) corporate limits of Altoona.

Outlying urbanized part: (58) Property line of Blairmont Country Club, (59) Blair-Frankstown township line, (60) corporate limits of Hollidaysburg, (61) Wm. Penn Hwy., (62) Legislative Rte. 07011, (63) south track of Pennsylvania R. R. yards, (64) corporate limits of Hollidaysburg, (65) Logan Ave. (Elmwood Ave., Oakland Ave.).

Erie Urbanized Area

Main urbanized part: (1) Harborecreek-Lawrence Park township line, (2) corporate limits of Wesleyville, (3) Shannon Rd., (4) Cooper Rd., (5) corporate limits of Erie, (6) Wattsburg Rd., (7) East Gore Rd., (8) Lake Pleasant Rd., (9) corporate limits of Erie, (10) South Gore Rd., (11) Rosindale Ave., (12) West 52d St., (13) Washington Ave., (14) Zimmerly Rd., (15) Waterford Pike, (16) Millcreek-Summit township line, (17) Langview Dr., (18) Edinboro Rd., (19) property line of Erie City Airport, (20) Zimmerly Rd.,







(21) 51st St., (22) West St., (23) corporate limits of Erie, (24) Aberdeen Ave., (25) Atlantic Ave., (26) West 32d St., (27) Zuck Rd., (28) Ridge Rd. (West 26th St.), (29) Sterrettania Rd., (30) Hampshire Rd., (31) Knoblock Rd., (32) Lancaster Rd., (33) Roxbury Rd., (34) Concord Rd., (35) West 32d St. and West 32d St. extension, (36) Colonial Ave., (37) Ridge Rd., (38) Powell Ave., (39) N. Y. C. R. R., (40) Westwood Rd.,

(41) West Lake Rd., (42) Asbury Rd., (43) Wolf Rd., (44) West Lake Rd. (State Hwy. 5), (45) Montpelier Ave. and Montpelier Ave. extension, (46) Lake Erie, (47) property line of Waldmeer Park, (48) Peninsula Rd., (49) property line of Waldmeer Park, (50) Presque Isle Bay, (51) corporate limits of Erie, (52) Lake Erie.

Outlying urbanized part: (53) Parker Dr., (54) Montrose Rd., (55) Henry Rd., (56) Hamilton Rd., (57) Athens St., (58) Hereford Rd., (59) Saltsman Rd., (60) Station Rd.

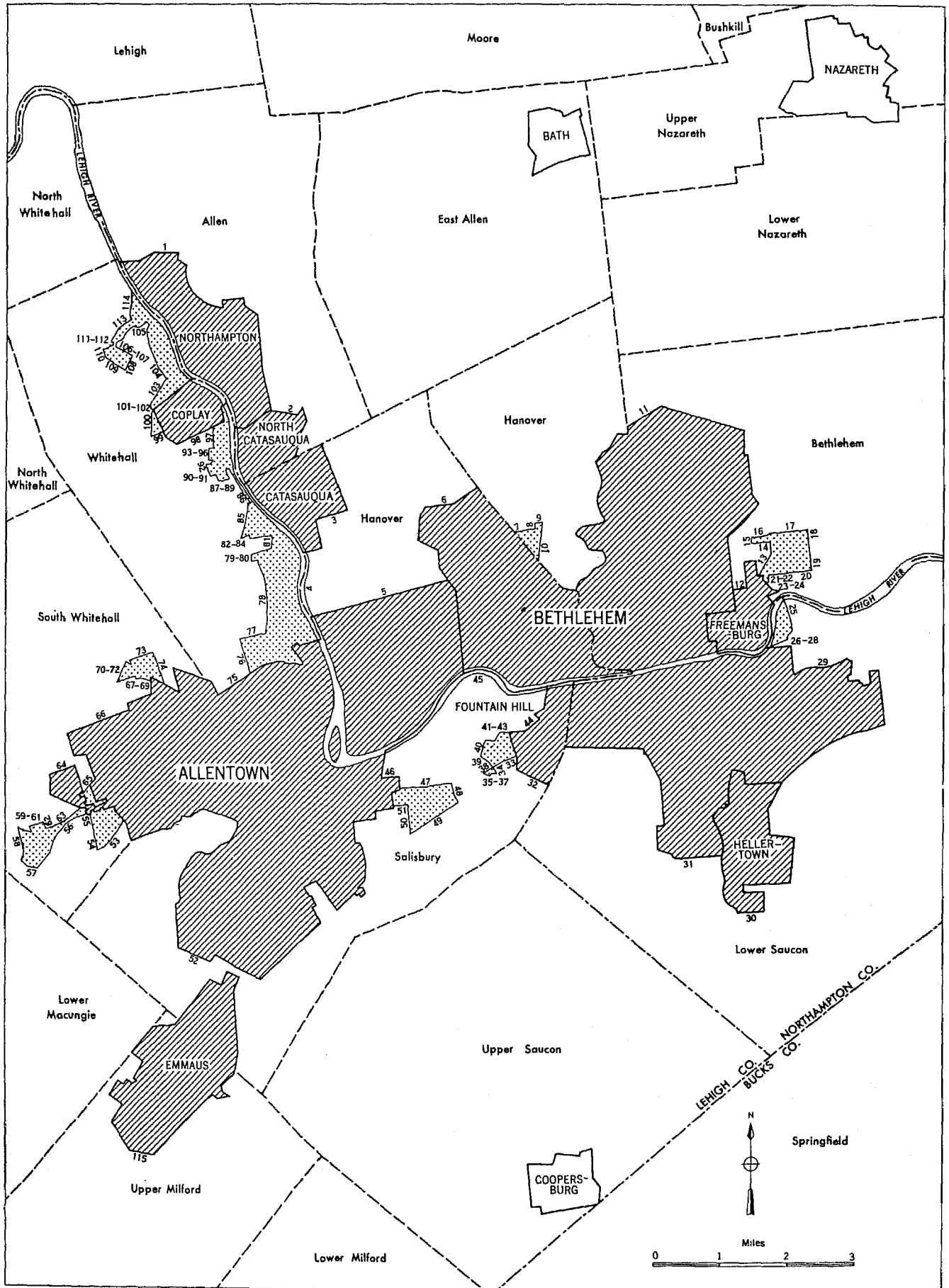
(Continued on page 38-156)

KEY TO SYMBOLS

-  Incorporated parts
-  Unincorporated parts
-  12 Numbered boundary segments
-  State line
-  County line
-  Minor civil division line

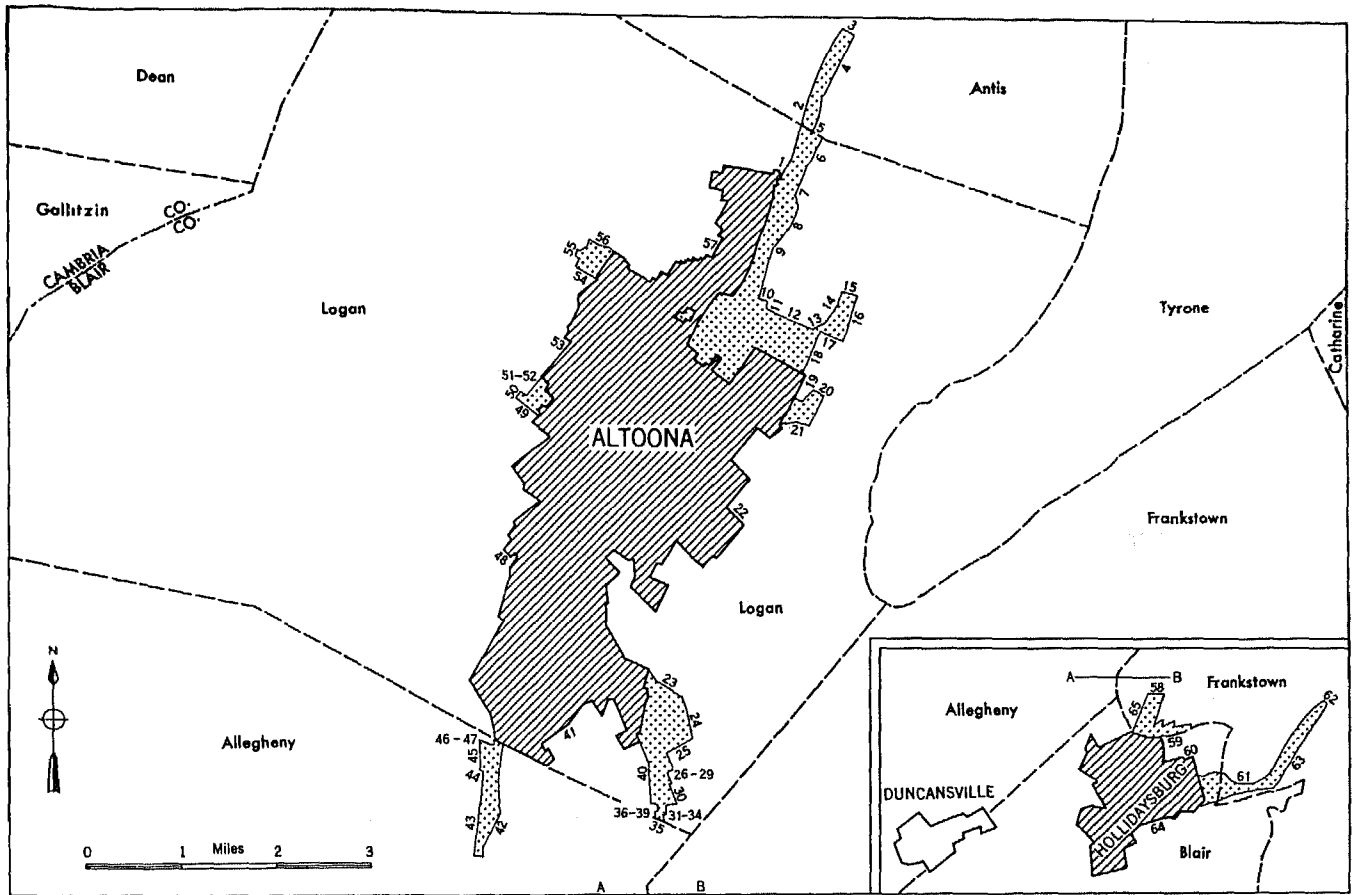


# HOUSING—GENERAL CHARACTERISTICS ALLENTOWN-BETHLEHEM URBANIZED AREA

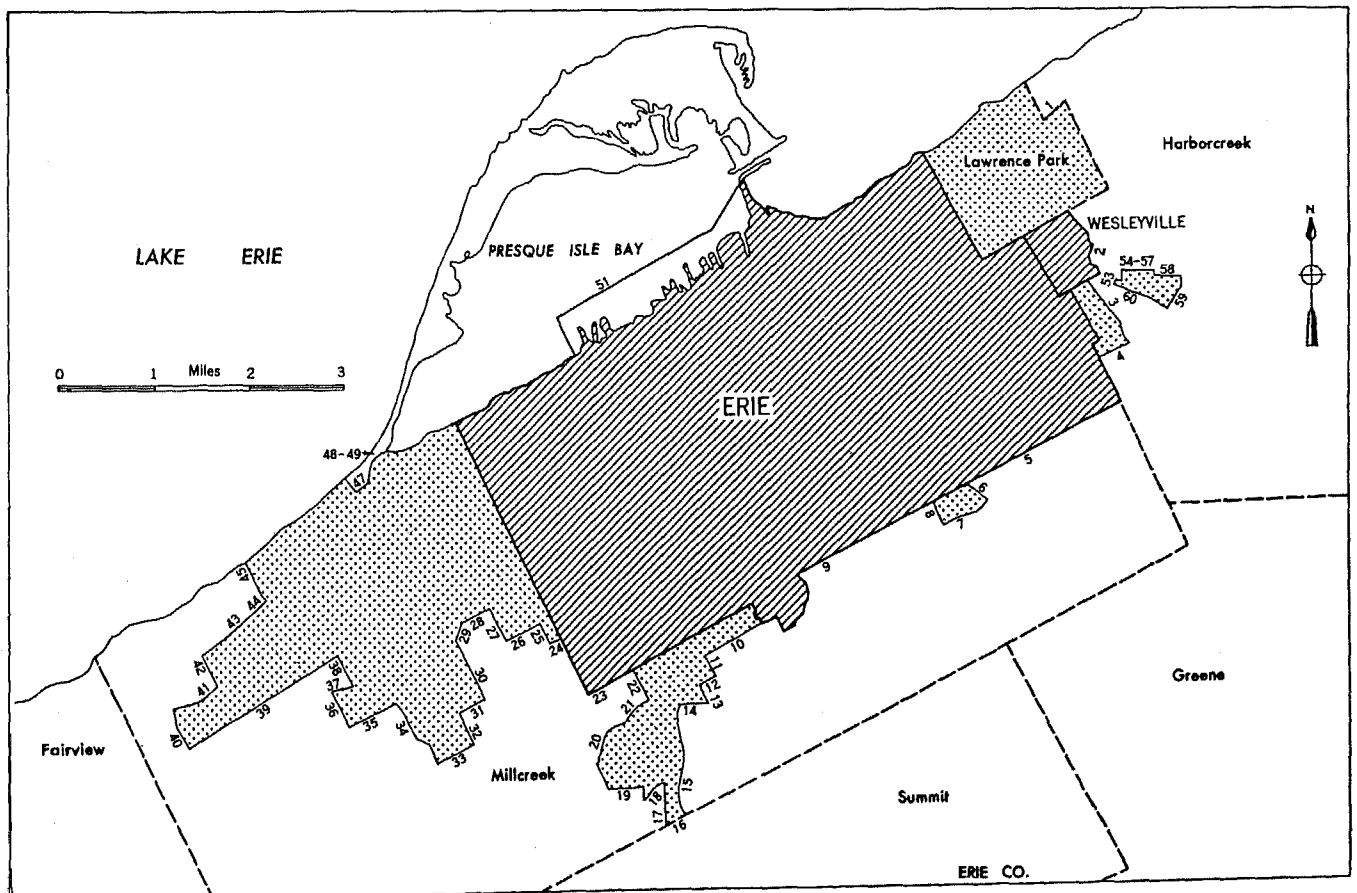




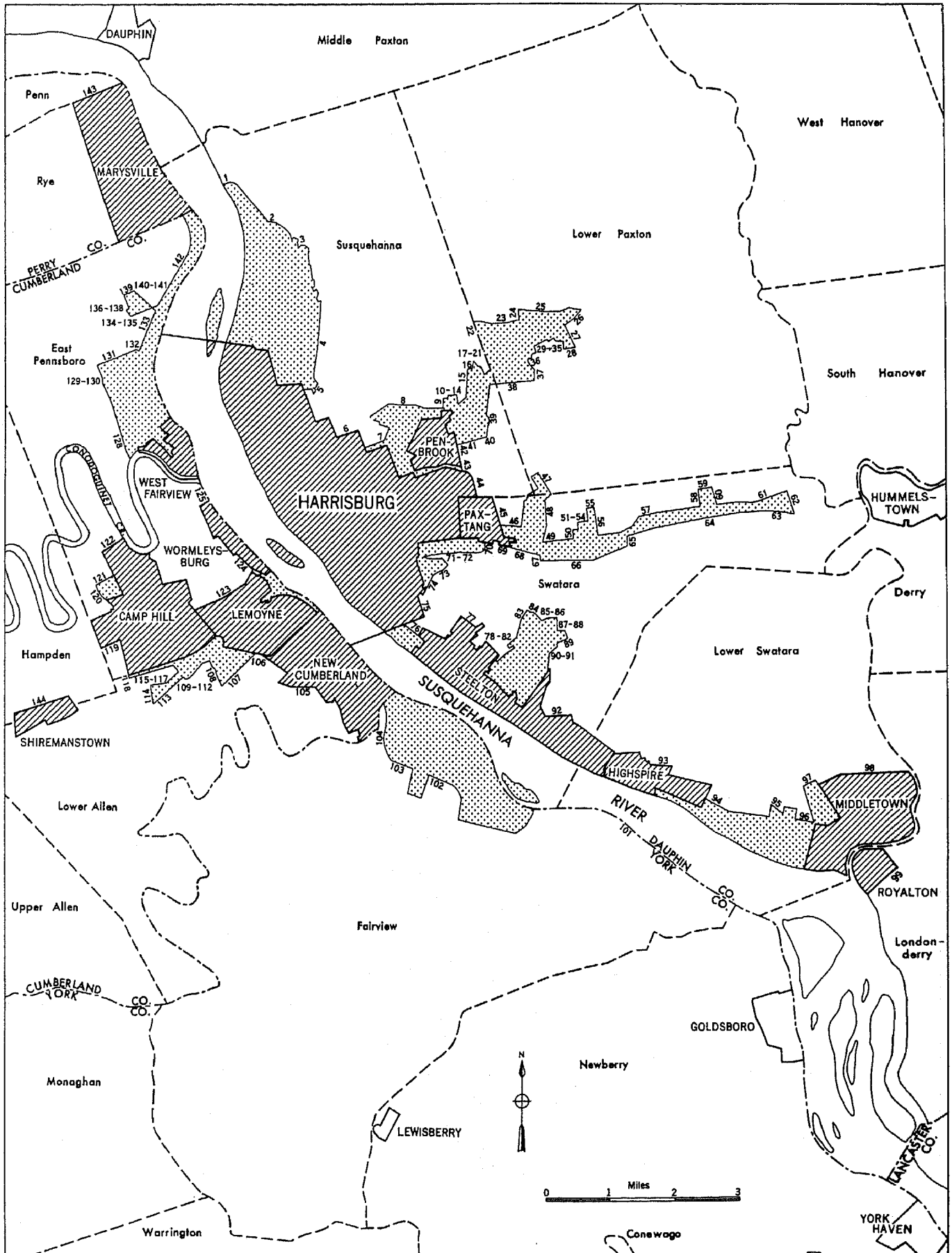
PENNSYLVANIA  
ALTOONA URBANIZED AREA



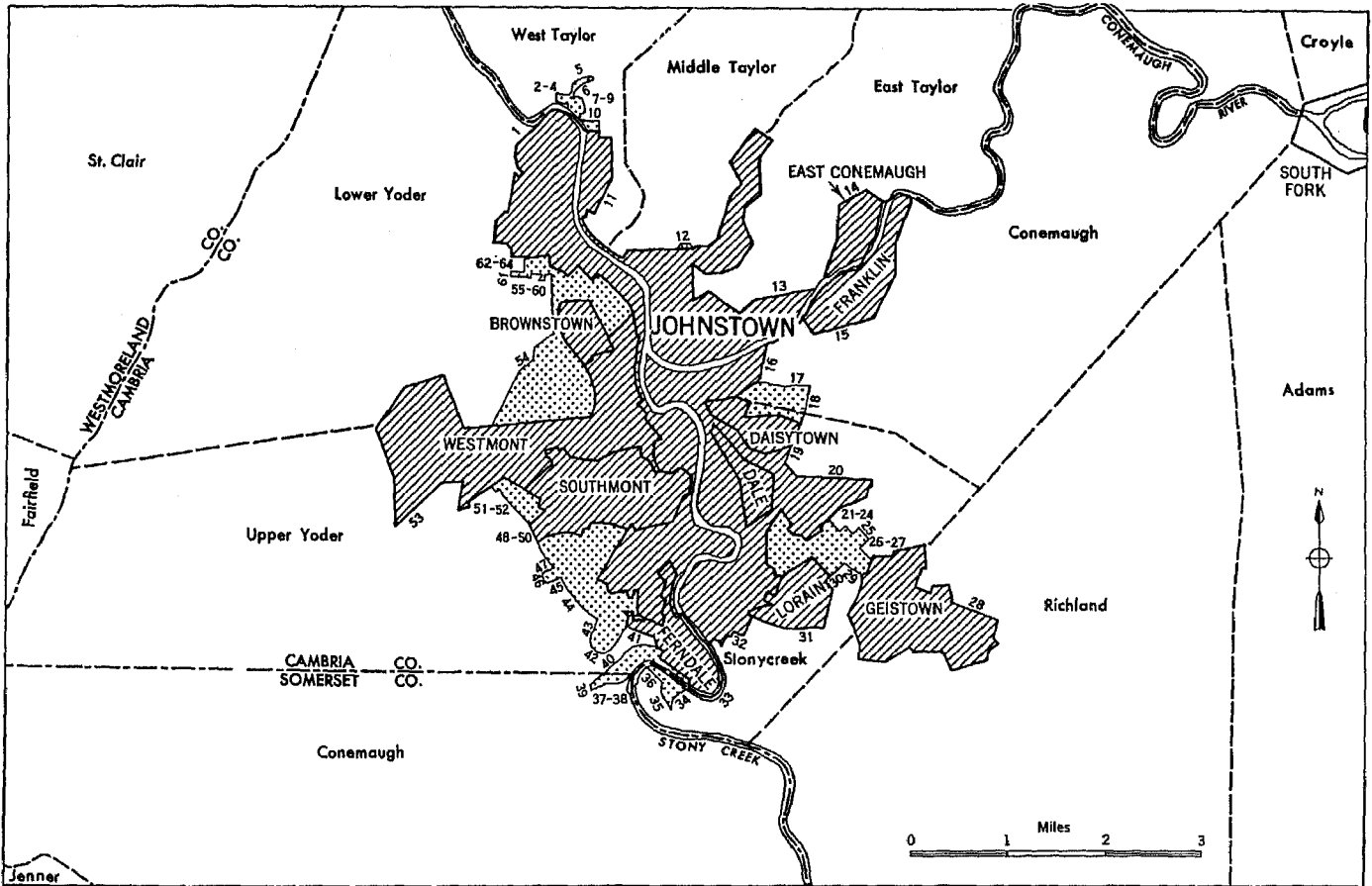
ERIE URBANIZED AREA



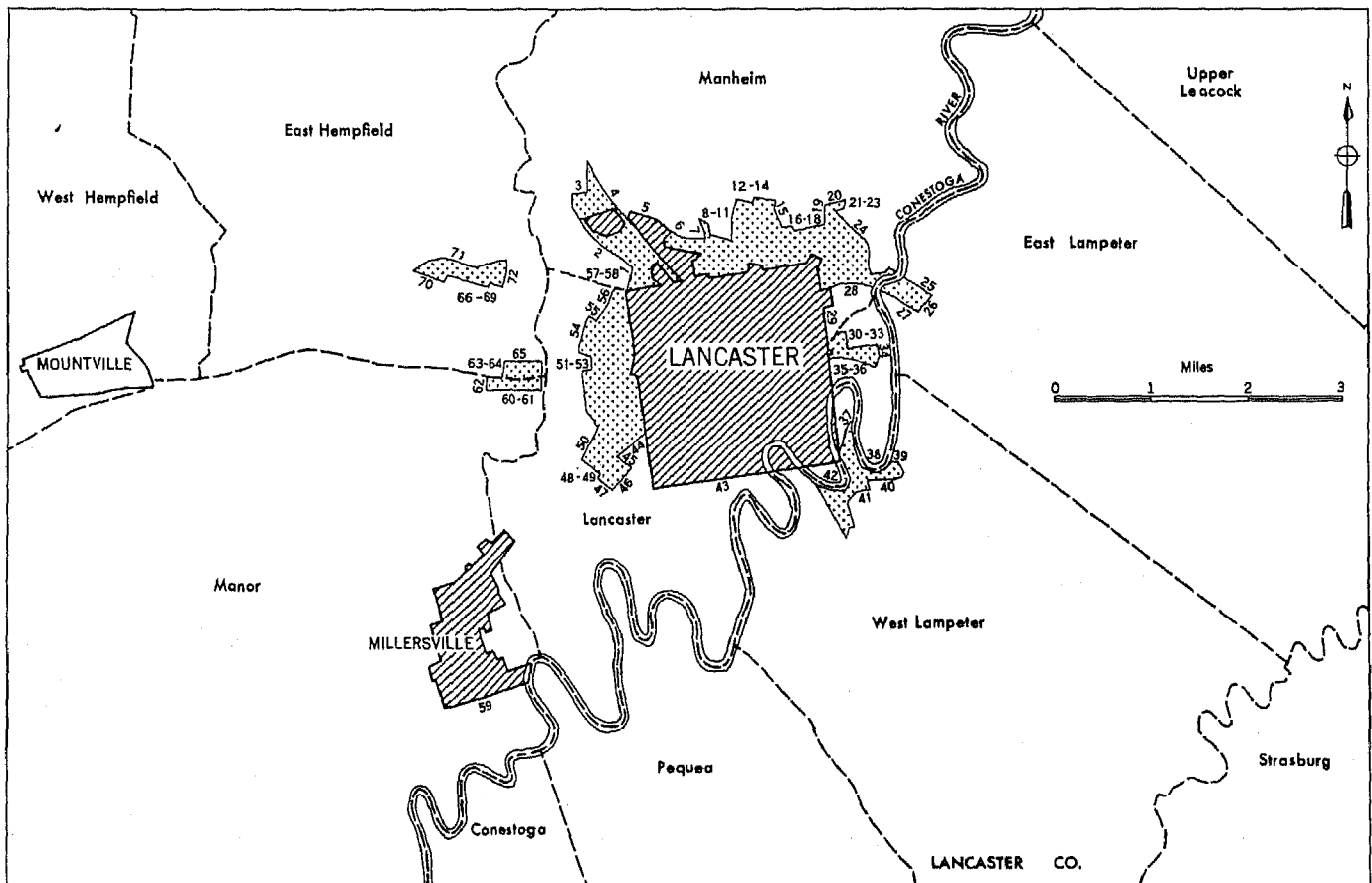
# HOUSING—GENERAL CHARACTERISTICS HARRISBURG URBANIZED AREA



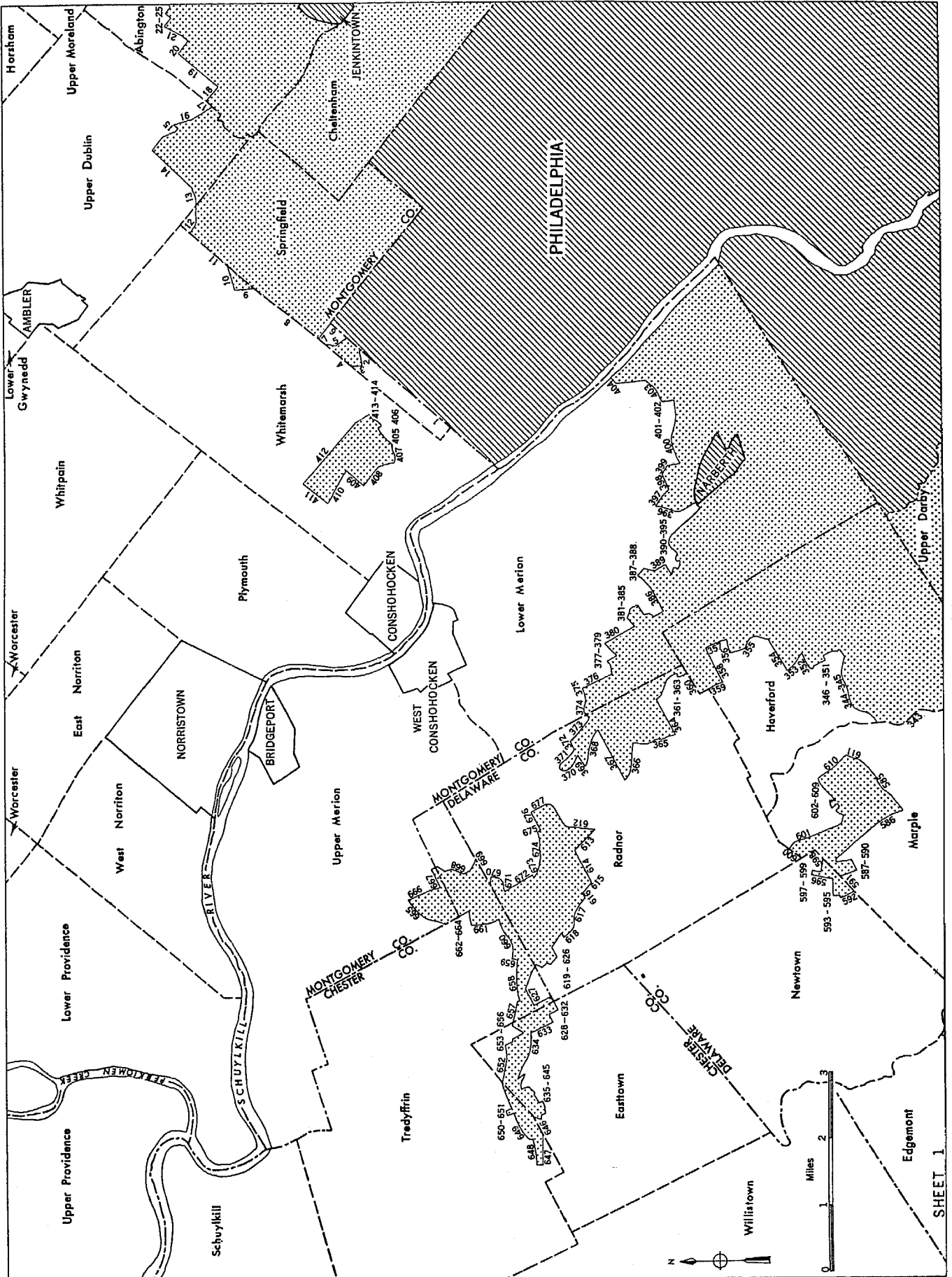
JOHNSTOWN URBANIZED AREA



LANCASTER URBANIZED AREA

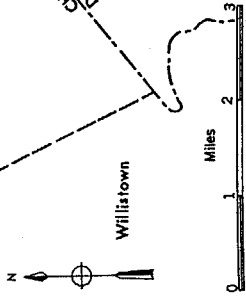


PHILADELPHIA URBANIZED AREA—SECTIONS 1 AND 2



Sheet 2 adjacent

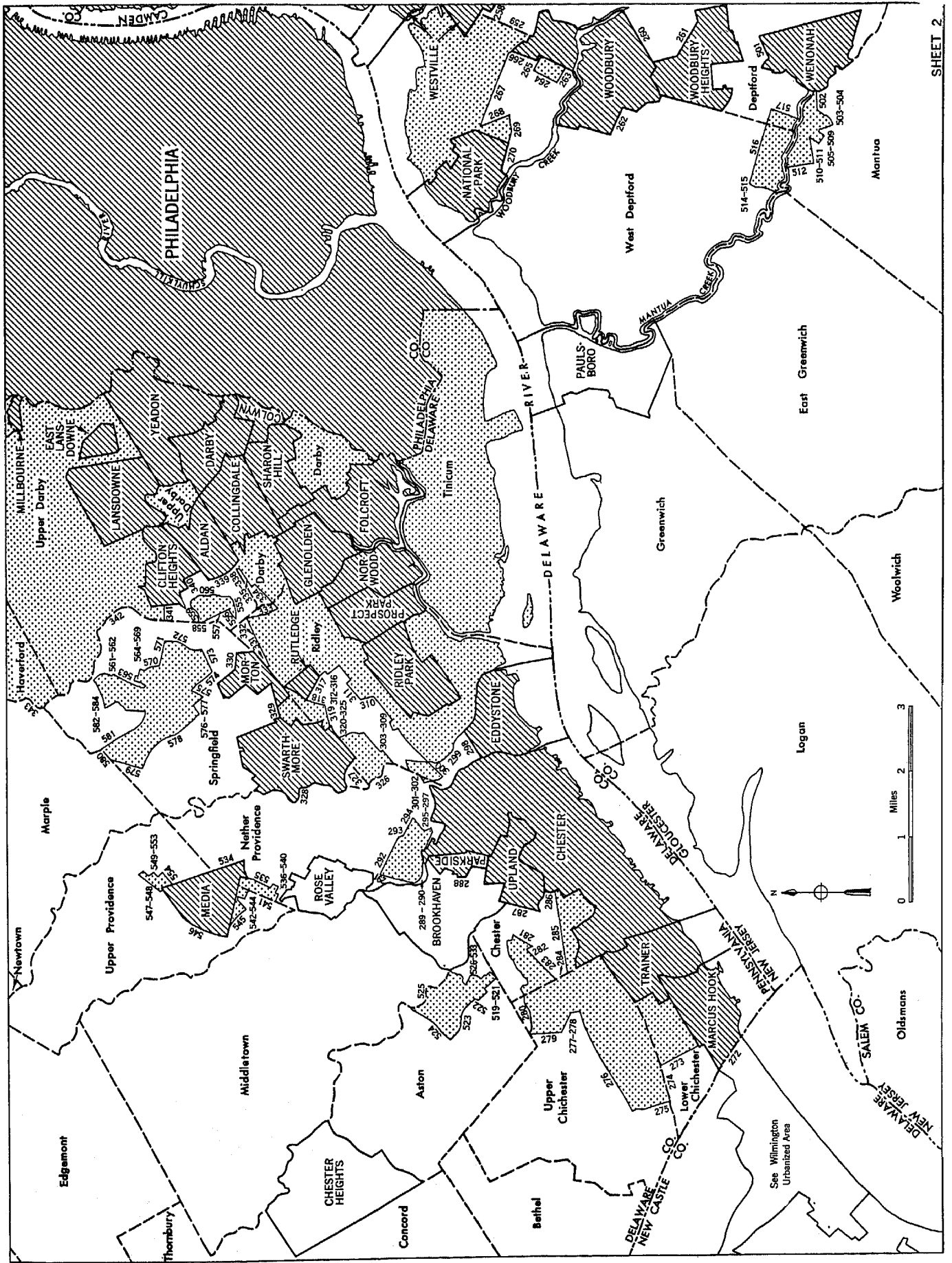
SHEET 1



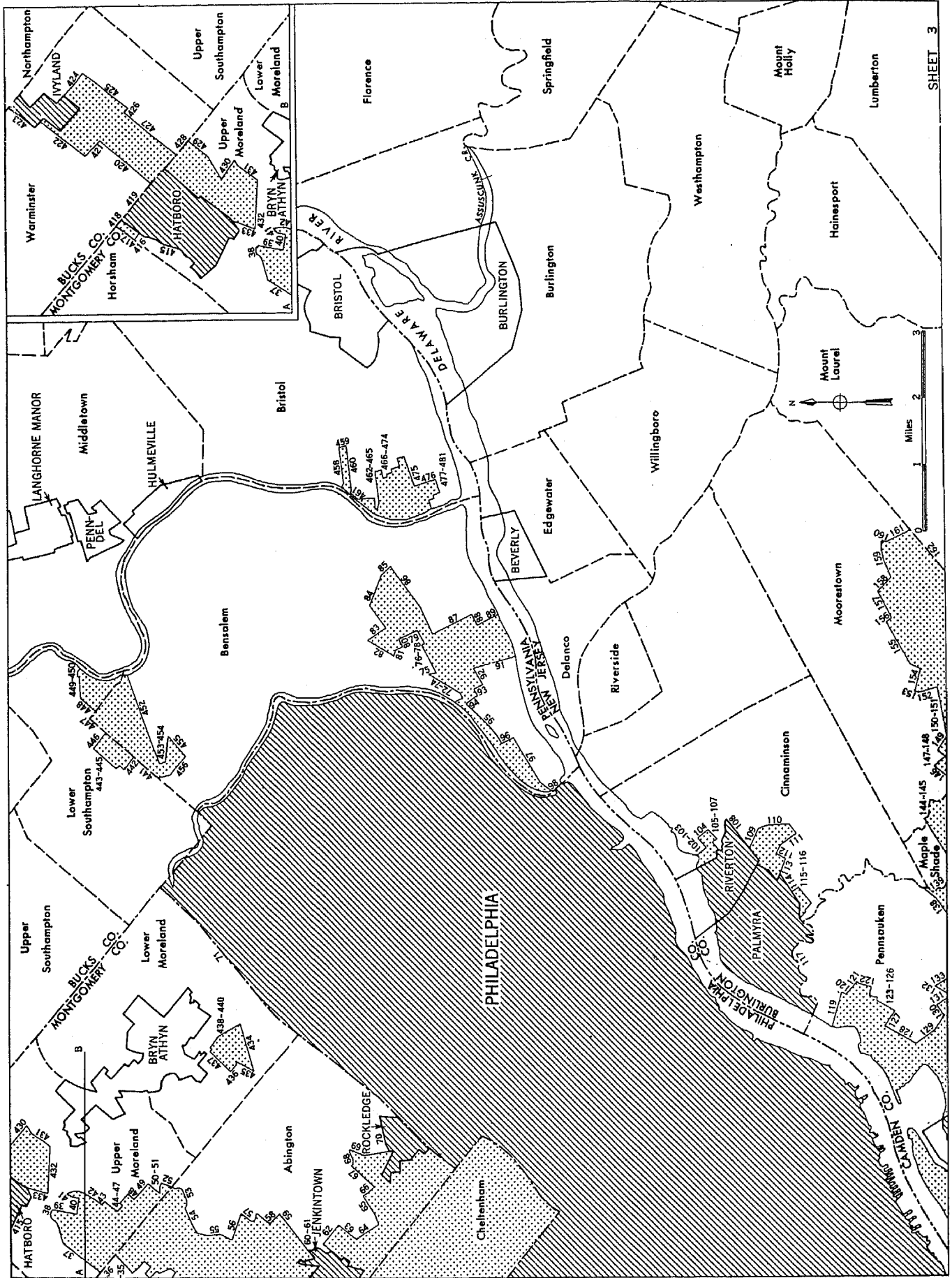
Sheet 4 adjoins

Sheet 1 adjoins

SHEET 2



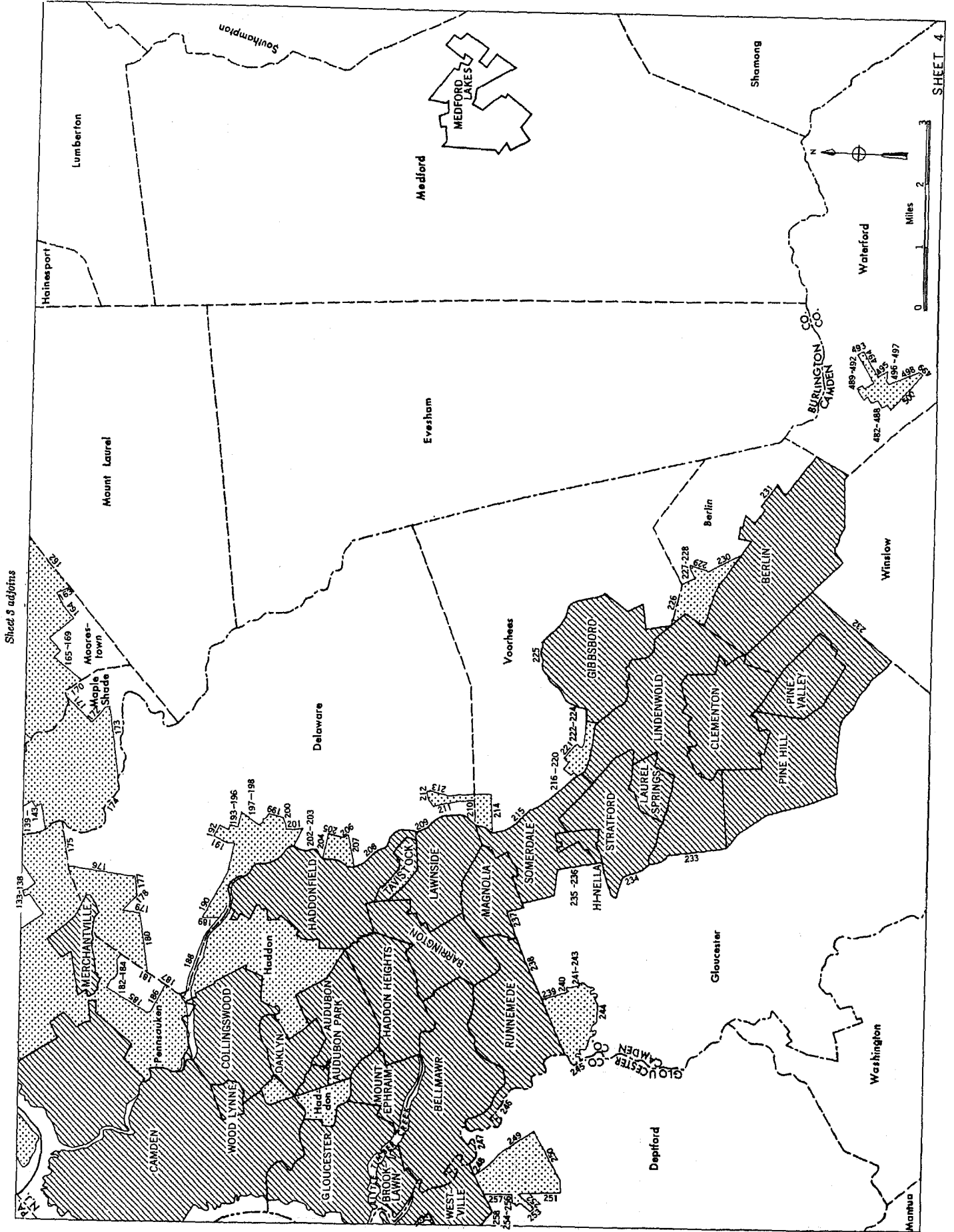
PHILADELPHIA URBANIZED AREA—SECTIONS 3 AND 4



Sheet 1 adjoins

Sheet 4 adjoins

SHEET 3



Sheet 3 adjoins

Sheet 4

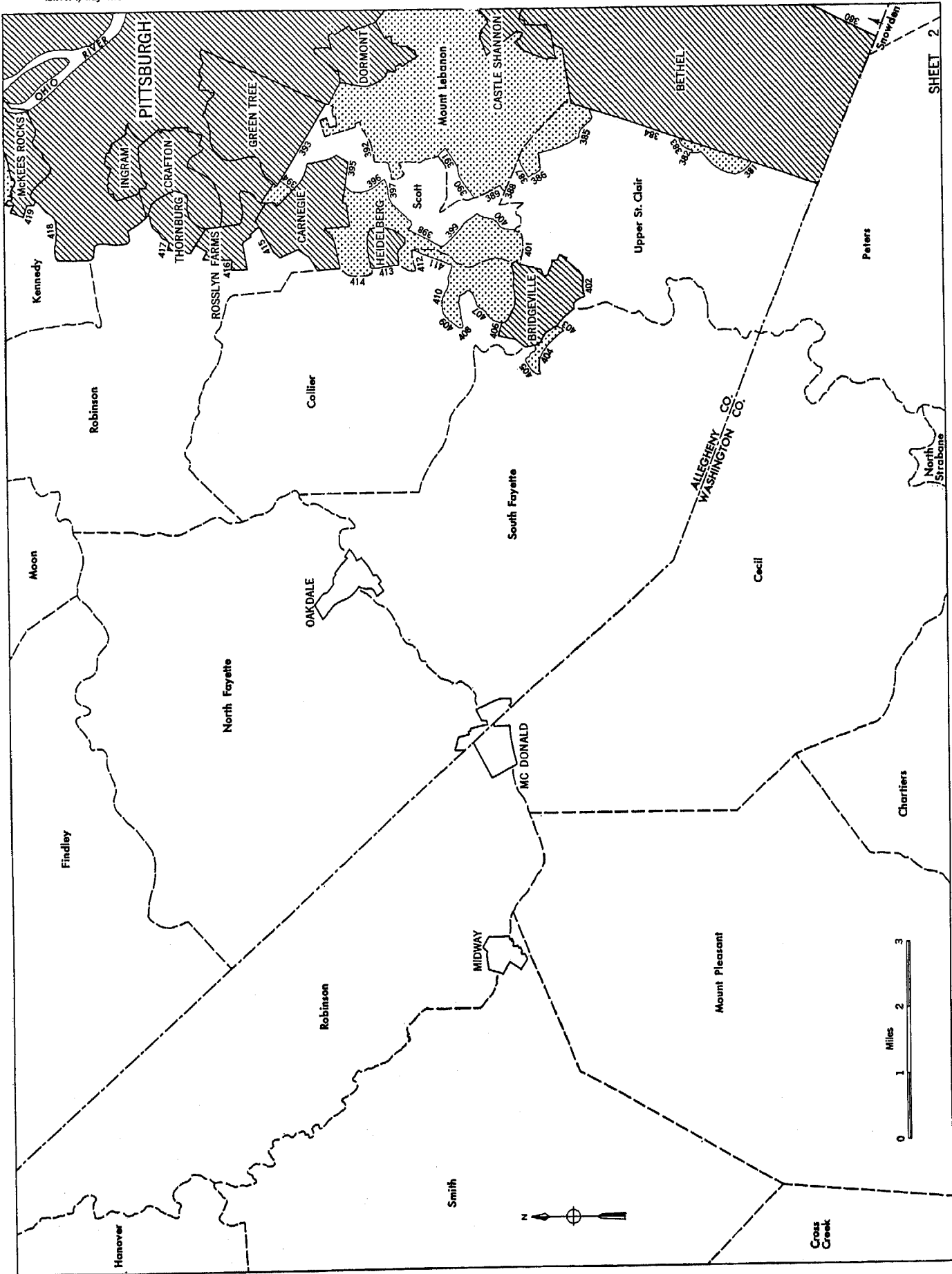




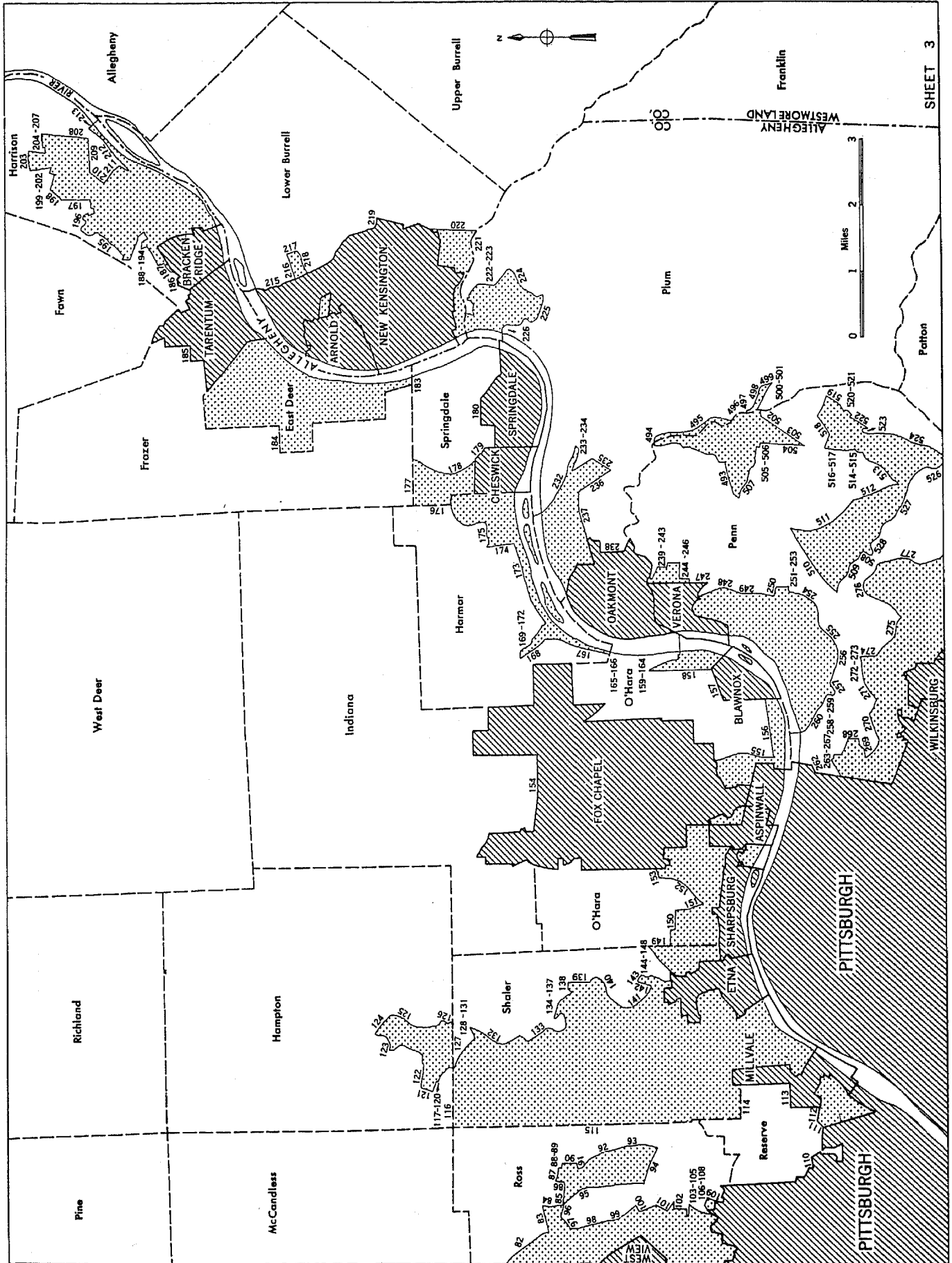
Sheet 4 adjoins

Sheet 1 adjoins

SHEET 2



PITTSBURGH URBANIZED AREA—SECTIONS 3 AND 4



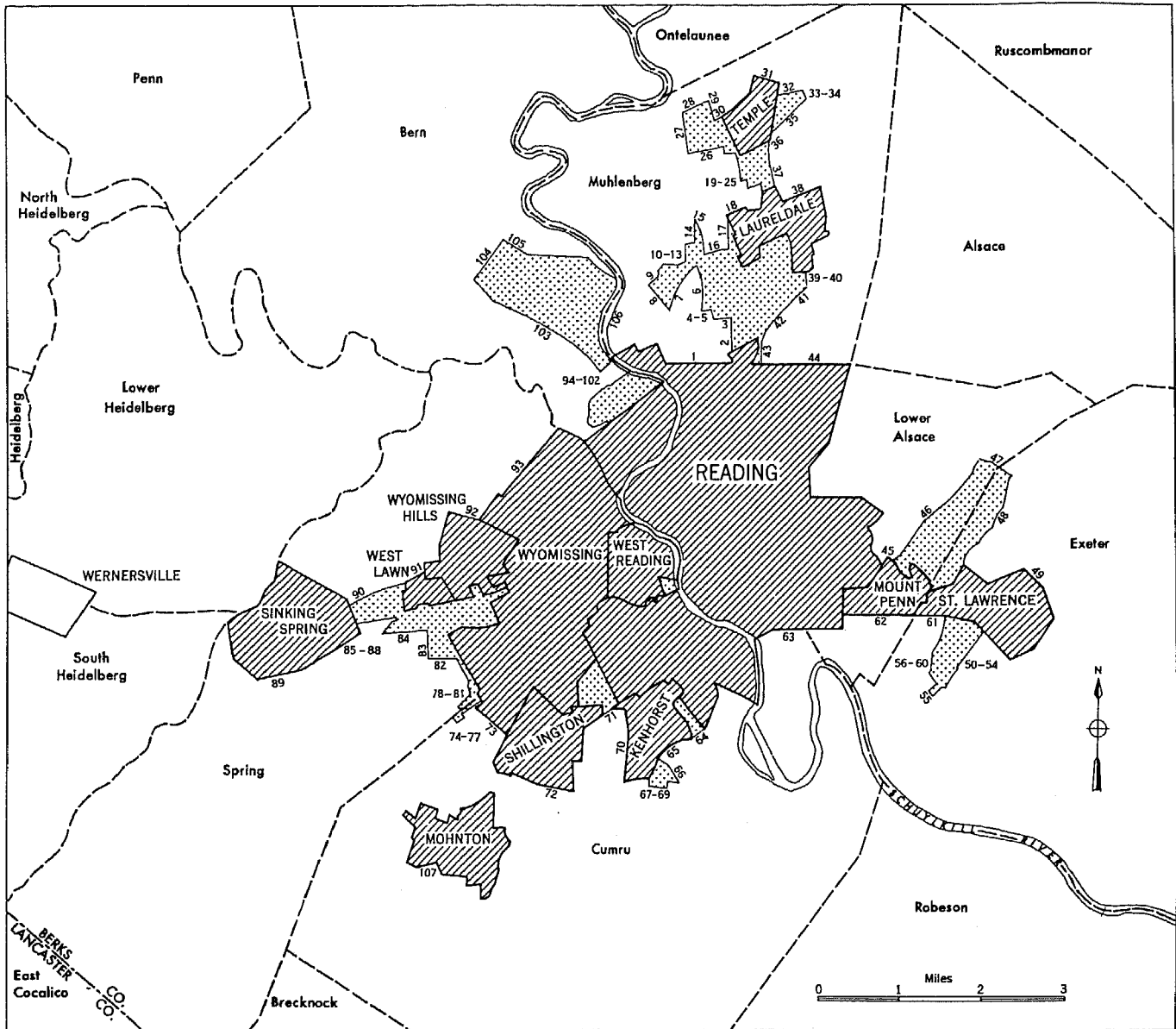
Sheet 4 of 10

Sheet 1 adjoins



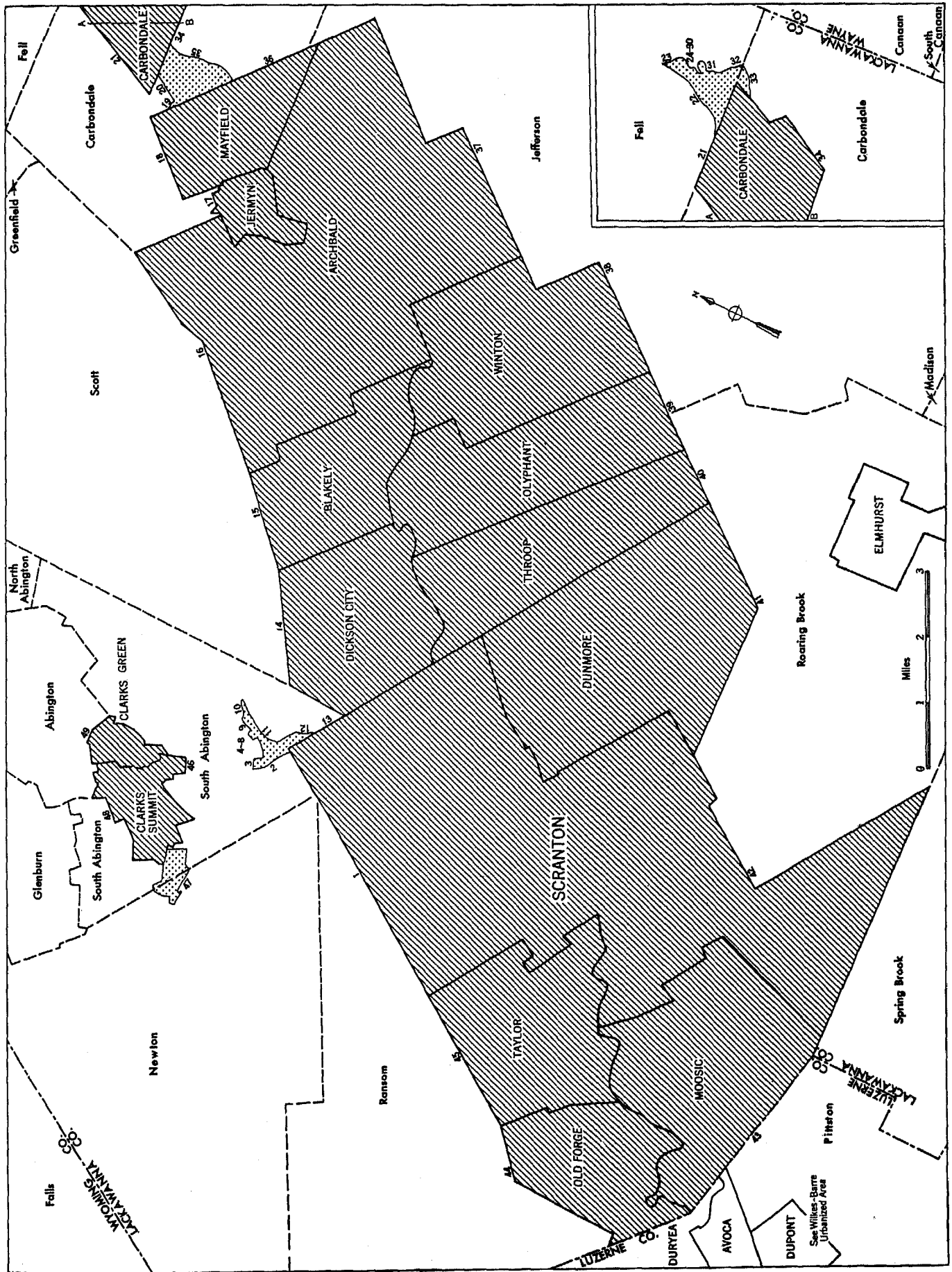
# HOUSING—GENERAL CHARACTERISTICS

## READING URBANIZED AREA



- |  |   |
|--|---|
| <ul style="list-style-type: none"> <li> Incorporated parts</li> <li> Unincorporated parts</li> <li>12    Numbered boundary segments</li> </ul> | <ul style="list-style-type: none"> <li> State line</li> <li> County line</li> <li> Minor civil division line</li> </ul> |
|--|---|

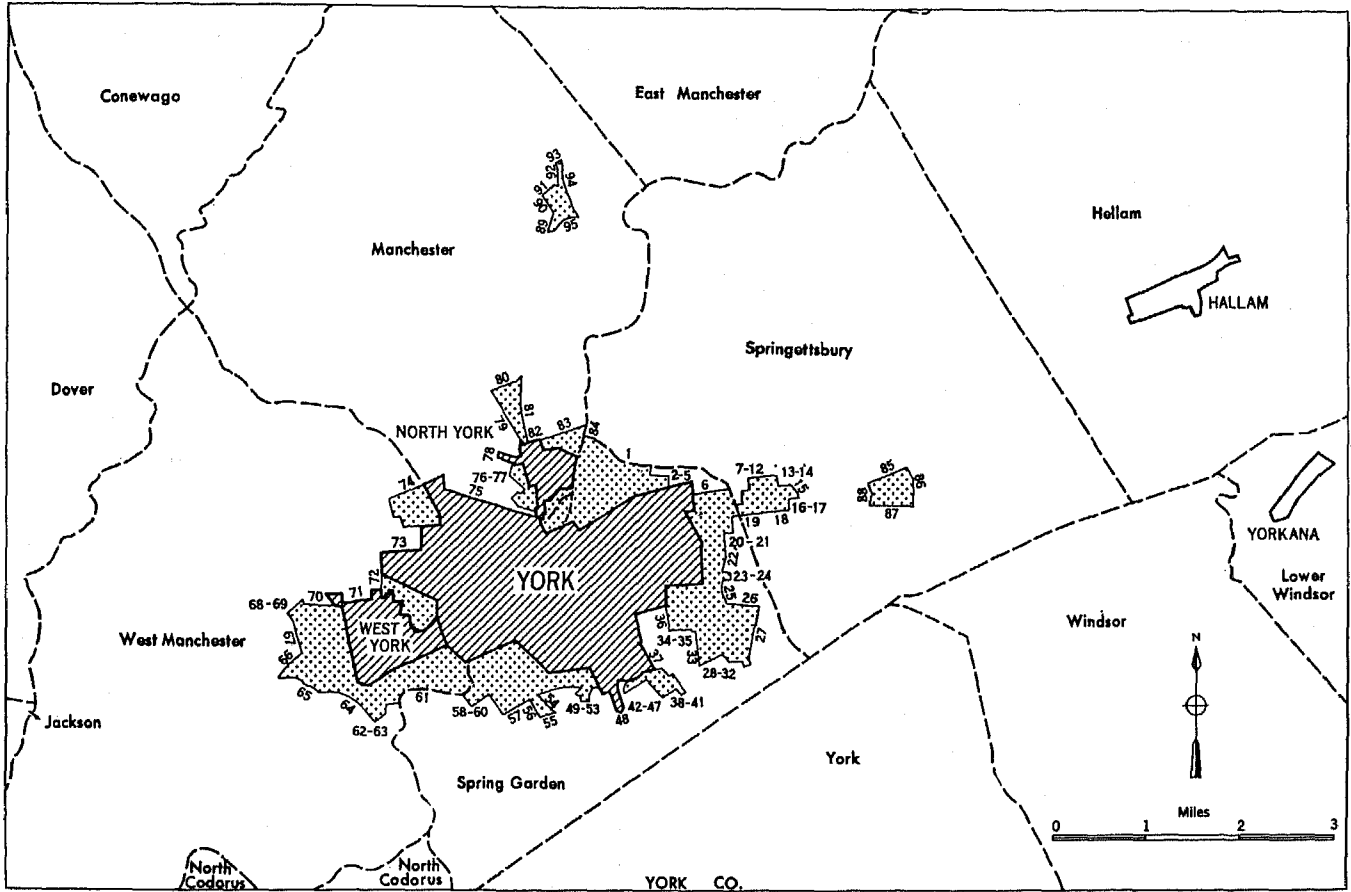
SCRANTON URBANIZED AREA







YORK URBANIZED AREA



Incorporated parts



Unincorporated parts

12

Numbered boundary segments



State line



County line



Minor civil division line

## Harrisburg Urbanized Area

**Main urbanized part:** (1) Pennsylvania R. R., (2) Linglestown Rd., (3) property line of Wildwood Park, (4) Crooked Hill Rd., (5) property line of Wildwood Park, (6) corporate limits of Harrisburg, (7) property line of Harrisburg State Hospital, (8) Locust Lane, (9) 30th St., (10) Sunnyside St., (11) Martin St., (12) Hillside St., (13) 34th St., (14) Smith Alley, (15) 36th St., (16) Colonial Rd., (17) Overbrook Rd., (18) Ridgeway Rd., (19) Colonial Rd., (20) Hain Ave.,

(21) Walnut St., (22) Lower Paxton-Susquehanna township line, (23) Valley Rd., (24) Colonial Rd., (25) Devonshire Rd., (26) Jonestown Rd., (27) Prince Ave., (28) Ruth Ann St., (29) Hauck St., (30) Ricker St., (31) Hetrick St., (32) Fritchey St., (33) Miller St., (34) Fritchey St., (35) Oak Park Rd., (36) Lexington St., (37) Maple Rd., (38) Locust Lane, (39) Walter St., (40) High St.,

(41) Union Deposit Rd., (42) corporate limits of Penbrook, (43) projection of eastern corporate limits of Penbrook, (44) corporate limits of Harrisburg, (45) corporate limits of Paxtang, (46) Montour St., (47) property line of Children's Home of Harrisburg, (48) Peiffers St., (49) Derry St., (50) Penn St., (51) Franklin St., (52) Duke St., (53) Cumberland St., (54) 48th St., (55) Airey St., (56) 50th St., (57) Derry St. (Main St.), (58) Venango St., (59) Jefferson St., (60) Berks St.,

(61) Main St., (62) Legislative Rte. 22018, (63) U. S. Hwy. 322, (64) Old U. S. Hwy. 322, (65) Chamberlain Hill Rd., (66) U. S. Hwy. 322, (67) State Hwy. 14, (68) Reading R. R., (69) corporate limits of Paxtang, (70) Paxtang Ave., (71) Harrisburg Parkway Dr. (U. S. Hwy. 322), (72) State Hwy. 441, (73) property line of Dauphin County Farm, (74) Harrisburg Parkway Dr., (75) corporate limits of Harrisburg, (76) U. S. Hwy. 230, (77) corporate limits of Steelton, (78) extension of 7th St., (79) Mohn St., (80) Wilhelm St.,

(81) Kelker St., (82) Dunkle St., (83) 4th St., (84) Harrisburg St. (State Hwy. 441), (85) Union St., (86) Hanshue St., (87) 2d St., (88) Highland St. (State Hwy. 441), (89) property line of Oberlin Cemetery, (90) Harrisburg St., (91) Penn St. and Penn St. extension, (92) corporate limits of Steelton, (93) corporate limits of Highspire, (94) U. S. Hwy. 230, (95) property line of Middletown Air Depot and property line of I. O. O. F. Home, (96) U. S. Hwy. 230, (97) property line of Olmstead Houses, (98) corporate limits of Middletown, (99) corporate limits of Royalton,

(100) Londonderry-Lower Swatara township line, (101) Dauphin-York County line, (102) property line of U. S. Army General Depot, (103) Legislative Rte. 66156, (104) U. S. Hwy. 111, (105) corporate limits of New Cumberland, (106) corporate limits of Lemoyne, (107) Lowther St. and Lowther St. extension, (108) Creek Rd., (109) Kent St., (110) Kent Dr. and Kent Dr. extension, (111) Carlyle Simpson Ferry Rd., (112) Simpson Rd., (113) Reading R. R., (114) extension of Lebanon St. and Lebanon St., (115) Gettysburg Rd., (116) extension of Simpson Rd., (117) Pennsylvania R. R., (118) Boro Line Rd., (119) corporate limits of Camp Hill, (120) Bentwater Rd.,

(121) property line of West Shore Country Club, (122) corporate limits of Camp Hill, (123) corporate limits of Lemoyne and Moore Rd. extension, (124) corporate limits of Wormleysburg, (125) Dauphin-York County line (corporate limits of Harrisburg), (126) corporate limits of West Fairview, (127) Conodoguinet Creek, (128) Possum Hollow Run, (129) Dauphin St., (130) unnamed street, (131) Shady Lane, (132) unnamed street, (133) Enola Rd. (Front St.), (134) 1st St., (135) Wertzville Valley St., (136) 5th St., (137) Wayne St., (138) 5th St., (139) Miller St., (140) 1st St., (141) Wertzville Valley St., (142) Enola Rd. (Front St.), (143) corporate limits of Marysville.

**Outlying urbanized part:** (144) Corporate limits of Shiremans-town.

## Johnstown Urbanized Area

(1) Corporate limits of Johnstown, (2) Laurel Run, (3) State Hwy. 403, (4) property line, (5) Laurel Run, (6) Cooper Ave. (Laurel Run Rd.), (7) unnamed road, (8) Public Rd. (Adore St.), (9) Steele St., (10) property line of Haws Refractories Co., (11) corporate limits of Johnstown, (12) Honan Ave., (13) corporate limits of Johnstown, (14) corporate limits of East Cone-maugh, (15) corporate limits of Franklin, (16) corporate limits of Johnstown, (17) Frankstown Rd., (18) Hammer St., (19) corporate limits of Daisytown, (20) corporate limits of Johnstown, (21) Brier Ave., (22) Oakland St., (23) Shady Ave., (24) Wis-singer St., (25) Locust Ave., (26) Penrod St., (27) Fern Ave., (28) corporate limits of Geistown, (29) Bedford St., (30) Penrod St., (31) corporate limits of Lorain, (32) corporate limits of Johnstown, (33) corporate limits of Ferndale, (34) B. & O. R. R., (35) Ridge St. (Bridge St.), (36) Tunnel Ave. and Tunnel Ave. extension, (37) Stony Creek-Upper Yoder township line, (38)

Bens Creek, (39) Mill Creek, (40) Bens Creek Pike (U. S. Hwy. 219),

(41) corporate limits of Ferndale, (42) property line of Municipal Golf Course, (43) Blair St., (44) Summit Ave. (Legislative Rte. 11007), (45) Alberta Ave., (46) unnamed street, (47) Lind-bergh Ave., (48) Lily St. (Summit Ave.), (49) corporate limits of Southmont, (50) Goucher St., (51) Magdalene St., (52) Sus-quehanna St., (53) corporate limits of Westmont, (54) Edwards Hill Rd., (55) Highland St., Highland St. extension and Highland St., (56) "I" St. (Westmont St.), (57) "J" St., (58) Burkhard St., (59) Orchard St., (60) Chester St., (61) unnamed street, (62) Burkhard St., (63) 1st St., (64) Front St.

## Lancaster Urbanized Area

**Main urbanized part:** (1) Extension of Landis Ave. and Landis Ave., (2) Harrisburg Ave. (U. S. Hwy. 230), (3) property line of Long Park, (4) Pennsylvania R. R., (5) corporate limits of Lan-caster, (6) Manheim Pike, (7) Fruitville Pike, (8) Orchard St., (9) Keller Dr., (10) Lititz Pike, (11) Oregon Pike, (12) Haskell Dr., (13) unnamed street, (14) extension of Rutledge Ave. and Rutledge Ave., (15) Espenshade Rd., (16) Tusitala Dr., (17) Crest Lane, (18) Pleasure Rd., (19) Hilltop Approach, (20) Edgemoor Ct.,

(21) Espenshade Ave., (22) Skyline Dr., (23) Oregon Blvd., (24) Pleasure Rd., (25) property line of Lancaster city water works, (26) Eden Rd., (27) Pennsylvania R. R., (28) Pennsylvania R. R. spur, (29) corporate limits of Lancaster, (30) Lancaster-Manheim township line, (31) Ranck Rd., (32) Ranck Ave., (33) Orange St., (34) Riverside Ave., (35) Lincoln Hwy. (U. S. Hwy. 30), (36) corporate limits of Lancaster, (37) property line of County Home, (38) Lancaster-West Lampeter township line, (39) property line of Rock Springs Amusement Park, (40) Rocky Springs Rd.

(41) property line of Williamson Park, (42) Lancaster-West Lampeter township line, (43) corporate limits of Lancaster, (44) Millersville Pike, (45) Charles Rd., (46) Rosedale Ave., (47) Montrose Ave., (48) Millersville Pike, (49) School House Rd., (50) Abbeville Rd., (51) Lincoln Hwy. (U. S. Hwy. 30), (52) School Lane, (53) Wheatland Ave., (54) Wilson Ave., (55) Marietta Pike, (56) Hamilton Rd., (57) Lancaster-Manheim township line, (58) corporate limits of Lancaster.

**Outlying urbanized parts:** (59) Corporate limits of Millersville, (60) Conestoga Blvd., (61) Lafayette Pl. and Lafayette Pl. extension, (62) Avenue "E," (63) East Hempfield-Manor township line, (64) extension of unnamed street and unnamed street, (65) Ridgeview Ave., (66) Marietta Pike, (67) private drive, (68) unnamed alley, (69) Ridgeway Rd., (70) Mayer St. and Mayer St. extension, (71) Pennsylvania R. R., (72) Roosevelt Rd.

## Philadelphia Urbanized Area

**Main urbanized part:** (1) Corporate limits of Philadelphia (2) Germantown Pike, (3) Thomas Rd., (4) Springfield-White-marsh township line, (5) Wissahickon Creek, (6) corporate limits of Philadelphia, (7) Stenton Ave., (8) Springfield-Whitemarsh township line, (9) Bethlehem Pike, (10) Valley Green Rd., (11) Springfield-Whitemarsh township line, (12) Reading R. R., (13) Sandy Run, (14) property line of Manufacturers Country Club, (15) Twining Rd., (16) Jenkintown Rd., (17) Abington-Upper Dublin township line, (18) Woodrow Ave., (19) Maple Ave., (20) Susquehanna Rd.,

(21) Johnston Ave. and Johnston Ave. extension, (22) Wood-land Ave., (23) Edgewood Ave., (24) Pershing Ave., (25) High Ave., (26) Patane Ave., (27) Arnold Ave., (28) Hamilton Ave., (29) extension of Reservoir Ave. and Reservoir Ave., (30) Lamott Ave., (31) Redwood Ave. and Redwood Ave. extension, (32) Rubicam Ave., (33) Reservoir Ave., (34) Welsh Rd., (35) property line of Willow Grove Amusement Park, (36) Abington-Upper Moreland township line, (37) Fitz-Watertown Rd., (38) Terwood Rd., (39) York Rd., (40) Brooks St. and Brooks St. extension,

(41) unnamed stream, (42) Reading R. R., (43) extension of New St., (44) Davisville Rd., (45) extension of Abbeyview Rd. and Abbeyview Rd., (46) Church St., (47) Everett Ave., (48) Division St., (49) Woodlawn Ave., (50) Frazier Ave., (51) South Lane, (52) Edgehill Rd., (53) Acorn Lane, (54) Edgehill Rd., (55) Old York Rd., (56) Woodland Rd., (57) Cloverly Lane and Cloverly Lane West, (58) Susquehanna St., (59) Rydal Rd., (60) corporate limits of Jenkintown,

(61) Washington Lane, (62) Gibson Ave., (63) Meetinghouse Rd., (64) Jenkintown Rd., (65) Forrest Ave., (66) Fox Chase Rd., (67) Kirkwood Ave. and Kirkwood Ave. extension, (68) unnamed stream, (69) Old Fox Chase and Huntingdon Turnpike, (70) corporate limits of Rockledge, (71) corporate limits of Philadelphia, (72) Byberry Rd., (73) Bristol Rd., (74) Hulmeville

Rd., (75) Cornwell Ave., (76) Ogden Rd., (77) Bensalem Lane, (78) Bowman Rd., (79) Lavender Rd., (80) Central Ave.,

(81) Woodbine Ave., (82) Hulmeville Rd., (83) Street Rd., (84) property line of St. Francis Christian Brothers Vocational School, (85) Park Ave., (86) Bristol Rd., (87) Distillery Rd., (88) State Rd., (89) property line of Cornwell Chemical Corp., (90) Delaware River, (91) extension of Station Ave. and Station Ave., (92) Pennsylvania R. R., (93) Gravel Pike, (94) Clearview Ave., (95) Bristol Rd., (96) Station Ave., (97) Pennsylvania R. R., (98) corporate limits of Philadelphia, (99) New Jersey-Pennsylvania State line, (100) corporate limits of Riverton,

(101) Delaware River, (102) extension of North Read Ave. and North Read Ave., (103) River Rd., (104) South Snowden Ave., (105) Land St., (106) South Read Ave., (107) Rowland St., (108) corporate limits of Riverton, (109) Thomas Ave., (110) property line of Riverton Country Club, (111) Highland Ave., (112) Purnell Ave., (113) Columbia Ave., (114) corporate limits of Palmyra, (115) Cinnaminson Ave., (116) Fairfax Dr., (117) corporate limits of Palmyra, (118) corporate limits of Philadelphia, (119) extension of Waterworks Rd. and Waterworks Rd., (120) River Rd.,

(121) Bridge View Ave., (122) Sheppard Rd., (123) June Rd., (124) Balfour Ave. and Balfour Ave. extension, (125) Puchack Run, (126) Balfour Rd. and Balfour Rd. extension, (127) Deroousse Ave., (128) River Rd., (129) Cove Rd., (130) Westfield Ave., (131) Clement Ave., (132) Crescent Blvd., (133) Pennsylvania R. R., (134) extension of Cedar Ave. and Cedar Ave., (135) Union Ave., (136) Short Lane, (137) Pennsauken Ave., (138) Park Ave., (139) Burlington-Camden County line, (140) extension of Park Ave. West and Park Ave. West,

(141) Melrose Ave., (142) Woodlawn Ave., (143) North Fork Landing Rd., (144) Germantown Ave. and Germantown Ave. extension, (145) Maple Shade-Moores town township line, (146) extension of Pine St. and Pine St., (147) Palmyra-Lenola Rd., (148) Wilson Ave., (149) Grand Ave., (150) New Albany Rd., (151) Pennsylvania R. R., (152) Flynn Ave., (153) Colonial Ridge Rd., (154) North Church St., (155) Maple Ave., (156) Chestnut St., (157) Oak Ave., (158) Stanwick Ave., (159) Pennsylvania R. R., (160) Bortons Landing Rd.,

(161) Marter Ave., (162) Moores town-Mt. Laurel township line, (163) South Church St., (164) State Hwy. 38, (165) Pleasant Valley Rd., (166) Lakeview Dr., (167) Stratford Ter., (168) Avon Ter., (169) Haddonfield Rd., (170) Maple Shade-Moores town township line, (171) property line of Springhill Country Club, (172) Fellowship Rd. (Hwy. 341), (173) Kaighn Ave. (State Hwy. 38), (174) Burlington-Camden County line, (175) Delaware-Pennsauken township line, (176) Haddonfield Rd., (177) Kaighn Ave., (178) Chapel Ave., (179) Pennsylvania R. R., (180) Kaighn Ave.,

(181) Delaware-Pennsauken township line, (182) Wisteria Ave., (183) Laurel Ave., (184) Clayton Ave., (185) Browning Rd., (186) Marlton Turnpike, (187) Delaware-Pennsauken township line, (188) Delaware-Haddon township line, (189) Pennsylvania R. R., (190) Marlton Turnpike, (191) Connecticut Ave., (192) New York Ave., (193) New Hampshire Ave., (194) Pennsylvania Ave., (195) Vermont Ave., (196) Marlton Turnpike, (197) Kings Hwy., (198) North Branch of Cooper Creek, (199) State Hwy. 41, (200) Newell Ave.,

(201) Brace Rd., (202) unnamed stream, (203) corporate limits of Haddonfield, (204) Kresson Rd., (205) Caldwell Ave., (206) Haddon Ave., (207) P. M. & M. R. R. right-of-way, (208) corporate limits of Haddonfield, (209) corporate limits of Lawnside, (210) Delaware-Voorhees township line, (211) Pennsylvania R. R., (212) unnamed creek, (213) Peterson Mill Rd., (214) Homer Ave., (215) corporate limits of Somerdale, (216) Poplar Ave., (217) 2d St., (218) Maple St., (219) 3d St., (220) Glendale St.,

(221) 4th St., (222) Pine St., (223) 3d St., (224) Gibbsboro Ave., (225) corporate limits of Gibbsboro, (226) Berlin-Voorhees township line, (227) Haddonfield-Berlin Rd. (Haddon Ave.), (228) Franklin Ave., (229) Center Ave., (230) Haddonfield-Berlin Rd. (Haddon Ave.), (231) corporate limits of Berlin, (232) corporate limits of Pine Hill, (233) corporate limits of Lindenwood, (234) corporate limits of Stratford, (235) corporate limits of Hinnella, (236) corporate limits of Somerdale, (237) corporate limits of Magnolia, (238) corporate limits of Runnemede, (239) Glendora Ave., (240) 7th Ave.,

(241) Wilson St., Wilson St. extension, and Wilson St., (242) 3d Ave., (243) Wilson St. and Wilson St. extension, (244) North Branch of Timber Creek, (245) Camden-Gloucester County line, (246) corporate limits of Runnemede, (247) corporate limits of Bellmawr, (248) corporate limits of Westville, (249) Almonesson Rd., (250) Turkey Hill Rd., (251) State Hwy. 47, (252) Cedar Ave., (253) Pine Ave., (254) Woodland Ave., (255) Florence Ave., (256) Carteret Ave., (257) State Hwy. 47, (258) corporate limits of Westville, (259) Deptford-West Deptford township line, (260) corporate limits of Woodbury,

(261) corporate limits of Woodbury Heights, (262) corporate limits of Woodbury, (263) Red Bank Ave., (264) Carter Ave., (265) Du Bois St., (266) corporate limits of Woodbury, (267) Hessian Ave., (268) Red Bank Ave., (269) Hessian Run, (270) corporate limits of National Park, (271) New Jersey-Pennsylvania State line, (272) corporate limits of Marcus Hook, (273) Blueball Rd., (274) Lower Chichester-Upper Chichester township line, (275) Naamans Creek, (276) B. & O. R. R., (277) Craigs Run, (278) Bethel Rd., (279) Hook Rd., (280) Baldwins Run,

(281) property line of Sun Oil Co. Recreation Center, (282) Concord Rd., (283) property line of Sun Oil Co. Athletic Assn., (284) Chester-Upper Chichester township line, (285) B. & O. R. R., (286) corporate limits of Chester, (287) corporate limits of Upland, (288) corporate limits of Parkside, (289) corporate limits of Chester, (290) Waterville Rd., (291) Brookhaven Rd., (292) Moore St., (293) Media Pkwy., (294) Willow Rd., (295) Harvey Rd., (296) Ridley Dr., (297) corporate limits of Chester, (298) corporate limits of Eddystone, (299) Crum Creek, (300) McDade Blvd.,

(301) Bullens Lane South, (302) Nether Providence-Ridley township line, (303) Bullens Lane North, (304) Crum Creek, (305) McDade Blvd., (306) Kassouth Ave., (307) Mount Vernon Ave., (308) Forest Ave., (309) McDade Blvd., (310) Morton Ave., (311) Broomall St., (312) Edgewood Ave., (313) 4th Ave., (314) Ridley Ave., (315) 6th Ave., (316) Swarthmore Rd., (317) corporate limits of Rutledge, (318) Morton Ave., (319) Michigan Ave., (320) corporate limits of Swarthmore,

(321) Little Crum Creek, (322) Milmont Ave., (323) 7th Ave., (324) Fairview Rd., (325) "A" St. and "A" St. extension, (326) Nether Providence-Ridley township line, (327) Ridley-Springfield township line, (328) corporate limits of Swarthmore, (329) P. B. & W. R. R., (330) corporate limits of Morton, (331) Stoney Creek, (332) Franklin Ave., (333) South Ave., (334) property line of Tully Memorial Country Club, (335) West Ashland Ave., (336) Beach Ave., (337) Madison Ave., (338) Darby-Upper Darby township line, (339) corporate limits of Aldan, (340) corporate limits of Clifton Heights,

(341) North Springfield Rd., (342) Springfield-Upper Darby township line, (343) Haverford-Springfield township line and Haverford-Marple township line, (344) West Chester Pike, (345) Lawrence Rd., (346) Eagle Rd., (347) Hillcrest Rd., (348) Prescott Rd., (349) Colfax Rd., (350) Woodleigh Rd., (351) Ellis Rd., (352) Woodcroft Rd., (353) Darby Rd., (354) Ardmore Ave., (355) Golf House Rd., (356) property line of Merion Cricket Club Golf Assn., (357) P. & W. Rwy., (358) Buck Lane, (359) Cooper-town Rd., (360) Haverford-Radnor township line,

(361) Moore Ave., (362) Bryn Mawr Ave., (363) P. & W. Rwy., (364) Roberts Rd., (365) Valley Run, (366) Conestoga Rd., (367) Ithan Ave., (368) Lincoln Hwy., (369) Spring Mill Rd., (370) Ashwood Rd., (371) Hilldale Rd., (372) Spring Mill Rd., (373) Pennsylvania R. R., (374) Ithan Ave., (375) Curwen Rd., (376) Montgomery Ave., (377) Airdale Ave., (378) Ashbridge Rd., (379) Roberts Rd., (380) New Gulf Rd.,

(381) Morris Ave., (382) Carisbrook Rd., (383) Fishers Rd., (384) Pennswood Rd., (385) New Gulf Rd., (386) Rose Lane, (387) Laurel Lane, (388) Mulberry Rd., (389) Laurel Lane, (390) Grays Lane, (391) Cheswold Valley Rd., (392) Cheswold Lane, (393) Mill Creek Rd., (394) Cherry Lane, (395) Montgomery Ave., (396) Gypsey Lane, (397) McClenaghans Mill Rd., (398) Montgomery School Lane, (399) Old Gulph Rd., (400) Bryn Mawr Ave., (401) Manayunk Rd., (402) Conshohocken State Rd., (403) Mary Waters Ford Rd., (404) Flat Rock Rd. and Flat Rock Rd. extension,

Outlying urbanized parts: (405) Ridge Pike, (406) Harts Lane, (407) Cherry Lane, (408) Stone Rd., (409) Joshua Rd., (410) Ridge Pike, (411) property line of Green Valley Golf Course, (412) Germantown Pike, (413) Church St., (414) Park Ave.,

(415) corporate limits of Hatboro, (416) Home Rd., (417) Hershman-Upper Moreland township line, (418) Bucks-Montgomery County line, (419) Bucks-Montgomery County line (corporate limits of Hatboro), (420) Jacksonville Rd., (421) Street Rd., (422) Pennsylvania R. R., (423) corporate limits of Ivyland, (424) Kirk Rd., (425) Newton Rd., (426) Street Rd., (427) Newton Rd., (428) Bucks-Montgomery County line, (429) Orangemens Rd., (430) Byberry Rd., (431) Davisville Rd., (432) Pennsylvania R. R., (433) Reading R. R., (434) Reading R. R., (435) New Fox Chase and Huntingdon Turnpike, (436) Welsh Rd., (437) Walton Rd., (438) Fetters Mill Rd., (439) Fox Chase and Huntingdon Turnpike, (440) Red Lion Rd.,

(441) Bensalem-Lower Southampton township line, (442) Avenue "A," (443) 3d St., (444) extension of Avenue "C," (445) Forest Ave., (446) Clearview Ave., (447) Bensalem-Lower Southampton township line, (448) Wood Rd., (449) Greentree Lane and Greentree Lane extension, (450) unnamed stream, (451) Middletown-Lower Southampton township line, (452) Reading R. R., (453) extension of Ridge Ave. and Ridge Ave., (454) Oakford Ave. and Oakford Ave. extension, (455) B. & O. R. R., (456) Street Rd.,

(457) Bensalem-Bristol township line, (458) extension of Prospect Ave. and Prospect Ave., (459) Beacon Ave., (460) Dixon Ave., (461) Newport St., (462) Newport Ave., (463) Bristol Pike, (464) extension of Cedar Ave. and Cedar Ave., (465) Pennsylvania R. R., (466) extension of Euclid Ave., Euclid Ave. and extension of Euclid Ave., (467) Sycamore Ave., (468) Woodland Ave., (469) Main St., (470) Wyoming Ave., (471) Pennsylvania Ave., (472) Emily Ave., (473) State Rd., (474) Tulip St., (475) Maryland Ave., (476) Cedar Ave., (477) China Lane, (478) 4th Ave., (479) Delaware Ave., (480) 5th Ave., (481) unnamed stream,

(482) Atco Ave., (483) West 2d St., (484) Almira Ave., (485) West Front St., (486) Bellevue Ave. and Bellevue Ave. extension, (487) P. & R. S. L. R. R., (488) Camilla Ave. and Camilla Ave. extension, (489) East Front St., (490) Bellevue Ave., (491) Church St., (492) Atco Ave., (493) 4th St., (494) Auburn Ave., (495) East Front St., (496) Raritan Ave., (497) Auburn Ave. and Auburn Ave. extension, (498) P. & R. S. L. R. R., (499) Genessee Ave., (500) White Horse Pike,

(501) corporate limits of Wenonah, (502) Wenonah Ave. (Mantua Ave.), (503) McCarthy Ave., (504) Union St., (505) South McCarthy Ave., (506) Main St. (Pitman Rd.), (507) Chestnut St., (508) High St., (509) Center St., (510) Broadway St., (511) Berkeley Rd., (512) Woodbine Ave. and Woodbine Ave. extension, (513) Mantua-West Deptford township and East Greenwich-West Deptford township line, (514) unnamed creek, (515) Hansterfer Laboratory Lane, (516) Ogden Station Rd., (517) Woodland Ave. and Woodland Ave. extension, (518) Deptford-Mantua township line,

(519) Concord Rd., (520) Pancost Ave., (521) Roberts Rd., (522) Duttons Mill Rd., (523) Concord Rd., (524) Knowlton Rd., (525) Aston-Middleton township line, (526) Duttons Mill Rd., (527) Mercer St., (528) Norman St., (529) Florence St., (530) Scarlet Ave., (531) Miriam St., (532) unnamed stream, (533) Sneaths Rd.,

(534) corporate limits of Media, (535) Forrest St., (536) Moylan Ave., (537) Orchard Ave., (538) Glenwood Ave., (539) Oakland Ave., (540) P. B. & W. R. R., (541) Nether Providence-Upper Providence township line, (542) Idlewild Ave., (543) Gayley St., (544) Park Ave., (545) P. B. & W. R. R., (546) corporate limits of Media, (547) Great Providence Rd., (548) Sandybank Rd., (549) Rock House Rd., (550) Valley View Rd., (551) Robin Rd., (552) Summit Rd., (553) Overhill Rd., (554) State Rd., (555) Providence Rd., (556) P. B. & W. R. R., (557) Bishop Ave., (558) Springfield-Upper Darby township line, (559) Western Branch of Muckinipatis Creek, (560) Muckinipatis Creek,

(561) North Rolling Rd., (562) Scenic Rd., (563) P. S. T. C. R. R., (564) Springfield Rd., (565) Brookside Ave., (566) Greenhill Rd., (567) unnamed street, (568) Congress Ave., (569) Schuyler Rd., (570) School Lane, (571) Springfield Rd., (572) West Ave., (573) Baltimore Turnpike, (574) Saxer Ave., (575) unnamed stream, (576) Leamey Ave., (577) Prospect Rd., (578) Woodland Ave., (579) Sproul Rd., (580) Marple-Springfield township line, (581) Springfield Rd., (582) Forest Rd. and Forest Rd. extension, (583) unnamed streams, (584) State Rd.,

(585) Brookthorp Rd., (586) Springfield Rd., (587) West Chester Pike, (588) unnamed stream, (589) extension of Spring Ave. and Spring Ave., (590) Lovell Ave., (591) Marple-Newtown township line, (592) Pickwick Lane, (593) Mulberry Lane, (594) Valley View Lane, (595) West Chester Pike, (596) Barron Rd., (597) Northwood Rd., (598) extension of Green Valley Rd., Green Valley Rd. and extension of Green Valley Rd., (599) Marple-Newtown township line, (600) Marple-Radnor township line, (601) Marlin Rd., (602) West Chester Pike, (603) Broomall Ave., (604) Summit Ave., (605) Coopertown Rd., (606) Kirk Ave., (607) Broomall Ave., (608) Church Rd., (609) Coopertown Rd., (610) Anthony Ave., (611) New Ardmore Ave.,

(612) Radnor Rd., (613) property line of Radnor Main Line Golf Course, (614) Ivan Rd., (615) Conestoga Rd., (616) Brook Rd., (617) P. & W. R. R., (618) Highland Ave., (619) West Wayne Ave., (620) P. & W. R. R., (621) South Devon Ave., (622) Clover Lane, (623) Cedarbrook Rd., (624) Morris Rd., (625) Sugartown Rd., (626) Lincoln Hwy., (627) Berkeley Rd., (628) Poplar Ave., (629) Radnor-Tredyffrin township line, (630) Sugartown Rd., (631) Dorset Rd., (632) Chester Rd., (633) Waterloo Rd., (634) Pennsylvania R. R., (635) Warren Ave., (636) Lakeside Ave., (637) Lincoln Hwy., (638) Woodside Ave., (639) 1st Ave., (640) Waterloo Rd., (641) 1st Ave., (642) Central Ave., (643) Maple Ave., (644) Potter Ave., (645) Leopard Rd., (646) Easttown-Tredyffrin township line, (647) Lincoln Hwy., (648) Old Lancaster Pike, (649) Old Conestoga Rd., (650) Orchard Way, (651) Bair Rd., (652) Conestoga Rd., (653) Devon Rd., (654) Old Lancaster Pike, (655) Waterloo Rd., (656) Station Rd., (657) Old Lancaster Pike, (658) Pennsylvania R. R., (659) Old Eagle School Rd., (660) Crestline Rd., (661) Wayne Ave., (662) Upper Gulph Rd., (663) Radnor Rd., (664) Chester-Montgomery County line, (665) Croton Rd., (666) Fletcher Rd., (667) Brower Rd., (668) property line of St. Davids Golf Club, (669) Chester-Delaware County line, (670)

property line of Valley Forge Military Academy, (671) Eagle Rd., (672) Radnor Rd., (673) Aberdeen Ter., (674) St. Davids Ave., (675) Canterbury Rd., (676) Glenmary Rd., (677) King of Prussia Rd.

### Pittsburgh Urbanized Area

**Main urbanized part:** (1) Corporate limits of Beaver Falls, (2) corporate limits of Eastvale, (3) corporate limits of Beaver Falls, (4) corporate limits of New Brighton, (5) Daugherty-Pulaski township line, (6) Oak St., (7) corporate limits of New Brighton, (8) Valley Rd., (9) Harmony Rd., (10) Sunflower Rd., (11) Daugherty-Pulaski township line, (12) Pulaski-Rochester township line, (13) Virginia Ave. (Marion Hill Rd.), (14) Beaver St., (15) Ridge Ave., (16) McLean St., (17) Sunflower Rd., (18) Virginia Ave., (19) McKinley Ave., (20) extension of Mellon Ave. and Mellon Ave., (21) property line of Passavant Memorial Home, (22) Reno St. (Knob Rd.), (23) extension of Adams St., (24) Maple Ave., (25) Washington Ave., (26) corporate limits of East Rochester, (27) corporate limits of Freedom, (28) corporate limits of Conway, (29) Beaver Rd., (30) property line of A. B. C. Drive-In Theater, (31) property line of Mt. Gallitzin Academy, (32) corporate limits of Baden, (33) Legionville Creek, (34) Zellenople St., (35) Beaver Rd., (36) Keystone Rd., (37) Beaver St., (38) Harmony Rd., (39) unnamed stream, (40) Forest St.,

(41) Brentenstein St., (42) Beaver St., (43) corporate limits of Ambridge, (44) 16th St., (45) Spruce St., (46) Linnwood St. (Rice St.), (47) Highland St., (48) Beverly St., (49) Ridge Rd., (50) corporate limits of Ambridge, (51) Allegheny-Beaver County line, (52) Turkey Foot Run, (53) Sewickley Creek Rd., (54) Camp Meeting Rd., (55) Leet-Sewickley township line, (56) drainage ditch, (57) Big Sewickley Creek Rd. (Fair Oaks Rd.), (58) unnamed creek, (59) High St. and High St. extension, (60) corporate limits of Leetsdale,

(61) corporate limits of Edgeworth, (62) corporate limits of Sewickley, (63) corporate limits of Osborne (excluding Osborne), (64) corporate limits of Haysville (excluding Haysville), (65) corporate limits of Glenfield, (66) Kilbuck-Neville township line, (67) corporate limits of Emsworth, (68) corporate limits of Ben Avon, (69) corporate limits of Ben Avon Heights, (70) Courtneys Mill Rd., (71) Kilbuck-Ross township line, (72) Ohio-Ross township line, (73) Gass Rd., (74) property line of Highland Country Club Golf Course, (75) corporate limits of West View, (76) Lowries Run Rd., (77) Beaver and Pittsburgh Rd., (78) Evergreen and Lowries Run Rd., (79) Perryville Hwy. (State Hwy. 19), (80) McCandless-Ross township line,

(81) Harmony Street Rd., (82) Evergreen Rd., (83) power line, (84) McKnight Rd., (85) New Seibert Rd., (86) Woodland Rd., (87) Virginia Rd., (88) Sangree Rd., (89) Berkeley Rd., (90) Sangree Rd., (91) Twin Oaks Rd., (92) unnamed stream, (93) Thompsons Run Rd., (94) Babcock Blvd., (95) McKnight Rd., (96) New Seibert Rd., (97) Kinzel Rd., (98) Evergreen Rd., (99) Babcock Blvd., (100) West View Rd.,

(101) property line of United Cemeteries, (102) property line of St. Philomena Cemetery, (103) unnamed stream, (104) Nelsons Run, (105) extension of McKnight Rd., (106) corporate limits of Pittsburgh, (107) Nelsons Run Rd., (108) Brethauer Rd., (109) Cherryland St., (110) corporate limits of Pittsburgh, (111) Troy Hill Rd., (112) Farnow Way, (113) corporate limits of Millvale, (114) Reserve-Shaler township line, (115) Ross-Shaler township line, (116) Hampton-Shaler township line, (117) extension of Butler Pike (Mt. Royal Blvd.), (118) Ferguson Rd., (119) unnamed street, (120) Ferguson Ave. (Walters Rd.),

(121) Auld Rd., (122) Wyland Rd., (123) extension of Butler Pike (Mt. Royal Blvd.), (124) Herron Rd., (125) Butler Plank Rd., (126) Pine Creek, (127) Hampton-Shaler township line, (128) extension of Butler Pike (Mt. Royal Blvd.), (129) Dick Rd., (130) Johnson Rd., (131) Elfinwild Rd., (132) Butler Plank Rd., (133) Old Butler Plank Rd., (134) Pine Creek, (135) Butler Plank Rd., (136) Old Spencer Lane, (137) Pine Creek, (138) Glenshaw St., (139) Maple St., (140) Pine Creek,

(141) Butler Plank Rd., (142) Middle Rd., (143) power line, (144) Little Pine Creek, (145) Pine Creek, (146) Butler Plank Rd., (147) corporate limits of Etna, (148) Dorseyville Rd., (149) O'Hara-Shaler township line, (150) property line of St. Mary's Cemetery, (151) extension of Lower Rd. and Lower Rd., (152) Kittanning Pike, (153) Hunt Rd. (Mauer Run Rd.), (154) corporate limits of Fox Chapel, (155) Fox Chapel Rd. and Fox Chapel Rd. extension, (156) Conemaugh Division of Pennsylvania R. R., (157) corporate limits of Blawnox, (158) Cable Ave., (159) Powers Run Rd., (160) Freeport Rd.,

(161) Powers Run, (162) Allegheny River, (163) corporate limits of Verona, (164) corporate limits of Oakmont, (165) O'Hara-Plum township line, (166) Harmor-O'Hara township line, (167) Freeport Rd., (168) Mine Company Rd. and Mine Company Rd. extension, (169) Old Indian Trail Rd., (170) Guys Run Rd., (171) Guys Run, (172) Guys Run Rd., (173) Freeport Rd., (174)

P. B. & L. E. R. R., (175) C. & H. R. R., (176) Harmar-Springdale township line, (177) Frazer-Springdale township line, (178) C. & H. R. R., (179) corporate limits of Cheswick, (180) corporate limits of Springdale,

(181) Plum-Springdale township line, (182) Allegheny-Westmoreland County line, (183) East Deer-Springdale township line, (184) East Deer-Frazer township line, (185) corporate limits of Tarentum, (186) corporate limits of Brackenridge, (187) Carlisle St., (188) Maryland Ave., (189) Cambridge St., (190) Alabama Ave., (191) property line of Allegheny Valley General Hospital, (192) Carlisle St., (193) Oregon Ave., (194) Pleasantville Rd., (195) Little Bull Creek, (196) Burtner Rd., (197) Melrose Ave. and Melrose Ave. extension, (198) Little Bull Creek, (199) Meadow St., (200) Sumner St.,

(201) Stewart St., (202) Tarentum Rd., (203) Rambler Lane, (204) Freeport Rd., (205) Olive St., (206) Old Freeport Rd., (207) property line of Mt. Airy Cemetery, (208) Buchanan St., (209) Karns Rd., (210) Adams St., (211) Spring Hill Rd., (212) North Canal St. (Karns Rd.), (213) Ellsworth St. and Ellsworth St. extension, (214) Allegheny-Westmoreland County line, (215) corporate limits of New Kensington, (216) Freeport Rd. (State Hwy. 56), (217) Leslie Lane, (218) unnamed stream, (219) corporate limits of New Kensington, (220) power line,

(221) Allegheny-Westmoreland County line, (222) Logans-Ferry Rd., (223) Columbia Rd., (224) Farneth Rd., (225) Logans-Ferry Rd., (226) Logan Run, (227) Allegheny River, (228) corporate limits of Springdale, (229) corporate limits of Cheswick, (230) Harmar-Plum township line, (231) Allegheny River, (232) Black Run, (233) Hulton and Logans Ferry Rd. (State Hwy. 909), (234) property line of Country Club Golf Course, (235) unnamed stream, (236) Property line of Country Club Golf Course, (237) Hulton and Logans Ferry Rd. (State Hwy. 909), (238) corporate limits of Oakmont, (239) Pennsylvania R. R. (Plum Creek Branch), (240) Cribbs St.,

(241) 8th Ave., (242) North Ave., (243) 9th St., (244) Center Ave., (245) 5th Ave., (246) South Ave., (247) corporate limits of Verona, (248) Old Coal Rd., (249) Verona Rd., (250) Poketa Rd., (251) extension of Crestmont Ave. and Crestmont Ave., (252) Bower Rd., (253) Bower St., (254) Saltsburg Rd., (255) Verona Rd., (256) Lincoln Blvd. (Station St.), (257) Vine St., (258) Chaske St., (259) Bramble St., (260) Nadine Rd. and Nadine Rd. extension,

(261) O'Hara-Penn township line, (262) corporate limits of Pittsburgh, (263) Lincoln Ave., (264) Seebick St., (265) Lincoln Rd., (266) unnamed stream, (267) extension of Fitzsimmons St. and Fitzsimmons St., (268) Jane St., (269) Poketa Rd., (270) Mount Carmel Rd., (271) Verona Rd., (272) extension of Grandview Ave. and Grandview Ave., (273) Bonair St., (274) McCutcheon Lane, (275) Frankstown Rd., (276) Laketon Rd., (277) Duffs Rd., (278) Rodi-Linhart Rd., (279) corporate limits of Churchill, (280) property line of golf course,

(281) George St., (282) Harrison Rd., (283) corporate limits of Churchill, (284) Beulah Rd., (285) Washington Ave., (286) Elm St., (287) unnamed street, (288) Mortimer Ave., (289) Highland Ave., (290) Negley Ave., (291) Churchill Ave., (292) Farnsworth Ave., (293) Harrison Rd., (294) Newtown Rd. (Larimer Ave.), (295) Rodi Rd. (Upper Monroeville Rd.), (296) Patton-Wilkins township line, (297) corporate limits of Turtle Creek, (298) James St., (299) Ohio St., (300) Bellwood Ave.,

(301) Maine Ave., (302) Turtle Creek-Monroeville Rd., (303) Wilmerding Rd., (304) McKinney Rd., (305) Turtle Creek-Monroeville Rd., (306) corporate limits of Turtle Creek, (307) corporate limits of Wilmerding, (308) Wilmerding Rd., (309) Johnson Rd., (310) property line of Pitt-Wilkins Airport, (311) unnamed road, (312) unnamed stream, (313) Valley St., (314) Steele St., (315) State St., (316) corporate limits of Pitcairn, (317) Chestnut Rd., (318) Apply Way, (319) Johnson Rd., (320) Mt. Pleasant Ave.,

(321) Maple St., (322) Locust St., (323) Turtle Creek-Monroeville Rd., (324) unnamed farm lane, (325) unnamed stream, (326) Dirty Camp Run, (327) corporate limits of Pitcairn, (328) Wilmerding-Trafford Rd., (329) corporate limits of Trafford, (330) Westinghouse Ave. and Westinghouse Ave. extension, (331) Fundstown Rd., (332) Township Rd. (State Hwy. 993), (333) Brush Creek, (334) corporate limits of Trafford, (335) south-western track of Pennsylvania R. R. yards, (336) Moss Side Blvd., (337) corporate limits of Wall, (338) corporate limits of East McKeesport, (339) Penn Ave., (340) Maple Ave.,

(341) North Ave., (342) Sylvan Ave., (343) 4th Ave., (344) Maple Ave., (345) 3d Ave., (346) Willman St., (347) Taylor St., (348) Greensburg Pike, (349) Foster Rd., (350) State Hwy. 392 (Crooked Run Rd.), (351) 5th Ave., (352) Arcania St., (353) corporate limits of White Oak, (354) Elizabeth-South Versailles township line, (355) extension of Twale Rd. and Twale Rd., (356) Greenock-Buena Vista Rd., (357) unnamed road, (358) Wylie Ave., (359) Hickory St., (360) Meade St.,

(361) Oak St., (362) 2d St., (363) Main St., (364) Wylie Ave., (365) Walnut St., (366) corporate limits of Versailles, (367) corporate limits of Liberty, (368) corporate limits of Glassport, (369) corporate limits of Clairton, (370) corporate limits of West Mifflin, (371) corporate limits of Pleasant Hills, (372) Jefferson-Snowden township line, (373) unnamed road, (374) Lick Run Rd. (Curry Rd.), (375) Brownsville Rd., (376) property line of South Park, (377) Library and Broughton Rd., (378) Lick Run Rd. (Curry Rd.), (379) Baldwin-Snowden township line, (380) corporate limits of Bethel,

(381) McMurry Rd., (382) Drake Run Rd., (383) Bethel Rd., (384) corporate limits of Bethel, (385) Fort Couch Rd., (386) Orr Rd., (387) Painters Run Rd., (388) Mt. Lebanon-Upper St. Clair township line, (389) Mt. Lebanon-Scott township line, (390) Bower Hill Rd., (391) Segar Rd. and Segar Rd. extension, (392) Mt. Lebanon-Scott township line, (393) corporate limits of Greentree, (394) P. & W. V. R. R., (395) corporate limits of Carnegie, (396) Swallow Hill Rd., (397) Greentree Rd. (Washington Pike), (398) P. T. R. R., (399) Old Bower Hill Rd., (400) Bower Hill Rd., (401) Scott-Upper St. Clair township line, (402) corporate limits of Bridgeville, (403) Washington Ave., (404) Millers Run Rd., (405) Millers Run, (406) corporate limits of Bridgeville, (407) Chartiers Creek, (408) Presley Rd., (409) Thomas Run Rd., (410) Steen Rd., (411) Washington Pike (State Hwy. 108), (412) Collier-Scott township line, (413) corporate limits of Heidelberg, (414) Collier-Scott township line, (415) corporate limits of Carnegie, (416) corporate limits of Rosslyn Farms, (417) corporate limits of Thornburg, (418) corporate limits of Pittsburgh, (419) corporate limits of McKees Rocks, (420) Kennedy-Stowe township line,

(421) Pine Hollow Rd., (422) McCoy Rd., (423) Neville Ave., (424) Neville-Stowe township line, (425) Kennedy-Neville township line, (426) Neville-Robinson township line, (427) Ohio River, (428) Moon Run, (429) Fleming Park Rd., (430) Moon-Robinson township line, (431) corporate limits of Coraopolis, (432) Narrows Run Rd., (433) Sewickley Bridge, (434) corporate limits of Sewickley, (435) corporate limits of Edgeworth, (436) Crescent-Moon township line, (437) P. & L. E. R. R., (438) Spring Run, (439) Spring Run Rd., (440) unnamed stream,

(441) Ridge St., (442) Crescent Blvd., (443) Prospect St. (1st St.), (444) Bocktown Rd., (445) Stoops Ferry Rd., (446) corporate limits of South Heights, (447) corporate limits of Ambridge, (448) corporate limits of Aliquippa, (449) Broadhead Rd., (450) power line, (451) Trammill Run, (452) Raccoon Creek, (453) Center-Hopewell township line, (454) Logstown Run, (455) corporate limits of Aliquippa, (456) Old Monaca and Aliquippa Hwy., (457) corporate limits of Monaca, (458) corporate limits of Beaver, (459) Borough-Potter township line, (460) Borough-Industry township line,

(461) Borough-Brighton township line, (462) corporate limits of Beaver, (463) corporate limits of Bridgewater, (464) corporate limits of Fallston, (465) Brighton-Patterson township line, (466) Chippewa-Patterson township line, (467) Chippewa-White township line, (468) Clayton Ave., (469) 14th Ave., (470) Roaul St., (471) corporate limits of Beaver Falls, (472) corporate limits of West Mayfield.

Nonurbanized enclave: (473) Corporate limits of Pittsburgh (excluding Pittsburgh), (474) corporate limits of West Mifflin (excluding West Mifflin), (475) Brentwood Rd., (476) corporate limits of Brentwood (excluding Brentwood), (477) Wilson Ave., Wilson Ave. extension and Wilson Ave., (478) Vernon Ave., (479) Mallott Rd., (480) Church Ave., (481) Six Mile Ferry Rd., (482) May St., (483) Walton Rd., (484) Glass Run Rd., (485) Glass Run, (486) unnamed stream, (487) Cloverfield St., (488) Agnew Rd., (489) Lafferty Rd., (490) Baldwin St., (491) 2d St., (492) Penn St. and Penn St. extension.

Outlying urbanized parts: (493) Hulton Rd., (494) unnamed road, (495) P. B. & L. E. R. R., (496) Penn-Plum township line, (497) Leechburg Rd., (498) Unity and Center Rd., (499) Millers Rd., (500) Plum Creek, (501) Penn-Plum township line, (502) Meadow Ave., (503) dual high tension power line, (504) western-most track of Union R. R. yards (P. B. & L. E. R. R.), (505) unnamed stream, (506) unnamed road, (507) unnamed road,

(508) Frankstown Rd., (509) Lime Hollow Rd., (510) high tension power line, (511) unnamed stream, (512) Stotler Rd., (513) Universal Rd., (514) Hershey Rd., (515) extension of Main St., (516) P. B. & L. E. R. R., (517) North Bessemer Tunnel, (518) extension of Saltsburg Rd., (519) Rider Rd., (520) Atlas St., (521) Coal St., (522) Hill St. and Hill St. extension, (523) Frankstown Rd., (524) Gascola Rd., (525) Patton-Penn township line, (526) Frey Rd., (527) Universal Rd., (528) Jefferson Rd.,

(529) corporate limits of West Elizabeth, (530) corporate limits of Elizabeth, (531) Glassport and Elizabeth Rd., (532) Wylie Lane, (533) Chestnut St., (534) Park Ave. and Park Ave. extension, (535) Fallen Timber Creek, (536) corporate limits of Elizabeth.



## Reading Urbanized Area

**Main urbanized part:** (1) Corporate limits of Reading, (2) Allentown Pike (5th St., State Hwy. 157), (3) Madison St., (4) Belt Line Ave., (5) George St., (6) Centre Ave., (7) Reading R. R. (S. & L. Div.), (8) Stumm Rd., (9) Oak Rd. (Zaun Rd.), (10) Gingko Rd. (Zimmt Rd.), (11) Bellevue Ave., (12) Harrison Ave., (13) Cleveland Ave., (14) Centre Ave., (15) Reading R. R., (16) Bellevue Ave., (17) Allentown Pike (Rte. 157), (18) corporate limits of Laureldale, (19) Kutztown Rd., (20) South Temple Blvd., (21) 6th Ave., (22) Park Ave., (23) 5th Ave., (24) Darby Ave., (25) Allentown Pike, (26) Water St., (27) Centre Ave., (28) property line of Laureldale Cemetery, (29) Pennsylvania R. R. (S. V. Div.), (30) Tuckerton Ave., (31) corporate limits of Temple, (32) Laurel Run, (33) Cherry Lane, (34) Mt. Laurel Ave., (35) Hay Rd., (36) corporate limits of Temple, (37) Reading R. R., (38) corporate limits of Laureldale, (39) Marion Ave., (40) Spring Valley Rd.,

(41) Bernhart Spillway, (42) Reading R. R., (43) Kutztown Rd., (44) corporate limits of Reading, (45) corporate limits of Mount Penn, (46) Friedensburg Pike, (47) Twp. Rd. 455 (Exeter Rd.), (48) Twp. Rd. 454 (Butter Lane), (49) corporate limits of St. Lawrence, (50) extension of 37th St. and 37th St., (51) Perkiomen Ave., (52) 37th St., (53) Circle Ave., (54) 37th St., (55) Lake Ave., (56) 36th St., (57) East Ave. and East Ave. extension, (58) 33d St., (59) Neversink Rd., (60) Perkiomen Ave.,

(61) corporate limits of St. Lawrence, (62) corporate limits of Mount Penn, (63) corporate limits of Reading, (64) Angelica Creek, (65) corporate limits of Kenhorst, (66) Church Lane, (67) Philadelphia Ave., (68) Fritz Rd. and Fritz Rd. extension, (69) Angelica Creek, (70) corporate limits of Kenhorst, (71) Lancaster Ave., (72) corporate limits of Shillington, (73) corporate limits of Wyomissing, (74) high tension power line, (75) Gold St., (76) Parkside Ave., (77) Cortelyou Ave. and Cortelyou Ave. extension, (78) Cumru-Spring township line, (79) Revere Dr., (80) Princeton Ave.,

(81) Harvard Blvd., (82) Jefferson Ave., (83) Woodside Ave. (West Wyomissing Blvd.), (84) Reading Blvd. and Reading Blvd. extension, (85) Shillington Short Cut Rd., (86) Cleveland Ave., (87) Stauffer Ave., (88) Reading R. R., (89) corporate limits of Sinking Spring, (90) Springcrest Blvd. (Grandview Blvd.), (91) corporate limits of West Lawn, (92) corporate limits of Wyomissing Hills, (93) corporate limits of Wyomissing, (94) corporate limits of Reading, (95) Allegheny Ave., (96) South Tulpehocken Rd., (97) Golf Rd., (98) North Tulpehocken Rd., (99) Schuylkill Ave., (100) property line of Berkshire Country Club, (101) corporate limits of Reading, (102) property line of Municipal Airport, (103) State Hwy. 83, (104) Twp. Rd. 560, (105) Bernville Blvd., (106) Bern-Muhlenberg township line.

**Outlying urbanized part:** (108) Corporate limits of Mohnton.

## Scranton Urbanized Area

**Main urbanized part:** (1) Corporate limits of Scranton, (2) D. L. & W. R. R., (3) Shady Lane, (4) U. S. Hwy. 6 (U. S. Hwy. 11), (5) Layton Rd., (6) Wells St., (7) Clover St., (8) Alfalfa St., (9) Layton Rd., (10) unnamed stream, (11) Justus Rd., (12) U. S. Hwy. 6 (U. S. Hwy. 11), (13) corporate limits of Scranton, (14) corporate limits of Dickson City, (15) corporate limits of Blakely, (16) corporate limits of Archbald, (17) corporate limits of Jermyon, (18) corporate limits of Mayfield, (19) Madison St., (20) Cottage Rd. (U. S. Hwy. 6),

(21) corporate limits of Carbondale, (22) N. Y. O. & W. R. R., (23) Turnpike (State Hwy. 70), (24) Oswego St., (25) Midland St., (26) Main St., (27) Reservoir St., (28) Homestead St., (29) Lord St., (30) George St., (31) Reservoir St., (32) Morss Ave., (33) Canaan St., (34) corporate limits of Carbondale, (35) D. & H. R. R., (36) corporate limits of Mayfield, (37) corporate limits of Archbald, (38) corporate limits of Winton, (39) corporate limits of Olyphant, (40) corporate limits of Throop,

(41) corporate limits of Dunmore, (42) corporate limits of Scranton, (43) corporate limits of Moosic, (44) corporate limits of Old Forge, (45) corporate limits of Taylor.

**Outlying urbanized part:** (46) Corporate limits of Clarks Summit, (47) property line of Country Club, (48) corporate limits of Clarks Summit, (49) corporate limits of Clarks Green.

## Wilkes-Barre Urbanized Area

**Main urbanized part:** (1) Corporate limits of Duryea, (2) corporate limits of Avoca, (3) corporate limits of Dupont, (4) L. V. R. R., (5) Jenkins-Pittston township line, (6) corporate limits of Yatesville, (7) Stout St., (8) Main St. (Legislative Rte. 40038), (9) Chestnut St., (10) Rutledge St. (11) Twp. Rd. 574 (Laffin Rd.), (12) Main St. (Legislative Rte. 40038), (13) Mine Rd. (Twp. Rd. 572), (14) extension of Clark St. and Clark St., (15) Hilldale Ave., (16) Main St. (Legislative Rte. 40038), (17) L. W. V. R. R., (18)

Blanchard St. (19) Cemetery St., (20) property line of cemetery, (21) W. B. & E. R. R., (22) extension of Berch St. and Berch St., (23) Union St., (24) extension of Hill St., (25) D. & H. R. R., (26) 1st St., (27) D. & H. R. R. spur, (28) corporate limits of Wilkes-Barre, (29) Northampton St., (30) New Kidder St., (31) Pine St., (32) Ash St., (33) Willow St., (34) Walnut St., (35) Hemlock St., (36) Chestnut St., (37) Willow St., (38) Spruce St., (39) Hemlock St. and Hemlock St. extension, (40) corporate limits of Laurel Run, (41) Central R. R. of N. J., (42) corporate limits of Ashley, (43) L. V. R. R., (44) corporate limits of Wilkes-Barre, (45) Main St. (Middle Rd.), (46) Knox St., (47) Penn St. and Penn St. extension, (48) property line of Oak Lawn Cemetery, (49) Main St., (50) Ashley St., (51) property line of Sans Souci Park, (52) W. B. & W. R. R., (53) Ashley St., (54) River Rd., (55) Pennsylvania R. R. (D. L. & W. Division), (56) Hanover-Plymouth township line, (57) corporate limits of Plymouth, (58) Pennsylvania R. R. (D. L. & W. Division), (59) Flat Rd., (60) Main Rd.,

(61) corporate limits of Plymouth, (62) corporate limits of Larksville, (63) corporate limits of Courtdale, (64) corporate limits of Luzerne, (65) corporate limits of Swoyersville, (66) corporate limits of West Wyoming, (67) corporate limits of Exeter.

**Outlying urbanized parts:** (68) Corporate limits of Sugar Notch, (69) corporate limits of Warrior Run, (70) Hanover St., (71) Clark St., (72) D. L. & W. R. R. (Bliss Branch), (73) corporate limits of Nanticoke, (74) Hanover-Newport township line, (75) L. V. R. R. & L. V. R. R. extension, (76) Alden-Hazelton Rd., (77) Roberts St., (78) Prince St., (79) unnamed alley, (80) Newport St., (81) Roberts St., (82) corporate limits of Nanticoke, (83) Harveys Creek, (84) Main Rd. (U. S. Hwy. 11), (85) unnamed road, (86) West Poplar St. (Twp. Rd. 485), (87) Harveys Creek, (88) extension of Tilsbury Ave. and Tilsbury Ave., (89) Orchard Ave., (90) Knob Rd., (91) Main Rd., (92) North Walnut St., (93) corporate limits of Nanticoke, (94) Middle Rd., (95) South St., (96) Bauer St., (97) Front St., (98) corporate limits of Warrior Run,

(99) U. S. Hwy. 309, (100) Twp. Rd. 783, (101) Jackson-Kings-ton township line, (102) Dallas-Kingston township line, (103) State Hwy. 415, (104) corporate limits of Dallas, (105) Center Hill Rd., (106) U. S. Hwy. 309, (107) corporate limits of Dallas, (108) L. V. R. R., (109) Franklin Ave., (110) Wood Ave., (111) Center St., (112) Shag Park Dr., (113) Lehigh St., (114) Orchard St., (115) extension of Chestnut Rd. and Chestnut Rd., (116) Staub Rd., (117) Fairview Ave., (118) Edgewood Heights Rd.

## York Urbanized Area

**Main urbanized part:** (1) Spring Garden-Springetsbury township line, (2) Diehl Mill Rd., (3) unnamed stream, (4) Ebert St., (5) corporate limits of York, (6) Philadelphia St., (7) Spring Garden-Springetsbury township line, (8) East Market St., (9) Oxford St., (10) Philadelphia St., (11) Manheim St., (12) Wallace St., (13) Vernon St., (14) Philadelphia St., (15) Royal St., (16) East Market St., (17) Kershaw St., (18) Eastern Blvd., (19) Elmwood Blvd., (20) Belmont St.

(21) 2d Ave., (22) Yale St., (23) M. & P. R. R., (24) property line of Spring Garden Colonial Brick Co., (25) Yale St., (26) Mt. Rose Ave., (27) Green Hill Rd., (28) Southern Rd., (29) Hollywood Dr., (30) Grandview Rd., (31) Hill St., (32) Rathton Rd., (33) Albemarle St., (34) Springdale Ave., (35) Sunlight Alley, (36) property line of York Colonial Brick Co., (37) corporate limits of York, (38) Rathton Rd., (39) Clover Lane, (40) Old Garden Lane,

(41) Old Farm Lane, (42) Hillside Lane, (43) Clover Lane, (44) Lambath Way, (45) South Queen St., (46) Highland Rd., (47) Peyton Rd., (48) corporate limits of York, (49) Country Club Rd., (50) Fairview Dr., (51) Edgewood Dr., (52) Farquhar Dr., (53) Country Club Rd., (54) Virginia Ave., (55) Fairview Tr., (56) Grantley Rd., (57) Country Club Rd., (58) Richland Ave., (59) Pennsylvania R. R., (60) property line of Certain-teed Products Corp.

(61) Spring Garden-West Manchester township line, (62) unnamed stream, (63) Codorus St., (64) Hokes Mill Rd., (65) unnamed stream, (66) West Market St., (67) North William St., (68) East Berlin Rd., (69) North Scott St., (70) Orange St., (71) corporate limits of West York, (72) North Adams St., (73) corporate limits of York, (74) property line of York County Airport, (75) corporate limits of York, (76) corporate limits of North York, (77) property line of Prospect Hill Cemetery, (78) corporate limits of North York, (79) U. S. Hwy. 111, (80) Lightner Ave., (81) North George St. (State Hwy. 24), (82) corporate limits of North York, (83) 11th St., (84) Manchester-Springetsbury township line.

**Outlying urbanized parts:** (85) East Market St. (Lincoln Hwy.), (86) Edgewood Rd., (87) 5th Ave., (88) Springetts Fire Co. Lane, (89) State Hwy. 24, (90) Oak Orchard St., (91) High St., (92) State Hwy. 24, (93) Starview Rd., (94) Pennsylvania R. R., (95) unnamed stream.