

Table 28a.—CHARACTERISTICS OF DWELLING UNITS OCCUPIED BY WHITE PERSONS WITH SPANISH SURNAME, OR BY NONWHITE PERSONS, FOR SELECTED COUNTIES: 1950

[Counties shown are those with 250 or more Spanish-surname households, or 250 or more nonwhite households. Median not shown where base is less than 100]

Subject	Ander-son	Ange-lina	Atas-cosa	Aus-tin	Bastrop		Bee	Bell		Bexar		Bowle	Brazoria		Brazos		Brew-ster	
	Non-white	Non-white	Spanish white	Non-white	Spanish white	Non-white	Spanish white	Spanish white	Non-white	Spanish white	Non-white	Non-white	Spanish white	Non-white	Spanish white	Non-white	Spanish white	
Total dwelling units.....	2,598	1,769	1,742	822	332	1,656	1,651	419	1,899	37,707	8,778	4,317	405	1,716	483	2,598	632	
<b>WATER SUPPLY</b>																		
Hot and cold piped running water inside structure.....	210	204	60	19	24	54	148	114	498	10,634	3,656	494	65	107	67	202	87	
Only cold piped running water inside structure.....	376	439	339	100	86	229	445	129	573	15,799	3,670	805	149	336	174	370	141	
Piped running water outside structure.....	483	665	711	62	80	408	633	87	554	8,768	859	502	51	218	136	796	146	
No piped running water.....	1,501	454	612	634	141	959	411	83	254	2,400	556	2,488	134	1,023	100	1,211	252	
Not reported.....	28	7	20	7	1	6	14	6	20	106	37	28	6	32	6	19	6	
<b>TOILET FACILITIES</b>																		
Flush toilet inside structure, exclusive use.....	358	274	79	42	49	123	166	152	737	18,118	6,076	840	85	197	123	338	97	
Flush toilet inside structure, shared.....	11	16	...	...	4	1	8	10	70	2,525	432	55	1	5	6	4	2	
Other toilet facilities (including privy).....	2,058	1,416	1,589	717	264	1,427	1,421	238	1,026	16,385	2,111	3,195	289	1,397	337	2,163	508	
No toilet.....	144	54	60	57	15	98	45	10	46	564	121	200	24	80	11	76	20	
Not reported.....	27	9	14	6	...	7	11	9	20	115	38	27	6	37	6	17	5	
<b>CONDITION AND PLUMBING FACILITIES</b>																		
Not dilapidated:																		
With priv. toilet and bath, and hot running water.....	179	147	44	16	14	40	84	98	406	8,665	3,198	420	51	89	55	169	61	
With private toilet and bath, and only cold water.....	72	24	22	12	26	46	26	26	119	4,025	1,498	114	27	62	36	79	15	
With running water, lacking private toilet or bath.....	201	386	230	54	45	113	325	75	320	7,894	1,265	515	101	206	107	251	104	
No running water.....	805	564	747	296	137	545	580	87	429	4,740	685	1,718	116	534	131	1,281	248	
Dilapidated:																		
With priv. toilet and bath, and hot running water.....	8	15	...	...	3	1	12	4	27	444	131	19	3	4	4	...	8	
Lacking hot water, private toilet or bath.....	1,244	611	624	415	99	870	558	109	510	11,033	1,747	1,417	94	759	127	750	184	
Condition or plumbing facilities not reported.....	89	22	75	29	8	41	66	20	88	906	254	114	13	62	23	68	12	
<b>NUMBER OF PERSONS</b>																		
1 person.....	353	255	73	137	18	252	93	12	227	2,111	1,045	629	19	323	23	475	63	
2 persons.....	676	555	203	227	51	468	217	49	565	5,856	2,694	1,260	51	525	55	755	91	
3 persons.....	423	339	239	146	38	263	311	57	323	6,556	1,790	810	69	279	79	388	86	
4 persons.....	345	244	258	95	53	177	260	91	270	6,441	1,265	552	56	215	80	297	73	
5 persons.....	246	144	234	60	39	153	229	58	184	5,403	930	364	45	134	70	233	104	
6 persons.....	202	83	198	54	28	117	182	39	101	3,912	461	253	38	74	54	151	68	
7 persons or more.....	353	149	537	103	105	226	359	113	229	7,428	593	449	127	166	122	299	147	
Median number of persons.....	3.1	2.7	4.9	2.8	4.7	2.9	4.3	4.5	3.0	4.2	2.9	2.8	4.7	2.5	4.6	2.7	4.5	
<b>PERSONS PER ROOM</b>																		
1.00 or less.....	1,701	1,305	390	547	128	1,085	610	142	1,269	16,486	6,622	3,064	128	1,163	185	1,831	211	
1.01 to 1.50.....	372	221	292	102	48	224	315	77	265	7,564	1,168	555	65	216	118	324	91	
1.51 or more.....	455	229	975	143	150	325	669	185	322	13,308	927	646	201	317	164	385	286	
Not reported.....	70	14	85	30	6	22	57	15	43	349	61	52	11	20	16	58	44	
Urban and rural-nonfarm dwelling units.....	1,612	1,687	1,107	469	265	1,218	1,354	349	1,784	37,187	8,712	3,594	394	1,172	410	2,099	565	
<b>CONTRACT MONTHLY RENT</b>																		
Renter-occupied units.....																		
Less than \$10.....	694	1,079	328	175	125	400	510	186	770	17,447	3,958	1,805	169	519	217	928	190	
\$10 to \$14.....	254	323	87	74	46	139	126	22	75	2,351	188	365	9	65	27	451	69	
\$15 to \$19.....	201	301	51	15	30	87	131	21	138	3,522	485	618	31	76	72	230	35	
\$20 to \$29.....	35	195	14	3	10	17	63	24	100	2,739	595	218	30	56	29	44	11	
\$30 to \$39.....	25	106	19	4	1	4	30	26	202	3,527	1,208	153	23	41	21	27	2	
\$40 to \$49.....	3	11	3	2	3	...	4	19	50	1,647	707	46	12	15	10	4	2	
\$50 to \$74.....	...	5	2	...	1	...	3	8	19	638	208	2	4	7	...	1	...	
\$75 or more.....	1	3	...	...	2	2	2	19	75	511	142	5	2	4	2	3	2	
Rent free.....	21	1	...	...	2	2	2	...	336	22	5	2	4	...	...	...	...	
Not reported.....	101	114	128	60	24	128	133	36	75	1,953	346	353	49	198	45	146	66	
Median rent.....dollars.....	9.90	11.98	9.75	6.12	9.39	8.53	11.58	20.42	20.03	17.72	23.34	12.26	17.25	14.04	13.22	7.93	8.27	
<b>GROSS MONTHLY RENT</b>																		
Renter-occupied units.....																		
Less than \$10.....	104	60	40	49	35	65	84	11	39	940	110	159	4	52	9	134	27	
\$10 to \$14.....	181	195	51	23	23	73	86	21	86	2,082	295	362	25	55	33	308	42	
\$15 to \$19.....	112	262	30	13	19	66	79	19	117	2,646	577	421	27	63	38	175	22	
\$20 to \$29.....	81	348	23	6	9	33	67	41	204	4,541	1,257	356	32	52	58	98	20	
\$30 to \$39.....	24	66	4	3	2	...	19	18	115	3,391	723	81	7	19	13	14	5	
\$40 to \$49.....	2	9	3	...	1	2	1	8	17	654	296	8	8	9	5	1	3	
\$50 to \$74.....	1	4	5	...	2	3	22	75	599	176	6	5	9	1	3	1	...	
\$75 or more.....	20	2	...	...	1	2	2	1	...	170	24	5	1	4	...	...	...	
Rent free or not reported.....	169	133	172	81	35	157	169	45	117	2,424	500	407	60	256	60	195	70	
Median value.....dollars.....	13.88	18.66	13.23	9.09	11.67	13.37	14.53	22.86	23.31	23.06	25.39	16.61	19.22	16.44	19.30	13.27	13.43	
<b>VALUE OF ONE-DWELLING-UNIT STRUCTURES</b>																		
Owner-occupied units <sup>1</sup> .....																		
Less than \$2,000.....	844	524	685	283	126	784	711	143	921	16,303	4,161	1,644	169	591	173	1,096	333	
\$2,000 to \$2,999.....	507	263	545	226	75	595	474	49	445	4,389	548	1,032	54	355	71	584	253	
\$3,000 to \$3,999.....	133	110	53	24	23	80	113	28	183	2,940	608	285	21	71	48	229	24	
\$4,000 to \$4,999.....	61	79	21	13	14	30	52	19	120	2,666	804	118	19	19	22	121	23	
\$5,000 to \$9,999.....	26	21	13	8	4	4	21	8	67	1,674	709	40	9	9	13	43	7	
\$10,000 or more.....	31	35	19	5	6	17	15	19	58	3,739	1,283	50	23	11	10	44	11	
Not reported.....	9	9	2	2	1	2	5	9	5	639	127	9	4	39	4	6	2	
Median value.....dollars.....	77	7	32	5	3	56	31	11	43	256	82	110	39	87	5	69	13	

<sup>1</sup> Restricted to 1-dwelling-unit properties.

HOUSING—GENERAL CHARACTERISTICS

Table 28a.—CHARACTERISTICS OF DWELLING UNITS OCCUPIED BY WHITE PERSONS WITH SPANISH SURNAME, OR BY NONWHITE PERSONS, FOR SELECTED COUNTIES: 1950—Con.

[Counties shown are those with 250 or more Spanish-surname households, or 250 or more nonwhite households. Median not shown where base is less than 100]

Subject	Brooks	Brown	Burleson	Caldwell		Cal-houn	Cameron		Camp	Cass	Chambers	Cherokee	Childress	Collin	Colorado	Comal	Cooke
	Spanish white	Non-white	Non-white	Spanish white	Non-white	Spanish white	Spanish white	Non-white	Non-white	Non-white	Non-white	Non-white	Non-white	Non-white	Non-white	Spanish white	Non-white
Total dwelling units.....	1,263	293	1,225	965	900	448	16,782	300	959	2,075	434	2,370	260	979	1,312	831	317
<b>WATER SUPPLY</b>																	
Hot and cold piped running water inside structure.....	230	129	19	40	43	50	2,557	90	47	55	31	88	47	63	60	79	82
Only cold piped running water inside structure.....	350	83	75	264	221	107	3,658	71	140	124	58	241	31	137	253	361	180
Piped running water outside structure.....	521	76	130	381	262	164	5,616	121	142	110	12	285	31	258	284	301	23
No piped running water.....	160	3	990	275	373	114	4,823	12	612	1,774	305	1,705	148	516	690	83	27
Not reported.....	2	2	11	5	1	13	128	6	18	12	28	51	3	5	25	7	5
<b>TOILET FACILITIES</b>																	
Flush toilet inside structure, exclusive use.....	258	169	33	96	100	92	3,837	122	76	69	37	132	56	79	139	295	224
Flush toilet inside structure, shared.....	1	18	...	2	...	...	105	4	...	1	...	14	...	1	2	22	11
Other toilet facilities (including privy).....	951	101	1,090	837	787	313	12,069	163	772	1,754	340	2,070	190	855	1,105	488	70
No toilet.....	49	3	92	24	11	32	666	5	93	241	40	118	10	31	27	19	10
Not reported.....	4	2	10	6	2	11	105	6	18	10	17	36	4	13	39	7	2
<b>CONDITION AND PLUMBING FACILITIES</b>																	
Not dilapidated:																	
With priv. toilet and bath, and hot running water.....	191	91	12	27	29	38	2,248	78	42	46	26	58	39	53	47	62	71
With private toilet and bath, and only cold water.....	47	13	10	32	37	13	961	23	14	5	4	9	2	15	41	123	42
With running water, lacking private toilet or bath.....	264	63	60	154	138	34	1,707	30	116	96	40	143	32	85	112	160	56
No running water.....	395	42	752	339	292	58	4,415	64	436	1,157	162	794	163	391	393	217	17
Dilapidated:																	
With priv. toilet and bath, and hot running water.....	7	10	...	4	2	5	103	3	...	2	2	3	...	1	3	6	3
Lacking hot water, private toilet or bath.....	350	66	350	347	376	264	6,944	93	307	726	159	1,191	18	408	621	223	115
Condition or plumbing facilities not reported.....	9	8	41	62	26	36	404	9	44	43	41	172	6	26	95	40	13
<b>NUMBER OF PERSONS</b>																	
1 person.....	69	51	270	31	149	7	1,151	59	145	234	75	293	43	139	266	35	66
2 persons.....	168	104	347	95	292	51	2,652	99	261	482	111	667	96	266	345	109	107
3 persons.....	223	50	173	121	145	75	2,751	55	175	347	74	427	47	161	238	137	54
4 persons.....	236	37	136	131	110	66	2,651	32	115	262	59	295	29	118	160	113	28
5 persons.....	187	24	90	136	64	62	2,264	23	76	239	46	248	10	95	104	115	24
6 persons.....	124	12	60	111	45	61	1,716	13	69	162	16	129	12	64	58	81	14
7 persons or more.....	256	15	149	340	95	126	3,597	19	118	349	53	311	23	136	141	241	24
Median number of persons.....	4.2	2.4	2.5	5.3	2.6	4.9	4.2	2.4	2.9	3.4	2.9	3.0	2.4	3.0	2.7	4.7	2.4
<b>PERSONS PER ROOM</b>																	
1.00 or less.....	506	227	680	295	671	115	5,675	212	653	1,289	265	1,563	156	604	965	290	239
1.01 to 1.50.....	204	36	262	202	96	72	2,466	35	133	335	59	313	42	125	157	148	28
1.51 or more.....	546	23	261	456	123	245	8,370	47	154	415	92	414	57	227	170	378	42
Not reported.....	7	7	22	12	10	16	271	6	19	36	18	80	5	23	20	15	8
Urban and rural-nonfarm dwelling units.....	996	291	716	641	670	375	13,945	264	547	1,048	387	1,459	233	715	1,056	791	291
<b>CONTRACT MONTHLY RENT</b>																	
Renter-occupied units.....	263	86	234	251	197	177	6,609	159	183	490	112	794	125	286	377	307	112
Less than \$10.....	23	6	99	113	107	9	1,070	28	97	187	16	231	4	100	130	98	14
\$10 to \$14.....	50	20	15	36	28	71	1,111	36	39	70	20	212	4	55	61	60	19
\$15 to \$19.....	46	23	4	12	4	24	693	25	2	28	3	81	13	15	18	35	25
\$20 to \$29.....	35	23	2	8	5	20	697	33	2	11	5	52	40	12	7	14	32
\$30 to \$39.....	18	...	1	1	1	7	227	12	1	1	1	5	1	4	5	6	...
\$40 to \$49.....	9	...	...	2	1	1	96	2	...	1	1	3	1	3	1	...	1
\$50 to \$74.....	14	...	1	2	...	3	115	5	...	1	...	2	...	1	2	3	1
\$75 or more.....	...	...	3	...	...	...	38	1	2	...	1	...	...	...	...	...	...
Rent free.....	62	13	95	69	45	40	2,407	13	26	149	52	115	55	88	112	73	15
Not reported.....	6	1	15	8	6	2	155	4	14	42	14	82	7	8	41	18	5
Median rent.....dollars.....	17.16	...	5.76	7.20	6.32	13.62	13.79	15.90	6.87	7.49	11.25	11.09	21.14	9.00	8.12	10.33	17.10
<b>GROSS MONTHLY RENT</b>																	
Renter-occupied units.....	263	86	234	251	197	177	6,609	159	183	490	112	794	125	286	377	307	112
Less than \$10.....	14	7	54	47	49	3	730	16	55	107	8	96	1	28	62	67	8
\$10 to \$14.....	29	17	38	64	53	36	921	36	25	78	11	127	7	54	67	37	9
\$15 to \$19.....	51	18	13	33	27	40	841	29	16	45	11	121	8	51	55	42	24
\$20 to \$29.....	47	23	6	18	9	29	769	37	30	26	6	148	37	37	24	38	39
\$30 to \$39.....	24	7	1	7	2	14	303	9	11	6	2	22	8	6	3	9	9
\$40 to \$49.....	14	...	...	1	2	...	147	9	1	4	2	6	1	4	2	3	...
\$50 to \$74.....	15	...	1	2	...	3	106	4	1	1	...	5	...	2	3	2	2
\$75 or more.....	...	...	3	...	...	...	36	1	2	...	...	10	...	...	...	1	...
Rent free or not reported.....	69	14	118	79	55	52	2,756	18	42	223	72	259	63	104	161	108	21
Median rent.....dollars.....	20.02	...	10.03	12.55	11.58	17.44	16.14	17.69	12.60	11.20	14.95	16.34	22.00	15.38	12.93	13.89	20.57
<b>VALUE OF ONE-DWELLING-UNIT STRUCTURES</b>																	
Owner-occupied units <sup>1</sup> .....	629	178	466	367	456	165	5,751	86	345	538	270	597	94	411	660	410	162
Less than \$2,000.....	369	99	357	269	312	86	3,165	44	218	338	93	356	66	289	417	114	111
\$2,000 to \$2,999.....	84	37	29	51	60	14	743	13	50	67	12	66	11	63	75	107	27
\$3,000 to \$3,999.....	46	21	8	15	38	8	482	10	26	26	6	36	8	29	45	76	11
\$4,000 to \$4,999.....	26	6	1	10	16	...	286	5	9	10	1	16	2	9	16	27	4
\$5,000 to \$9,999.....	70	11	5	13	18	3	591	10	6	14	9	23	2	13	21	52	5
\$10,000 or more.....	26	2	...	4	5	...	187	1	...	13	2	3	...	1	4	10	...
Not reported.....	8	2	66	5	7	54	297	3	36	70	147	97	5	7	82	24	4
Median value.....dollars.....	1,633	1,728	1,070	1,296	1,389	1,241	1,673	...	1,367	1,335	1,272	1,354	...	1,348	1,336	2,688	1,373

<sup>1</sup> Restricted to 1-dwelling-unit properties.

Table 28a.—CHARACTERISTICS OF DWELLING UNITS OCCUPIED BY WHITE PERSONS WITH SPANISH SURNAME, OR BY NONWHITE PERSONS, FOR SELECTED COUNTIES: 1950—Con.

[Counties shown are those with 250 or more Spanish-surname households, or 250 or more nonwhite households. Median not shown where base is less than 100]

Subject	Crock-ett Spanish White	Dallas		Dawson		Den- ton	De Witt		Dim- mit	Duval	Ector		Ellis	El Paso		Falls	
		Spanish white	Non- white	Spanish white	Non- white	Non- white	Spanish white	Non- white	Spanish white	Spanish white	Non- white	Non- white	Spanish white	Non- white	Spanish white	Non- white	
Total dwelling units.....	299	2,923	23,136	521	289	678	808	1,001	1,388	2,328	356	508	2,855	19,059	1,106	351	2,258
<b>WATER SUPPLY</b>																	
Hot and cold piped running water inside structure.....	37	1,125	8,704	87	15	116	63	56	70	572	55	77	237	6,083	526	15	94
Only cold piped running water inside structure.....	82	815	7,182	124	56	245	275	238	326	627	70	65	419	5,658	368	58	219
Piped running water outside structure.....	142	379	2,723	192	181	184	234	400	732	718	91	280	818	4,852	153	63	407
No piped running water.....	37	578	4,371	108	36	132	231	300	239	405	135	76	1,357	2,336	48	202	1,482
Not reported.....	1	26	156	10	1	1	5	7	21	6	5	10	24	130	11	13	56
<b>TOILET FACILITIES</b>																	
Flush toilet inside structure, exclusive use.....	69	1,211	13,471	71	28	186	167	151	90	663	47	86	332	6,138	564	39	173
Flush toilet inside structure, shared.....	...	428	922	48	2	8	...	4	2	11	8	2	17	1,359	110	...	5
Other toilet facilities (including privy).....	227	1,219	8,312	375	248	471	603	806	1,461	1,461	296	399	2,239	11,106	409	286	1,927
No toilet.....	2	38	254	17	10	11	35	34	36	186	1	11	269	316	11	16	105
Not reported.....	1	27	177	10	1	2	3	6	15	7	4	10	18	140	12	10	48
<b>CONDITION AND PLUMBING FACILITIES</b>																	
Not dilapidated:																	
With priv. toilet and bath, and hot running water.....	32	847	7,548	33	11	90	50	45	51	438	36	51	205	4,429	397	13	76
With private toilet and bath, and only cold water.....	22	162	2,974	10	4	36	63	58	24	84	1	2	74	464	38	7	36
With running water, lacking private toilet or bath.....	61	468	2,278	121	32	158	156	114	244	370	31	35	304	3,472	213	45	150
No running water.....	170	518	3,967	88	121	161	208	271	522	554	22	85	1,264	3,331	84	185	1,158
Dilapidated:																	
With priv. toilet and bath, and hot running water.....	...	33	424	3	1	13	4	1	6	83	7	9	2	407	52	...	...
Lacking hot water, private toilet or bath.....	6	814	5,304	237	115	203	302	490	492	763	222	303	943	6,310	286	85	750
Condition or plumbing facilities not reported.....	8	81	641	29	5	17	25	22	49	36	37	23	63	646	36	16	88
<b>NUMBER OF PERSONS</b>																	
1 person.....	34	135	2,922	22	43	108	45	215	68	141	21	85	383	1,648	161	12	373
2 persons.....	54	428	7,059	68	89	199	118	307	148	347	46	187	833	2,821	337	45	626
3 persons.....	48	518	4,569	76	41	110	124	173	207	434	72	93	458	3,230	215	47	381
4 persons.....	41	490	3,186	74	32	95	118	105	223	370	74	64	335	3,160	161	48	207
5 persons.....	27	436	2,109	73	22	62	112	69	205	335	56	36	260	2,683	95	32	186
6 persons.....	27	276	1,279	62	16	45	94	50	146	259	42	18	191	1,920	57	45	139
7 persons or more.....	68	640	2,012	146	43	59	197	82	391	442	45	25	395	3,597	80	122	346
Median number of persons.....	3.8	4.3	2.8	4.8	2.8	2.8	4.5	2.4	4.7	4.2	4.0	2.4	3.0	4.1	2.8	5.2	2.8
<b>PERSONS PER ROOM</b>																	
1.00 or less.....	105	1,209	15,703	100	121	450	355	744	374	1,157	63	248	1,825	7,299	725	131	1,460
1.01 to 1.50.....	60	600	3,145	82	32	96	146	105	217	409	48	57	411	3,601	155	74	301
1.51 or more.....	128	1,059	3,932	317	133	128	293	121	755	706	239	185	564	7,719	209	137	409
Not reported.....	6	55	356	22	3	4	14	31	42	56	6	18	55	440	17	9	88
Urban and rural-nonfarm dwelling units.....	239	2,886	22,812	363	248	578	577	833	1,252	1,684	356	508	2,174	17,720	1,062	164	1,667
<b>CONTRACT MONTHLY RENT</b>																	
Renter-occupied units.....	71	1,540	13,839	244	174	242	289	302	343	443	153	301	1,008	11,063	699	56	552
Less than \$10.....	14	75	397	13	9	48	77	108	81	67	7	2	235	2,044	55	12	183
\$10 to \$14.....	28	190	1,045	44	40	76	65	75	48	68	1	5	257	3,014	107	11	135
\$15 to \$19.....	14	215	1,275	33	17	39	32	15	12	43	3	3	119	1,378	104	6	39
\$20 to \$29.....	3	405	3,801	52	52	29	14	7	6	53	64	105	33	1,423	153	3	22
\$30 to \$39.....	...	246	2,991	6	6	3	3	1	4	32	42	103	7	923	72	...	5
\$40 to \$49.....	...	99	1,164	3	...	1	...	3	4	7	7	30	2	347	63	...	4
\$50 to \$74.....	...	96	909	3	2	1	1	...	2	2	10	12	...	298	81	...	...
\$75 or more.....	1	25	151	1	1	...	...	1	...	3	2	4	...	97	9	...	...
Rent free.....	10	144	1,841	80	44	41	82	79	174	154	13	29	290	1,264	44	17	98
Not reported.....	1	45	265	9	3	4	15	13	12	14	4	8	65	275	11	7	66
Median rent.....dollars.....	...	23.77	27.48	17.61	10.76	12.82	10.96	9.22	9.19	14.79	28.55	30.85	11.28	14.01	22.61	...	9.91
<b>GROSS MONTHLY RENT</b>																	
Renter-occupied units.....	71	1,540	13,839	244	174	242	289	302	343	443	153	301	1,008	11,063	699	56	552
Less than \$10.....	2	39	181	8	3	17	33	45	31	26	6	3	70	661	25	6	82
\$10 to \$14.....	21	99	546	36	11	33	61	82	64	60	8	76	151	1,860	47	10	129
\$15 to \$19.....	22	156	746	25	27	50	46	39	29	63	38	38	203	2,366	121	7	91
\$20 to \$29.....	13	421	2,964	50	56	73	42	28	19	61	51	83	167	2,261	174	8	58
\$30 to \$39.....	1	314	3,512	9	22	16	9	7	5	30	17	31	20	1,058	125	...	15
\$40 to \$49.....	...	142	1,916	6	1	3	...	2	3	27	4	10	7	471	58	1	3
\$50 to \$74.....	...	125	1,431	1	3	1	...	4	4	8	7	2	368	76	...	3	
\$75 or more.....	1	35	230	1	1	...	...	1	...	3	1	4	...	99	9	...	...
Rent free or not reported.....	11	209	2,313	108	50	49	98	98	188	169	20	49	388	1,919	64	24	171
Median rent.....dollars.....	...	28.32	32.79	19.30	22.50	19.15	14.66	12.98	13.13	18.55	21.70	20.38	16.69	18.83	25.31	...	13.71
<b>VALUE OF ONE-DWELLING-UNIT STRUCTURES</b>																	
Owner-occupied units <sup>1</sup> .....	157	1,009	7,972	83	60	302	258	503	825	1,123	126	126	1,102	4,610	269	102	1,080
Less than \$2,000.....	148	155	1,579	56	41	190	143	331	702	475	98	68	706	959	25	66	756
\$2,000 to \$2,999.....	2	216	1,485	9	7	44	46	63	52	153	10	17	204	471	18	15	114
\$3,000 to \$3,999.....	1	143	1,399	2	2	32	22	36	23	133	3	10	91	522	28	7	55
\$4,000 to \$4,999.....	1	63	992	...	2	12	14	8	7	64	5	15	20	396	26	...	17
\$5,000 to \$9,999.....	2	280	2,046	2	2	11	15	16	8	184	5	7	19	1,556	131	7	21
\$10,000 or more.....	1	82	197	2	...	2	11	12	8	67	2	1	5	507	28	2	7
Not reported.....	2	70	274	12	6	11	7	37	25	47	3	8	57	199	13	5	110
Median value.....dollars.....	997	3,639	3,511	...	...	1,481	1,705	1,358	1,090	2,362	1,205	1,685	1,430	4,590	5,706	1,420	1,233

<sup>1</sup> Restricted to 1-dwelling-unit properties.

Table 28a.—CHARACTERISTICS OF DWELLING UNITS OCCUPIED BY WHITE PERSONS WITH SPANISH SURNAME, OR BY NONWHITE PERSONS, FOR SELECTED COUNTIES: 1950—Con.

[Counties shown are those with 250 or more Spanish-surname households, or 250 or more nonwhite households. Median not shown where base is less than 100]

Subject	Fannin	Fayette	Fort Bend		Free-stone	Frio	Galveston		Goliad	Gonzales		Gray-son	Gregg	Grimes	Guadalupe		Hale
	Non-white	Non-white	Spanish white	Non-white	Non-white	Spanish white	Spanish white	Non-white	Spanish white	Spanish white	Non-white	Non-white	Non-white	Non-white	Spanish white	Non-white	Non-white
Total dwelling units.....	947	1,062	1,049	2,040	1,583	1,210	1,397	6,608	423	814	1,004	1,861	4,213	1,733	1,102	1,016	295
<b>WATER SUPPLY</b>																	
Hot and cold piped running water inside structure.....	41	17	51	77	35	42	687	1,763	19	34	18	413	403	47	77	74	28
Only cold piped running water inside structure.....	165	145	192	290	220	220	599	3,347	88	238	149	793	667	168	291	238	70
Piped running water outside structure.....	148	94	335	384	118	518	51	942	126	311	302	307	875	232	451	362	114
No piped running water.....	585	796	434	1,191	1,203	410	56	535	180	225	525	345	2,237	1,116	278	337	80
Not reported.....	8	10	37	98	7	20	4	21	10	6	10	3	31	170	5	5	3
<b>TOILET FACILITIES</b>																	
Flush toilet inside structure, exclusive use.....	68	31	96	148	64	69	862	3,215	33	99	62	766	517	89	143	158	49
Flush toilet inside structure, shared.....	3	...	12	7	...	...	213	705	2	...	...	38	19	3	5	1	2
Other toilet facilities (including privy).....	799	787	864	1,732	1,439	1,055	296	2,501	366	684	906	1,018	3,432	1,378	937	838	232
No toilet.....	71	220	39	76	71	67	21	162	10	20	31	37	212	95	12	16	9
Not reported.....	6	24	38	77	8	19	5	25	12	11	5	2	33	168	5	3	3
<b>CONDITION AND PLUMBING FACILITIES</b>																	
Not dilapidated:																	
With priv. toilet and bath, and hot running water.....	29	17	35	52	28	31	504	1,413	16	28	14	333	284	43	69	64	25
With private toilet and bath, and only cold water.....	15	7	17	27	21	25	189	893	15	31	28	128	48	14	51	51	6
With running water, lacking private toilet or bath.....	86	104	110	140	124	128	311	1,482	36	129	80	311	398	103	182	91	49
No running water.....	276	404	456	703	725	295	64	795	82	211	300	192	1,543	630	369	252	108
Dilapidated:																	
With priv. toilet and bath, and hot running water.....	3	...	2	8	2	2	47	115	1	3	1	39	29	2	2	4	...
Lacking hot water, private toilet or bath.....	518	497	302	890	637	685	260	1,770	252	373	539	823	1,769	733	413	534	83
Condition or plumbing facilities not reported.....	20	33	127	220	46	44	22	140	21	39	42	35	142	208	16	20	24
<b>NUMBER OF PERSONS</b>																	
1 person.....	177	168	38	329	220	77	80	916	19	28	160	326	595	275	36	136	49
2 persons.....	300	300	119	612	414	136	196	1,993	56	106	284	604	1,213	529	128	310	94
3 persons.....	138	165	144	391	260	160	248	1,302	68	117	139	302	802	280	154	174	42
4 persons.....	99	128	134	232	169	204	252	924	59	121	106	231	564	202	163	131	33
5 persons.....	71	100	130	165	149	170	226	625	53	97	86	147	362	154	156	80	23
6 persons.....	48	62	139	103	101	159	133	389	48	105	71	95	251	94	125	66	16
7 persons or more.....	114	139	345	208	270	304	262	459	120	240	158	156	426	199	340	119	38
Median number of persons.....	2.5	2.9	5.2	2.7	3.1	4.7	4.2	2.8	4.7	4.9	2.9	2.5	2.9	2.7	4.9	2.9	2.6
<b>PERSONS PER ROOM</b>																	
1.00 or less.....	651	718	287	1,318	1,015	338	666	4,647	166	266	654	1,415	2,967	1,137	222	665	139
1.01 to 1.50.....	106	114	176	256	209	188	284	944	78	140	143	210	570	180	237	164	41
1.51 or more.....	166	203	525	354	319	639	436	959	159	393	193	216	629	224	532	181	106
Not reported.....	24	27	61	112	40	45	11	58	20	15	14	20	47	192	11	6	9
<b>Urban and rural-nonfarm dwelling units.....</b>																	
701	694	674	1,301	685	1,033	1,391	6,587	254	640	578	918	3,650	1,048	841	734	196	
<b>CONTRACT MONTHLY RENT</b>																	
Renter-occupied units.....																	
308	294	486	798	279	358	880	4,627	143	334	237	603	1,609	534	320	269	158	
Less than \$10.....																	
201	161	62	186	94	143	26	132	35	74	78	138	311	151	111	82	4	
\$10 to \$14.....																	
13	13	135	218	35	37	84	624	24	93	51	178	662	76	77	70	3	
\$15 to \$19.....																	
3	3	93	71	18	6	91	732	1	30	14	80	221	15	27	42	14	
\$20 to \$29.....																	
3	1	47	49	14	3	219	1,454	1	11	2	83	122	8	13	15	60	
\$30 to \$39.....																	
...	...	6	...	1	158	990	2	4	...	9	21	1	3	1	31	1	
\$40 to \$49.....																	
1	1	3	2	...	...	116	291	...	2	...	6	13	3	5	...	2	
\$50 to \$74.....																	
...	...	5	1	...	...	71	119	1	...	...	2	12	...	3	2	2	
\$75 or more.....																	
1	...	2	4	...	...	16	32	...	...	...	2	...	2	1	...	1	
Rent free.....																	
74	61	104	191	83	146	90	206	62	115	86	93	223	164	64	45	30	
Not reported.....																	
12	53	34	70	35	22	9	47	17	5	6	14	22	116	16	12	11	
Median rent..... dollars.....	5.02	5.09	13.65	11.39	8.06	6.14	28.12	23.68	8.64	11.27	8.79	12.59	12.30	7.91	10.08	11.21	24.19
<b>GROSS MONTHLY RENT</b>																	
Renter-occupied units.....																	
308	294	486	798	279	358	880	4,627	143	334	237	603	1,609	534	320	269	158	
Less than \$10.....																	
71	105	6	49	45	35	24	65	24	29	27	48	110	94	55	29	4	
\$10 to \$14.....																	
75	47	49	120	42	59	51	301	17	54	52	94	373	60	70	57	5	
\$15 to \$19.....																	
48	14	82	117	20	44	84	565	15	72	36	131	464	51	59	61	11	
\$20 to \$29.....																	
22	5	128	117	38	21	220	1,564	4	43	25	170	323	29	37	50	42	
\$30 to \$39.....																	
3	1	22	18	10	4	179	1,149	1	9	2	36	51	7	9	11	36	
\$40 to \$49.....																	
1	...	3	10	1	...	99	450	1	3	...	8	14	4	4	2	7	
\$50 to \$74.....																	
...	...	4	2	...	...	99	204	2	...	...	3	12	...	2	1	6	
\$75 or more.....																	
1	...	3	4	...	...	16	35	...	...	...	2	6	...	1	...	...	
Rent free or not reported.....																	
87	121	189	361	123	195	108	294	79	124	95	111	256	289	83	58	47	
Median rent..... dollars.....	12.13	7.74	20.19	16.62	13.43	13.44	29.87	27.31	11.85	16.03	13.73	18.47	16.59	11.88	14.04	16.10	27.79
<b>VALUE OF ONE-DWELLING-UNIT STRUCTURES</b>																	
Owner-occupied units <sup>1</sup> .....																	
375	391	167	462	384	582	337	1,382	99	272	327	1,068	1,884	492	482	443	27	
Less than \$2,000.....																	
309	258	89	274	208	435	41	192	73	176	198	609	1,290	245	277	231	13	
\$2,000 to \$2,999.....																	
31	30	22	51	52	53	45	162	9	48	50	139	227	49	105	93	6	
\$3,000 to \$3,999.....																	
10	20	10	22	27	15	48	263	3	18	24	133	120	23	45	36	1	
\$4,000 to \$4,999.....																	
3	8	3	8	11	8	49	229	3	8	6	47	67	8	18	21	...	
\$5,000 to \$9,999.....																	
1	6	5	14	1	15	111	394	2	7	6	54	112	18	18	29	3	
\$10,000 or more.....																	
1	...	5	8	3	4	34	88	1	3	...	9	21	3	4	2	...	
Not reported.....																	
20	69	33	85	82	52	9	54	8	12	41	18	47	146	15	31	4	
Median value..... dollars.....	1,099	1,198	1,456	1,326	1,402	1,168	4,562	4,155	...	1,427	1,394	1,674	1,374	1,362	1,636	1,733	...

<sup>1</sup> Restricted to 1-dwelling-unit properties.



Table 28a.—CHARACTERISTICS OF DWELLING UNITS OCCUPIED BY WHITE PERSONS WITH SPANISH SURNAME, OR BY NONWHITE PERSONS, FOR SELECTED COUNTIES: 1950—Con.

[Counties shown are those with 250 or more Spanish-surname households, or 250 or more nonwhite households. Median not shown where base is less than 100]

Subject	Hall	Hardin	Harris		Harrison	Has-	Hays		Henderson	Hidalgo		Hill	Hock-	Hop-	Hous-	Howard	
	Non-white	Non-white	Spanish White	Non-white	Non-white	Non-white	Spanish White	Non-white	Non-white	Spanish White	Non-white	Non-white	Non-white	Non-white	Non-white	Spanish White	Non-white
Total dwelling units.....	253	904	8,087	41,970	6,024	252	1,121	344	1,206	21,994	332	1,234	268	673	2,185	580	279
<b>WATER SUPPLY</b>																	
Hot and cold piped running water inside structure.....	6	80	3,382	14,605	566	9	98	36	42	2,160	54	58	22	37	99	93	64
Only cold piped running water inside structure.....	23	121	3,506	18,663	1,055	27	450	69	180	4,126	59	235	32	75	213	194	104
Piped running water outside structure.....	22	409	720	3,022	794	49	379	162	287	9,695	72	434	90	288	363	170	66
No piped running water.....	185	269	432	5,412	3,523	163	185	76	688	5,744	140	498	122	269	1,489	113	31
Not reported.....	17	25	47	268	86	4	9	1	9	269	7	9	2	4	21	10	14
<b>TOILET FACILITIES</b>																	
Flush toilet inside structure, exclusive use.....	15	91	4,929	28,208	1,055	11	118	53	87	3,009	76	92	24	49	122	145	112
Flush toilet inside structure, shared.....	...	...	872	1,875	28	...	...	1	3	78	1	6	...	1	24	3	4
Other toilet facilities (including privy).....	205	784	2,060	10,992	4,619	231	972	287	1,026	17,780	209	1,072	238	583	1,862	404	137
No toilet.....	16	25	139	614	276	7	25	2	83	871	39	56	4	35	155	18	12
Not reported.....	17	4	87	281	46	3	6	1	7	256	7	8	2	5	22	10	14
<b>CONDITION AND PLUMBING FACILITIES</b>																	
Not dilapidated:																	
With priv. toilet and bath, and hot running water.....	6	61	2,768	12,543	449	7	78	28	28	1,792	42	32	14	26	62	45	30
With private toilet and bath, and only cold water.....	2	12	1,174	9,392	77	...	21	14	28	759	14	17	1	9	17	11	6
With running water, lacking private toilet or bath.....	18	60	1,569	5,825	842	20	346	32	109	2,413	27	164	25	51	135	105	65
No running water.....	85	244	702	5,116	2,040	106	256	75	473	6,683	65	412	94	297	871	154	48
Dilapidated:																	
With priv. toilet and bath, and hot running water.....	...	6	161	605	10	...	2	3	1	170	3	4	3	7	10	...	25
Lacking hot water, private toilet or bath.....	125	483	1,430	7,370	2,402	112	395	189	519	9,551	163	571	126	272	1,008	81	2
Condition or plumbing facilities not reported.....	17	38	283	1,119	204	7	23	3	48	626	18	34	5	11	82	184	103
<b>NUMBER OF PERSONS</b>																	
1 person.....	39	164	378	4,549	659	46	43	62	176	1,260	45	207	42	68	262	33	52
2 persons.....	77	255	1,181	12,674	1,542	81	147	101	321	3,138	98	349	72	171	593	58	90
3 persons.....	44	168	1,474	8,853	1,068	36	154	62	205	3,503	51	186	44	129	368	104	62
4 persons.....	23	102	1,452	6,356	778	23	155	49	126	3,570	36	132	39	99	258	87	12
5 persons.....	16	80	1,147	3,994	559	14	151	19	108	2,912	28	114	32	67	195	72	24
6 persons.....	8	41	799	2,383	473	17	136	17	91	2,245	24	76	14	46	150	64	17
7 persons or more.....	46	94	1,656	3,161	945	35	335	34	179	5,366	50	170	25	93	359	162	22
Median number of persons.....	2.7	2.7	4.2	2.9	3.3	2.5	4.9	2.6	3.0	4.4	3.0	2.8	3.0	3.3	3.1	4.6	2.5
<b>PERSONS PER ROOM</b>																	
1.00 or less.....	119	469	3,674	30,643	3,844	124	350	241	807	6,148	160	787	91	423	1,444	154	156
1.01 to 1.50.....	23	209	1,582	5,773	899	22	196	47	167	3,130	33	170	67	98	313	93	34
1.51 or more.....	92	218	2,675	4,921	1,155	96	558	53	203	12,200	125	251	104	145	350	323	78
Not reported.....	19	8	156	633	126	10	17	3	29	516	14	26	6	7	78	10	11
Urban and rural-nonfarm dwelling units.....	132	876	8,028	41,763	3,898	177	970	303	771	18,105	214	903	161	447	1,076	512	257
<b>CONTRACT MONTHLY RENT</b>																	
Renter-occupied units.....	83	451	4,537	26,063	1,766	112	362	142	302	7,039	120	359	87	189	613	226	199
Less than \$10.....	13	260	149	340	569	22	126	74	71	1,256	8	83	1	25	230	31	5
\$10 to \$14.....	2	75	377	883	469	25	71	28	111	1,446	25	98	8	75	136	41	19
\$15 to \$19.....	4	17	478	1,132	119	4	49	11	35	595	20	35	5	22	58	26	24
\$20 to \$29.....	5	13	1,258	5,821	86	3	16	6	10	515	13	21	34	26	21	32	87
\$30 to \$39.....	...	3	887	6,063	24	...	5	3	2	148	1	1	8	3	1	9	11
\$40 to \$49.....	...	2	524	5,035	10	...	1	...	...	62	...	...	...	...	3	8	5
\$50 to \$74.....	...	...	333	4,425	6	...	1	...	...	59	...	...	...	...	...	1	4
\$75 or more.....	...	1	68	317	4	...	...	...	1	52	...	1	...	...	2	...	1
Rent free.....	14	75	381	1,582	336	54	90	15	61	2,748	48	91	26	29	137	73	29
Not reported.....	45	5	82	465	143	4	3	5	11	158	5	29	5	9	25	5	14
Median rent.....dollars.....	...	6.63	27.33	34.34	10.29	10.50	10.10	7.74	11.48	12.30	14.63	11.36	...	12.87	9.30	14.88	22.56
<b>GROSS MONTHLY RENT</b>																	
Renter-occupied units.....	83	451	4,537	26,063	1,766	112	362	142	302	7,039	120	359	87	189	613	226	199
Less than \$10.....	19	113	102	254	273	6	57	13	21	881	5	14	1	4	55	23	6
\$10 to \$14.....	8	111	254	584	273	12	65	32	40	1,302	19	64	6	28	107	36	24
\$15 to \$19.....	9	61	396	1,004	339	19	68	38	25	759	16	84	8	44	147	26	30
\$20 to \$29.....	15	46	1,175	4,382	300	15	67	28	121	587	21	53	29	48	119	37	72
\$30 to \$39.....	3	9	984	6,197	52	1	7	5	12	197	1	8	11	11	12	10	13
\$40 to \$49.....	...	4	629	5,292	19	...	1	3	2	88	...	2	...	3	2	6	6
\$50 to \$74.....	...	1	415	5,455	6	...	2	1	...	67	...	...	...	...	...	3	1
\$75 or more.....	...	1	77	474	4	...	...	...	1	44	...	...	...	...	2	...	1
Rent free or not reported.....	29	105	505	2,421	500	59	95	22	80	3,114	58	133	32	51	169	85	46
Median rent.....dollars.....	...	12.20	30.33	38.51	15.78	16.74	15.35	16.47	21.24	13.65	16.69	16.58	...	18.70	16.54	16.71	21.38
<b>VALUE OF ONE-DWELLING-UNIT STRUCTURES</b>																	
Owner-occupied units <sup>1</sup> .....	46	388	2,759	13,232	2,007	59	537	148	443	8,821	78	510	67	252	431	235	52
Less than \$2,000.....	35	219	318	2,265	902	53	424	99	267	6,277	32	361	53	186	235	165	33
\$2,000 to \$2,999.....	5	53	363	1,930	424	2	48	24	72	790	15	53	11	36	56	26	10
\$3,000 to \$3,999.....	...	39	490	2,258	235	...	23	7	25	478	7	24	1	12	17	17	2
\$4,000 to \$4,999.....	...	11	339	1,896	98	...	9	7	5	227	2	9	...	...	8	4	3
\$5,000 to \$9,999.....	...	13	970	3,552	120	1	23	8	10	538	8	6	1	6	16	10	1
\$10,000 or more.....	...	20	180	697	52	...	6	1	1	182	2	6	...	...	3	1	...
Not reported.....	6	33	99	634	176	3	4	2	63	329	12	51	1	12	96	12	3
Median value.....dollars.....	...	1,571	4,419	3,882	1,982	...	1,207	1,425	1,373	1,303	...	1,221	...	1,240	1,375	1,301	...

<sup>1</sup> Restricted to 1-dwelling-unit properties.

HOUSING—GENERAL CHARACTERISTICS

Table 28a.—CHARACTERISTICS OF DWELLING UNITS OCCUPIED BY WHITE PERSONS WITH SPANISH SURNAME, OR BY NONWHITE PERSONS, FOR SELECTED COUNTIES: 1950—Con.

[Counties shown are those with 250 or more Spanish-surname households, or 250 or more nonwhite households. Median not shown where base is less than 100]

Subject	Hud- peth	Hunt	Jackson		Jas- per	Jefferson		Jim Hogg	Jim Wells	John- son	Jones	Karnes	Kauf- man	Kerr	Kinney	Kleberg		
	Spanish white	Non- white	Spanish white	Non- white	Non- white	Spanish white	Non- white	Spanish white	Spanish white	Non- white	Non- white	Spanish white	Non- white	Spanish white	Spanish white	Spanish white	Non- white	
Total dwelling units.....	610	1,713	319	489	1,288	978	12,607	937	2,889	515	377	1,262	2,190	272	338	2,130	277	
<b>WATER SUPPLY</b>																		
Hot and cold piped running water inside structure.....	72	88	31	53	82	625	3,003	209	547	76	24	64	104	33	41	506	126	
Only cold piped running water inside structure.....	106	325	82	130	201	286	5,712	410	854	206	118	306	391	85	202	971	94	
Piped running water outside structure.....	155	645	58	107	197	30	2,970	261	1,069	107	56	345	572	143	72	540	55	
No piped running water.....	273	651	143	184	804	32	891	52	413	124	174	538	1,101	9	23	1,021	1	
Not reported.....	4	4	5	15	4	5	31	5	6	2	5	9	22	2	...	11	1	
<b>TOILET FACILITIES</b>																		
Flush toilet inside structure, exclusive use.....	69	124	48	101	77	717	6,266	235	674	165	44	97	283	85	95	644	158	
Flush toilet inside structure, shared.....	1	6	2	...	2	116	593	4	5	18	1	3	37	...	...	17	6	
Other toilet facilities (including privy).....	521	1,506	234	349	1,102	129	5,546	687	2,164	310	308	1,047	1,784	1,777	224	1,421	106	
No toilet.....	14	73	30	24	106	12	177	4	39	19	18	106	65	7	19	30	5	
Not reported.....	5	4	5	15	1	4	25	7	7	3	6	9	21	3	...	18	2	
<b>CONDITION AND PLUMBING FACILITIES</b>																		
Not dilapidated:																		
With priv. toilet and bath, and hot running water.....	59	55	25	48	54	495	2,550	163	467	61	19	53	73	30	34	380	64	
With private toilet and bath, and only cold water.....	3	11	7	22	7	106	1,184	50	108	51	10	27	80	29	43	120	8	
With running water, lacking private toilet or bath.....	95	173	53	64	125	148	3,321	247	615	121	73	151	215	47	113	542	33	
No running water.....	247	460	127	178	491	38	2,119	140	939	76	165	266	985	87	50	262	22	
Dilapidated:																		
With priv. toilet and bath, and hot running water.....	...	14	1	2	1	39	105	6	31	2	2	2	3	1	2	14	28	
Lacking hot water, private toilet or bath.....	194	977	88	133	583	118	3,059	254	693	191	90	720	773	75	82	681	72	
Condition or plumbing facilities not reported.....	12	23	18	42	27	34	269	77	36	13	18	43	61	3	14	131	50	
<b>NUMBER OF PERSONS</b>																		
1 person.....	57	261	12	66	123	54	1,462	66	138	93	65	59	315	14	44	110	57	
2 persons.....	99	498	35	147	339	148	3,155	153	378	148	116	166	586	35	66	283	111	
3 persons.....	103	266	39	88	237	213	2,962	176	504	82	52	180	350	57	53	322	33	
4 persons.....	96	216	45	65	176	146	1,646	160	499	73	44	165	273	49	45	374	33	
5 persons.....	82	156	50	47	125	182	1,422	136	383	30	31	172	189	34	40	322	17	
6 persons.....	45	88	25	32	90	78	723	88	329	35	23	151	152	28	38	252	14	
7 persons or more.....	128	228	113	44	198	157	1,237	158	658	54	46	369	325	55	52	467	12	
Median number of persons.....	4.0	2.9	5.1	2.9	3.3	4.0	3.1	4.0	4.4	2.7	2.6	4.9	3.1	4.1	3.6	4.4	2.2	
<b>PERSONS PER ROOM</b>																		
1.00 or less.....	158	1,128	107	341	875	607	8,636	489	1,066	360	228	392	1,385	104	181	790	219	
1.01 to 1.50.....	70	214	51	61	193	184	1,829	160	511	79	46	199	302	47	58	411	28	
1.51 or more.....	371	349	138	57	214	177	2,016	260	1,260	71	90	634	467	112	97	848	27	
Not reported.....	11	22	23	30	6	10	126	28	52	5	13	37	36	9	2	81	3	
Urban and rural-nonfarm dwelling units.....	184	1,361	198	367	848	970	12,467	809	2,550	430	354	804	1,607	257	292	1,883	275	
<b>CONTRACT MONTHLY RENT</b>																		
Renter-occupied units.....	79	668	114	122	388	416	7,266	237	807	146	132	328	761	133	90	455	92	
Less than \$10.....	13	335	20	31	216	8	457	56	49	25	26	74	200	20	20	37	7	
\$10 to \$14.....	7	186	32	37	37	32	1,212	53	121	34	39	96	247	35	29	110	14	
\$15 to \$19.....	2	41	13	6	8	33	1,108	29	106	32	8	24	96	16	7	61	12	
\$20 to \$29.....	1	19	7	4	27	99	2,395	14	130	18	4	11	45	15	4	63	37	
\$30 to \$39.....	2	...	3	7	3	99	1,011	13	35	3	...	2	6	1	1	28	8	
\$40 to \$49.....	...	...	3	...	1	54	299	5	24	1	...	4	1	3	...	9	2	
\$50 to \$74.....	1	4	...	1	2	40	98	5	17	...	1	...	...	...	...	6	...	
\$75 or more.....	...	1	...	...	3	8	32	...	8	...	1	...	1	1	...	1	...	
Rent free.....	49	69	22	17	87	36	583	56	299	28	45	96	140	38	28	114	7	
Not reported.....	4	13	14	19	4	7	71	6	18	5	9	20	25	4	1	26	5	
Median rent.....dollars.....	...	8.25	12.47	11.12	6.38	30.82	21.15	12.47	18.04	14.13	11.17	11.17	11.48	13.14	...	15.36	...	
<b>GROSS MONTHLY RENT</b>																		
Renter-occupied units.....	79	668	114	122	388	416	7,266	237	807	146	132	328	761	133	90	455	92	
Less than \$10.....	7	67	11	10	125	4	213	15	30	13	18	36	83	2	9	16	5	
\$10 to \$14.....	3	153	22	40	94	12	514	43	88	12	15	59	119	14	6	69	7	
\$15 to \$19.....	5	185	20	18	28	33	1,026	39	101	23	13	72	167	26	23	59	14	
\$20 to \$29.....	9	153	15	7	30	94	2,616	43	143	49	14	21	193	24	15	77	33	
\$30 to \$39.....	1	17	3	4	9	96	1,499	15	52	13	1	3	22	9	5	32	14	
\$40 to \$49.....	...	1	3	5	2	74	497	12	19	2	2	1	4	...	...	9	2	
\$50 to \$74.....	...	2	2	2	2	46	147	7	26	1	...	4	1	1	...	9	...	
\$75 or more.....	...	2	...	...	3	12	32	...	6	...	1	...	1	1	...	...	...	
Rent free or not reported.....	54	88	38	36	95	45	722	63	342	33	68	132	171	56	32	184	17	
Median rent.....dollars.....	...	16.39	15.75	13.63	10.64	33.29	25.08	18.22	20.26	20.97	14.17	14.71	17.28	18.83	...	18.78	...	
<b>VALUE OF ONE-DWELLING-UNIT STRUCTURES</b>																		
Owner-occupied units <sup>1</sup> .....	98	659	74	242	423	409	4,210	516	1,549	260	198	415	803	94	170	1,157	156	
Less than \$2,000.....	67	507	40	189	208	17	889	293	987	196	156	298	580	22	133	771	63	
\$2,000 to \$2,999.....	10	90	5	11	64	23	814	66	170	42	18	38	124	17	13	148	39	
\$3,000 to \$3,999.....	8	20	2	8	36	44	799	45	98	11	12	25	49	16	8	96	29	
\$4,000 to \$4,999.....	3	14	1	...	20	47	534	24	49	2	3	9	8	10	6	29	10	
\$5,000 to \$9,999.....	3	10	4	...	28	239	970	55	94	2	4	13	9	18	2	70	9	
\$10,000 or more.....	1	9	7	9	2	32	109	22	95	...	...	3	4	4	1	9	...	
Not reported.....	6	9	15	18	65	7	95	11	56	7	5	29	29	7	2	34	6	
Median value.....dollars.....	...	1,232	...	1,135	1,671	6,168	3,394	1,673	1,463	1,241	1,187	1,245	1,284	...	1,213	1,406	2,258	

<sup>1</sup> Restricted to 1-dwelling-unit properties.

Table 28a.—CHARACTERISTICS OF DWELLING UNITS OCCUPIED BY WHITE PERSONS WITH SPANISH SURNAME, OR BY NONWHITE PERSONS, FOR SELECTED COUNTIES: 1950—Con.

[Counties shown are those with 250 or more Spanish-surname households, or 250 or more nonwhite households. Median not shown where base is less than 100]

Subject	Lamar	Lamb	La Salle	Lavaca	Lee	Leon	Liberty	Limestone	Live Oak	Lubbock		McCulloch	McLennan		Madison	Marion	
	Non-white	Non-white	Spanish white	Non-white	Non-white	Non-white	Non-white	Non-white	Spanish white	Spanish white	Non-white	Spanish white	Spanish white	Non-white	Non-white	Non-white	
Total dwelling units.....	2,200	348	1,036	643	668	1,225	1,673	1,952	578	1,185	1,679	303	794	6,016	666	1,458	
<b>WATER SUPPLY</b>																	
Hot and cold piped running water inside structure.....	192	19	34	11	14	22	60	77	27	130	297	27	148	1,026	24	47	
Only cold piped running water inside structure.....	524	49	267	110	48	105	161	326	106	223	385	147	298	1,970	82	53	
Piped running water outside structure.....	598	142	555	113	115	62	306	555	145	725	748	82	209	1,478	36	62	
No piped running water.....	877	137	167	398	489	1,026	1,135	967	296	95	228	45	129	1,468	523	1,279	
Not reported.....	9	1	13	11	2	10	11	27	4	12	21	2	10	74	1	17	
<b>TOILET FACILITIES</b>																	
Flush toilet inside structure, exclusive use.....	486	19	92	34	16	28	84	151	32	138	384	76	240	2,116	50	52	
Flush toilet inside structure, shared.....	27	...	2	...	...	...	...	1	2	5	54	4	99	219	2	1	
Other toilet facilities (including privy).....	1,605	299	900	567	587	1,056	1,554	1,737	491	1,030	1,206	207	418	3,507	580	1,181	
No toilet.....	74	29	29	31	62	130	24	36	49	3	15	13	30	112	33	218	
Not reported.....	8	1	13	11	3	11	11	27	4	9	20	1	7	62	1	6	
<b>CONDITION AND PLUMBING FACILITIES</b>																	
Not dilapidated:																	
With priv. toilet and bath, and hot running water.....	161	17	30	9	5	15	43	61	19	110	220	21	110	848	20	37	
With private toilet and bath, and only cold water.....	89	1	46	21	3	4	24	50	7	8	24	11	47	548	8	2	
With running water, lacking private toilet or bath.....	302	35	155	63	36	67	110	154	77	184	302	114	114	705	46	48	
No running water.....	649	113	369	275	368	549	676	776	223	490	402	95	90	1,124	236	611	
Dilapidated:																	
With priv. toilet and bath, and hot running water.....	5	1	...	...	2	2	2	1	...	2	27	1	10	83	...	1	
Lacking hot water, private toilet or bath.....	927	178	404	253	224	567	773	761	225	368	653	53	400	2,530	327	728	
Condition or plumbing facilities not reported.....	67	3	32	22	30	21	45	149	27	23	51	8	23	178	29	31	
<b>NUMBER OF PERSONS</b>																	
1 person.....	341	69	80	104	108	149	233	287	26	44	265	14	42	815	86	180	
2 persons.....	654	88	143	197	164	323	492	562	55	127	513	33	97	1,806	167	361	
3 persons.....	388	42	157	105	106	221	274	300	67	185	297	40	116	1,067	119	278	
4 persons.....	287	42	170	65	67	166	232	237	100	191	232	59	120	800	75	177	
5 persons.....	180	34	121	61	63	101	142	148	58	155	140	37	128	535	67	137	
6 persons.....	142	22	111	38	50	91	93	121	69	132	73	35	82	325	50	96	
7 persons or more.....	238	52	254	73	110	174	207	297	203	351	159	85	209	668	102	229	
Median number of persons.....	2.8	2.9	4.3	2.7	3.1	3.1	3.1	2.9	5.2	4.8	2.7	4.6	4.7	2.9	3.2	3.2	
<b>PERSONS PER ROOM</b>																	
1.00 or less.....	1,502	153	372	433	458	797	1,111	1,297	152	282	885	104	285	4,074	423	952	
1.01 to 1.50.....	281	39	166	75	92	170	256	265	92	193	262	53	144	806	96	219	
1.51 or more.....	393	156	472	110	117	217	285	315	325	696	507	145	354	1,049	122	260	
Not reported.....	24	...	26	25	1	41	21	75	9	14	25	1	11	87	25	27	
Urban and rural-nonfarm dwelling units.....	1,646	242	910	445	277	432	1,380	1,343	291	841	1,471	248	698	5,612	295	707	
<b>CONTRACT MONTHLY RENT</b>																	
Renter-occupied units.....																	
Less than \$10.....	247	3	142	79	26	85	211	167	15	12	7	13	76	368	51	43	
\$10 to \$14.....	295	17	33	21	2	17	121	62	25	61	51	17	101	855	17	20	
\$15 to \$19.....	69	28	12	2	3	2	41	16	8	38	98	3	67	438	3	6	
\$20 to \$29.....	51	45	5	4	1	2	43	5	2	92	393	3	58	574	2	2	
\$30 to \$39.....	4	3	3	1	...	...	4	...	1	27	177	2	26	66	...	2	
\$40 to \$49.....	...	1	...	...	...	...	1	...	1	13	65	...	8	12	...	...	
\$50 to \$74.....	1	...	...	1	...	...	2	1	...	16	15	1	5	9	...	...	
\$75 or more.....	1	...	...	...	...	...	...	1	2	2	6	1	...	6	...	...	
Rent free.....	107	51	76	33	28	66	168	114	48	129	199	23	46	355	39	84	
Not reported.....	25	7	13	15	8	35	19	18	1	14	29	2	10	112	9	158	
Median rent.....dollars.....	10.97	19.57	6.37	6.34	...	5.74	9.52	7.04	11.90	21.57	24.13	...	14.18	14.15	6.66	7.99	
<b>GROSS MONTHLY RENT</b>																	
Renter-occupied units.....																	
Less than \$10.....	56	2	43	38	15	67	119	49	7	11	13	7	21	139	14	61	
\$10 to \$14.....	164	9	70	32	4	27	137	85	20	47	35	8	69	381	25	53	
\$15 to \$19.....	206	19	54	8	5	3	69	62	15	43	102	14	88	602	10	23	
\$20 to \$29.....	215	51	16	7	3	3	66	42	8	87	354	5	96	905	7	19	
\$30 to \$39.....	24	13	2	3	1	1	12	1	1	39	188	3	33	221	2	3	
\$40 to \$49.....	2	1	2	...	...	...	2	...	...	11	86	1	15	36	...	2	
\$50 to \$74.....	1	...	1	1	1	...	2	1	2	19	24	1	6	12	...	1	
\$75 or more.....	1	...	...	...	...	...	...	1	1	2	5	1	...	6	...	...	
Rent free or not reported.....	131	60	96	67	39	106	203	143	49	145	233	25	69	493	63	153	
Median rent.....dollars.....	17.28	22.63	13.14	10.52	...	7.04	12.58	13.71	14.50	22.74	26.08	...	18.70	19.78	12.50	11.39	
<b>VALUE OF ONE-DWELLING-UNIT STRUCTURES</b>																	
Owner-occupied units <sup>1</sup> .....																	
Less than \$2,000.....	622	57	451	194	146	143	499	700	138	196	160	125	81	1,026	95	215	
\$2,000 to \$2,999.....	74	14	50	25	22	22	79	68	9	46	54	19	44	483	21	43	
\$3,000 to \$3,999.....	30	6	21	18	7	8	56	28	4	32	54	7	32	330	14	19	
\$4,000 to \$4,999.....	18	...	8	2	3	3	34	10	2	7	12	2	19	183	2	5	
\$5,000 to \$9,999.....	13	2	4	6	11	2	23	9	3	19	18	7	30	171	7	10	
\$10,000 or more.....	1	1	2	1	...	...	8	87	...	8	9	1	8	88	...	1	
Not reported.....	26	3	44	20	17	32	21	33	10	11	23	6	13	208	23	74	
Median value.....dollars.....	1,169	...	1,138	1,218	1,244	1,195	1,351	1,238	1,080	1,521	1,869	1,238	2,541	2,187	1,413	1,313	

<sup>1</sup> Restricted to 1-dwelling-unit properties.

HOUSING—GENERAL CHARACTERISTICS

Table 28a.—CHARACTERISTICS OF DWELLING UNITS OCCUPIED BY WHITE PERSONS WITH SPANISH SURNAME, OR BY NONWHITE PERSONS, FOR SELECTED COUNTIES: 1950—Con.

[Counties shown are those with 250 or more Spanish-surname households, or 250 or more nonwhite households. Median not shown where base is less than 100]

Subject	Matagorda		Maverick		Medina		Midland		Milam		Mitchell		Montgomery		Morris		Nacogoches		Navarro		Newton		Nueces		Orange		
	Spanish white	Non-white	Spanish white	Spanish white	Spanish white	Non-white	Spanish white	Non-white	Spanish white	Non-white	Spanish white	Non-white	Non-white	Non-white	Non-white	Non-white	Non-white	Non-white	Non-white	Non-white	Spanish white	Non-white	Non-white	Spanish white	Non-white		
Total dwelling units.....	471	1,438	1,723	1,104	306	671	281	1,344	255	1,808	701	2,131	2,784	890	12,073	2,334	1,160										
<b>WATER SUPPLY</b>																											
Hot and cold piped running water inside structure.....	97	106	288	63	57	93	14	25	9	81	21	132	185	9	2,758	568	377										
Only cold piped running water inside structure.....	157	259	583	251	69	123	35	173	41	227	82	365	369	28	4,154	748	407										
Piped running water outside structure.....	143	417	595	457	139	371	46	235	38	376	33	389	655	29	4,783	925	298										
No piped running water.....	73	633	241	328	41	77	184	901	160	1,098	599	1,220	1,566	800	325	80	76										
Not reported.....	1	23	16	5	...	7	2	10	7	26	6	25	9	24	53	13	2										
<b>TOILET FACILITIES</b>																											
Flush toilet inside structure, exclusive use.....	159	200	375	106	56	94	22	56	14	81	29	278	224	9	3,816	806	636										
Flush toilet inside structure, shared.....	5	4	16	2	3	8	...	...	...	...	1	5	5	...	147	63	45										
Other toilet facilities (including privy).....	293	1,169	1,260	953	236	553	251	1,233	226	1,507	618	1,665	2,434	771	7,957	1,410	454										
No toilet.....	13	39	56	39	10	10	6	46	9	196	47	161	108	110	95	32	20										
Not reported.....	1	26	16	4	1	6	2	9	6	24	6	22	13	...	58	23	5										
<b>CONDITION AND PLUMBING FACILITIES</b>																											
Not dilapidated:																											
With priv. toilet and bath, and hot running water.....	86	84	239	60	42	71	10	14	6	60	16	90	129	5	2,264	438	332										
With private toilet and bath, and only cold water.....	34	40	72	38	1	5	5	24	3	7	5	42	27	1	612	92	45										
With running water, lacking private toilet or bath.....	106	152	339	153	37	115	23	121	25	112	58	250	270	22	2,118	329	302										
No running water.....	141	453	456	444	57	291	90	565	78	615	355	792	1,015	484	2,484	292	230										
Dilapidated:																											
With priv. toilet and bath, and hot running water.....	3	3	23	...	6	1	2	2	2	2	...	7	6	...	215	50	3										
Lacking hot water, private toilet or bath.....	96	634	558	376	157	176	136	591	132	940	246	880	1,293	348	4,145	1,053	216										
Condition or plumbing facilities not reported.....	5	72	36	33	6	12	15	27	9	72	21	70	44	30	235	80	32										
<b>NUMBER OF PERSONS</b>																											
1 person.....	30	273	129	42	19	120	13	256	11	315	63	221	470	96	656	333	130										
2 persons.....	76	405	236	149	35	230	38	365	22	548	143	500	815	199	1,561	712	311										
3 persons.....	82	275	311	167	46	103	41	202	33	315	117	374	444	153	1,997	474	221										
4 persons.....	85	169	248	163	54	80	30	126	32	219	121	315	325	118	1,987	357	182										
5 persons.....	63	105	233	143	42	47	35	118	38	144	81	243	233	85	1,790	189	109										
6 persons.....	44	80	156	131	31	29	32	89	32	86	48	166	168	69	1,356	128	95										
7 persons or more.....	91	131	410	309	79	62	92	188	87	181	128	312	329	176	2,726	141	112										
Median number of persons.....	4.1	2.6	4.2	4.7	4.5	2.4	5.0	2.8	5.3	2.6	3.7	3.4	2.7	3.5	4.4	2.8	3.1										
<b>PERSONS PER ROOM</b>																											
1.00 or less.....	181	994	729	339	78	390	108	918	62	1,307	389	1,349	1,913	580	4,260	1,648	757										
1.01 to 1.50.....	67	187	289	171	44	85	36	167	33	226	108	377	357	147	2,320	325	183										
1.51 or more.....	217	217	678	577	184	190	127	245	152	243	200	328	473	148	5,348	333	206										
Not reported.....	6	40	27	17	...	6	10	14	8	32	4	77	41	15	145	28	14										
Urban and rural-nonfarm dwelling units.....	415	1,088	1,590	939	288	644	146	856	145	1,529	417	1,616	2,003	425	11,436	2,307	1,145										
<b>CONTRACT MONTHLY RENT</b>																											
Renter-occupied units.....	172	461	621	288	111	399	53	372	74	859	233	916	902	226	5,720	1,770	733										
Less than \$10.....	16	139	147	81	12	6	20	153	14	256	136	310	350	165	288	61	38										
\$10 to \$14.....	42	149	131	55	11	29	6	91	6	147	34	323	242	19	931	298	58										
\$15 to \$19.....	27	32	62	13	13	48	2	7	2	50	7	94	90	...	748	272	67										
\$20 to \$29.....	18	12	56	10	27	222	2	2	...	44	10	45	24	...	1,541	677	304										
\$30 to \$39.....	11	4	36	5	15	52	1	1	...	7	1	2	1	1	660	254	171										
\$40 to \$49.....	4	4	18	3	6	15	...	...	...	1	3	...	...	...	268	62	6										
\$50 to \$74.....	3	3	15	...	4	3	...	...	...	2	5	...	4	10	88	25	5										
\$75 or more.....	...	1	2	...	3	...	...	...	...	...	...	...	1	8	...	29	1										
Rent free.....	43	91	140	99	17	21	18	99	47	218	27	87	142	35	1,057	114	74										
Not reported.....	8	26	14	22	3	3	4	18	2	129	18	50	33	6	110	39	9										
Median rent..... dollars.....	14.96	10.61	12.80	9.73	22.67	24.48	...	7.83	...	9.50	6.41	10.73	9.78	5.11	21.13	21.84	24.03										
<b>GROSS MONTHLY RENT</b>																											
Renter-occupied units.....	172	461	621	288	111	399	53	372	74	859	233	916	902	226	5,720	1,770	733										
Less than \$10.....	8	66	56	49	8	3	7	68	10	200	64	92	93	92	181	35	28										
\$10 to \$14.....	24	113	123	55	7	33	13	71	4	119	55	214	194	50	577	136	38										
\$15 to \$19.....	33	88	90	30	15	45	4	68	7	64	31	222	197	16	773	239	48										
\$20 to \$29.....	32	51	87	20	32	214	4	34	...	77	26	187	159	2	1,613	667	285										
\$30 to \$39.....	6	5	37	11	12	64	2	1	...	23	8	24	18	...	810	329	221										
\$40 to \$49.....	9	3	16	1	7	13	...	...	...	4	...	2	3	...	290	117	19										
\$50 to \$74.....	3	3	29	2	4	3	...	...	...	1	3	...	1	...	123	40	2										
\$75 or more.....	...	3	4	...	2	...	...	...	...	1	...	1	15	1	27	6	3										
Rent free or not reported.....	57	129	179	120	24	24	23	128	51	368	49	173	187	65	1,326	201	89										
Median rent..... dollars.....	18.36	13.92	16.83	12.68	23.47	24.01	...	13.30	...	11.41	12.05	15.98	16.29	8.25	23.09	25.22	27.26										
<b>VALUE OF ONE-DWELLING-UNIT STRUCTURES</b>																											
Owner-occupied units <sup>1</sup> .....	206	557	756	593	97	173	85	475	60	608	178	669	1,017	192	4,594	422	304										
Less than \$2,000.....	108	328	350	441	59	95	56																				

Table 28a.—CHARACTERISTICS OF DWELLING UNITS OCCUPIED BY WHITE PERSONS WITH SPANISH SURNAME, OR BY NONWHITE PERSONS, FOR SELECTED COUNTIES: 1950—Con.

[Counties shown are those with 250 or more Spanish-surname households, or 250 or more nonwhite households. Median not shown where base is less than 100]

Subject	Panola	Pecos	Polk	Potter		Pre-siddo	Red River	Reeves	Refugio		Rob-ertson	Rock-wall	Run-nels	Rusk	Sabine	San Aug-ustine	San Jacinto
	Non-white	Spanish white	Non-white	Spanish white	Non-white	Spanish white	Non-white	Spanish white	Spanish white	Non-white	Non-white	Non-white	Spanish white	Non-white	Non-white	Non-white	Non-white
Total dwelling units.....	1,478	730	1,248	371	1,211	1,136	1,365	961	510	321	2,128	385	253	3,101	527	707	961
<b>WATER SUPPLY</b>																	
Hot and cold piped running water inside structure.....	48	108	48	107	547	194	38	99	79	43	61	4	13	153	7	20	5
Only cold piped running water inside structure.....	83	225	125	134	388	368	123	59	244	93	209	35	61	320	21	70	29
Piped running water outside structure.....	136	209	259	114	215	194	218	397	135	131	579	54	126	286	179	31	16
No piped running water.....	1,190	187	802	12	39	375	977	400	50	48	1,250	285	51	2,326	316	583	898
Not reported.....	21	1	14	4	22	5	9	6	2	6	29	7	2	16	4	3	13
<b>TOILET FACILITIES</b>																	
Flush toilet inside structure, exclusive use.....	52	127	58	102	601	244	64	102	130	69	113	16	12	177	5	27	11
Flush toilet inside structure, shared.....	5	13	2	7	105	9	6	1	...	...	4	2	1	5	...	2	...
Other toilet facilities (including privy).....	1,261	569	997	255	471	806	1,219	848	363	231	1,927	358	231	2,775	434	623	753
No toilet.....	145	19	180	3	10	72	68	4	16	13	53	3	3	130	85	52	187
Not reported.....	15	2	11	4	24	5	8	6	1	8	31	6	6	14	3	3	10
<b>CONDITION AND PLUMBING FACILITIES</b>																	
Not dilapidated:																	
With priv. toilet and bath, and hot running water.....	33	86	23	75	417	154	30	83	63	34	42	2	6	105	4	15	5
With private toilet and bath, and only cold water.....	...	19	10	3	33	40	9	6	41	17	27	3	3	25	...	6	3
With running water, lacking private toilet or bath.....	61	158	90	87	282	196	78	39	131	39	129	17	36	221	16	61	15
No running water.....	666	213	563	55	170	214	446	423	84	50	888	121	62	1,341	318	352	411
Dilapidated:																	
With priv. toilet and bath, and hot running water.....	...	7	1	6	23	14	2	6	3	3	2	...	2	4	1	...	...
Lacking hot water, private toilet or bath.....	656	219	516	115	239	480	749	356	153	161	972	216	135	1,339	178	262	493
Condition or plumbing facilities not reported.....	62	28	45	30	47	38	51	48	35	17	68	26	9	66	10	11	34
<b>NUMBER OF PERSONS</b>																	
1 person.....	142	44	175	30	255	111	190	54	26	55	352	53	11	327	36	66	107
2 persons.....	303	94	348	44	445	183	376	197	74	81	560	101	31	752	119	161	298
3 persons.....	231	134	213	38	197	192	244	134	89	62	363	57	35	593	101	119	155
4 persons.....	185	112	130	69	128	181	149	159	70	42	231	34	23	428	83	88	95
5 persons.....	154	105	111	59	72	140	126	126	63	30	174	36	40	313	63	70	75
6 persons.....	149	84	71	40	46	106	96	93	54	26	129	28	39	228	43	55	77
7 persons or more.....	314	157	200	91	68	223	184	198	134	25	319	76	74	460	82	148	154
Median number of persons.....	3.8	5.2	3.0	4.6	2.3	4.0	3.0	4.1	4.4	2.9	2.9	3.2	5.2	3.3	3.6	3.6	3.0
<b>PERSONS PER ROOM</b>																	
1.00 or less.....	602	242	847	119	826	405	888	231	202	198	1,430	203	61	1,974	327	437	509
1.01 to 1.50.....	368	135	180	72	153	249	179	178	98	52	273	58	44	494	100	107	229
1.51 or more.....	491	344	190	170	189	467	260	539	207	63	366	116	146	549	92	145	197
Not reported.....	17	9	31	10	43	15	38	13	3	8	59	8	2	84	8	18	26
Urban and rural-nonfarm dwelling units.....	643	572	1,002	371	1,210	955	790	616	432	308	1,487	120	228	1,679	324	390	448
<b>CONTRACT MONTHLY RENT</b>																	
<b>Renter-occupied units.....</b>																	
Less than \$10.....	105	36	259	15	5	119	146	9	18	17	230	17	24	273	194	103	42
\$10 to \$14.....	64	51	43	30	19	62	78	14	33	26	100	4	12	135	30	54	6
\$15 to \$19.....	44	25	11	20	68	23	13	22	30	13	15	6	1	40	5	5	6
\$20 to \$29.....	52	19	12	25	34	14	3	113	19	13	3	4	...	17	2	4	1
\$30 to \$39.....	3	7	1	6	163	8	...	22	3	2	1	1	...	1	1	1	...
\$40 to \$49.....	2	2	2	3	29	...	1	4	2	2	...	...	...	...	...	...	1
\$50 to \$74.....	1	...	1	6	12	...	...	...	1	1	1	...	...	1	1	...	...
\$75 or more.....	...	...	2	2	3	1	...	...	...	...	...	...	...	...	...	...	...
Rent free.....	110	98	147	69	142	179	54	44	65	63	168	28	22	219	30	28	102
Not reported.....	31	5	41	4	25	5	17	2	5	6	29	4	1	48	17	8	18
Median rent.....dollars.....	11.88	12.83	5.89	16.63	25.49	9.04	7.75	23.01	14.83	13.35	7.11	...	...	8.05	5.51	7.61	6.17
<b>GROSS MONTHLY RENT</b>																	
<b>Renter-occupied units.....</b>																	
Less than \$10.....	82	17	187	8	13	45	42	8	8	8	61	11	8	130	35	56	35
\$10 to \$14.....	44	29	69	25	31	40	74	13	13	16	132	7	19	130	84	34	11
\$15 to \$19.....	45	39	17	24	52	32	69	23	29	18	93	6	9	83	80	50	7
\$20 to \$29.....	82	33	14	24	316	48	47	111	40	23	49	4	...	88	25	24	1
\$30 to \$39.....	14	12	1	11	160	17	5	21	9	3	2	3	2	16	2	1	1
\$40 to \$49.....	3	5	4	4	40	4	2	5	2	3	1	...	...	...	...	1	...
\$50 to \$74.....	1	...	1	5	16	3	...	...	1	...	2	...	...	2	1	...	...
\$75 or more.....	...	...	2	1	4	...	...	...	...	...	...	...	...	...	...	...	...
Rent free or not reported.....	141	108	224	78	175	222	73	49	74	72	207	33	23	285	53	36	121
Median rent.....dollars.....	15.56	17.26	7.39	18.25	25.94	15.98	14.75	22.97	19.70	17.69	13.63	...	...	13.13	14.17	13.54	7.36
<b>VALUE OF ONE-DWELLING-UNIT STRUCTURES</b>																	
<b>Owner-occupied units<sup>1</sup>.....</b>																	
Less than \$2,000.....	144	196	217	29	41	295	327	276	133	105	641	37	134	660	11	105	83
\$2,000 to \$2,999.....	26	38	66	17	63	34	55	48	26	11	100	7	6	79	1	25	20
\$3,000 to \$3,999.....	8	10	26	30	57	26	22	17	16	14	44	1	4	28	1	16	2
\$4,000 to \$4,999.....	5	14	8	12	58	13	5	2	5	3	10	3	2	8	...	8	2
\$5,000 to \$9,999.....	8	11	15	19	80	28	3	7	9	6	12	3	4	18	1	6	2
\$10,000 or more.....	2	...	5	...	8	5	3	...	2	1	13	...	...	5	...	2	1
Not reported.....	25	4	122	15	25	12	46	5	22	9	85	2	1	105	29	15	155
Median value.....dollars.....	1,290	1,322	1,503	3,200	3,818	1,309	1,219	1,218	1,386	1,283	1,229	...	1,069	1,159	...	1,493	1,275

<sup>1</sup> Restricted to 1-dwelling-unit properties.

HOUSING—GENERAL CHARACTERISTICS

Table 28a.—CHARACTERISTICS OF DWELLING UNITS OCCUPIED BY WHITE PERSONS WITH SPANISH SURNAME, OR BY NONWHITE PERSONS, FOR SELECTED COUNTIES: 1950—Con.

[Counties shown are those with 250 or more Spanish-surname households, or 250 or more nonwhite households. Median not shown where base is less than 100]

Subject	San Pa-	Shelby	Smith	Starr	Sutton	Tarrant		Taylor		Ter-	Titus	Tom Green		Travis		Trini-	Tyler	
	tricio					Spanish	Non-	Spanish	Non-	rell	Non-	Spanish	Non-	Spanish	Non-	ty		
	Spanish	Non-	Non-	Spanish	Spanish	Spanish	white	Spanish	white	Spanish	white	Spanish	white	Spanish	white	Non-	Non-	
	white	white	white	white	white	white	white	white	white	white	white	white	white	white	white	white	white	white
Total dwelling units.....	3,519	1,485	5,580	2,542	325	1,705	11,405	362	837	370	863	1,359	850	2,759	5,505	810	540	
<b>WATER SUPPLY</b>																		
Hot and cold piped running water inside structure.....	227	51	705	429	37	627	3,592	39	213	55	68	138	257	654	1,208	19	28	
Only cold piped running water inside structure.....	950	72	1,351	720	89	831	4,884	66	216	190	90	446	231	1,177	2,528	92	41	
Piped running water outside structure.....	1,771	77	715	310	176	178	2,149	150	304	94	244	661	306	619	1,084	88	91	
No piped running water.....	543	1,276	2,778	1,062	19	60	729	104	99	26	457	95	47	292	670	602	376	
Not reported.....	28	9	31	21	4	9	51	3	5	5	4	19	9	17	15	9	4	
<b>TOILET FACILITIES</b>																		
Flush toilet inside structure, exclusive use.....	258	54	1,595	483	51	857	6,591	44	294	65	68	216	361	1,223	3,076	34	41	
Flush toilet inside structure, shared.....	2	5	126	8	...	258	643	5	18	...	1	8	40	214	203	...	2	
Other toilet facilities (including privy).....	3,185	1,156	3,634	1,984	264	546	4,005	306	506	293	729	1,111	436	1,241	2,133	445	443	
No toilet.....	50	260	193	48	6	33	117	4	16	7	59	8	3	60	76	324	51	
Not reported.....	24	10	32	19	4	11	49	3	3	5	6	16	10	21	17	7	3	
<b>CONDITION AND PLUMBING FACILITIES</b>																		
Not dilapidated:																		
With priv. toilet and bath, and hot running water.....	145	31	587	383	26	471	3,026	21	146	37	54	110	219	522	1,057	15	21	
With private toilet and bath, and only cold water.....	53	5	243	71	10	204	1,369	1	30	13	5	53	69	290	921	6	6	
With running water, lacking private toilet or bath.....	656	40	849	568	62	496	2,246	41	108	133	71	279	139	507	897	62	19	
No running water.....	1,150	462	2,104	1,232	99	119	1,318	109	164	52	484	369	189	357	743	351	205	
Dilapidated:																		
With priv. toilet and bath, and hot running water.....	12	5	22	8	1	15	164	5	2	2	3	7	3	29	57	...	1	
Lacking hot water, private toilet or bath.....	1,431	912	1,611	236	112	355	3,047	161	313	127	222	490	207	980	1,709	359	271	
Condition or plumbing facilities not reported.....	72	30	164	44	15	45	235	24	53	6	24	51	24	74	121	17	17	
<b>NUMBER OF PERSONS</b>																		
1 person.....	156	187	586	134	22	101	1,463	24	155	38	108	86	129	100	644	148	71	
2 persons.....	394	354	1,541	381	48	259	3,777	47	260	71	248	188	272	313	1,545	248	150	
3 persons.....	512	241	1,041	414	54	292	2,228	98	166	52	168	218	150	445	1,070	152	84	
4 persons.....	552	190	811	431	40	273	1,526	61	98	51	102	231	109	429	755	84	58	
5 persons.....	519	162	532	338	44	273	974	50	79	54	78	205	68	391	544	66	48	
6 persons.....	413	103	376	264	45	190	617	38	32	31	53	152	45	290	347	35	34	
7 persons or more.....	973	248	693	580	72	355	820	84	47	73	106	279	77	791	600	77	95	
Median number of persons.....	4.8	3.3	3.1	4.3	4.5	4.2	2.7	4.4	2.5	3.9	2.9	4.3	2.7	4.7	3.0	2.6	3.1	
<b>PERSONS PER ROOM</b>																		
1.00 or less.....	728	927	3,792	1,003	89	726	8,123	94	555	150	549	441	593	994	3,819	595	343	
1.01 to 1.50.....	666	229	779	432	58	348	1,387	58	115	66	128	266	112	530	818	76	75	
1.51 or more.....	2,062	316	928	1,015	165	602	1,728	193	134	149	165	629	142	1,203	820	96	103	
Not reported.....	63	13	81	92	13	29	167	17	33	5	21	23	3	32	48	43	19	
<b>Urban and rural-nonfarm dwelling units.....</b>																		
2,894	858	3,997	2,008	315	1,698	11,317	359	830	302	679	1,296	839	2,570	5,196	636	412		
<b>CONTRACT MONTHLY RENT</b>																		
Renter-occupied units.....																		
1,175	510	2,105	388	79	828	6,084	176	549	126	212	471	421	1,380	2,536	284	231		
Less than \$10.....																		
214	299	287	44	17	51	176	44	25	19	97	83	24	195	210	149	129		
\$10 to \$14.....	266	68	489	28	23	140	638	19	97	25	61	71	281	516	24	37		
\$15 to \$19.....	74	6	398	40	9	129	961	15	122	17	16	59	83	242	523	4	3	
\$20 to \$29.....	28	7	466	44	7	174	2,188	10	177	9	3	42	126	280	676	3	12	
\$30 to \$39.....	8	4	77	28	2	91	1,041	3	40	2	...	15	46	105	278	3	...	
\$40 to \$49.....	2	1	14	32	1	50	317	6	6	1	1	5	10	42	40	...	1	
\$50 to \$74.....	2	2	9	22	1	39	90	2	2	3	...	9	4	28	25	2	...	
\$75 or more.....	...	...	3	1	...	16	19	2	1	...	...	2	...	8	5	...	...	
Rent free.....	503	103	291	120	13	115	539	67	71	50	22	92	48	182	230	58	43	
Not reported.....	78	20	71	29	6	23	115	8	8	...	12	20	9	17	33	41	6	
Median rent..... dollars.....	11.06	5.97	15.70	21.00	...	20.87	22.72	11.21	19.13	13.30	8.68	12.85	19.77	16.87	18.42	5.71	6.55	
<b>GROSS MONTHLY RENT</b>																		
Renter-occupied units.....																		
1,175	510	2,105	388	79	828	6,084	176	549	126	212	471	421	1,380	2,536	284	231		
Less than \$10.....																		
84	138	150	25	3	19	75	17	13	6	52	40	19	94	75	118	82		
\$10 to \$14.....	200	147	213	29	15	62	308	23	38	14	60	36	164	277	37	37		
\$15 to \$19.....	192	60	267	26	12	113	526	23	88	13	24	76	75	231	390	15	29	
\$20 to \$29.....	73	19	720	60	15	234	2,105	11	204	28	17	76	124	393	837	8	23	
\$30 to \$39.....	13	10	296	31	7	112	1,446	6	65	6	3	31	64	171	458	...	5	
\$40 to \$49.....	5	1	60	26	2	70	661	5	17	4	1	10	30	66	163	...	...	
\$50 to \$74.....	3	2	16	27	2	48	245	3	4	5	...	9	44	39	1	...	...	
\$75 or more.....	...	...	5	...	...	12	25	10	37	...	...	3	...	5	4	...	...	
Rent free or not reported.....	605	133	378	164	23	158	693	78	83	50	55	136	64	212	293	104	54	
Median rent..... dollars.....	14.53	11.22	22.52	25.13	...	25.03	28.09	16.46	23.32	22.28	11.71	16.70	22.57	21.81	23.66	7.13	10.38	
<b>VALUE OF ONE-DWELLING-UNIT STRUCTURES</b>																		
Owner-occupied units <sup>1</sup> .....																		
1,561	326	1,781	1,443	217	681	4,449	144	209	143	452	634	385	925	2,326	318	170		
Less than \$2,000.....																		
1,189	130	578	946	163	119	945	99	48	53	332	363	219	256	598	225	94		
\$2,000 to \$2,999.....	106	66	392	165	17	118	809	21	43	21	45	103	78	191	425	46	21	
\$3,000 to \$3,999.....	43	39	331	81	11	152	846	11	44	15	21	50	30	165	399	14	14	
\$4,000 to \$4,999.....	19	18	139	39	...	94	622	5	32	3	14	15	20	98	349	2	5	
\$5,000 to \$9,999.....	36	16	223	99	4	172	1,093	4	34	11	11	27	27	153	436	5	6	
\$10,000 or more.....	5	40	29	47	...	16	97	1	5	39	...	8	5	36	83	2	1	
Not reported.....	163	17	89	66	22	10	37	3	3	1	29	68	6	26	36	24	29	
Median value..... dollars.....	1,126	2,321	2,634	1,406	1,146	3,598	3,484	1,374	3,223	2,807	1,224	1,509	1,680	2,965	3,256	1,257	1,450	

<sup>1</sup> Restricted to 1-dwelling-unit properties.

Table 28a.—CHARACTERISTICS OF DWELLING UNITS OCCUPIED BY WHITE PERSONS WITH SPANISH SURNAME, OR BY NONWHITE PERSONS, FOR SELECTED COUNTIES: 1950—Con.

[Counties shown are those with 250 or more Spanish-surname households, or 250 or more nonwhite households. Median not shown where base is less than 100]

Subject	Upshur	Uvalde	Val Verde	Van Zandt	Victoria		Walker	Waller	Ward	Washington	Webb
	Non-white	Spanish white	Spanish white	Non-white	Spanish white	Non-white	Non-white	Non-white	Spanish white	Non-white	Spanish white
Total dwelling units.....	1,483	1,359	2,194	401	1,424	992	1,801	1,293	488	2,018	10,231
<b>WATER SUPPLY</b>											
Hot and cold piped running water inside structure.....	136	107	314	21	280	186	83	141	49	65	2,843
Only cold piped running water inside structure.....	169	435	720	55	403	249	165	206	111	293	3,611
Piped running water outside structure.....	118	675	1,040	94	290	255	144	149	106	265	3,299
No piped running water.....	1,046	137	105	230	442	301	1,402	778	214	1,382	436
Not reported.....	14	5	15	1	9	1	7	19	8	13	42
<b>TOILET FACILITIES</b>											
Flush toilet inside structure, exclusive use.....	145	149	356	19	491	305	124	193	57	140	3,381
Flush toilet inside structure, shared.....	1	4	9	2	30	15	4	1	...	...	121
Other toilet facilities (including privy).....	1,273	1,177	1,770	351	862	641	1,550	1,037	389	1,676	6,544
No toilet.....	54	24	42	15	33	29	115	45	29	190	136
Not reported.....	10	5	17	14	8	2	8	17	13	12	49
<b>CONDITION AND PLUMBING FACILITIES</b>											
Not dilapidated:											
With priv. toilet and bath, and hot running water.....	94	80	241	9	202	125	73	112	42	51	2,368
With private toilet and bath, and only cold water.....	15	28	56	5	77	39	15	31	8	44	488
With running water, lacking private toilet or bath.....	142	335	435	33	198	93	101	143	56	199	1,897
No running water.....	666	462	335	168	400	233	847	382	78	975	1,172
Dilapidated:											
With priv. toilet and bath, and hot running water.....	5	3	13	1	19	14	3	7	2	...	174
Lacking hot water, private toilet or bath.....	495	405	1,032	162	481	467	711	562	279	679	3,833
Condition or plumbing facilities not reported.....	66	46	82	23	47	21	51	56	23	70	299
<b>NUMBER OF PERSONS</b>											
1 person.....	155	80	173	67	53	192	270	195	17	393	775
2 persons.....	384	192	331	105	190	312	508	414	71	587	1,683
3 persons.....	285	232	357	43	232	191	299	207	83	322	1,682
4 persons.....	208	186	354	50	240	132	209	143	80	202	1,670
5 persons.....	135	193	289	39	205	68	156	111	59	153	1,407
6 persons.....	100	142	229	38	165	41	123	70	53	122	1,087
7 persons or more.....	216	334	461	59	339	56	236	153	125	239	1,927
Median number of persons.....	3.2	4.4	4.2	3.2	4.5	2.5	2.9	2.7	4.4	2.6	4.1
<b>PERSONS PER ROOM</b>											
1.00 or less.....	982	480	932	262	573	736	1,257	837	115	1,429	4,833
1.01 to 1.50.....	223	213	386	46	280	106	227	140	90	240	1,911
1.51 or more.....	241	653	855	85	552	140	265	245	260	319	3,327
Not reported.....	37	13	21	8	19	10	52	71	23	30	160
Urban and rural-nonfarm dwelling units.....	783	1,279	2,047	207	1,208	918	1,157	907	341	1,168	9,916
<b>CONTRACT MONTHLY RENT</b>											
Renter-occupied units.....											
Less than \$10.....	58	138	226	33	65	45	114	125	10	242	1,270
\$10 to \$14.....	38	82	184	18	93	114	125	58	13	38	744
\$15 to \$19.....	9	45	65	3	76	84	22	44	6	15	439
\$20 to \$29.....	12	15	23	2	86	58	16	39	32	5	558
\$30 to \$39.....	4	4	10	...	38	12	2	12	7	3	224
\$40 to \$49.....	5	4	5	...	12	6	1	3	1	1	71
\$50 to \$74.....	1	...	2	1	6	4	1	2	2	2	50
\$75 or more.....	...	4	...	...	5	3	9	1	...	2	10
Rent free.....	85	148	221	26	167	70	140	76	44	162	619
Not reported.....	13	11	9	9	14	5	41	25	7	54	72
Median rent..... dollars.....	10.22	9.99	10.36	...	16.64	14.74	10.74	10.97	20.98	5.86	12.28
<b>GROSS MONTHLY RENT</b>											
Renter-occupied units.....											
Less than \$10.....	26	70	52	5	29	24	55	98	6	145	701
\$10 to \$14.....	30	95	189	22	69	56	81	26	13	87	830
\$15 to \$19.....	31	61	145	16	63	95	62	31	11	41	596
\$20 to \$29.....	20	46	91	9	106	105	39	63	26	23	703
\$30 to \$39.....	8	5	18	1	64	24	6	35	10	2	271
\$40 to \$49.....	4	7	4	...	25	7	3	9	4	...	109
\$50 to \$74.....	2	4	5	...	11	6	1	4	...	3	63
\$75 or more.....	...	3	...	...	3	2	9	1	1	1	12
Rent free or not reported.....	104	160	241	39	192	82	215	118	51	222	772
Median rent..... dollars.....	15.23	13.47	14.88	...	21.38	18.68	14.01	16.03	20.95	9.84	15.44
<b>VALUE OF ONE-DWELLING-UNIT STRUCTURES</b>											
Owner-occupied units <sup>1</sup> .....											
Less than \$2,000.....	319	555	886	80	243	220	344	292	155	404	2,507
\$2,000 to \$2,999.....	71	69	93	11	84	66	79	62	12	47	681
\$3,000 to \$3,999.....	26	27	58	3	56	36	29	28	7	30	451
\$4,000 to \$4,999.....	13	15	22	...	27	25	16	12	9	14	220
\$5,000 to \$9,999.....	21	47	43	3	73	47	24	21	8	16	585
\$10,000 or more.....	9	4	12	...	11	13	2	3	5	6	241
Not reported.....	66	39	44	7	33	39	131	75	13	93	70
Median value..... dollars.....	1,389	1,206	1,207	1,162	1,998	1,800	1,386	1,381	1,214	1,230	1,819

<sup>1</sup> Restricted to 1-dwelling-unit properties.



## HOUSING—GENERAL CHARACTERISTICS

Table 28a.—CHARACTERISTICS OF DWELLING UNITS OCCUPIED BY WHITE PERSONS WITH SPANISH SURNAME, OR BY NONWHITE PERSONS, FOR SELECTED COUNTIES: 1950—Con.

[Counties shown are those with 250 or more Spanish-surname households, or 250 or more nonwhite households. Median not shown where base is less than 100]

Subject	Wharton		Wichita		Will-barger Non-white	Willacy Spanish white	Williamson		Wilson Spanish white	Wood Non-white	Zapata Spanish white	Zavala Spanish white
	Spanish white	Non-white	Spanish white	Non-white			Spanish white	Non-white				
Total dwelling units.....	836	2,252	329	1,714	506	2,698	634	1,586	982	794	867	1,461
WATER SUPPLY												
Hot and cold piped running water inside structure.....	136	76	55	576	70	232	22	87	37	115	42	81
Only cold piped running water inside structure.....	135	217	93	534	176	397	173	381	186	134	177	381
Piped running water outside structure.....	137	286	146	472	132	1,155	241	693	259	122	117	814
No piped running water.....	414	1,633	31	121	127	898	191	417	492	417	502	175
Not reported.....	14	40	4	11	1	16	7	8	8	6	29	10
TOILET FACILITIES												
Flush toilet inside structure, exclusive use.....	163	146	83	879	107	326	77	218	66	166	61	103
Flush toilet inside structure, shared.....	10	1	9	72	...	5	8	6	2	4	...	4
Other toilet facilities (including privy).....	618	1,987	236	718	390	2,230	516	1,297	890	518	741	1,301
No toilet.....	33	74	...	37	6	120	23	56	21	104	40	42
Not reported.....	12	44	1	8	3	17	10	9	3	2	25	11
CONDITION AND PLUMBING FACILITIES												
Not dilapidated:												
With priv. toilet and bath, and hot running water.....	112	52	34	460	58	201	15	60	27	89	34	46
With private toilet and bath, and only cold water.....	31	32	11	115	6	86	32	60	25	20	19	19
With running water, lacking private toilet or bath.....	96	149	33	276	107	232	107	190	115	81	155	218
No running water.....	309	1,092	27	174	134	1,064	204	349	485	263	573	315
Dilapidated:												
With priv. toilet and bath, and hot running water.....	2	1	8	33	3	9	2	7	4	7	...	10
Lacking hot water, private toilet or bath.....	242	803	207	622	185	1,049	251	875	302	306	41	813
Condition or plumbing facilities not reported.....	44	123	9	34	13	57	23	45	24	28	45	40
NUMBER OF PERSONS												
1 person.....	39	426	26	275	83	191	29	240	49	96	53	94
2 persons.....	85	648	44	597	149	404	65	442	118	233	160	200
3 persons.....	121	356	51	316	96	423	85	265	163	127	136	203
4 persons.....	104	246	43	211	54	387	68	199	146	106	147	201
5 persons.....	127	186	44	130	43	355	76	134	125	65	112	195
6 persons.....	95	132	32	78	27	269	81	98	114	65	96	166
7 persons or more.....	265	258	89	107	54	669	230	208	267	102	163	402
Median number of persons.....	5.0	2.6	4.5	2.5	2.7	4.4	5.4	2.9	4.6	3.0	4.1	4.7
PERSONS PER ROOM												
1.00 or less.....	235	1,453	111	1,214	296	684	203	1,042	322	562	331	410
1.01 to 1.50.....	163	276	64	231	69	344	123	243	187	110	146	231
1.51 or more.....	411	429	150	252	136	1,624	301	290	444	106	323	801
Not reported.....	27	94	4	17	5	46	7	11	29	16	67	19
Urban and rural-nonfarm dwelling units.....	589	1,575	324	1,704	381	2,517	466	1,298	736	537	586	1,270
CONTRACT MONTHLY RENT												
Renter-occupied units.....	394	793	133	895	278	1,462	218	490	294	200	159	276
Less than \$10.....	142	217	24	29	61	195	70	139	122	53	50	109
\$10 to \$14.....	103	182	18	121	99	178	51	161	53	57	14	54
\$15 to \$19.....	24	77	24	138	38	96	22	48	14	11	9	6
\$20 to \$29.....	15	23	10	311	17	64	11	6	11	12	7	11
\$30 to \$39.....	8	5	7	76	3	4	2	1	2	11	3	5
\$40 to \$49.....	3	4	1	12	1	6	...	1	2	2	1	...
\$50 to \$74.....	1	2	9	6	2	6	1	9	...	...	...	2
\$75 or more.....	...	1	...	3	...	2	...	2	...	1	...	1
Rent free.....	81	240	39	185	49	889	57	114	71	47	61	80
Not reported.....	17	42	1	14	8	22	4	9	19	6	14	8
Median rent.....dollars.....	9.79	10.56	15.44	20.92	12.00	11.76	10.33	10.88	7.86	11.30	7.90	8.12
GROSS MONTHLY RENT												
Renter-occupied units.....	394	793	133	895	278	1,462	218	490	294	200	159	276
Less than \$10.....	35	84	13	27	12	128	37	41	74	10	16	64
\$10 to \$14.....	103	166	12	83	67	186	40	91	61	37	27	77
\$15 to \$19.....	101	133	22	104	81	118	29	122	30	46	17	18
\$20 to \$29.....	39	91	26	277	40	88	39	92	24	33	13	13
\$30 to \$39.....	7	11	14	144	7	14	8	4	5	10	6	8
\$40 to \$49.....	9	2	5	34	1	6	1	2	...	5	2	4
\$50 to \$74.....	3	4	6	16	3	4	1	7	4	2	1	1
\$75 or more.....	...	1	1	3	...	3	...	4	...	...	...	2
Rent free or not reported.....	97	301	34	207	67	915	63	127	96	57	77	89
Median rent.....dollars.....	15.02	14.38	20.24	23.46	16.14	13.41	14.59	16.53	11.55	17.16	14.13	11.42
VALUE OF ONE-DWELLING-UNIT STRUCTURES												
Owner-occupied units <sup>1</sup> .....	173	728	149	715	92	837	215	744	419	328	396	929
Less than \$2,000.....	88	491	116	374	33	550	121	542	308	215	264	811
\$2,000 to \$2,999.....	18	59	15	163	23	95	42	87	26	42	53	45
\$3,000 to \$3,999.....	13	22	3	97	14	49	15	48	22	27	18	14
\$4,000 to \$4,999.....	9	6	3	37	7	27	8	16	2	3	16	1
\$5,000 to \$9,999.....	9	23	8	27	7	55	9	23	9	11	24	12
\$10,000 or more.....	4	7	4	7	1	18	1	3	21	7	9	10
Not reported.....	32	120	...	10	7	43	19	25	31	23	12	36
Median value.....dollars.....	1,552	1,188	1,234	1,835	...	1,394	1,570	1,276	1,210	1,369	1,404	1,051

<sup>1</sup> Restricted to 1-dwelling-unit properties.

Table 29.—OCCUPANCY CHARACTERISTICS, TYPE OF STRUCTURE, NUMBER OF ROOMS, CONDITION AND PLUMBING FACILITIES, AND NUMBER OF PERSONS IN RURAL-NONFARM DWELLING UNITS, FOR COUNTIES: 1950

[Percent not shown where less than 0.1; median and percent not shown where base is less than 100]

Subject	Anderson	Andrews	Angelina	Arañas	Arch-er	Arm-strong	Atas-cosa	Aus-tin	Bailey	Ban-dera	Bas-trop	Baylor	Bee	Bell	Bexar	Blan-co	Bor-den	
Total dwelling units	2,669	420	3,953	1,508	1,584	348	2,408	2,350	1,147	1,115	1,448	403	1,295	4,290	9,674	675	89	
OCCUPANCY, TENURE, AND RACE																		
Occupied dwelling units	2,377	390	3,599	1,052	1,474	326	2,201	2,248	1,025	870	1,047	147	1,166	3,996	8,701	603	77	
Owner occupied	1,460	69	1,727	685	725	225	1,449	1,361	550	491	457	92	639	1,405	5,171	375	29	
Percent of total occupied	61.4	17.7	48.0	65.1	49.2	69.0	65.8	60.5	53.7	56.4	43.6	62.6	54.8	35.2	59.4	62.2	...	
White	1,321	69	1,706	673	724	224	1,446	1,067	529	491	245	92	627	1,322	5,062	373	29	
Negro	138	...	21	12	1	1	3	294	21	...	21.2	...	12	83	108	2	...	
Other races	1	...	...	...	...	...	...	...	...	...	...	...	...	...	1	...	...	
Renter occupied	917	321	1,872	367	749	101	752	887	475	379	590	55	527	2,591	3,530	228	48	
White	735	320	1,499	349	744	97	745	712	462	378	443	54	512	2,452	3,471	227	43	
Negro	182	1	373	18	4	3	7	175	13	1	147	1	15	138	56	1	5	
Other races	...	...	...	...	1	1	...	...	...	...	...	...	...	...	3	...	...	
Nonresident dwelling units	2	...	3	46	...	1	2	...	...	2	5	...	...	4	11	...	...	
Vacant dwelling units	290	30	351	410	110	21	205	102	122	243	396	256	129	290	962	72	12	
Nonseasonal not dilapidated, for rent or sale	19	8	58	49	4	2	27	25	58	27	87	1	13	35	407	19	...	
Percent of total dwelling units	0.7	1.9	1.5	3.2	0.3	0.6	1.1	1.1	5.1	2.4	6.0	0.2	1.0	0.8	4.2	2.8	...	
For rent	14	6	54	45	3	2	24	20	53	27	84	...	11	30	350	17	...	
For sale only	5	2	4	4	1	...	3	5	5	...	3	1	2	5	37	2	...	
Nonseasonal not dilapidated, not for rent or sale	69	16	122	50	38	17	60	23	13	58	104	4	43	102	221	25	9	
Nonseasonal dilapidated	151	6	153	17	27	...	68	31	22	6	126	2	32	43	221	13	3	
Seasonal	51	...	18	294	41	2	50	23	29	152	79	249	41	110	113	15	...	
TYPE OF STRUCTURE																		
1 dwelling unit, detached	2,546	359	3,686	1,292	1,383	273	2,169	1,950	983	1,042	1,189	391	1,205	2,496	7,964	624	80	
Other dwelling units	113	46	253	143	184	62	191	377	158	64	257	9	75	1,734	1,325	47	2	
Trailers	10	15	14	73	17	13	48	23	6	9	2	3	15	60	385	4	7	
NUMBER OF ROOMS																		
1 room	59	11	95	179	56	20	223	63	60	86	60	99	89	117	571	26	7	
2 rooms	275	27	356	287	161	27	521	213	183	185	205	122	234	529	1,481	80	17	
3 rooms	488	47	659	365	322	41	472	391	241	245	396	70	241	755	2,046	118	19	
4 rooms	812	198	1,295	263	498	80	528	486	385	305	410	48	300	966	2,307	191	23	
5 rooms	582	113	808	203	303	71	323	583	148	152	211	32	217	832	1,664	144	6	
6 rooms	233	19	472	88	136	67	153	339	80	56	88	14	109	747	868	67	1	
7 rooms	73	1	119	23	46	20	31	128	20	32	25	7	38	83	394	17	4	
8 rooms	17	...	35	8	14	11	15	59	7	11	12	...	20	37	94	10	...	
9 rooms or more	18	...	20	15	6	6	18	47	1	3	6	...	11	30	71	11	...	
Not reported	112	4	94	77	42	5	124	41	22	40	35	7	36	194	178	11	12	
CONDITION AND PLUMBING FACILITIES																		
Total dwelling units	2,669	420	3,953	1,508	1,584	348	2,408	2,350	1,147	1,115	1,448	403	1,295	4,290	9,674	675	89	
Not dilapidated:																		
With priv. toilet and bath, and hot running water	928	368	766	944	643	220	681	1,007	730	580	302	43	427	2,084	5,083	305	11	
With private toilet and bath, and only cold water	172	4	126	74	48	5	142	203	1	66	41	15	87	207	646	104	2	
With running water, lacking private toilet or bath	285	8	991	137	422	79	418	366	140	125	107	131	222	618	1,147	82	11	
No running water	575	3	1,237	87	184	20	551	288	143	120	479	176	242	599	1,074	38	23	
Dilapidated:																		
With priv. toilet and bath, and hot running water	25	21	11	22	45	...	14	15	11	2	...	10	27	132	6	3		
Lacking hot water, private toilet or bath	576	11	683	182	210	11	474	415	110	60	455	18	250	455	1,279	110	35	
Condition or plumbing facilities not reported	108	5	139	62	32	13	128	56	12	162	63	20	57	300	313	30	4	
Renter-occupied dwelling units	917	321	1,872	367	749	101	752	887	475	379	590	55	527	2,591	3,530	228	48	
Not dilapidated:																		
With priv. toilet and bath, and hot running water	212	303	331	235	306	37	222	372	299	215	175	14	205	1,516	1,763	78	5	
With private toilet and bath, and only cold water	46	1	41	21	20	1	33	65	...	22	28	1	44	79	214	39	2	
With running water, lacking private toilet or bath	108	1	609	20	222	38	118	145	69	47	37	9	73	289	399	32	6	
No running water	230	1	478	15	71	10	148	95	49	45	142	28	58	290	357	11	8	
Dilapidated:																		
With priv. toilet and bath, and hot running water	8	10	4	8	22	...	5	5	6	...	1	...	8	18	55	3	3	
Lacking hot water, private toilet or bath	274	2	331	65	93	8	185	186	47	41	180	1	104	263	616	54	24	
Condition or plumbing facilities not reported	39	3	78	3	15	7	41	19	5	9	27	2	35	136	126	11	...	
NUMBER OF PERSONS																		
Total occupied dwelling units	2,377	390	3,599	1,052	1,474	326	2,201	2,248	1,025	870	1,047	147	1,166	3,996	8,701	603	77	
1 person	227	9	281	125	124	53	175	323	82	147	134	18	98	329	668	75	9	
2 persons	671	106	935	361	420	116	506	778	274	282	241	47	262	1,074	2,416	203	23	
3 persons	549	99	785	187	358	57	451	482	230	170	216	27	288	952	1,810	130	17	
4 persons	460	106	698	170	306	54	358	339	206	129	156	28	193	819	1,648	97	10	
5 persons	233	48	400	103	140	28	247	164	116	71	130	13	146	423	953	57	3	
6 persons	108	14	235	45	71	10	157	85	61	41	63	8	85	197	540	12	6	
7 persons	62	6	131	26	30	4	107	35	32	19	39	2	52	108	273	14	2	
8 persons	33	2	62	15	11	1	73	20	12	6	34	2	32	41	168	4	4	
9 persons	23	...	37	13	10	2	56	10	8	2	15	1	11	28	99	3	...	
10 persons or more	11	...	35	7	4	1	71	12	4	3	19	1	29	25	126	8	3	
Median number of persons:																		
Total occupied dwelling units	3.0	3.3	3.2	2.7	3.0	2.4	3.4	2.5	3.2	2.5	3.2	2.8	3.4	3.1	3.2	2.7	...	
Owner-occupied dwelling units	3.0	...	3.1	2.7	2.8	2.4	3.4	2.4	3.1	2.5	2.8	...	3.3	2.5	3.1	2.6	...	
Renter-occupied dwelling units	3.1	3.3	3.3	2.8	3.3	2.9	3.4	2.8	3.3	2.7	3.5	...	3.5	3.4	3.3	2.9	...	
PERSONS PER ROOM																		
Total occupied dwelling units	2,377	390	3,599	1,052	1,474	326	2,201	2,248	1,025	870	1,047	147	1,166	3,996	8,701	603	77	
0.75 or less	1,262	185	1,759	449	756	208	559	1,447	450	472	478	82	479	1,894	3,810	356	27	
0.76 to 1.00	557	123	855	259	368	74	448	464	255	190	226	20	244	943	2,122	125	18	
1.01 to 1.50	277	50	528	128	195	21	375	180	164	84	134	19	175	667	1,118	49	6	
1.51 or more	218	28	383	202	123	18	737	123	134	104	193	21	240	357	1,486	64	22	
Not reported	63	4	74	14	32	5	82	34	22	20	16	5	28	135	165	9	4	

HOUSING—GENERAL CHARACTERISTICS

Table 29.—OCCUPANCY CHARACTERISTICS, TYPE OF STRUCTURE, NUMBER OF ROOMS, CONDITION AND PLUMBING FACILITIES, AND NUMBER OF PERSONS IN RURAL-NONFARM DWELLING UNITS, FOR COUNTIES: 1950—Con.

[Percent not shown where less than 0.1; median and percent not shown where base is less than 100]

Subject	Bosque	Bowie	Brazoria	Brazos	Brewster	Briscoe	Brooks	Brown	Burleson	Burnet	Caldwell	Calhoun	Callahan	Cameron	Camp	Carson	Cass
Total dwelling units.....	2,487	5,944	7,106	1,850	438	564	193	1,426	2,327	2,124	1,088	906	1,805	7,285	425	1,732	3,594
OCCUPANCY, TENURE, AND RACE																	
Occupied dwelling units.....	2,316	5,488	6,415	1,603	403	538	181	1,116	2,049	1,944	918	648	1,689	6,263	385	1,525	3,179
Owner occupied.....	1,546	3,107	3,462	1,007	189	361	80	774	1,356	1,141	569	344	1,110	2,956	212	698	1,660
Percent of total occupied.....	66.8	56.6	54.0	62.8	46.9	67.1	44.2	69.4	66.2	58.7	62.0	53.1	65.7	47.2	55.1	45.8	52.2
White.....	1,477	2,451	2,984	571	188	357	80	774	874	1,098	470	344	1,110	2,953	138	698	1,323
Negro.....	69	654	478	436	1	4	...	...	482	43	99	...	...	3	74	...	337
Other races.....	...	2	...	...	...	...	...	...	...	...	...	...	...	...	...	...	...
Renter occupied.....	770	2,381	2,953	596	214	177	101	342	693	803	349	304	579	3,307	173	827	1,519
White.....	755	1,873	2,376	411	214	175	101	342	459	786	309	299	577	3,295	119	823	1,156
Negro.....	15	507	377	185	...	2	...	...	234	17	40	4	2	8	54	3	363
Other races.....	...	1	...	...	...	...	...	...	...	...	1	...	4	4	...	1	...
Nonrenter dwelling units.....	6	17	10	2	3	1	...	9	12	1	1	15	4	24	...	5	...
Vacant dwelling units.....	165	439	681	245	32	25	12	301	266	179	169	243	112	998	40	202	415
Nonseasonal not dilapidated, for rent or sale.....	47	74	170	31	3	8	3	28	36	32	16	14	45	120	4	75	54
Percent of total dwelling units.....	1.9	1.2	2.4	1.7	0.7	1.4	1.6	2.0	1.5	1.5	1.5	0.8	1.6	0.9	4.3	1.5	1.5
For rent.....	45	64	158	14	3	6	1	19	35	24	13	13	39	89	4	64	53
For sale only.....	2	10	12	17	...	2	2	9	1	8	3	1	6	31	...	11	1
Nonseasonal not dilapidated, not for rent or sale.....	65	121	192	84	10	10	...	44	37	45	61	43	42	241	20	102	97
Nonseasonal dilapidated.....	45	217	114	58	9	4	7	70	107	37	57	15	16	218	14	12	209
Seasonal.....	8	27	205	72	10	3	2	159	86	65	35	171	9	419	2	13	55
TYPE OF STRUCTURE																	
1 dwelling unit, detached.....	2,106	5,328	5,981	1,664	359	478	175	1,365	2,176	1,719	1,052	784	1,615	6,295	402	1,246	3,270
Other dwelling units.....	364	588	966	168	60	84	11	57	147	343	33	70	176	776	22	477	320
Trailers.....	17	28	159	18	19	2	7	4	4	62	3	52	14	214	1	9	4
NUMBER OF ROOMS																	
1 room.....	80	134	606	50	80	30	19	58	58	180	16	90	55	1,733	6	52	52
2 rooms.....	229	775	1,077	208	82	80	31	148	304	323	116	174	166	1,728	53	109	381
3 rooms.....	382	1,217	1,341	403	73	105	40	304	438	360	184	169	326	1,248	93	393	905
4 rooms.....	599	1,912	1,846	590	73	159	37	455	574	500	283	159	505	1,032	118	543	1,082
5 rooms.....	631	1,144	1,230	359	52	96	44	284	440	429	265	154	381	707	92	320	635
6 rooms.....	334	478	611	149	25	59	9	110	275	198	133	69	206	362	33	176	346
7 rooms.....	109	129	124	34	8	18	5	30	111	52	53	19	67	124	12	49	95
8 rooms.....	27	45	58	10	6	4	...	2	40	14	13	9	27	41	4	28	19
9 rooms or more.....	34	23	35	4	9	3	3	12	39	16	13	2	15	39	1	19	12
Not reported.....	62	87	178	43	30	10	5	23	48	52	12	61	57	271	13	43	67
CONDITION AND PLUMBING FACILITIES																	
Total dwelling units.....	2,487	5,944	7,106	1,850	438	564	193	1,426	2,327	2,124	1,088	906	1,805	7,285	425	1,732	3,594
Not dilapidated:																	
With priv. toilet and bath, and hot running water.....	1,314	2,055	3,562	444	115	335	91	540	600	829	314	448	924	1,893	74	1,379	1,009
With private toilet and bath, and only cold water.....	219	120	386	75	12	12	5	137	162	244	117	37	115	302	6	26	57
With running water, lacking private toilet or bath.....	472	521	1,133	225	66	121	13	312	264	375	146	136	369	659	42	181	418
No running water.....	132	1,442	861	675	55	56	14	153	765	231	220	90	168	1,970	183	28	1,179
Dilapidated:																	
With priv. toilet and bath, and hot running water.....	34	41	72	7	22	4	2	14	11	14	6	12	11	65	2	5	11
Lacking hot water, private toilet or bath.....	224	1,599	783	386	135	26	53	237	429	364	229	115	145	2,484	95	60	847
Condition or plumbing facilities not reported.....	92	156	309	41	33	10	15	33	96	67	56	68	73	312	23	51	73
Renter-occupied dwelling units.....	770	2,381	2,953	596	214	177	101	342	693	803	349	304	579	3,307	173	827	1,519
Not dilapidated:																	
With priv. toilet and bath, and hot running water.....	360	733	1,518	171	41	80	65	114	150	312	94	127	250	657	21	642	326
With private toilet and bath, and only cold water.....	45	42	168	23	8	1	1	23	44	83	33	12	37	103	...	9	26
With running water, lacking private toilet or bath.....	181	186	492	64	23	53	4	82	76	151	49	48	140	213	12	101	186
No running water.....	48	573	268	159	31	24	4	37	224	78	56	37	77	665	78	15	490
Dilapidated:																	
With priv. toilet and bath, and hot running water.....	14	21	33	3	18	2	...	8	2	10	...	8	6	34	1	1	6
Lacking hot water, private toilet or bath.....	94	765	356	157	85	13	23	68	167	146	91	59	52	1,543	51	43	454
Condition or plumbing facilities not reported.....	28	61	118	19	8	4	4	10	30	23	26	13	17	92	10	16	31
NUMBER OF PERSONS																	
Total occupied dwelling units.....	2,316	5,488	6,415	1,603	403	538	181	1,116	2,049	1,944	918	648	1,689	6,263	385	1,525	3,179
1 person.....	380	492	544	170	61	68	8	156	407	232	105	82	251	516	38	129	317
2 persons.....	838	1,451	1,655	455	102	170	31	418	631	573	279	167	612	1,395	109	400	859
3 persons.....	472	1,301	1,438	333	76	129	52	204	361	401	176	137	336	1,039	103	388	700
4 persons.....	348	1,011	1,285	239	66	90	32	182	276	338	130	114	232	986	59	287	589
5 persons.....	138	578	732	164	41	42	25	77	157	174	87	64	119	774	22	176	336
6 persons.....	72	286	373	103	25	23	16	38	90	114	45	29	83	520	20	84	172
7 persons.....	38	186	191	54	17	13	10	23	44	54	32	24	27	393	14	40	102
8 persons.....	18	81	94	35	5	2	3	8	39	27	20	12	15	234	11	10	46
9 persons.....	5	47	60	13	4	1	3	7	19	18	16	7	9	163	8	7	26
10 persons or more.....	7	55	43	37	6	...	1	3	25	13	28	12	5	243	1	4	32
Median number of persons:																	
Total occupied dwelling units.....	2.4	3.1	3.2	3.0	3.0	2.7	3.5	2.5	2.5	2.9	2.9	3.0	2.5	3.7	2.9	3.1	3.1
Owner-occupied dwelling units.....	2.4	3.1	3.2	3.1	3.3	2.8	...	2.3	2.5	2.8	2.8	3.1	2.3	3.5	2.6	2.9	2.9
Renter-occupied dwelling units.....	2.6	3.2	3.2	2.9	2.8	2.7	3.4	3.0	2.4	3.1	3.2	3.0	2.9	3.8	3.2	3.3	3.3
PERSONS PER ROOM																	
Total occupied dwelling units.....	2,316	5,488	6,415	1,603	403	538	181	1,116	2,049	1,944	918	648	1,689	6,263	385	1,525	3,179
0.75 or less.....	1,541	2,633	2,585	792	141	294	61	702	899	914	528	241	1,067	1,555	193	777	1,544
0.76 to 1.00.....	426	1,430	1,618	391	86	121	55	220	389	450	144	179	310	1,134	83	411	811
1.01 to 1.50.....	175	721	958	209	50	58	17	98	416	238	100	84	141	681	47	200	409
1.51 or more.....	137	632	919	171	108	55	46	81	311	297	137	121	130	2,743	52	105	370
Not reported.....	37	72	135	40	18	10	2	15	34	4							

Table 29.—OCCUPANCY CHARACTERISTICS, TYPE OF STRUCTURE, NUMBER OF ROOMS, CONDITION AND PLUMBING FACILITIES, AND NUMBER OF PERSONS IN RURAL-NONFARM DWELLING UNITS, FOR COUNTIES: 1950—Con.

[Percent not shown where less than 0.1; median and percent not shown where base is less than 100]

Subject	Cas-tro	Cham-bers	Chero-kee	Chil-dress	Clay	Coch-ran	Coke	Cole-man	Collin	Col-ings-worth	Colo-rado	Comal	Co-manche	Concho	Cooke	Cory-ell	Cot-tle	
Total dwelling units	616	2,255	2,839	513	931	1,099	787	1,409	5,298	365	2,044	510	1,549	947	1,142	1,887	115	
OCCUPANCY, TENURE, AND RACE																		
Occupied dwelling units	558	1,954	2,525	403	835	1,008	742	1,244	4,773	309	1,860	401	1,423	875	970	1,680	98	
Owner occupied	377	1,245	1,342	129	502	533	426	731	2,875	145	1,131	174	958	572	522	937	33	
Percent of total occupied	67.6	63.7	53.1	32.0	60.1	52.9	57.4	58.8	60.2	46.9	60.8	43.4	67.3	65.4	53.8	55.8	33.7	
White	377	970	1,098	129	502	514	425	723	2,652	145	775	171	957	572	521	937	32	
Negro	...	270	242	...	...	19	1	7	222	...	356	3	1	...	1	...	1	
Other races	...	5	2	...	...	...	...	1	1	...	...	...	...	...	...	...	...	
Renter occupied	181	709	1,183	274	333	475	316	513	1,898	164	729	227	465	303	448	743	65	
White	180	597	900	255	331	458	316	503	1,721	152	531	222	465	303	444	730	65	
Negro	1	111	202	19	2	17	...	10	172	12	198	5	...	...	...	13	...	
Other races	...	1	1	...	...	...	...	5	...	...	...	...	...	...	...	...	...	
Nonresident dwelling units	...	4	2	2	2	2	...	...	10	...	...	1	4	4	...	7	...	
Vacant dwelling units	58	297	312	108	94	89	45	165	515	56	184	108	122	68	172	200	17	
Nonseasonal not dilapidated, for rent or sale	21	25	28	50	7	46	6	13	107	2	27	8	39	18	120	64	...	
Percent of total dwelling units	3.4	1.1	1.0	9.7	0.8	4.2	0.8	0.9	2.0	0.5	1.3	1.6	2.5	1.9	10.5	3.4	...	
For rent	17	22	27	50	6	39	5	10	96	1	24	8	29	16	119	43	...	
For sale only	4	3	1	...	1	7	1	3	11	1	3	...	10	2	1	21	...	
Nonseasonal not dilapidated, not for rent or sale	17	101	106	24	23	18	20	48	85	9	80	17	40	29	23	48	3	
Nonseasonal dilapidated	4	49	166	14	26	11	11	79	101	8	66	7	22	11	23	62	...	
Seasonal	16	122	12	20	38	14	8	25	222	37	11	76	21	10	6	26	14	
TYPE OF STRUCTURE																		
1 dwelling unit, detached	481	2,097	2,552	307	854	949	679	1,277	4,485	331	1,878	463	1,362	903	944	1,543	110	
Other dwelling units	126	125	280	204	61	127	89	128	766	34	144	45	180	40	195	272	5	
Trailers	9	33	7	2	6	23	19	4	47	...	22	2	7	4	3	72	...	
NUMBER OF ROOMS																		
1 room	46	124	50	24	16	72	31	33	235	15	53	49	32	47	29	81	12	
2 rooms	83	291	292	43	68	208	120	110	637	69	236	103	172	113	81	216	24	
3 rooms	87	330	576	67	136	227	171	207	1,005	76	355	107	270	172	153	332	24	
4 rooms	162	542	801	206	279	393	213	414	1,390	111	466	133	441	242	393	505	32	
5 rooms	111	385	570	64	241	120	151	359	1,001	55	442	62	362	188	284	394	11	
6 rooms	54	232	267	39	108	47	58	154	544	29	272	23	166	109	134	218	2	
7 rooms	11	74	81	6	24	8	16	54	197	4	105	15	38	30	36	53	1	
8 rooms	9	35	23	3	14	3	5	26	93	1	35	4	6	10	16	...		
9 rooms or more	2	20	20	3	10	1	5	12	97	1	29	1	14	13	13	11	...	
Not reported	51	222	159	58	35	20	17	40	99	4	51	13	48	23	19	61	9	
CONDITION AND PLUMBING FACILITIES																		
Total dwelling units	616	2,255	2,839	513	931	1,099	787	1,409	5,298	365	2,044	510	1,549	947	1,142	1,887	115	
Not dilapidated:																		
With priv. toilet and bath, and hot running water	385	869	510	218	267	745	414	464	1,639	84	655	104	546	476	585	603	9	
With private toilet and bath, and only cold water	10	93	85	12	38	15	69	98	251	11	166	59	110	83	37	156	2	
With running water, lacking private toilet or bath	53	295	361	48	243	148	118	376	1,224	79	268	107	462	152	213	486	13	
No running water	38	321	905	141	199	80	74	185	1,077	87	417	163	200	89	105	288	55	
Dilapidated:																		
With priv. toilet and bath, and hot running water	24	28	8	7	2	9	20	12	28	...	9	3	8	9	11	12	...	
Lacking hot water, private toilet or bath	50	313	776	42	125	75	70	232	897	97	434	55	159	120	165	271	25	
Condition or plumbing facilities not reported	56	336	194	45	57	27	22	42	182	7	95	19	64	18	26	71	11	
Renter-occupied dwelling units	181	709	1,183	274	333	475	316	513	1,898	164	729	227	465	303	448	743	65	
Not dilapidated:																		
With priv. toilet and bath, and hot running water	100	343	125	76	358	183	141	427	1,223	35	109	130	194	287	5	...	...	
With private toilet and bath, and only cold water	5	37	28	2	13	3	15	28	87	4	51	26	30	33	20	48	...	
With running water, lacking private toilet or bath	17	86	137	20	106	42	38	158	466	42	98	65	160	46	89	150	7	
No running water	12	67	374	81	75	28	30	94	471	36	141	64	71	23	54	112	38	
Dilapidated:																		
With priv. toilet and bath, and hot running water	10	7	4	4	1	7	10	3	14	...	4	2	3	5	3	7	...	
Lacking hot water, private toilet or bath	28	102	443	19	33	28	30	76	356	51	190	27	72	60	78	114	10	
Condition or plumbing facilities not reported	9	67	72	22	29	9	10	13	77	2	22	8	20	6	10	25	5	
NUMBER OF PERSONS																		
Total occupied dwelling units	558	1,954	2,525	403	835	1,008	742	1,244	4,773	309	1,860	401	1,423	875	970	1,680	98	
1 person	37	171	275	33	116	78	73	198	571	30	265	31	230	89	127	178	10	
2 persons	164	513	713	102	289	268	209	413	1,531	90	484	110	510	249	294	543	25	
3 persons	135	464	572	98	161	223	182	246	1,083	63	426	78	297	197	189	375	22	
4 persons	104	391	421	76	129	198	125	178	800	49	309	65	197	163	165	308	15	
5 persons	67	221	262	52	81	119	69	108	377	31	175	35	104	68	80	136	13	
6 persons	29	87	125	25	25	62	42	42	207	16	94	33	49	48	51	79	6	
7 persons	13	51	76	8	9	26	21	29	75	13	52	13	20	26	31	29	2	
8 persons	7	24	37	3	15	16	14	12	60	8	22	13	8	13	17	21	1	
9 persons	2	14	28	2	7	8	1	7	42	2	15	6	5	10	11	8	2	
10 persons or more	...	18	16	4	3	10	6	11	27	7	18	17	3	12	5	3	2	
Median number of persons:																		
Total occupied dwelling units	3.1	3.1	3.0	3.2	2.6	3.2	3.0	2.5	2.8	3.0	2.9	3.3	2.4	3.0	2.8	2.8	...	
Owner-occupied dwelling units	3.0	3.2	2.8	2.6	2.4	3.2	2.8	2.4	2.6	2.4	2.9	2.8	2.3	2.8	2.6	2.6	...	
Renter-occupied dwelling units	3.2	3.1	3.2	3.4	3.0	3.2	3.2	2.9	3.0	3.5	3.0	3.6	2.8	3.4	3.1	3.2	...	
PERSONS PER ROOM																		
Total occupied dwelling units	558	1,954	2,525	403	835	1,008	742	1,244	4,773	309	1,860	401	1,423	875	970	1,680	98	
0.75 or less	258	918	1,303	177	501	366	354	772	2,705	139	1,053	162	873	467	561	912	33	
0.76 to 1.00	122	485	533	101	166	280	146	238	964	71	410	79	268	176	222	343	26	
1.01 to 1.50	72	263	319	60	73	184	124	119	561	42	218	63	148	91	93	208	11	
1.51 or more	75	221	268	40	62	159	104	88	458	53	155	87	95	124	77	165	19	
Not reported	31	67	102	25	33	19	14	27	85	4	24	10	39	17	17	52	9	

Table 29.—OCCUPANCY CHARACTERISTICS, TYPE OF STRUCTURE, NUMBER OF ROOMS, CONDITION AND PLUMBING FACILITIES, AND NUMBER OF PERSONS IN RURAL-NONFARM DWELLING UNITS, FOR COUNTIES: 1950—Con.

(Percent not shown where less than 0.1; median and percent not shown where base is less than 100)

Subject	Crane	Crock-ett	Crosby	Culber-son	Dal-lam	Dal-las	Daw-son	Deaf Smith	Delta	Den-ton	De Witt	Dick-ens	Dimmit	Don-ley	Duval	East-land	Ector	
Total dwelling units.....	1,258	157	1,706	485	265	15,450	787	282	1,527	3,478	1,021	1,221	1,025	307	1,222	2,083	3,691	
OCCUPANCY, TENURE, AND RACE																		
Occupied dwelling units.....	1,131	147	1,578	450	242	13,994	668	267	1,374	3,114	901	1,128	893	298	1,150	1,927	3,385	
Owner occupied.....	394	1	981	213	125	9,911	275	100	789	2,072	496	690	637	172	593	1,242	1,457	
Percent of total occupied.....	34.8	0.7	62.2	47.3	51.7	70.8	41.2	37.5	57.4	66.5	55.0	61.2	71.3	57.7	51.6	64.5	43.0	
White.....	377	1	915	213	125	9,321	272	100	708	1,976	403	644	637	172	587	1,242	1,358	
Negro.....	17	...	66	...	...	586	3	...	81	96	93	46	...	...	6	...	98	
Other races.....	...	...	...	...	...	4	...	...	...	...	...	...	...	...	...	...	1	
Renter occupied.....	737	146	597	237	117	4,083	393	167	585	1,042	405	438	256	126	557	685	1,928	
White.....	731	144	528	235	116	3,612	377	167	523	994	336	409	252	125	554	684	1,848	
Negro.....	6	2	68	2	1	471	16	...	62	48	69	29	4	1	3	1	80	
Other races.....	...	...	1	...	...	...	...	...	...	...	...	...	...	...	...	...	...	
Nonresident dwelling units.....	3	...	1	3	...	66	1	1	1	25	1	...	...	...	...	1	2	
Vacant dwelling units.....	124	10	127	32	23	1,390	118	14	152	339	119	93	131	9	72	155	304	
Nonseasonal not dilapidated, for rent or sale.....	48	...	16	12	7	319	20	4	5	51	9	9	7	...	9	38	146	
Percent of total dwelling units.....	3.8	...	0.9	2.5	2.6	2.1	2.5	1.4	0.3	1.5	0.9	0.7	0.7	...	0.7	1.8	4.0	
For rent.....	36	...	15	12	7	123	20	4	5	37	9	8	6	...	9	33	120	
For sale only.....	12	...	1	...	...	196	...	...	...	14	...	1	...	...	...	5	26	
Nonseasonal not dilapidated, not for rent or sale.....	23	10	39	9	15	539	13	7	30	59	17	17	28	2	20	33	92	
Nonseasonal dilapidated.....	48	...	39	11	1	302	15	3	37	78	49	11	64	6	28	46	58	
Seasonal.....	5	...	33	...	...	230	70	...	80	151	44	56	32	1	15	38	8	
TYPE OF STRUCTURE																		
1 dwelling unit, detached.....	1,122	148	1,425	337	211	14,218	631	193	1,251	3,085	968	1,092	958	301	1,106	1,843	3,068	
Other dwelling units.....	105	9	264	119	45	1,035	135	82	271	356	50	119	64	6	97	229	381	
Trailers.....	31	...	17	29	9	197	21	7	5	37	3	10	3	...	19	11	242	
NUMBER OF ROOMS																		
1 room.....	54	13	136	42	13	674	79	46	16	127	33	56	109	11	69	54	488	
2 rooms.....	135	11	230	96	42	2,150	173	37	194	421	124	184	371	31	174	182	938	
3 rooms.....	258	16	282	86	62	3,090	134	68	341	670	185	225	199	39	315	349	784	
4 rooms.....	507	66	456	102	58	4,421	208	63	380	964	254	352	152	98	366	526	965	
5 rooms.....	208	40	296	103	51	3,275	103	33	311	682	205	204	90	86	172	518	346	
6 rooms.....	64	7	141	32	23	1,124	36	21	136	357	109	114	48	28	69	302	63	
7 rooms.....	3	1	39	9	6	301	4	2	62	107	51	32	18	7	17	73	12	
8 rooms.....	2	1	10	3	3	102	3	2	21	45	22	9	3	2	4	16	4	
9 rooms or more.....	2	...	5	...	3	82	1	1	24	27	11	13	3	2	5	18	4	
Not reported.....	25	2	51	12	4	231	46	9	22	78	27	32	32	3	31	45	87	
CONDITION AND PLUMBING FACILITIES																		
Total dwelling units.....	1,258	157	1,706	485	265	15,450	787	282	1,527	3,478	1,021	1,221	1,025	307	1,222	2,083	3,691	
Not dilapidated:																		
With priv. toilet and bath, and hot running water.....	921	137	781	276	129	6,798	294	106	378	1,293	237	608	112	132	527	947	2,094	
With private toilet and bath, and only cold water.....	7	3	47	15	6	643	28	5	44	250	92	60	49	13	48	91	45	
With running water, lacking private toilet or bath.....	51	...	390	69	94	2,478	193	40	356	849	199	138	119	61	163	390	563	
No running water.....	9	13	205	20	22	3,449	91	33	287	367	205	119	262	30	147	274	164	
Dilapidated:																		
With priv. toilet and bath, and hot running water.....	101	...	21	9	1	69	5	1	9	25	...	25	7	1	55	34	85	
Lacking hot water, private toilet or bath.....	107	1	188	87	2	1,654	138	78	429	584	268	220	442	68	224	285	593	
Condition or plumbing facilities not reported.....	62	3	74	9	11	359	38	19	24	110	20	51	34	2	58	62	147	
Renter-occupied dwelling units.....	737	146	597	237	117	4,083	393	167	585	1,042	405	438	256	126	557	685	1,928	
Not dilapidated:																		
With priv. toilet and bath, and hot running water.....	622	134	200	135	42	1,260	126	43	103	290	50	209	34	40	300	289	1,285	
With private toilet and bath, and only cold water.....	4	3	8	7	5	146	12	4	17	62	33	22	15	7	20	24	15	
With running water, lacking private toilet or bath.....	10	...	187	20	52	778	114	22	135	287	91	51	20	29	55	155	218	
No running water.....	4	6	99	15	12	1,056	49	19	122	101	92	30	48	15	36	90	35	
Dilapidated:																		
With priv. toilet and bath, and hot running water.....	34	...	10	7	1	22	...	1	1	5	...	13	2	...	27	11	48	
Lacking hot water, private toilet or bath.....	30	1	65	48	1	717	75	66	202	258	131	94	124	34	91	97	277	
Condition or plumbing facilities not reported.....	33	2	28	5	4	104	17	12	5	39	8	19	13	1	28	19	50	
NUMBER OF PERSONS																		
Total occupied dwelling units.....	1,131	147	1,578	450	242	13,994	668	267	1,374	3,114	901	1,128	893	298	1,150	1,927	3,385	
1 person.....	56	8	179	45	31	884	41	14	201	393	147	115	59	27	81	271	181	
2 persons.....	279	33	488	113	75	3,750	136	54	505	1,026	266	335	127	114	239	559	749	
3 persons.....	318	33	350	104	45	3,235	144	52	287	679	168	264	146	57	276	513	903	
4 persons.....	281	44	263	76	44	2,943	126	52	173	494	131	212	131	38	218	280	756	
5 persons.....	114	17	136	52	19	1,581	85	28	89	286	77	100	126	29	140	184	412	
6 persons.....	49	4	70	26	16	772	60	24	55	123	43	48	92	17	92	61	209	
7 persons.....	21	3	41	18	9	416	32	13	32	56	27	21	77	7	53	37	83	
8 persons.....	6	3	19	11	1	203	20	13	15	24	15	15	52	5	22	9	46	
9 persons.....	3	1	15	5	1	97	8	7	11	16	10	9	35	2	9	8	23	
10 persons or more.....	4	1	17	...	1	113	16	10	6	17	17	9	48	2	20	5	23	
Median number of persons:																		
Total occupied dwelling units.....	3.2	3.5	2.8	3.1	2.8	3.2	3.6	3.8	2.5	2.7	2.7	2.9	4.4	2.6	3.4	2.8	3.3	
Owner-occupied dwelling units.....	3.2	...	2.8	3.0	2.5	3.2	3.1	3.4	2.4	2.6	2.6	2.7	4.5	2.4	3.5	2.7	3.4	
Renter-occupied dwelling units.....	3.2	3.5	3.0	3.3	3.2	3.3	4.0	4.0	2.7	2.9	3.0	3.2	4.2	3.1	3.3	2.9	3.3	
PERSONS PER ROOM																		
Total occupied dwelling units.....	1,131	147	1,578	450	242	13,994	668	267	1,374	3,114	901	1,128	893	298	1,150	1,927	3,385	
0.75 or less.....	500	60	781	165	117	6,129	203	64	855	1,766	516	578	186	176	420	1,209	868	
0.76 to 1.00.....	344	52	357	124	57	3,739	141	61	276	679	172	253	132	55	304	403	887	
1.01 to 1.50.....	161	22	164	48	31	2,058	109	43	107	355	80	131	128	30	173	174	635	
1.51 or more.....	106	11	234	101	36	1,896	177	91	110	258	108	148	424	35	232	106	922	
Not reported.....	20	2	42	12	1	172	38	8	16	56	25	18	23	2	21	35	73	

Table 29.—OCCUPANCY CHARACTERISTICS, TYPE OF STRUCTURE, NUMBER OF ROOMS, CONDITION AND PLUMBING FACILITIES, AND NUMBER OF PERSONS IN RURAL-NONFARM DWELLING UNITS, FOR COUNTIES: 1950—Con.

[Percent not shown where less than 0.1; median and percent not shown where base is less than 100]

Subject	Edwards	Ellis	El Paso	Erath	Falls	Fannin	Payette	Fisher	Floyd	Foard	Fort Bend	Franklin	Free-stons	Frio	Gaines	Galves-ton	Garza	
<b>Total dwelling units</b> .....	544	4,039	8,757	632	2,743	4,115	2,746	961	959	833	3,815	901	2,014	892	1,100	5,622	415	
<b>OCCUPANCY, TENURE, AND RACE</b>																		
Occupied dwelling units.....	480	3,638	8,322	568	2,445	3,496	2,565	824	867	764	3,553	816	1,698	845	975	3,755	315	
Owner occupied.....	292	2,196	4,340	356	1,623	2,064	1,534	402	408	511	1,443	468	1,003	542	495	2,422	133	
Percent of total occupied.....	60.8	60.4	52.2	62.7	66.4	59.0	59.8	48.8	47.1	66.9	40.6	57.4	59.1	64.1	50.8	64.5	42.2	
White.....	292	1,866	4,320	351	931	1,844	1,234	391	408	489	1,065	414	735	542	489	2,237	121	
Negro.....	...	329	17	4	692	220	299	11	...	22	378	54	267	...	6	183	12	
Other races.....	...	1	3	1	...	...	1	...	...	...	...	...	1	...	...	2	...	
Renter occupied.....	188	1,442	3,982	212	822	1,432	1,031	422	459	253	2,110	348	695	303	480	1,333	182	
White.....	185	974	3,866	208	541	1,252	807	389	424	221	1,454	318	474	298	461	1,235	163	
Negro.....	3	468	106	4	281	171	224	32	35	32	655	30	221	5	19	98	19	
Other races.....	...	...	10	...	...	9	...	1	...	...	1	...	...	...	...	...	...	
Nonresident dwelling units.....	7	3	22	1	1	5	...	...	2	1	...	...	10	...	...	7	1	
Vacant dwelling units.....	57	398	413	63	297	614	174	137	90	68	262	85	306	47	125	1,860	99	
Nonseasonal not dilapidated, for rent or sale.....	1	18	145	6	28	52	33	37	5	12	32	11	31	8	6	260	2	
Percent of total dwelling units.....	...	0.4	1.7	0.9	1.0	1.3	1.2	3.9	0.5	1.4	0.8	1.2	1.5	0.9	5.6	4.6	0.5	
For rent.....	1	13	106	4	27	42	29	31	5	12	25	11	28	8	62	202	2	
For sale only.....	...	5	39	2	1	10	4	6	...	...	7	...	3	...	...	58	...	
Nonseasonal not dilapidated, not for rent or sale.....	12	71	126	14	84	77	45	24	44	10	74	14	73	12	9	220	11	
Nonseasonal dilapidated.....	16	52	60	35	114	212	71	24	4	18	125	24	129	6	48	85	8	
Seasonal.....	28	257	82	8	71	273	25	52	37	28	31	36	73	21	6	1,295	78	
<b>TYPE OF STRUCTURE</b>																		
1 dwelling unit, detached.....	491	3,515	5,477	603	2,531	3,612	2,523	815	802	772	3,478	740	1,884	843	904	4,785	352	
Other dwelling units.....	51	512	2,053	27	209	495	217	137	147	58	320	157	127	44	179	757	50	
Trailers.....	2	12	1,227	2	3	8	6	9	10	3	17	4	3	5	17	80	13	
<b>NUMBER OF ROOMS</b>																		
1 room.....	44	100	761	14	67	81	60	57	48	35	121	23	43	64	129	581	39	
2 rooms.....	118	548	1,758	46	323	496	251	137	146	121	479	99	284	211	165	949	112	
3 rooms.....	102	723	1,843	113	527	827	450	171	165	158	757	176	374	183	207	1,008	76	
4 rooms.....	120	1,055	1,866	215	715	1,100	630	271	247	213	936	252	514	173	345	1,328	91	
5 rooms.....	59	792	1,190	134	559	771	660	145	176	161	760	202	440	115	140	956	51	
6 rooms.....	50	448	752	64	260	423	351	75	93	80	359	90	199	53	50	435	29	
7 rooms.....	21	146	269	13	99	143	143	35	18	29	87	26	65	21	11	128	2	
8 rooms.....	5	62	75	6	29	81	72	4	9	5	44	7	20	7	3	75	2	
9 rooms or more.....	5	60	71	4	31	68	60	6	11	9	43	4	22	4	3	38	1	
Not reported.....	20	105	172	23	133	125	69	60	46	22	229	22	53	61	47	124	12	
<b>CONDITION AND PLUMBING FACILITIES</b>																		
<b>Total dwelling units</b> .....	544	4,039	8,757	632	2,743	4,115	2,746	961	959	833	3,815	901	2,014	892	1,100	5,622	415	
Not dilapidated.....	212	1,347	4,816	109	563	933	826	278	487	380	1,383	333	603	173	772	3,052	82	
With priv. toilet and bath, and hot running water.....	30	185	98	51	129	195	361	47	36	52	126	40	100	34	7	556	9	
With private toilet and bath, and only cold water.....	78	864	1,703	193	409	781	443	115	206	107	375	132	267	149	67	669	89	
With running water, lacking private toilet or bath.....	98	1,052	1,062	160	990	992	523	242	152	164	675	110	496	150	41	649	135	
No running water.....	4	24	44	3	14	26	11	4	6	2	33	13	12	8	58	77	1	
Dilapidated.....	96	654	753	101	488	1,066	502	222	24	122	853	241	495	316	95	447	83	
Lacking hot water, private toilet or bath.....	26	113	281	15	150	122	80	53	48	6	370	32	41	62	60	172	16	
Condition or plumbing facilities not reported.....	188	1,442	3,982	212	822	1,432	1,031	422	459	253	2,110	348	695	303	480	1,333	182	
Not dilapidated.....	69	251	2,224	34	124	228	238	100	186	94	683	112	166	50	359	789	36	
With priv. toilet and bath, and hot running water.....	10	40	29	14	48	68	123	15	14	12	49	15	37	13	1	80	6	
With private toilet and bath, and only cold water.....	36	319	746	70	158	258	184	58	125	45	200	55	98	29	22	169	43	
With running water, lacking private toilet or bath.....	26	486	416	51	264	400	220	122	112	53	440	33	155	47	17	115	48	
No running water.....	2	1	17	1	5	9	4	2	1	...	20	5	7	3	25	20	1	
Dilapidated.....	33	293	437	37	177	439	223	106	8	46	516	114	218	136	27	133	36	
Lacking hot water, private toilet or bath.....	12	52	113	5	46	30	39	19	13	3	202	14	14	25	29	27	12	
Condition or plumbing facilities not reported.....																		
<b>NUMBER OF PERSONS</b>																		
<b>Total occupied dwelling units</b> .....	480	3,638	8,322	568	2,445	3,496	2,565	824	867	764	3,553	816	1,698	845	975	3,755	315	
1 person.....	58	469	454	101	390	589	390	76	85	93	379	111	257	89	79	358	21	
2 persons.....	111	1,177	1,819	194	793	1,227	827	244	252	263	976	279	523	164	269	984	73	
3 persons.....	102	693	2,041	117	493	716	570	167	202	147	782	164	360	134	213	825	65	
4 persons.....	80	550	1,826	75	275	438	377	147	149	100	628	139	250	146	209	723	59	
5 persons.....	51	315	990	39	159	264	185	93	104	91	351	60	128	113	111	432	36	
6 persons.....	24	182	483	22	120	127	89	40	35	27	192	36	76	75	50	218	20	
7 persons.....	23	104	290	9	74	63	45	22	17	18	97	16	50	43	23	102	15	
8 persons.....	14	58	184	8	62	26	39	14	11	5	58	2	24	27	15	53	11	
9 persons.....	9	37	97	2	24	24	20	5	5	8	43	5	11	28	2	31	3	
10 persons or more.....	8	53	138	1	55	22	23	16	7	12	47	4	19	26	4	29	12	
Median number of persons:																		
Total occupied dwelling units.....	3.2	2.7	3.4	2.4	2.6	2.4	2.6	3.1	3.0	2.7	3.0	2.6	2.7	3.7	3.2	3.1	3.5	
Owner-occupied dwelling units.....	3.2	2.5	3.4	2.3	2.5	2.3	2.5	2.9	2.7	2.6	2.9	2.6	2.5	3.7	3.0	3.1	3.4	
Renter-occupied dwelling units.....	3.2	3.1	3.4	2.9	2.7	2.7	2.8	3.2	3.2	2.9	3.1	2.7	2.9	3.8	3.3	3.2	3.5	
<b>PERSONS PER ROOM</b>																		
<b>Total occupied dwelling units</b> .....	480	3,638	8,322	568	2,445	3,496	2,565	824	867	764	3,553	816	1,698	845	975	3,755	315	
0.75 or less.....	203	1,993	2,866	350	1,429	2,245	1,635	357	418	415	1,675	479	1,005	268	370	1,764	91	
0.76 to 1.00.....	100	727	2,186	114	440	635	511	198	210	179	836	198	327	146	280	1,013	80	
1.01 to 1.50.....	43	417	1,321	51	229	298	179	121	104	65	389	68	170	112	152	512	50	
1.51 or more.....	118	418	1,831	31	271	256	184	102	115	86	459	51	169	281	140	417	84	
Not reported.....	16	83	118	22	76	62	56	46	20	19	194	20	27	38	33	49	10	

HOUSING—GENERAL CHARACTERISTICS

Table 29.—OCCUPANCY CHARACTERISTICS, TYPE OF STRUCTURE, NUMBER OF ROOMS, CONDITION AND PLUMBING FACILITIES, AND NUMBER OF PERSONS IN RURAL-NONFARM DWELLING UNITS, FOR COUNTIES: 1950—Con.

[Percent not shown where less than 0.1; median and percent not shown where base is less than 100]

Subject	Gil-lespie	Glas-cock	Goliad	Gon-zales	Gray	Gray-son	Gregg	Grimes	Guadal-upe	Hale	Hall	Hamil-son	Hans-ford	Harde-man	Hardin	Harris	Harris-son	
Total dwelling units.....	696	163	1,001	1,872	1,986	6,412	5,957	1,152	2,413	1,925	748	883	1,024	817	3,772	21,883	3,592	
OCCUPANCY, TENURE, AND RACE																		
Occupied dwelling units.....	631	157	919	1,739	1,851	5,828	5,409	1,046	2,015	1,708	688	826	971	746	3,531	19,714	2,989	
Owner occupied.....	463	67	499	949	816	3,710	3,459	533	1,184	1,105	441	597	556	457	1,964	14,077	1,558	
Percent of total occupied.....	73.4	42.7	54.3	54.6	44.1	63.7	63.9	51.0	58.8	64.7	64.1	72.3	57.3	61.3	55.6	71.4	52.1	
White.....	463	67	411	797	816	3,528	2,836	396	1,027	1,103	440	597	556	387	1,702	12,253	1,078	
Negro.....	...	...	88	152	...	621	197	157	2	1	...	...	...	70	261	1,820	479	
Other races.....	...	...	...	...	...	...	2	...	...	...	...	...	...	...	1	4	1	
Renter occupied.....	168	90	420	790	1,035	2,118	1,950	513	831	603	247	229	415	289	1,567	5,637	1,431	
White.....	168	90	369	655	1,032	1,976	1,701	270	764	591	241	229	413	255	1,232	4,852	811	
Negro.....	...	...	51	135	3	140	248	43	67	12	6	...	...	34	334	772	620	
Other races.....	...	...	...	...	...	2	1	...	...	...	...	...	...	2	1	13	...	
Nonresident dwelling units.....	...	...	...	14	1	21	5	...	69	3	6	...	...	1	...	35	1	
Vacant dwelling units.....	65	6	82	119	134	563	543	106	329	214	54	57	53	70	241	2,134	602	
Nonseasonal not dilapidated, for rent or sale.....	7	1	21	20	47	114	162	10	74	52	6	8	32	9	28	693	64	
Percent of total dwelling units.....	1.0	0.6	2.1	1.1	2.4	1.8	2.7	0.9	3.1	2.7	0.8	0.9	3.1	1.1	0.7	3.2	1.8	
For rent.....	6	...	21	18	43	97	111	8	48	48	6	6	30	9	24	323	54	
For sale only.....	1	1	...	2	4	17	51	2	26	4	...	2	2	...	4	370	10	
Nonseasonal not dilapidated, not for rent or sale.....	24	1	14	28	46	87	144	43	66	67	5	32	8	14	72	835	95	
Nonseasonal dilapidated.....	9	3	38	42	28	142	113	45	48	33	8	11	6	39	113	350	264	
Seasonal.....	25	1	9	29	13	220	124	8	141	62	35	6	7	8	28	256	179	
TYPE OF STRUCTURE																		
1 dwelling unit, detached.....	655	144	842	1,724	1,799	5,706	5,539	1,105	2,211	1,739	629	767	894	689	3,502	20,467	3,393	
Other dwelling units.....	37	16	151	145	176	625	361	44	189	165	105	115	97	127	251	1,179	189	
Trailers.....	4	3	8	3	11	81	57	3	13	21	14	1	33	1	19	237	10	
NUMBER OF ROOMS																		
1 room.....	27	7	27	95	55	231	139	36	95	99	48	19	41	61	211	1,052	127	
2 rooms.....	58	13	102	279	146	664	500	99	373	325	113	79	93	102	449	2,390	490	
3 rooms.....	110	24	206	382	406	1,127	1,043	185	533	335	158	126	115	151	646	3,551	821	
4 rooms.....	204	58	229	414	693	1,791	1,975	312	729	542	177	241	325	198	994	5,775	920	
5 rooms.....	187	31	211	399	392	1,422	1,397	244	430	288	122	220	186	157	780	5,204	642	
6 rooms.....	59	21	111	181	161	638	572	153	143	176	80	114	114	83	442	2,171	355	
7 rooms.....	24	7	47	70	50	223	124	60	44	47	27	32	49	24	124	653	89	
8 rooms.....	16	...	14	24	16	88	49	18	23	21	5	10	27	15	32	233	25	
9 rooms or more.....	4	1	11	22	5	86	19	15	5	8	6	14	12	8	26	136	18	
Not reported.....	7	1	43	46	62	142	139	30	38	84	12	28	62	18	68	718	105	
CONDITION AND PLUMBING FACILITIES																		
Total dwelling units.....	696	163	1,001	1,872	1,986	6,412	5,957	1,152	2,413	1,925	748	883	1,024	817	3,772	21,883	3,592	
Not dilapidated:																		
With priv. toilet and bath, and hot running water.....	252	108	338	350	1,466	2,052	3,120	176	801	1,008	242	327	793	269	1,005	11,606	956	
With private toilet and bath, and only cold water.....	207	7	64	171	22	381	125	71	299	44	18	130	15	32	143	1,173	41	
With running water, lacking private toilet or bath.....	98	26	130	301	172	1,445	710	144	422	353	128	269	100	119	588	2,426	397	
No running water.....	81	9	99	301	40	990	877	346	405	281	174	57	24	145	901	3,193	870	
Dilapidated:																		
With priv. toilet and bath, and hot running water.....	...	2	15	31	65	50	67	11	12	11	10	...	9	13	35	293	23	
Lacking hot water, private toilet or bath.....	43	9	314	666	153	1,275	817	346	416	154	160	70	21	219	974	2,284	1,171	
Condition or plumbing facilities not reported.....	15	2	41	52	68	219	241	58	58	74	16	30	62	20	126	908	134	
Renter-occupied dwelling units.....	168	90	420	790	1,035	2,118	1,950	513	831	603	247	229	415	289	1,567	5,637	1,431	
Not dilapidated:																		
With priv. toilet and bath, and hot running water.....	55	67	137	89	820	444	1,159	56	259	287	37	72	319	65	321	2,614	240	
With private toilet and bath, and only cold water.....	40	1	12	54	9	90	33	20	84	18	3	26	5	12	54	350	17	
With running water, lacking private toilet or bath.....	25	15	58	134	66	519	175	63	172	127	55	85	43	49	282	696	191	
No running water.....	23	2	36	107	14	370	230	169	113	79	66	15	10	68	337	682	355	
Dilapidated:																		
With priv. toilet and bath, and hot running water.....	...	...	9	10	32	9	27	5	7	4	4	...	3	4	11	105	13	
Lacking hot water, private toilet or bath.....	20	5	155	368	73	601	269	182	173	55	77	26	8	82	503	902	570	
Condition or plumbing facilities not reported.....	5	...	13	28	21	85	57	18	23	33	5	5	27	9	59	288	45	
NUMBER OF PERSONS																		
Total occupied dwelling units.....	631	157	919	1,739	1,851	5,828	5,409	1,046	2,015	1,708	688	826	971	746	3,531	19,714	2,989	
1 person.....	61	16	118	237	127	727	401	202	178	144	91	159	76	115	376	1,498	318	
2 persons.....	202	48	263	512	504	1,796	1,530	355	552	457	209	309	261	233	942	5,272	762	
3 persons.....	146	33	185	319	459	1,294	1,283	173	430	386	144	148	254	143	748	4,248	626	
4 persons.....	101	33	126	249	368	942	1,057	121	333	359	121	115	207	130	612	3,855	496	
5 persons.....	61	15	91	132	233	516	580	75	214	169	65	50	113	54	363	2,384	343	
6 persons.....	28	6	57	123	101	269	253	54	130	86	26	20	34	35	211	1,187	176	
7 persons.....	9	2	30	47	42	144	137	29	66	49	10	15	16	17	131	609	122	
8 persons.....	13	...	24	53	11	71	90	10	39	27	9	3	4	10	67	343	64	
9 persons.....	5	4	11	28	3	33	44	10	24	18	6	2	1	4	38	149	43	
10 persons or more.....	5	...	14	39	3	36	34	17	49	13	7	5	5	5	43	169	39	
Median number of persons:																		
Total occupied dwelling units.....	2.9	2.9	2.9	2.9	3.1	2.8	3.1	2.4	3.1	3.2	2.8	2.3	3.1	2.7	3.1	3.2	3.2	
Owner-occupied dwelling units.....	2.8	...	2.7	2.6	3.0	2.6	3.1	2.3	3.1	3.1	2.6	2.2	3.0	2.4	3.0	3.3	3.0	
Renter-occupied dwelling units.....	3.0	...	3.1	3.1	3.2	3.1	3.1	2.6	3.2	3.3	3.2	2.8	3.2	3.2	3.2	3.2	3.3	
PERSONS PER ROOM																		
Total occupied dwelling units.....	631	157	919	1,739	1,851	5,828	5,409	1,046	2,015	1,708	688	826	971	746	3,531	19,714	2,989	
0.75 or less.....	365	88	486	846	942	3,279	2,791	675	806	756	381	565	499	418	1,112	9,222	1,408	
0.76 to 1.00.....	141	40	195	337	464	1,263	1,380	164	505	405	139	142	249	148	785	5,121	680	
1.01 to 1.50.....	57	19	99	199	266	647	651	86	312	224	67	60	110	67	773	2,749	397	
1.51 or more.....	62	10	113	314	140	537	474	103	375	242	89	45	56	96	816	2,073	425	
Not reported.....	6	...	26	43	39													



Table 29.—OCCUPANCY CHARACTERISTICS, TYPE OF STRUCTURE, NUMBER OF ROOMS, CONDITION AND PLUMBING FACILITIES, AND NUMBER OF PERSONS IN RURAL-NONFARM DWELLING UNITS, FOR COUNTIES: 1950—Con.

[Percent not shown where less than 0.1; median and percent not shown where base is less than 100]

Subject	Hart-ley	Has-kell	Heys	Hemp-hill	Hen-derson	Hi-dalgo	Hill	Hock-ley	Hood	Hop-kins	Hous-ton	Howard	Huds-peth	Hunt	Hutchin-son	Irion	Jack
<b>Total dwelling units</b> .....	205	1,253	1,524	100	2,735	8,914	3,663	1,742	1,023	1,739	2,628	1,538	561	3,232	2,494	431	804
<b>OCCUPANCY, TENURE, AND RACE</b>																	
Occupied dwelling units.....	193	1,110	1,237	79	2,439	7,599	3,404	1,471	947	1,294	1,692	1,486	468	2,939	2,371	345	705
Owner occupied.....	107	644	832	44	1,530	3,923	1,973	647	593	688	918	690	228	1,723	522	247	428
Percent of total occupied.....	55.4	58.0	67.3	55.7	62.7	51.6	58.0	44.0	62.6	53.2	54.3	46.4	48.7	58.6	22.0	71.6	60.7
White.....	106	631	784	44	1,300	3,908	1,662	617	581	681	729	687	228	1,536	522	246	427
Negro.....	1	13	48	...	230	2	310	30	12	7	189	3	...	187	...	1	...
Other races.....	...	...	...	...	13	1	...	...	...	...	...	...	...	...	...	1	...
Renter occupied.....	86	466	405	35	909	3,676	1,431	824	354	606	774	796	240	1,216	1,849	98	277
White.....	86	407	382	35	812	3,636	1,247	792	353	587	553	783	238	1,047	1,845	97	276
Negro.....	...	57	23	...	97	3	184	32	1	19	221	13	2	168	...	1	...
Other races.....	...	2	...	...	37	...	...	...	...	...	...	...	...	1	4	1	...
Nonresident dwelling units.....	...	...	3	...	3	17	8	1	...	7	1	...	3	4	1	4	...
Vacant dwelling units.....	12	143	284	21	313	1,298	251	270	76	438	935	52	90	289	122	82	99
Nonseasonal not dilapidated, for rent or sale.....	...	9	47	17	67	342	22	105	43	21	28	10	12	67	68	61	25
Percent of total dwelling units.....	...	0.7	3.1	17.0	2.4	3.8	0.6	6.0	4.2	1.2	1.1	0.7	2.1	2.1	2.7	14.2	3.1
For rent.....	...	8	38	17	55	312	21	103	33	17	26	10	12	56	62	60	22
For sale only.....	...	1	9	...	12	30	1	2	10	4	2	...	...	11	6	1	3
Nonseasonal not dilapidated, not for rent or sale.....	10	27	65	1	116	272	67	71	8	70	278	29	22	24	30	11	35
Nonseasonal dilapidated.....	2	18	52	3	110	384	81	37	23	284	527	5	26	62	20	8	35
Seasonal.....	...	89	120	...	20	300	81	57	2	63	102	8	30	136	4	2	4
<b>TYPE OF STRUCTURE</b>																	
1 dwelling unit, detached.....	188	1,070	1,391	79	2,586	7,709	3,039	1,571	843	1,603	2,421	1,183	416	2,822	1,592	347	755
Other dwelling units.....	11	178	127	21	156	1,118	581	146	175	127	197	282	134	406	889	80	42
Trailers.....	6	5	6	...	13	87	43	25	5	9	10	73	11	4	13	4	7
<b>NUMBER OF ROOMS</b>																	
1 room.....	12	109	94	25	52	1,921	125	124	27	31	64	59	61	56	33	54	17
2 rooms.....	30	193	267	6	277	2,624	426	287	122	198	292	213	117	313	135	55	73
3 rooms.....	34	208	280	11	517	1,486	736	450	187	451	469	352	112	650	478	73	159
4 rooms.....	49	330	378	22	844	1,234	867	531	313	508	863	508	125	890	1,146	96	258
5 rooms.....	36	234	266	19	597	709	770	202	193	347	466	246	59	744	528	70	162
6 rooms.....	22	94	148	5	252	357	434	73	99	112	247	68	25	366	94	42	75
7 rooms.....	7	27	42	5	83	148	118	11	41	37	57	24	11	114	21	16	23
8 rooms.....	5	10	16	2	20	47	55	5	1.5	8	28	4	6	29	3	8	10
9 rooms or more.....	1	6	11	1	17	29	30	8	1.1	5	18	2	4	32	7	3	3
Not reported.....	9	42	22	4	96	359	102	51	1.5	42	124	62	41	38	49	14	24
<b>CONDITION AND PLUMBING FACILITIES</b>																	
<b>Total dwelling units</b> .....	205	1,253	1,524	100	2,735	8,914	3,663	1,742	1,023	1,739	2,628	1,538	561	3,232	2,494	431	804
Not dilapidated:																	
With priv. toilet and bath, and hot running water.....	126	441	584	59	756	1,907	1,154	970	446	212	511	957	192	940	2,106	240	221
With private toilet and bath, and only cold water.....	4	37	127	3	96	285	255	10	119	70	78	38	13	158	12	22	36
With running water, lacking private toilet or bath.....	37	230	252	10	504	549	947	246	231	255	245	278	97	804	190	76	213
No running water.....	19	276	200	12	762	2,341	581	161	65	570	784	79	117	633	35	38	213
Dilapidated:																	
With priv. toilet and bath, and hot running water.....	1	9	17	...	15	53	22	69	11	5	5	9	3	14	25	1	4
Lacking hot water, private toilet or bath.....	8	233	301	13	496	3,460	581	211	133	574	890	89	100	627	46	38	82
Condition or plumbing facilities not reported.....	10	27	43	3	126	319	123	75	18	53	115	88	39	56	80	16	35
Renter-occupied dwelling units.....	86	466	405	35	909	3,676	1,431	824	354	606	774	796	240	1,216	1,849	98	277
Not dilapidated:																	
With priv. toilet and bath, and hot running water.....	48	98	127	18	238	706	391	527	140	54	153	524	97	291	1,693	55	77
With private toilet and bath, and only cold water.....	1	13	28	2	20	114	83	4	30	28	17	15	7	46	6	7	15
With running water, lacking private toilet or bath.....	17	81	67	...	172	150	415	102	96	31	95	116	36	283	83	15	73
No running water.....	10	123	76	6	249	799	247	64	31	233	265	42	48	246	7	5	66
Dilapidated:																	
With priv. toilet and bath, and hot running water.....	1	2	5	...	3	28	7	27	4	2	...	6	2	1	11	...	1
Lacking hot water, private toilet or bath.....	6	138	91	9	186	1,722	240	84	45	181	218	60	44	323	17	10	29
Condition or plumbing facilities not reported.....	3	11	11	...	41	117	48	16	8	17	26	32	6	26	32	6	16
<b>NUMBER OF PERSONS</b>																	
<b>Total occupied dwelling units</b> .....	193	1,110	1,237	79	2,439	7,599	3,404	1,471	947	1,294	1,692	1,486	468	2,939	2,371	345	705
1 person.....	25	158	143	10	269	478	524	90	125	190	258	82	44	383	65	44	94
2 persons.....	50	348	355	19	708	1,356	1,145	385	337	439	496	272	107	926	521	103	203
3 persons.....	47	235	264	14	579	1,218	712	340	216	268	315	447	97	678	581	70	159
4 persons.....	31	169	188	13	424	1,259	437	324	144	188	252	263	80	454	606	53	110
5 persons.....	17	83	119	8	214	940	273	186	74	113	148	249	43	213	322	30	68
6 persons.....	13	48	66	7	123	734	133	66	25	53	93	63	26	123	159	22	33
7 persons.....	4	26	38	3	48	564	88	39	12	23	57	60	24	73	62	8	25
8 persons.....	5	18	21	...	27	371	42	22	7	8	31	18	17	36	37	8	8
9 persons.....	1	9	16	1	25	278	23	6	4	9	19	22	11	29	7	3	3
10 persons or more.....	...	16	27	4	22	401	27	13	3	3	23	10	19	24	11	4	2
Median number of persons:																	
Total occupied dwelling units.....	3.0	2.7	3.0	...	2.9	4.1	2.5	3.3	2.6	2.6	2.8	3.4	3.4	2.7	3.5	2.9	2.8
Owner-occupied dwelling units.....	3.0	2.4	3.0	...	2.8	4.3	2.4	3.1	2.4	2.3	2.5	3.3	3.5	2.5	3.3	2.9	2.6
Renter-occupied dwelling units.....	...	3.2	2.9	...	3.1	3.9	2.8	3.4	2.8	3.0	3.1	3.5	3.3	3.1	3.6	...	3.2
<b>PERSONS PER ROOM</b>																	
<b>Total occupied dwelling units</b> .....	193	1,110	1,237	79	2,439	7,599	3,404	1,471	947	1,294	1,692	1,486	468	2,939	2,371	345	705
0.75 or less.....	90	565	631	39	1,334	1,467	1,999	273	569	758	917	549	168	1,783	982	182	382
0.76 to 1.00.....	51	243	247	17	540	1,255	675	386	205	258	354	422	92	579	765	76	159
1.01 to 1.50.....	23	105	152	6	286	900	364	386	97	156	195	248	58	294	411	36	82
1.51 or more.....	22	161	195	13	210	3,775	292	403	63	94	176	225	133	246	181	48	64
Not reported.....	7	36	12	4	69	202	74	23	1.3	28	50	42	17	37</			

## HOUSING—GENERAL CHARACTERISTICS

Table 29.—OCCUPANCY CHARACTERISTICS, TYPE OF STRUCTURE, NUMBER OF ROOMS, CONDITION AND PLUMBING FACILITIES, AND NUMBER OF PERSONS IN RURAL-NONFARM DWELLING UNITS, FOR COUNTIES: 1950—Con.

[Percent not shown where less than 0.1; median and percent not shown where base is less than 100]

Subject	Jack-son	Jas-per	Jeff Davis	Jef-fer-son	Jim Hogg	Jim Wells	John-son	Jones	Karnes	Kauf-man	Ken-dall	Kenedy	Kent	Kerr	Kimble	King	Kimrey
Total dwelling units.....	1,204	2,589	454	4,497	134	1,341	2,969	1,029	763	2,113	1,084	11	295	1,451	1,027	88	723
OCCUPANCY, TENURE, AND RACE																	
Occupied dwelling units.....	1,135	2,426	389	4,202	118	1,159	2,818	903	676	1,969	1,002	11	284	1,136	860	75	579
Owner occupied.....	595	1,421	269	2,890	44	587	1,787	464	424	1,146	690	...	170	721	534	29	359
Percent of total occupied.....	52.4	58.6	69.2	68.8	37.3	50.6	63.4	51.4	62.7	58.2	68.9	...	59.9	63.5	62.1	...	62.0
White.....	500	1,222	264	2,672	44	586	1,692	462	405	976	670	...	169	711	534	29	325
Negro.....	95	199	5	217	...	1	95	2	19	170	20	...	1	10	...	...	34
Other races.....	...	...	...	1	...	...	...	...	...	...	...	...	...	...	...	...	...
Renter occupied.....	540	1,005	120	1,312	74	572	1,031	439	252	823	312	11	114	415	326	46	220
White.....	506	793	118	1,107	74	565	983	426	239	635	307	11	109	400	325	43	188
Negro.....	34	212	2	205	...	7	48	13	11	187	5	...	5	15	1	3	31
Other races.....	...	...	...	...	...	...	...	...	...	...	...	...	...	...	...	...	1
Nonresident dwelling units.....	1	7	...	5	...	2	5	...	...	...	4	...	...	11	11	1	1
Vacant dwelling units.....	68	156	65	290	16	180	146	126	87	144	78	...	11	304	156	12	143
Noneasonal not dilapidated, for rent or sale.....	7	44	8	106	...	22	31	10	2	18	22	...	...	48	57	2	21
Percent of total dwelling units.....	0.6	1.7	1.8	2.4	...	1.6	1.0	1.0	0.3	0.9	2.0	...	...	3.3	5.6	...	2.9
For rent.....	6	34	8	70	...	17	27	9	1	17	16	...	...	42	55	2	20
For sale only.....	1	10	...	36	...	5	4	1	1	1	6	...	...	6	2	...	1
Noneasonal not dilapidated, not for rent or sale.....	30	33	32	109	12	57	29	26	21	32	29	...	5	89	24	6	61
Noneasonal dilapidated.....	16	64	11	60	...	66	51	18	21	37	10	...	6	4	44	4	41
Seasonal.....	15	15	14	15	4	35	35	72	43	37	17	...	...	163	31	...	20
TYPE OF STRUCTURE																	
1 dwelling unit, detached.....	1,104	2,374	371	4,225	124	1,270	2,563	946	716	1,851	988	9	266	1,331	862	79	672
Other dwelling units.....	91	204	80	235	8	63	391	77	44	257	92	2	22	108	149	6	50
Trailers.....	9	11	3	37	2	8	15	6	3	5	4	...	7	12	16	3	1
NUMBER OF ROOMS																	
1 room.....	32	111	30	156	9	80	95	45	42	64	50	7	11	90	116	13	22
2 rooms.....	111	278	85	415	12	264	321	123	125	265	112	2	48	181	147	25	105
3 rooms.....	195	466	87	671	29	293	507	190	134	365	163	...	42	262	211	15	184
4 rooms.....	356	731	83	1,381	45	317	774	351	155	561	260	2	86	348	228	18	199
5 rooms.....	250	507	67	998	16	210	707	168	137	450	258	...	54	291	187	12	118
6 rooms.....	129	325	32	594	13	95	312	82	82	227	138	...	35	148	84	9	48
7 rooms.....	36	80	15	146	2	22	106	16	32	56	40	...	...	41	21	...	19
8 rooms.....	16	21	8	37	4	10	38	8	18	24	15	...	5	21	7	...	15
9 rooms or more.....	18	19	9	34	...	9	32	4	7	23	17	...	1	12	4	...	4
Not reported.....	61	51	38	65	4	41	77	42	31	78	31	...	5	57	22	...	9
CONDITION AND PLUMBING FACILITIES																	
Total dwelling units.....	1,204	2,589	454	4,497	134	1,341	2,969	1,029	763	2,113	1,084	11	295	1,451	1,027	88	723
Not dilapidated:																	
With priv. toilet and bath, and hot running water.....	601	645	208	2,223	64	532	1,207	325	225	643	512	1	118	881	522	15	177
With private toilet and bath, and only cold water.....	68	48	16	384	4	48	245	46	59	117	237	...	1	184	48	1	87
With running water, lacking private toilet or bath.....	137	448	105	689	37	166	659	223	92	369	135	1	22	128	85	7	180
No running water.....	209	737	53	639	22	305	191	183	81	541	93	5	60	81	47	42	98
Dilapidated:																	
With priv. toilet and bath, and hot running water.....	3	9	4	50	...	5	30	20	7	2	4	...	2	4	25	...	3
Lacking hot water, private toilet or bath.....	124	652	57	429	2	259	513	169	283	349	69	4	69	94	251	14	158
Condition or plumbing facilities not reported.....	62	50	11	83	5	26	124	63	16	92	34	...	23	79	49	9	20
Renter-occupied dwelling units.....	540	1,005	120	1,312	74	572	1,031	439	252	823	312	11	114	415	326	46	220
Not dilapidated:																	
With priv. toilet and bath, and hot running water.....	269	206	62	533	52	273	300	123	56	146	128	1	29	217	141	7	64
With private toilet and bath, and only cold water.....	29	17	3	87	1	16	68	19	11	51	68	...	...	55	21	...	26
With running water, lacking private toilet or bath.....	63	188	24	240	11	70	297	102	23	161	52	1	8	47	27	4	60
No running water.....	87	217	21	227	7	107	86	92	30	222	23	5	29	27	11	21	22
Dilapidated:																	
With priv. toilet and bath, and hot running water.....	2	3	...	20	...	2	9	8	1	...	1	...	2	4	8	...	1
Lacking hot water, private toilet or bath.....	60	357	9	177	2	94	229	74	125	199	27	4	31	53	99	7	43
Condition or plumbing facilities not reported.....	30	17	1	28	1	10	42	21	6	44	13	...	15	12	19	7	4
NUMBER OF PERSONS																	
Total occupied dwelling units.....	1,135	2,426	389	4,202	118	1,159	2,818	903	676	1,969	1,002	11	284	1,136	860	75	579
1 person.....	88	252	35	244	15	50	323	91	93	297	155	...	33	136	103	7	91
2 persons.....	266	628	79	942	20	257	884	270	161	645	311	3	82	387	265	31	139
3 persons.....	246	494	80	970	28	244	642	188	117	404	202	2	66	221	185	12	101
4 persons.....	257	426	64	922	26	214	479	166	107	266	151	2	53	211	140	11	79
5 persons.....	133	264	48	528	10	137	244	87	63	165	84	2	25	88	75	3	60
6 persons.....	46	163	34	290	11	99	128	36	45	79	52	1	14	45	44	6	46
7 persons.....	42	74	20	160	3	58	65	26	31	50	24	1	4	25	17	3	26
8 persons.....	28	53	17	76	1	40	28	16	26	38	12	...	3	8	14	...	10
9 persons.....	16	25	7	35	4	27	15	12	13	11	...	...	3	9	7	1	12
10 persons or more.....	13	47	5	35	...	33	10	11	20	14	11	...	1	6	10	1	15
Median number of persons:																	
Total occupied dwelling units.....	3.4	3.2	3.5	3.4	3.4	3.6	2.8	3.0	3.2	2.6	2.7	...	2.9	2.7	2.8	...	3.1
Owner-occupied dwelling units.....	3.2	3.1	3.9	3.5	...	3.6	2.7	2.7	2.9	2.4	2.5	...	2.6	2.6	2.7	...	3.3
Renter-occupied dwelling units.....	3.5	3.3	2.9	3.3	...	3.6	3.0	3.4	3.7	2.9	2.9	...	3.3	2.9	3.1	...	2.8
PERSONS PER ROOM																	
Total occupied dwelling units.....	1,135	2,426	389	4,202	118	1,159	2,818	903	676	1,969	1,002	11	284	1,136	860	75	579
0.75 or less.....	530	1,172	143	1,868	49	395	1,581	444	298	1,110	593	2	146	621	435	27	285
0.76 to 1.00.....	291	596	83	1,182	34	241	617	210	153	394	192	1	70	244	180	16	99
1.01 to 1.50.....	144	337	61	669	13	180	319	109	66	202	94	...	27	114	99	10	81
1.51 or more.....	122	320	85	431	21	317	235	113	135	201	109	8	36	131	137	20	107
Not reported.....	48	41	17	52	1	26	66	27	24	62	14	...	5	26	9	2	7

Table 29.—OCCUPANCY CHARACTERISTICS, TYPE OF STRUCTURE, NUMBER OF ROOMS, CONDITION AND PLUMBING FACILITIES, AND NUMBER OF PERSONS IN RURAL-NONFARM DWELLING UNITS, FOR COUNTIES: 1950—Con.

[Percent not shown where less than 0.1; median and percent not shown where base is less than 100]

Subject	Kle-berg	Knox	Lamar	Lemb	Lam-pasas	La Salle	La-vaca	Lee	Leon	Lib-erty	Lime-stone	Lipe-omb	Live Oak	Llano	Loving	Hub-ock	Lynn
Total dwelling units.....	728	1,935	2,702	1,658	748	426	2,448	526	1,758	3,664	2,971	812	1,354	473	50	3,506	955
OCCUPANCY, TENURE, AND RACE																	
Occupied dwelling units.....	670	1,790	2,343	1,411	686	391	2,311	451	1,550	3,393	2,563	758	1,240	272	50	3,122	769
Owner occupied.....	391	1,035	1,386	812	421	242	1,429	311	922	2,052	1,460	533	731	157	12	1,659	361
Percent of total occupied.....	58.4	57.8	59.2	57.5	61.4	61.9	61.8	69.0	59.5	60.5	57.0	70.3	59.0	57.7	...	53.1	46.9
White.....	391	977	1,222	806	420	241	1,209	233	697	1,624	1,072	533	730	157	12	1,647	347
Negro.....	...	58	164	6	1	1	219	78	225	427	388	...	1	...	...	12	14
Other races.....	...	...	...	...	...	...	...	...	...	...	...	...	...	...	...	...	...
Renter occupied.....	279	755	957	599	265	149	882	140	628	1,341	1,103	225	509	115	38	1,463	408
White.....	279	683	840	562	263	148	750	109	421	1,087	898	225	503	113	38	1,386	399
Negro.....	...	72	115	36	2	...	132	31	207	254	203	...	6	2	...	76	49
Other races.....	...	...	...	...	...	...	...	...	...	...	...	...	...	...	...	...	...
Nonresident dwelling units.....	3	...	...	...	...	...	...	2	...	...	3	...	6	73	...	...	...
Vacant dwelling units.....	55	145	359	247	62	35	133	73	208	269	405	54	108	128	...	384	186
Nonseasonal not dilapidated, for rent or sale.....	3	18	14	32	12	3	24	4	11	44	17	36	64	1	...	102	18
Percent of total dwelling units.....	0.4	0.9	0.5	1.9	1.6	0.7	1.0	0.8	0.6	1.2	0.6	4.4	4.7	...	...	2.9	1.9
For rent.....	3	17	11	30	11	3	22	2	2	42	17	34	59	1	...	74	18
For sale only.....	...	1	3	2	1	...	5	2	2	2	2	5	...	...	...	28	...
Nonseasonal not dilapidated, not for rent or sale.....	17	22	56	26	13	...	48	18	79	74	16	19	19	...	...	103	23
Nonseasonal dilapidated.....	19	36	150	10	27	10	29	13	93	135	172	1	22	20	...	50	19
Seasonal.....	16	69	139	179	10	17	32	38	25	11	142	1	3	88	...	129	126
TYPE OF STRUCTURE																	
1 dwelling unit, detached.....	571	1,613	2,483	1,393	657	401	2,102	505	1,670	3,395	2,604	733	1,174	426	47	2,791	870
Other dwelling units.....	59	308	217	244	84	22	339	20	84	234	361	74	144	45	2	570	77
Trailers.....	98	14	2	21	7	3	7	1	4	35	6	5	36	2	1	145	8
NUMBER OF ROOMS																	
1 room.....	49	135	61	149	31	32	86	21	46	201	66	12	108	67	4	195	98
2 rooms.....	108	354	337	362	94	128	233	72	188	477	317	88	217	103	6	660	204
3 rooms.....	196	289	552	299	118	83	393	100	296	621	541	103	281	77	16	822	158
4 rooms.....	180	411	802	460	201	79	547	139	446	950	719	226	348	94	13	1,092	224
5 rooms.....	104	391	504	199	182	41	551	107	373	738	643	189	227	42	8	376	123
6 rooms.....	23	187	240	91	53	21	327	48	234	407	352	111	88	27	3	190	98
7 rooms.....	11	75	84	20	20	11	131	18	79	134	116	36	35	8	...	63	18
8 rooms.....	10	25	31	1	21	4	65	10	22	37	54	24	16	2	...	17	2
9 rooms or more.....	6	16	22	7	6	2	61	3	18	29	49	6	7	2	...	12	9
Not reported.....	41	52	69	70	22	25	54	8	56	70	114	17	27	51	...	79	21
CONDITION AND PLUMBING FACILITIES																	
Total dwelling units.....	728	1,935	2,702	1,658	748	426	2,448	526	1,758	3,664	2,971	812	1,354	473	50	3,506	955
Not dilapidated:																	
With priv. toilet and bath, and hot running water.....	303	785	568	798	235	46	820	54	554	1,271	905	602	613	172	22	1,845	414
With private toilet and bath, and only cold water.....	21	59	68	27	87	32	357	28	73	131	125	19	101	42	1	101	32
With running water, lacking private toilet or bath.....	145	267	403	285	177	63	544	83	200	462	468	116	186	35	6	660	127
No running water.....	88	196	672	278	94	69	414	182	368	658	493	54	229	25	5	428	135
Dilapidated:																	
With priv. toilet and bath, and hot running water.....	2	33	22	18	1	1	4	4	32	33	24	3	4	4	...	32	12
Lacking hot water, private toilet or bath.....	117	477	867	178	118	191	263	160	490	1,005	824	4	185	87	12	406	187
Condition or plumbing facilities not reported.....	52	118	102	74	36	24	46	15	41	104	132	14	37	108	...	134	48
Renter-occupied dwelling units.....	279	755	957	599	265	149	882	140	628	1,341	1,103	225	509	115	38	1,463	408
Not dilapidated:																	
With priv. toilet and bath, and hot running water.....	121	229	113	275	67	13	229	10	122	455	307	145	224	36	20	774	164
With private toilet and bath, and only cold water.....	13	15	21	11	27	12	111	4	17	44	40	6	39	10	...	37	16
With running water, lacking private toilet or bath.....	76	131	133	105	68	20	240	24	79	167	204	48	67	9	4	293	68
No running water.....	9	92	282	94	39	28	164	32	147	226	171	21	68	6	3	156	51
Dilapidated:																	
With priv. toilet and bath, and hot running water.....	1	16	6	12	1	...	...	1	8	12	8	...	1	...	3	7	8
Lacking hot water, private toilet or bath.....	37	235	357	87	49	66	121	65	239	401	329	2	90	48	8	140	84
Condition or plumbing facilities not reported.....	22	37	45	15	14	10	17	4	16	36	44	3	20	6	...	56	17
NUMBER OF PERSONS																	
Total occupied dwelling units.....	670	1,790	2,343	1,411	686	391	2,311	451	1,550	3,393	2,563	758	1,240	272	50	3,122	769
1 person.....	30	217	291	161	95	52	325	83	246	309	421	91	131	39	3	165	91
2 persons.....	153	574	736	399	203	91	758	135	490	895	888	245	307	103	17	786	229
3 persons.....	166	355	470	301	168	64	511	89	327	743	509	184	253	53	11	750	159
4 persons.....	134	292	379	245	118	48	373	56	229	607	310	119	209	35	12	670	129
5 persons.....	82	147	205	140	44	39	183	39	123	370	192	60	122	24	6	390	63
6 persons.....	43	76	114	81	27	32	77	15	58	199	111	27	80	11	...	180	40
7 persons.....	22	46	64	42	15	25	39	14	40	131	52	19	50	3	...	84	26
8 persons.....	19	35	38	20	9	13	19	8	14	67	30	4	39	2	...	53	17
9 persons.....	9	28	28	9	3	16	9	8	13	27	24	5	24	1	...	22	7
10 persons or more.....	12	20	18	13	4	11	17	4	10	45	26	4	25	1	1	22	8
Median number of persons:																	
Total occupied dwelling units.....	3.4	2.8	2.8	3.0	2.8	3.3	2.6	2.6	2.6	3.2	2.5	2.7	3.2	2.4	...	3.3	2.9
Owner-occupied dwelling units.....	3.7	2.6	2.6	2.8	2.5	3.3	2.6	2.7	2.5	3.2	2.4	2.6	3.3	2.3	...	3.1	2.7
Renter-occupied dwelling units.....	3.0	3.0	3.1	3.2	3.1	3.3	2.7	2.4	2.8	3.2	2.7	2.9	3.1	2.8	...	3.5	3.1
PERSONS PER ROOM																	
Total occupied dwelling units.....	670	1,790	2,343	1,411	686	391	2,311	451	1,550	3,393	2,563	758	1,240	272	50	3,122	769
0.75 or less.....	241	951	1,273	611	377	120	1,452	283	955	1,561	1,612	466	511	147	26	1,147	362
0.76 to 1.00.....	165	422	488	346	148	68	476	72	285	836	449	156	276	56	9	865	189
1.01 to 1.50.....	100	93	277	178	75	52	186	39	137	472	235	87	154	19	4	527	87
1.51 or more.....	142	294	245	233	68	128	152	52	132	469	183	33	274	37	11	518	118
Not reported.....	22	30	60	43	18	23	45	5	41	55	84	16	25	13	...	65	13

HOUSING—GENERAL CHARACTERISTICS

Table 29.—OCCUPANCY CHARACTERISTICS, TYPE OF STRUCTURE, NUMBER OF ROOMS, CONDITION AND PLUMBING FACILITIES, AND NUMBER OF PERSONS IN RURAL-NONFARM DWELLING UNITS, FOR COUNTIES: 1950—Con.

[Percent not shown where less than 0.1; median and percent not shown where base is less than 100]

Subject	Mc-Culloch	Mc-Lennan	Mc-Mullen	Madison	Marion	Martin	Mason	Mata-gorda	Mar-erick	Me-dina	Me-nard	Mid-land	Milam	Mills	Mitch-ell	Mon-tague	Mont-gomery
Total dwelling units	776	6,551	189	1,432	788	637	1,012	1,527	855	1,889	95	726	2,684	973	1,078	1,500	3,901
OCCUPANCY, TENURE, AND RACE																	
Occupied dwelling units	694	5,989	160	1,137	683	600	951	1,309	607	1,735	80	684	2,463	912	943	1,348	3,544
Owner occupied	461	3,529	95	712	389	347	597	759	349	1,108	54	411	1,501	602	508	764	1,733
Percent of total occupied	66.4	58.9	59.4	62.6	57.0	57.8	62.8	58.0	57.5	63.9	...	60.1	60.9	66.0	53.9	56.7	48.9
White	461	3,031	95	538	210	328	390	572	349	1,095	54	342	1,236	602	483	764	1,460
Negro	...	498	...	174	179	19	7	187	...	13	...	69	265	...	25	...	273
Other races	...	...	...	...	...	...	...	...	...	...	...	...	...	...	...	...	...
Renter occupied	233	2,460	65	425	294	253	354	550	258	627	26	273	962	310	435	584	1,811
White	226	2,124	64	304	144	234	349	443	258	624	26	219	799	310	413	584	1,270
Negro	7	336	1	120	150	19	5	107	...	2	...	53	163	...	22	...	540
Other races	...	...	...	...	...	...	...	...	...	...	...	...	...	...	...	...	...
Nonresident dwelling units	3	8	3	4	...	...	16	9	1	...	...	...	2	...	2	3	3
Vacant dwelling units	79	554	26	291	105	37	45	209	247	154	15	42	219	61	133	149	354
Nonseasonal not dilapidated, for rent or sale	13	76	6	24	2	3	9	20	86	24	1	11	23	20	7	21	23
Percent of total dwelling units	1.7	1.2	3.2	1.7	0.3	0.5	0.9	1.3	10.1	1.3	...	1.5	0.9	2.1	0.6	1.4	0.6
For rent	11	49	6	21	2	3	6	19	85	15	1	7	20	19	6	20	21
For sale only	2	27	...	3	...	...	3	1	1	...	...	4	3	1	1	1	2
Nonseasonal not dilapidated, not for rent or sale	23	229	10	56	32	26	18	50	101	47	3	19	80	17	52	51	156
Nonseasonal dilapidated	23	146	9	181	49	6	11	58	54	47	7	12	82	23	22	49	150
Seasonal	20	103	1	30	22	2	7	81	6	36	4	...	34	1	52	28	25
TYPE OF STRUCTURE																	
1 dwelling unit, detached	723	5,597	185	1,291	761	560	848	1,369	588	1,666	83	584	2,478	810	815	1,395	3,672
Other dwelling units	51	867	4	137	24	64	144	133	262	211	11	66	200	157	182	97	202
Trailers	2	87	...	4	3	13	20	25	5	12	1	76	6	6	81	8	27
NUMBER OF ROOMS																	
1 room	33	170	17	47	20	44	60	153	157	141	7	52	79	24	82	59	168
2 rooms	140	609	38	171	118	113	122	208	224	412	19	159	258	91	232	149	411
3 rooms	127	1,235	40	246	170	146	184	264	203	330	28	153	430	145	251	296	703
4 rooms	228	1,827	42	335	222	159	270	345	163	464	21	158	747	292	264	456	1,017
5 rooms	144	1,466	24	331	134	95	189	254	62	257	15	101	613	209	131	284	766
6 rooms	69	664	14	173	72	42	102	147	25	152	2	72	323	130	49	139	450
7 rooms	12	172	2	50	24	14	35	47	6	46	1	14	103	37	10	47	98
8 rooms	6	88	2	12	6	7	10	25	...	22	1	...	34	15	7	23	33
9 rooms or more	7	67	4	19	3	3	9	13	2	17	...	3	25	4	3	10	26
Not reported	10	253	6	48	19	14	31	71	13	48	1	14	72	26	49	57	229
CONDITION AND PLUMBING FACILITIES																	
Total dwelling units	776	6,551	189	1,432	788	637	1,012	1,527	855	1,889	95	726	2,684	973	1,078	1,500	3,901
Not dilapidated:	206	2,334	46	440	118	398	399	517	178	535	12	351	627	359	282	489	935
With priv. toilet and bath, and hot running water	74	563	12	64	16	19	137	67	82	184	6	9	168	114	48	32	123
With private toilet and bath, and only cold water	230	1,152	48	200	80	61	168	188	130	332	20	116	419	140	223	269	399
With running water, lacking private toilet or bath	166	856	50	209	287	51	158	247	304	413	22	132	821	51	176	343	906
No running water	...	...	...	...	...	...	...	...	...	...	...	...	...	...	...	...	...
Dilapidated:	1	67	...	16	...	7	8	21	27	11	...	5	22	53	14	11	17
With priv. toilet and bath, and hot running water	84	1,300	28	420	269	60	103	409	123	355	35	101	545	233	263	284	1,242
Lacking hot water, private toilet or bath	15	279	5	83	18	41	39	78	11	59	...	12	82	23	72	279	279
Condition or plumbing facilities not reported	...	...	...	...	...	...	...	...	...	...	...	...	...	...	...	...	...
Renter-occupied dwelling units	233	2,460	65	425	294	253	354	550	258	627	26	273	962	310	435	584	1,811
Not dilapidated:	63	655	21	112	35	158	114	191	76	164	1	151	163	93	83	171	372
With priv. toilet and bath, and hot running water	25	152	2	17	4	8	45	32	13	45	2	6	48	31	13	12	50
With private toilet and bath, and only cold water	68	484	20	70	31	30	68	79	32	114	6	30	145	50	82	105	176
With running water, lacking private toilet or bath	42	407	14	54	102	15	46	72	90	113	5	46	336	21	87	139	374
No running water	...	...	...	...	...	...	...	...	...	...	...	...	...	...	...	...	...
Dilapidated:	...	24	...	5	...	3	4	7	...	5	...	...	4	14	3	3	7
With priv. toilet and bath, and hot running water	27	657	7	138	109	29	50	149	43	166	...	...	36	24	139	121	773
Lacking hot water, private toilet or bath	8	81	1	29	13	10	27	20	4	20	...	...	4	26	5	33	59
Condition or plumbing facilities not reported	...	...	...	...	...	...	...	...	...	...	...	...	...	...	...	...	...
NUMBER OF PERSONS																	
Total occupied dwelling units	694	5,989	160	1,137	683	600	951	1,309	607	1,735	80	684	2,463	912	943	1,348	3,544
1 person	88	683	22	158	80	65	146	177	48	157	7	47	392	136	102	194	359
2 persons	188	1,831	29	372	161	187	281	342	107	451	28	180	794	311	276	432	861
3 persons	140	1,337	44	233	157	95	216	271	97	318	15	140	491	213	204	312	664
4 persons	127	986	20	177	93	113	148	223	85	279	7	160	340	147	137	205	610
5 persons	44	564	15	101	81	57	80	125	79	53	10	84	191	57	109	118	405
6 persons	47	257	12	44	47	36	35	72	175	10	84	191	57	109	118	212	212
7 persons	16	149	1	24	25	24	21	32	47	3	30	111	31	50	55	131	131
8 persons	15	80	9	10	12	9	11	24	27	58	1	10	40	3	15	17	85
9 persons	12	51	6	9	16	4	6	16	36	32	1	5	28	3	13	7	56
10 persons or more	17	51	2	9	11	10	7	20	35	47	4	7	24	2	12	3	61
Median number of persons:																	
Total occupied dwelling units	3.0	2.9	3.2	2.7	3.1	3.0	2.7	3.0	4.1	3.3	...	3.3	2.6	2.5	3.0	2.7	3.2
Owner-occupied dwelling units	3.0	2.7	...	2.6	3.0	2.8	2.7	2.8	4.7	3.3	...	3.3	2.5	2.4	2.5	2.5	3.1
Renter-occupied dwelling units	3.1	3.1	...	2.8	3.4	3.2	2.8	3.3	3.5	3.3	...	3.3	2.8	2.8	3.5	2.9	3.2
PERSONS PER ROOM																	
Total occupied dwelling units	694	5,989	160	1,137	683	600	951	1,309	607	1,735	80	684	2,463	912	943	1,348	3,544
0.75 or less	358	3,252	69	700	306	258	546	605	142	676	31	213	1,513	604	377	784	1,683
0.76 to 1.00	134	1,351	34	235	155	140	180	321	113	349	17	211	453	176	194	280	794
1.01 to 1.50	73	695	16	100	106	85	92	166	102	225	9	102	203	78	126	145	476
1.51 or more	122	543	35	81	99	111	106	174	238	455	22	146	233	35	211	102	518
Not reported	7	148	6	21	17	6	27	43	12	30	1	12	61	19	35	37	73

Table 29.—OCCUPANCY CHARACTERISTICS, TYPE OF STRUCTURE, NUMBER OF ROOMS, CONDITION AND PLUMBING FACILITIES, AND NUMBER OF PERSONS IN RURAL-NONFARM DWELLING UNITS, FOR COUNTIES: 1950—Con.

[Percent not shown where less than 0.1; median and percent not shown where base is less than 100]

Subject	Moore	Morris	Mot-ley	Nacog-doches	Na-varro	New-ton	Nolan	Nueces	Ochil-tree	Old-ham	Orange	Palo Pinto	Panola	Parker	Per-mer	Pecos	Polk	
Total dwelling units.....	1,872	1,942	716	2,555	2,891	1,862	967	4,352	93	303	4,581	2,210	1,662	1,703	838	1,079	2,891	
OCCUPANCY, TENURE, AND RACE																		
Occupied dwelling units.....	1,748	1,739	675	2,220	2,685	1,625	905	3,918	76	289	4,138	2,027	1,422	1,559	808	1,025	2,614	
Owner occupied.....	308	883	429	1,203	1,590	924	488	1,670	42	196	3,002	1,319	683	920	465	391	1,230	
Percent of total occupied.....	17.6	50.8	63.6	54.2	59.2	56.9	53.9	42.6	...	67.8	72.5	65.1	48.0	59.0	57.5	38.1	47.1	
White.....	308	699	396	939	1,275	725	486	1,647	42	196	2,935	1,315	538	920	465	383	851	
Negro.....	...	183	33	264	315	199	2	23	...	...	66	4	145	...	...	8	371	
Other races.....	...	1	...	...	...	...	...	...	...	...	1	...	...	...	...	...	8	
Renter occupied.....	1,440	856	246	1,017	1,095	701	417	2,248	34	93	1,136	708	739	639	343	634	1,384	
White.....	1,439	623	224	738	854	475	396	2,217	34	93	1,079	700	510	637	341	626	937	
Negro.....	...	233	22	279	241	226	21	30	...	...	57	8	229	2	1	8	402	
Other races.....	1	...	...	...	...	3	...	1	...	...	...	...	...	...	...	1	45	
Nonresident dwelling units.....	4	3	1	1	2	3	...	6	...	...	2	1	...	2	5	5	2	
Vacant dwelling units.....	120	200	40	334	204	234	62	428	17	14	441	182	240	142	25	49	275	
Nonseasonal not dilapidated, for rent or sale.....	50	35	16	48	22	50	20	92	...	3	133	22	49	37	5	9	17	
Percent of total dwelling units.....	2.7	1.8	2.2	1.9	0.8	2.1	2.1	2.1	...	1.0	2.9	1.0	2.9	2.2	0.6	0.8	0.6	
For rent.....	48	33	15	42	21	46	18	49	...	3	106	17	46	36	5	1	17	
For sale only.....	2	2	1	6	1	4	2	44	...	...	27	5	1	...	...	...	...	
Nonseasonal not dilapidated, not for rent or sale.....	68	34	8	83	44	54	16	137	17	7	121	88	73	63	12	17	87	
Nonseasonal dilapidated.....	...	59	12	191	98	122	15	78	...	1	103	55	87	41	1	13	157	
Seasonal.....	2	72	4	12	40	8	11	120	...	3	84	17	31	1	7	10	34	
TYPE OF STRUCTURE																		
1 dwelling unit, detached.....	949	1,669	633	2,385	2,506	1,728	729	3,512	86	274	4,309	2,030	1,531	1,532	723	980	2,739	
Other dwelling units.....	872	262	77	166	381	130	195	739	2	25	253	165	120	156	101	76	142	
Trailers.....	51	11	6	4	4	4	43	101	5	4	19	15	11	15	14	23	10	
NUMBER OF ROOMS																		
1 room.....	133	50	59	51	75	94	86	255	4	9	250	113	53	60	25	61	84	
2 rooms.....	202	242	114	191	300	211	149	581	6	23	561	244	189	199	98	187	217	
3 rooms.....	293	480	147	473	448	339	183	807	9	42	855	375	386	290	132	236	402	
4 rooms.....	688	534	197	838	806	538	231	1,270	20	78	1,491	606	423	510	245	319	890	
5 rooms.....	431	335	97	525	685	338	165	827	16	59	864	432	338	396	143	185	624	
6 rooms.....	64	182	60	294	337	227	84	304	10	47	403	208	165	147	113	46	353	
7 rooms.....	16	43	20	83	110	60	14	114	...	14	84	61	43	40	41	8	109	
8 rooms.....	1	27	7	21	38	17	6	28	5	6	10	30	12	24	8	5	32	
9 rooms or more.....	1	13	5	10	30	14	4	22	...	7	18	37	12	16	9	3	29	
Not reported.....	43	36	10	69	62	24	45	144	23	18	45	104	41	21	24	29	151	
CONDITION AND PLUMBING FACILITIES																		
Total dwelling units.....	1,872	1,942	716	2,555	2,891	1,862	967	4,352	93	303	4,581	2,210	1,662	1,703	838	1,079	2,891	
Not dilapidated:																		
With priv. toilet and bath, and hot running water.....	1,633	702	272	428	750	313	395	2,483	49	193	1,614	703	383	637	604	658	526	
With private toilet and bath, and only cold water.....	4	42	31	62	131	30	37	116	1	6	292	91	20	110	11	28	91	
With running water, lacking private toilet or bath.....	91	290	121	403	596	271	215	552	16	29	1,133	489	157	321	107	105	372	
No running water.....	37	542	94	815	670	599	118	511	5	19	750	429	552	358	41	86	830	
Dilapidated:																		
With priv. toilet and bath, and hot running water.....	32	19	25	20	40	12	3	49	...	2	88	20	16	11	5	32	17	
Lacking hot water, private toilet or bath.....	37	293	146	715	597	597	147	475	...	6	604	339	482	212	42	114	874	
Condition or plumbing facilities not reported.....	38	54	27	112	107	40	52	166	22	48	100	139	52	54	28	56	181	
Renter-occupied dwelling units.....	1,440	856	246	1,017	1,095	701	417	2,248	34	93	1,136	708	739	639	343	634	1,384	
Not dilapidated:																		
With priv. toilet and bath, and hot running water.....	1,344	220	69	105	178	106	134	1,369	22	51	330	203	163	221	224	458	237	
With private toilet and bath, and only cold water.....	2	15	7	18	40	8	19	45	...	1	57	26	3	47	4	20	57	
With running water, lacking private toilet or bath.....	22	145	51	171	222	108	89	264	6	14	274	156	61	125	51	39	209	
No running water.....	13	245	38	350	281	182	62	246	3	9	219	138	219	115	25	26	352	
Dilapidated:																		
With priv. toilet and bath, and hot running water.....	19	15	12	7	25	5	1	24	...	...	15	5	6	4	5	20	8	
Lacking hot water, private toilet or bath.....	24	191	61	327	301	275	87	247	...	3	215	140	260	108	21	40	477	
Condition or plumbing facilities not reported.....	16	25	8	39	48	17	25	53	3	15	26	40	27	19	13	31	44	
NUMBER OF PERSONS																		
Total occupied dwelling units.....	1,748	1,739	675	2,220	2,685	1,625	905	3,918	76	289	4,138	2,027	1,422	1,559	808	1,025	2,614	
1 person.....	47	181	77	256	387	178	94	233	7	23	261	315	173	144	61	61	268	
2 persons.....	357	503	230	612	903	406	287	894	22	89	927	719	351	506	254	265	734	
3 persons.....	511	427	132	453	538	318	218	912	15	66	873	361	287	316	184	247	544	
4 persons.....	436	270	121	366	380	279	168	797	16	55	836	325	251	298	142	218	385	
5 persons.....	221	173	57	246	220	191	76	456	8	23	583	149	139	137	92	103	274	
6 persons.....	96	80	24	143	132	106	29	268	3	17	322	63	102	82	39	58	165	
7 persons.....	46	48	18	71	55	64	13	126	2	10	165	46	58	34	17	40	107	
8 persons.....	18	22	9	37	26	41	8	95	1	4	74	19	32	19	15	11	55	
9 persons.....	7	12	5	20	25	23	10	58	2	2	54	14	12	14	2	11	38	
10 persons or more.....	9	23	2	16	19	19	2	79	...	...	43	16	17	9	2	11	44	
Median number of persons:																		
Total occupied dwelling units.....	3.4	2.9	2.7	3.0	2.6	3.2	2.8	3.4	...	3.0	3.5	2.5	3.2	2.9	3.0	3.3	3.1	
Owner-occupied dwelling units.....	3.5	2.8	2.6	2.8	2.4	3.2	2.6	3.3	...	2.9	3.6	2.4	2.9	2.6	2.9	3.3	2.9	
Renter-occupied dwelling units.....	3.4	3.0	3.1	3.3	2.9	3.3	3.2	3.5	...	...	3.4	2.8	3.4	3.3	3.1	3.2	3.2	
PERSONS PER ROOM																		
Total occupied dwelling units.....	1,748	1,739	675	2,220	2,685	1,625	905	3,918	76	289	4,138	2,027	1,422	1,559	808	1,025	2,614	
0.75 or less.....	627	900	336	1,163	1,629	784	422	1,612	39	163	1,602	836	397	801	427	400	1,378	
0.76 to 1.00.....	560	404	162	499	531	366	198	1,011	12	64	1,136	395	310	377	189	264	520	
1.01 to 1.50.....	275	203	77	321	253	201	113	568	8	27	750	358	361	209	89	148	344	
1.51 or more.....	253	202	91	200	221	253	133	636	9	22	615	353	323	155	80	187	309	
Not reported.....	33	30	9	37	51	21	39	91	8	13	35	85	31	17	23	26		

## HOUSING—GENERAL CHARACTERISTICS

Table 29.—OCCUPANCY CHARACTERISTICS, TYPE OF STRUCTURE, NUMBER OF ROOMS, CONDITION AND PLUMBING FACILITIES, AND NUMBER OF PERSONS IN RURAL-NONFARM DWELLING UNITS, FOR COUNTIES: 1950—Con.

[Percent not shown where less than 0.1; median and percent not shown where base is less than 100]

Subject	Pot-ter	Pre-sidio	Rains	Ran-dall	Reagan	Real	Red River	Reeves	Re-fugio	Rob-erts	Robert-son	Rock-wall	Run-nels	Rusk	Sebine	San Augus-tine	San Jacinto
Total dwelling units.....	1,402	739	557	228	911	715	2,603	557	1,303	228	1,883	1,180	846	6,316	1,575	551	1,087
OCCUPANCY, TENURE, AND RACE																	
Occupied dwelling units.....	1,301	619	480	115	834	485	2,155	491	1,122	221	1,588	1,097	785	5,701	1,455	438	969
Owner occupied.....	692	316	293	53	338	292	1,186	250	552	178	873	712	515	3,455	581	244	586
Percent of total occupied.....	53.2	51.1	61.0	46.1	40.5	60.2	55.0	50.9	49.2	80.5	55.0	64.9	65.6	60.6	39.9	55.7	60.5
White.....	692	314	261	53	332	292	950	250	495	178	650	656	501	2,954	537	199	314
Negro.....	...	1	32	...	6	...	236	...	57	...	232	55	15	500	44	45	272
Other races.....	...	1	...	...	...	...	...	...	...	...	1	1	...	1	...	...	...
Renter occupied.....	609	303	187	62	496	193	969	241	570	43	715	385	270	2,246	874	194	383
White.....	605	300	176	62	469	193	818	241	515	43	501	321	267	1,840	594	131	207
Negro.....	3	...	11	...	27	...	151	...	54	...	214	64	3	406	280	63	176
Other races.....	1	3	...	...	...	...	...	...	1	...	...	...	...	...	...	...	...
Nonresident dwelling units.....	4	...	...	2	1	1	9	2	1	...	1	5	1	...	...	...	...
Vacant dwelling units.....	97	120	77	111	76	229	439	64	180	7	294	78	60	615	120	113	118
Nonseasonal not dilapidated, for rent or sale.....	49	17	4	3	46	17	34	17	30	3	25	19	22	112	13	6	7
Percent of total dwelling units.....	3.5	2.3	0.7	1.3	5.0	2.4	1.3	3.1	2.3	1.3	1.3	1.6	2.6	1.8	0.8	1.1	0.6
For rent.....	46	10	4	2	45	17	28	17	30	3	22	13	18	83	10	5	5
For sale only.....	3	7	...	1	1	...	6	...	...	...	3	6	4	29	3	1	2
Nonseasonal not dilapidated, not for rent or sale.....	25	27	11	6	5	124	55	17	44	2	84	9	13	165	31	42	36
Nonseasonal dilapidated.....	4	71	50	1	14	23	196	30	38	...	136	13	11	208	51	59	70
Seasonal.....	19	5	12	101	11	65	154	...	68	2	49	37	14	130	25	6	5
TYPE OF STRUCTURE																	
1 dwelling unit, detached.....	1,060	623	508	183	700	641	2,377	446	1,189	218	1,773	931	761	6,024	1,417	537	1,038
Other dwelling units.....	319	116	47	41	145	60	223	94	102	10	106	245	60	277	156	14	41
Trailers.....	23	...	2	4	66	14	3	17	12	...	4	4	25	15	2	...	8
NUMBER OF ROOMS																	
1 room.....	43	72	14	37	70	66	57	63	88	1	38	19	33	118	32	10	38
2 rooms.....	251	170	86	19	144	123	318	122	148	5	218	160	97	521	102	45	121
3 rooms.....	307	181	135	35	213	135	616	104	243	21	428	193	144	1,040	257	94	201
4 rooms.....	365	131	158	58	268	152	819	114	311	45	486	257	223	2,036	505	199	323
5 rooms.....	235	81	112	37	130	77	441	68	252	62	367	241	186	1,514	347	126	199
6 rooms.....	113	58	36	26	55	25	200	45	146	49	194	172	106	656	207	44	122
7 rooms.....	36	16	4	11	8	8	56	16	44	21	62	61	20	177	65	16	25
8 rooms.....	16	13	3	...	4	1	21	4	15	10	18	31	15	50	24	2	8
9 rooms or more.....	9	3	3	3	2	4	16	4	17	13	10	14	7	21	17	1	14
Not reported.....	27	14	6	2	17	124	59	17	39	1	62	32	15	183	19	14	36
CONDITION AND PLUMBING FACILITIES																	
Total dwelling units.....	1,402	739	557	228	911	715	2,603	557	1,303	228	1,883	1,180	846	6,316	1,575	551	1,087
Not dilapidated:																	
With priv. toilet and bath, and hot running water.....	1,065	161	82	124	694	108	310	216	681	202	428	443	282	2,928	300	55	128
With private toilet and bath, and only cold water.....	14	30	10	9	8	73	54	34	79	2	87	63	101	136	76	11	21
With running water, lacking private toilet or bath.....	150	70	60	24	107	173	364	54	143	7	279	237	205	646	226	29	61
No running water.....	77	154	301	35	21	106	792	56	107	12	557	147	100	1,055	622	262	308
Dilapidated:																	
With priv. toilet and bath, and hot running water.....	13	10	...	4	13	4	4	17	13	1	1	33	9	120	3	...	12
Lacking hot water, private toilet or bath.....	56	286	94	13	39	129	973	162	215	2	460	193	130	1,180	314	174	497
Condition or plumbing facilities not reported.....	27	28	10	19	29	122	106	18	65	2	71	64	19	251	34	20	60
Renter-occupied dwelling units.....	609	303	187	62	496	193	969	241	570	43	715	385	270	2,246	874	194	383
Not dilapidated:																	
With priv. toilet and bath, and hot running water.....	454	76	8	34	412	25	43	104	320	32	124	95	71	1,065	137	12	37
With private toilet and bath, and only cold water.....	4	13	2	2	5	19	15	38	...	33	12	28	28	39	3	5	5
With running water, lacking private toilet or bath.....	72	23	12	9	37	58	146	23	62	2	108	97	72	177	157	11	21
No running water.....	44	53	139	7	5	27	293	14	34	6	216	60	36	406	358	97	70
Dilapidated:																	
With priv. toilet and bath, and hot running water.....	7	5	...	2	8	2	1	8	6	1	1	11	3	28	1	...	5
Lacking hot water, private toilet or bath.....	18	123	20	8	17	53	411	67	88	1	200	88	51	470	167	62	224
Condition or plumbing facilities not reported.....	10	10	6	...	12	9	56	10	22	1	33	22	9	72	15	9	21
NUMBER OF PERSONS																	
Total occupied dwelling units.....	1,301	619	480	115	834	485	2,155	491	1,122	221	1,588	1,097	785	5,701	1,455	438	969
1 person.....	81	56	79	8	38	65	291	60	94	31	234	162	104	448	127	46	148
2 persons.....	348	128	158	42	253	127	695	134	305	76	485	367	266	1,583	416	137	274
3 persons.....	323	114	107	32	231	88	452	85	226	44	334	246	167	1,466	307	81	176
4 persons.....	287	91	70	13	61	84	308	83	201	33	222	161	102	1,052	225	69	124
5 persons.....	152	80	32	6	183	38	180	56	122	24	116	77	65	580	179	36	76
6 persons.....	65	53	14	9	42	30	95	27	75	4	79	43	36	259	100	34	76
7 persons.....	26	32	9	3	16	19	65	20	46	6	40	14	21	156	49	15	43
8 persons.....	11	22	6	1	5	11	32	12	22	2	31	8	9	85	26	14	26
9 persons.....	6	16	3	...	3	8	17	9	12	1	20	7	10	39	14	3	11
10 persons or more.....	2	27	2	1	2	15	20	5	19	...	27	12	5	33	12	3	15
Median number of persons:																	
Total occupied dwelling units.....	3.2	3.6	2.5	2.7	3.0	3.1	2.7	3.1	3.2	2.6	2.7	2.6	2.6	3.1	3.1	2.9	2.9
Owner-occupied dwelling units.....	3.2	4.0	2.4	...	3.1	2.9	2.5	3.2	3.2	2.5	2.6	2.5	2.5	3.0	2.8	2.7	2.8
Renter-occupied dwelling units.....	3.2	3.3	2.8	...	3.0	3.4	3.0	3.0	3.3	...	2.9	2.8	3.0	3.1	3.3	3.3	2.9
PERSONS PER ROOM																	
Total occupied dwelling units.....	1,301	619	480	115	834	485	2,155	491	1,122	221	1,588	1,097	785	5,701	1,455	438	969
0.75 or less.....	512	111	283	61	336	185	1,200	163	513	168	890	667	458	3,074	782	231	340
0.76 to 1.00.....	431	132	104	25	238	108	431	122	293	32	318	243	167	1,386	329	97	183
1.01 to 1.50.....	219	141	43	12	122	51	279	75	149	15	161	89	71	658	197	57	236
1.51 or more.....	112	224	45	16	125	122	209	120	151	5	169	67	79	449	130	40	183
Not reported.....	27	11	5	1	13	19	36	11	16	1	50	31	10	134	17	13	27

Table 29.—OCCUPANCY CHARACTERISTICS, TYPE OF STRUCTURE, NUMBER OF ROOMS, CONDITION AND PLUMBING FACILITIES, AND NUMBER OF PERSONS IN RURAL-NONFARM DWELLING UNITS, FOR COUNTIES: 1950—Con.

[Percent not shown where less than 0.1; median and percent not shown where base is less than 100]

Subject	San Petri- cio	San Saba	Schlei- cher	Sourry	Shack- elford	Shel- by	Sher- man	Smith	Somer- vell	Starr	Ste- phens	Ster- ling	Stone- wall	Sutton	Swisher	Tar- rant	Taylor
Total dwelling units.....	3,714	528	684	1,989	1,322	2,548	579	5,714	702	1,764	642	294	606	189	370	8,083	3,810
OCCUPANCY, TENURE, AND RACE																	
Occupied dwelling units.....	3,102	470	560	1,670	1,193	2,130	509	5,126	499	1,495	603	263	508	156	336	7,558	3,460
Owner occupied.....	1,709	298	337	887	724	1,091	359	3,075	283	1,143	358	153	274	102	224	4,895	2,146
Percent of total occupied.....	55.1	63.4	60.2	53.1	60.7	51.2	70.5	60.0	56.7	76.5	59.4	58.2	53.9	65.4	66.7	64.8	62.0
White.....	1,700	297	327	861	692	904	359	2,418	282	1,143	358	153	257	102	222	4,783	2,094
Negro.....	9	1	10	26	32	177	...	655	1	...	...	17	...	...	1	106	52
Other races.....	...	...	...	...	...	10	...	2	...	...	...	...	...	...	1	...	...
Renter occupied.....	1,393	172	223	783	469	1,039	150	2,051	216	352	245	110	234	54	112	2,663	1,314
White.....	1,381	172	218	750	463	722	149	1,523	216	352	245	108	227	54	112	2,572	1,266
Negro.....	11	...	5	33	5	314	1	525	...	...	...	2	7	...	...	91	48
Other races.....	1	...	...	...	1	3	...	3	...	...	...	...	...	...	...	...	...
Nonresident dwelling units.....	44	...	...	18	6	9	...	13	7	...	1	4	...	...	6	23	10
Vacant dwelling units.....	568	58	124	301	123	409	70	575	196	269	38	27	98	33	28	502	340
Nonseasonal not dilapidated, for rent or sale.....	71	1	7	165	21	76	32	90	78	17	6	...	2	1	5	158	105
Percent of total dwelling units.....	1.9	0.2	1.0	8.3	1.6	3.0	5.5	1.6	11.1	1.0	0.9	...	0.3	0.5	1.4	2.0	2.8
For rent.....	63	1	7	149	17	71	29	71	75	17	4	...	1	1	4	102	78
For sale only.....	8	...	...	16	4	5	3	19	3	...	2	...	1	...	1	56	27
Nonseasonal not dilapidated, not for rent or sale.....	149	15	7	66	32	76	20	144	51	67	15	13	9	19	12	187	74
Nonseasonal dilapidated.....	145	15	3	48	11	180	16	168	27	34	10	14	17	11	2	64	91
Seasonal.....	203	27	107	22	59	77	2	173	40	151	7	...	70	2	9	93	70
TYPE OF STRUCTURE																	
1 dwelling unit, detached.....	3,179	495	579	1,250	1,127	2,241	463	5,250	635	1,696	606	266	505	185	334	7,185	3,291
Other dwelling units.....	489	29	104	271	184	305	100	442	65	59	29	22	89	4	32	728	474
Trailers.....	46	4	1	468	11	2	16	22	2	9	7	6	12	...	4	170	45
NUMBER OF ROOMS																	
1 room.....	512	31	52	354	40	78	37	139	124	183	24	18	27	25	12	409	177
2 rooms.....	902	61	130	635	160	310	59	571	103	454	33	48	112	50	42	1,172	554
3 rooms.....	710	84	112	410	234	539	81	1,093	152	428	97	43	123	37	60	1,681	657
4 rooms.....	703	153	171	314	322	782	142	1,640	140	345	197	60	146	38	96	2,275	1,114
5 rooms.....	453	96	119	156	293	468	126	1,261	108	151	160	54	80	22	73	1,417	726
6 rooms.....	211	48	64	61	180	211	75	609	42	77	82	37	37	8	60	614	314
7 rooms.....	59	26	17	11	56	74	26	145	12	23	22	10	11	3	16	192	87
8 rooms.....	21	6	9	5	17	12	15	51	3	6	6	5	4	2	4	95	24
9 rooms or more.....	29	3	5	4	10	16	10	31	9	19	4	6	3	1	3	82	31
Not reported.....	114	20	5	39	10	58	8	174	9	78	17	13	63	3	4	146	126
CONDITION AND PLUMBING FACILITIES																	
Total dwelling units.....	3,714	528	684	1,989	1,322	2,548	579	5,714	702	1,764	642	294	606	189	370	8,083	3,810
Not dilapidated:																	
With priv. toilet and bath, and hot running water.....	1,201	169	367	649	774	606	442	1,978	321	275	310	138	156	56	246	3,864	1,648
With private toilet and bath, and only cold water.....	106	62	10	41	101	34	3	163	70	34	30	14	15	8	4	975	151
With running water, lacking private toilet or bath.....	449	92	107	651	221	269	79	624	68	291	107	28	116	22	43	1,512	697
No running water.....	1,084	89	70	253	74	686	24	1,694	130	984	89	13	116	22	33	1,220	650
Dilapidated:																	
With priv. toilet and bath, and hot running water.....	20	3	8	34	19	20	2	79	4	3	4	14	8	...	3	51	29
Lacking hot water, private toilet or bath.....	766	75	85	280	102	847	24	952	95	123	93	59	177	76	30	647	537
Condition or plumbing facilities not reported.....	88	38	37	81	31	86	5	224	14	54	9	28	18	5	11	214	98
Renter-occupied dwelling units.....	1,393	172	223	783	469	1,039	150	2,051	216	352	245	110	234	54	112	2,663	1,314
Not dilapidated:																	
With priv. toilet and bath, and hot running water.....	548	29	130	267	282	147	113	499	100	207	126	62	49	29	61	1,032	454
With private toilet and bath, and only cold water.....	45	19	3	15	19	8	...	35	15	6	10	2	8	2	1	160	40
With running water, lacking private toilet or bath.....	145	39	43	206	105	112	22	241	25	32	33	5	49	3	18	611	296
No running water.....	312	27	13	87	26	277	9	693	25	90	34	3	38	2	13	433	259
Dilapidated:																	
With priv. toilet and bath, and hot running water.....	11	...	2	17	4	8	...	21	2	3	2	8	7	...	2	11	9
Lacking hot water, private toilet or bath.....	308	42	18	148	27	458	6	471	46	6	37	26	79	15	14	320	212
Condition or plumbing facilities not reported.....	24	16	14	43	6	29	...	91	3	8	3	4	4	3	3	96	44
NUMBER OF PERSONS																	
Total occupied dwelling units.....	3,102	470	560	1,670	1,193	2,130	509	5,126	499	1,495	603	263	508	156	336	7,558	3,460
1 person.....	202	66	74	122	125	303	37	464	70	96	54	26	64	10	32	585	363
2 persons.....	599	140	147	482	410	597	169	1,444	184	259	203	79	166	29	105	2,149	1,029
3 persons.....	598	94	111	423	272	449	113	1,103	104	231	126	57	100	36	70	1,758	739
4 persons.....	538	75	101	309	225	338	87	924	57	280	120	42	83	21	64	1,471	624
5 persons.....	411	35	26	156	92	210	56	559	49	182	57	21	53	22	40	848	348
6 persons.....	259	22	55	97	38	98	31	279	22	133	22	22	21	10	16	431	172
7 persons.....	198	18	20	40	21	63	12	156	10	102	8	10	9	8	2	176	92
8 persons.....	112	7	10	18	5	29	1	86	2	89	5	3	6	3	4	86	47
9 persons.....	75	5	8	10	2	25	2	49	...	45	5	...	2	9	1	34	24
10 persons or more.....	110	8	13	3	18	1	62	1	49	78	3	3	4	8	2	20	22
Median number of persons:																	
Total occupied dwelling units.....	3.8	2.8	3.0	3.0	2.7	2.9	2.9	3.1	2.5	4.1	2.9	3.0	2.7	3.6	2.9	3.1	3.0
Owner-occupied dwelling units.....	3.8	2.6	2.9	2.9	2.5	2.7	2.9	3.0	2.4	4.3	2.6	2.7	2.7	4.5	2.7	3.0	2.9
Renter-occupied dwelling units.....	3.7	3.1	3.2	3.2	2.9	3.1	3.1	3.2	2.6	3.5	3.2	3.3	2.8	...	3.5	3.2	3.1
PERSONS PER ROOM																	
Total occupied dwelling units.....	3,102	470	560	1,670	1,193	2,130	509	5,126	499	1,495	603	263	508	156	336	7,558	3,460
0.75 or less.....	516	269	279	416	717	1,158	288	2,582	295	341	358	132	231	39	188	3,414	1,698
0.76 to 1.00.....	610	91	124	398	284	427	124	1,207	97	306	134	56	119	26	70	1,834	783
1.01 to 1.50.....	623	40	60	285	105	233	53	633	50	230	54	31	51	29	34	1,190	444
1.51 or more.....	1,266	58	92	538	78	267	41	606	52	596	43	43	62	60	40	995	420
Not reported.....	87	12	5	33	9	45	3	98	5	22	14	1	45	2	4	125	115



## HOUSING—GENERAL CHARACTERISTICS

Table 29.—OCCUPANCY CHARACTERISTICS, TYPE OF STRUCTURE, NUMBER OF ROOMS, CONDITION AND PLUMBING FACILITIES, AND NUMBER OF PERSONS IN RURAL-NONFARM DWELLING UNITS, FOR COUNTIES: 1950—Con.

[Percent not shown where less than 0.1; median and percent not shown where base is less than 100]

Subject	Terrell	Terry	Throckmorton	Titus	Tom Green	Travis	Trinity	Tyler	Upshur	Upton	Uvalde	Val Verde	Van Zandt	Victoria	Walker	Waller	Ward	
Total dwelling units	726	788	709	1,551	670	4,857	2,279	2,183	1,965	659	1,325	365	3,702	2,928	1,636	1,962	1,794	
OCCUPANCY, TENURE, AND RACE																		
Occupied dwelling units	677	556	671	1,422	571	3,965	2,027	1,947	1,754	590	1,235	302	3,400	2,735	1,358	1,902	1,641	
Owner occupied	343	250	464	770	341	2,381	1,111	1,041	1,093	250	798	139	1,989	1,446	716	1,044	664	
Percent of total occupied	50.7	45.0	69.2	54.1	59.7	65.1	54.8	53.5	62.3	42.4	64.6	46.0	58.5	52.9	52.7	54.9	40.5	
White	343	204	464	642	341	2,245	759	860	827	238	798	139	1,874	1,241	399	522	659	
Negro	...	46	...	128	...	335	352	181	266	12	...	...	115	203	317	522	5	
Other races	...	...	...	...	...	...	...	...	...	...	...	...	...	2	...	...	...	
Renter occupied	334	306	207	652	230	1,384	916	906	661	340	437	163	1,411	1,289	642	858	977	
White	332	265	207	605	229	1,183	632	675	528	336	432	158	1,319	1,178	437	473	973	
Negro	2	41	...	46	1	199	284	231	133	4	5	5	91	111	205	385	1	
Other races	...	...	...	1	...	2	...	...	...	...	...	...	1	...	...	...	3	
Nonresident dwelling units	3	3	4	...	4	23	20	8	5	...	...	...	35	8	...	...	1	
Vacant dwelling units	46	229	34	129	95	869	232	228	206	69	90	28	294	183	278	60	152	
Nonseasonal not dilapidated, for rent or sale	6	26	18	13	8	118	23	26	23	24	20	4	54	66	94	19	54	
Percent of total dwelling units	0.8	3.3	2.5	0.8	1.2	2.4	1.0	1.2	1.2	3.6	1.5	1.1	1.5	2.3	5.7	1.0	3.0	
For rent	1	26	16	11	7	80	21	20	20	22	16	3	48	25	93	19	53	
For sale only	1	...	2	2	1	38	2	6	3	2	4	1	6	41	1	...	1	
Nonseasonal not dilapidated, not for rent or sale	14	28	8	53	38	138	64	69	70	21	33	7	65	78	54	25	52	
Nonseasonal dilapidated	14	28	7	31	15	108	142	92	97	3	25	15	125	12	111	10	44	
Seasonal	12	149	1	32	34	505	3	41	16	21	12	2	50	27	19	6	2	
TYPE OF STRUCTURE																		
1 dwelling unit, detached	610	685	588	1,459	611	4,507	1,930	1,944	1,872	529	1,174	298	3,109	2,355	1,340	1,724	1,392	
Other dwelling units	108	92	117	87	53	232	344	226	88	95	143	61	965	398	291	162	360	
Trailers	8	11	4	5	6	118	5	13	5	35	8	6	28	175	5	76	42	
NUMBER OF ROOMS																		
1 room	40	95	32	25	31	347	61	102	32	33	64	28	74	220	49	111	110	
2 rooms	135	208	77	197	98	807	236	224	193	118	248	93	395	396	175	184	326	
3 rooms	150	153	119	385	133	1,018	383	389	352	140	289	78	749	575	444	339	428	
4 rooms	170	206	219	487	191	1,238	537	540	613	182	318	65	1,010	734	393	440	523	
5 rooms	111	77	136	277	111	828	469	449	411	114	210	54	806	603	300	477	250	
6 rooms	67	28	82	115	47	358	292	275	213	43	108	28	343	220	167	200	68	
7 rooms	26	1	18	20	13	88	94	90	49	16	44	7	124	65	29	82	30	
8 rooms	9	...	10	5	4	48	27	25	13	4	8	...	51	22	16	27	10	
9 rooms or more	5	...	9	5	7	25	36	23	8	1	8	3	30	11	9	23	5	
Not reported	13	20	7	35	35	100	144	66	81	8	28	9	120	82	54	79	44	
CONDITION AND PLUMBING FACILITIES																		
Total dwelling units	726	788	709	1,551	670	4,857	2,279	2,183	1,965	659	1,325	365	3,702	2,928	1,636	1,962	1,794	
Not dilapidated:																		
With priv. toilet and bath, and hot running water	321	206	372	455	249	1,852	549	663	617	518	443	132	1,486	1,274	232	814	1,171	
With private toilet and bath, and only cold water	29	6	32	20	68	424	65	87	34	6	106	29	179	101	35	94	11	
With running water, lacking private toilet or bath	145	134	198	218	97	614	306	234	224	75	218	80	573	407	324	200	172	
No running water	54	214	59	517	113	939	577	623	644	22	183	42	579	541	577	263	74	
Dilapidated:																		
With priv. toilet and bath, and hot running water	13	7	5	12	7	34	24	20	31	3	15	4	50	28	5	17	55	
Lacking hot water, private toilet or bath	149	188	63	252	93	862	645	492	332	17	309	64	625	446	402	505	247	
Condition or plumbing facilities not reported	15	33	20	77	43	132	113	64	83	18	51	14	210	131	61	69	64	
Renter-occupied dwelling units	334	306	207	652	230	1,384	916	906	661	340	437	163	1,411	1,289	642	858	977	
Not dilapidated:																		
With priv. toilet and bath, and hot running water	158	116	103	189	92	416	185	259	211	306	153	56	430	561	107	375	774	
With private toilet and bath, and only cold water	12	5	7	7	31	88	18	30	11	1	31	13	67	36	11	38	3	
With running water, lacking private toilet or bath	53	53	46	79	29	209	113	103	75	23	75	32	273	152	151	105	48	
No running water	29	68	20	206	32	255	244	230	214	4	41	25	250	256	198	85	31	
Dilapidated:																		
With priv. toilet and bath, and hot running water	9	3	3	11	4	16	9	7	16	...	4	3	17	16	5	11	22	
Lacking hot water, private toilet or bath	66	49	22	134	32	348	320	250	107	1	115	25	287	206	148	207	74	
Condition or plumbing facilities not reported	7	12	6	26	10	52	27	27	27	5	18	9	87	62	22	37	25	
NUMBER OF PERSONS																		
Total occupied dwelling units	677	556	671	1,422	571	3,965	2,027	1,947	1,754	590	1,235	302	3,400	2,735	1,358	1,902	1,641	
1 person	57	31	85	142	70	302	299	222	161	37	144	38	449	205	194	246	113	
2 persons	160	121	215	414	186	1,083	603	556	496	176	280	85	1,139	668	355	605	390	
3 persons	137	136	168	344	128	798	424	393	400	137	234	58	723	641	287	370	420	
4 persons	122	98	114	258	95	722	303	320	313	131	206	39	587	532	209	299	326	
5 persons	82	74	45	130	41	441	170	171	172	58	143	36	276	286	116	171	177	
6 persons	35	42	24	70	22	237	90	126	96	26	87	17	109	164	70	92	91	
7 persons	28	13	13	26	17	152	72	68	45	8	40	9	64	104	50	44	59	
8 persons	22	14	4	17	8	98	34	40	38	7	31	9	33	57	37	33	35	
9 persons	15	14	1	10	...	52	16	24	16	3	34	3	8	28	21	20	12	
10 persons or more	19	13	2	11	4	80	16	27	17	7	36	8	12	50	19	22	18	
Median number of persons:																		
Total occupied dwelling units	3.4	3.4	2.7	3.0	2.7	3.2	2.8	3.0	3.1	3.1	3.3	3.0	2.7	3.3	3.0	2.8	3.3	
Owner-occupied dwelling units	3.7	3.4	2.6	2.8	2.5	3.2	2.6	2.9	2.9	3.1	3.3	3.0	2.5	3.1	2.9	2.7	3.4	
Renter-occupied dwelling units	3.2	3.4	2.9	3.2	3.1	3.3	3.0	3.1	3.3	3.1	3.3	3.0	2.8	3.4	3.0	2.9	3.2	
PERSONS PER ROOM																		
Total occupied dwelling units	677	556	671	1,422	571	3,965	2,027	1,947	1,754	590	1,235	302	3,400	2,735	1,358	1,902	1,641	
0.75 or less	262	89	420	741	294	1,713	1,152	990	918	254	524	122	1,986	1,057	692	994	601	
0.76 to 1.00	162	111	128	334	125	939	426	436	371	161	256	69	740	709	314	437	468	
1.01 to 1.50	86	141	65	185	89	509	199	208	239	103	143	40	329	351	144	171	257	
1.51 or more	159	211	52	142	50	738	180	257	167	64	290	63	240	560	166	222	279	
Not reported	8	4	6	20	13	66	70	56	59	8	22	8	105	58	42	78	36	

Table 29.—OCCUPANCY CHARACTERISTICS, TYPE OF STRUCTURE, NUMBER OF ROOMS, CONDITION AND PLUMBING FACILITIES, AND NUMBER OF PERSONS IN RURAL-NONFARM DWELLING UNITS, FOR COUNTIES: 1950—Con.

[Percent not shown where less than 0.1; median and percent not shown where base is less than 100]

Subject	Wash- ington	Webb	Wharton	Wheeler	Wichita	Wil- barger	Willacy	Wil- liam- son	Wilson	Winkler	Wise	Wood	Yoakum	Young	Zapata	Zavala
Total dwelling units.....	1,395	690	3,997	973	3,683	786	2,427	3,341	1,990	1,012	2,130	2,149	1,009	1,026	761	599
<b>OCCUPANCY, TENURE, AND RACE</b>																
Occupied dwelling units.....	1,080	564	3,656	896	3,488	743	1,938	3,059	1,867	876	1,977	1,952	923	930	662	479
Owner occupied.....	512	309	1,764	463	1,922	278	678	1,942	1,197	294	1,258	1,093	392	524	452	329
Percent of total occupied.....	47.4	54.8	48.2	51.7	55.1	37.4	35.0	63.5	64.1	33.6	63.6	56.0	42.5	56.3	68.3	68.7
White.....	262	309	1,184	439	1,921	275	677	1,661	1,163	274	1,258	1,010	391	524	451	327
Negro.....	250	209	580	24	1	2	1	281	34	19	...	83	1	...	1	2
Other races.....	...	...	...	...	...	1	...	...	...	1	...	...	...	...	...	...
Renter occupied.....	568	255	1,892	433	1,566	465	1,260	1,117	670	582	719	859	531	406	210	150
White.....	279	255	1,393	405	1,552	441	1,258	954	653	578	719	765	527	403	210	150
Negro.....	289	...	499	28	13	24	2	163	14	4	...	93	3	1	...	...
Other races.....	...	...	...	...	1	...	...	...	3	...	...	1	1	2	...	...
Nonresident dwelling units.....	1	5	4	2	4	...	4	2	1	...	2	3	2	...	2	...
Vacant dwelling units.....	314	121	337	75	191	43	485	280	122	136	151	194	84	96	97	120
Nonseasonal not dilapidated, for rent or sale.....	20	12	63	12	43	2	191	41	30	70	25	25	13	14	4	3
Percent of total dwelling units.....	1.4	1.7	1.6	1.2	1.2	0.3	7.9	1.2	1.5	6.9	1.2	1.2	1.3	1.4	0.5	0.5
For rent.....	18	12	59	12	32	2	188	35	24	67	25	25	13	11	3	3
For sale only.....	2	...	4	...	11	...	3	6	6	3	...	...	...	3	1	...
Nonseasonal not dilapidated, not for rent or sale.....	95	44	67	32	91	25	80	55	27	17	32	46	35	41	40	10
Nonseasonal dilapidated.....	165	43	73	28	33	9	145	57	59	45	35	56	30	39	14	16
Seasonal.....	34	22	134	3	24	7	69	127	6	4	59	67	6	2	39	91
<b>TYPE OF STRUCTURE</b>																
1 dwelling unit, detached.....	1,344	381	3,655	878	3,059	738	2,244	2,965	1,798	867	1,843	1,990	839	966	709	554
Other dwelling units.....	50	308	329	93	446	43	175	365	191	138	279	140	123	44	52	43
Trailers.....	1	1	13	2	178	5	8	11	1	7	8	19	47	16	...	2
<b>NUMBER OF ROOMS</b>																
1 room.....	44	34	237	34	137	36	674	96	102	14	85	66	50	34	49	88
2 rooms.....	196	149	604	134	422	76	638	369	359	98	249	221	150	80	162	165
3 rooms.....	390	176	819	170	642	110	393	536	380	217	372	355	230	218	188	135
4 rooms.....	334	153	1,084	329	1,090	249	318	869	454	335	645	658	363	340	130	99
5 rooms.....	211	91	611	159	801	174	231	749	342	224	413	469	132	211	66	64
6 rooms.....	121	40	303	72	364	85	93	416	172	73	206	226	52	75	49	27
7 rooms.....	46	13	91	26	88	11	24	133	57	5	58	43	7	14	13	10
8 rooms.....	11	3	49	12	36	6	14	57	35	2	23	18	1	8	6	2
9 rooms or more.....	10	5	36	11	24	5	6	46	15	5	22	13	2	5	4	2
Not reported.....	32	26	163	26	79	34	36	70	74	39	57	80	22	41	94	7
<b>CONDITION AND PLUMBING FACILITIES</b>																
Total dwelling units.....	1,395	690	3,997	973	3,683	786	2,427	3,341	1,990	1,012	2,130	2,149	1,009	1,026	761	599
Not dilapidated:																
With priv. toilet and bath, and hot running water.....	131	217	1,274	456	1,937	308	471	1,102	514	795	833	955	768	230	56	105
With private toilet and bath, and only cold water.....	83	33	207	16	137	16	54	311	163	5	121	65	9	43	30	32
With running water, lacking private toilet or bath.....	159	109	463	180	673	184	125	581	280	37	577	243	50	359	154	65
No running water.....	526	90	997	166	390	181	786	388	502	18	293	411	9	166	440	139
Dilapidated:																
With priv. toilet and bath, and hot running water.....	...	12	19	14	45	1	21	19	36	90	4	20	67	4	...	5
Lacking hot water, private toilet or bath.....	463	198	810	126	384	81	931	752	433	51	259	377	86	179	34	229
Condition or plumbing facilities not reported.....	32	31	267	15	117	15	39	188	62	16	43	78	20	45	47	24
Renter-occupied dwelling units.....	568	255	1,892	433	1,566	465	1,260	1,117	670	582	719	859	531	406	210	150
Not dilapidated:																
With priv. toilet and bath, and hot running water.....	47	95	633	199	745	193	198	286	118	505	249	326	449	81	29	43
With private toilet and bath, and only cold water.....	32	8	77	3	50	5	23	99	47	4	39	15	3	14	9	11
With running water, lacking private toilet or bath.....	71	37	232	81	325	101	55	214	120	8	209	101	10	156	35	19
No running water.....	221	29	402	81	173	102	350	152	157	10	103	158	...	62	106	18
Dilapidated:																
With priv. toilet and bath, and hot running water.....	...	5	10	5	20	1	11	5	9	43	...	10	32	3	...	1
Lacking hot water, private toilet or bath.....	185	68	429	60	209	55	598	321	198	9	105	221	29	76	11	49
Condition or plumbing facilities not reported.....	12	13	109	4	44	8	25	40	21	3	14	28	8	14	20	9
<b>NUMBER OF PERSONS</b>																
Total occupied dwelling units.....	1,080	564	3,656	896	3,488	743	1,938	3,059	1,867	876	1,977	1,952	923	930	662	479
1 person.....	226	61	456	88	194	55	152	425	182	49	283	175	48	107	33	47
2 persons.....	335	136	946	248	988	230	392	946	441	244	637	590	234	292	132	112
3 persons.....	199	106	744	206	868	161	340	646	358	217	410	437	225	180	103	69
4 persons.....	129	82	553	141	771	142	300	433	309	192	345	371	204	177	113	65
5 persons.....	80	65	403	97	343	65	229	261	214	100	167	177	118	87	84	58
6 persons.....	52	36	236	51	176	38	161	147	123	36	82	118	63	43	73	39
7 persons.....	24	23	125	33	85	21	117	78	99	16	21	42	15	23	35	34
8 persons.....	14	25	80	14	30	14	109	45	56	10	11	22	9	10	40	22
9 persons.....	10	10	43	8	20	5	54	32	33	7	9	9	4	7	24	20
10 persons or more.....	11	20	70	10	13	12	84	46	52	5	12	11	3	4	25	13
Median number of persons:																
Total occupied dwelling units.....	2.4	3.3	3.1	3.0	3.1	3.0	3.8	2.7	3.4	3.2	2.7	3.0	3.3	2.9	4.1	3.7
Owner-occupied dwelling units.....	2.4	3.5	3.0	2.7	3.0	2.8	3.7	2.5	3.2	3.1	2.5	2.8	3.3	2.5	4.2	4.0
Renter-occupied dwelling units.....	2.5	3.1	3.2	3.4	3.3	3.2	3.8	3.1	3.6	3.2	3.0	3.2	3.3	3.2	3.9	3.2
<b>PERSONS PER ROOM</b>																
Total occupied dwelling units.....	1,080	564	3,656	896	3,488	743	1,938	3,059	1,867	876	1,977	1,952	923	930	662	479
0.75 or less.....	653	230	1,649	432	1,597	365	420	1,821	751	430	1,134	1,018	348	470	167	158
0.76 to 1.00.....	187	114	853	219	1,018	181	334	581	351	230	437	450	271	219	112	77
1.01 to 1.50.....	103	65	452	117	467	85	216	305	259	122	200	246	171	131	108	48
1.51 or more.....	115	134	603	107	349	80	946	302	440	70	151	166	115	77	215	190
Not reported.....	22	21	99	21	57	32	22	50	66	24	55	72	18	33	60	6

Table 30.—PLUMBING FACILITIES, YEAR BUILT, AND EQUIPMENT OF RURAL-NONFARM DWELLING UNITS, FOR COUNTIES: 1950

[Asterisk (\*) denotes statistics based on 20-percent sample]

Subject	Anderson	Andrews	Angelina	Aranzas	Arch-er	Arm-strong	Atas-cosa	Aus-tin	Bailey	Ban-dera	Bas-trop	Baylor	Bee	Bell	Bexar	Blan-co	Bor-den
Total dwelling units.....	2,669	420	3,953	1,508	1,584	348	2,408	2,350	1,147	1,115	1,448	403	1,295	4,290	9,674	675	89
<b>WATER SUPPLY</b>																	
Hot and cold piped running water inside structure.....	1,023	395	927	987	815	253	781	1,127	778	607	324	46	487	2,303	5,496	331	19
Only cold piped running water inside structure.....	474	13	1,109	251	475	67	629	588	128	183	164	146	352	881	1,996	236	15
Piped running water outside structure.....	88	...	256	77	56	6	564	81	126	50	53	21	196	129	521	19	28
No piped running water.....	1,018	11	1,620	146	224	17	376	534	110	119	877	186	243	846	1,578	79	23
Not reported.....	66	1	41	47	14	5	58	20	5	156	30	4	17	131	83	10	4
<b>TOILET FACILITIES</b>																	
Flush toilet inside structure, exclusive use.....	1,187	399	980	1,065	770	240	885	1,305	758	663	371	60	550	2,428	6,123	456	19
Flush toilet inside structure, shared.....	27	...	40	...	37	23	58	91	20	...	1	1	2	115	63	17	...
Other toilet facilities (including privy).....	1,276	7	2,817	374	747	72	1,324	838	356	209	925	288	670	1,512	3,012	174	66
No toilet.....	109	12	78	22	14	7	81	92	7	78	121	50	59	97	393	19	...
Not reported.....	70	2	38	47	16	6	60	24	6	165	30	4	14	138	83	9	4
<b>BATHING FACILITIES</b>																	
Installed bathtub or shower, exclusive use.....	1,228	394	1,067	1,089	877	235	1,024	1,402	754	691	404	82	638	2,605	6,303	464	18
Installed bathtub or shower, shared.....	23	...	30	...	31	22	59	92	20	16	2	...	2	112	56	16	...
No bathtub or shower.....	1,335	22	2,785	365	659	86	1,221	826	366	249	1,001	305	628	1,430	3,188	185	67
Not reported.....	83	4	71	54	17	5	104	30	7	159	41	16	27	143	127	10	4
<b>*YEAR BUILT</b>																	
Number reporting.....	2,590	400	3,720	1,365	1,505	335	2,265	2,265	1,160	955	1,440	400	1,220	3,985	9,520	635	70
1945 or later.....	625	200	940	450	270	55	835	435	480	320	195	40	330	610	3,865	185	5
1940 to 1944.....	295	125	545	180	95	...	180	115	160	70	310	30	155	1,470	1,150	70	10
1930 to 1939.....	800	55	830	400	345	35	585	340	330	295	180	220	395	330	2,545	130	...
1920 to 1929.....	485	10	765	125	495	90	265	520	180	65	230	60	175	435	1,105	80	30
1919 or earlier.....	385	10	640	210	300	155	400	855	10	205	525	50	165	1,140	855	170	25
<b>*ELECTRIC LIGHTING</b>																	
Number reporting.....	2,555	400	3,930	1,465	1,580	375	2,360	2,400	1,165	1,095	1,380	400	1,305	4,080	9,525	720	60
With electric lights.....	2,120	380	3,375	1,400	1,490	345	1,875	2,080	1,135	1,040	960	355	1,010	3,760	8,745	660	60
Total occupied dwelling units.....	2,377	390	3,599	1,052	1,474	326	2,201	2,248	1,025	870	1,047	147	1,166	3,996	8,701	603	77
<b>*HEATING EQUIPMENT</b>																	
Number reporting heating equipment.....	2,180	395	3,535	1,080	1,410	305	2,080	2,105	955	695	1,105	150	1,145	3,625	8,450	600	75
Central heating, piped steam or hot water.....	20	195	10	...	...	...	...	30	5	...	...	...	...	25	415	...	...
Central heating, warm air furnace.....	35	...	15	...	15	35	25	70	135	20	20	...	...	590	565	...	5
Noncentral heating, with flue.....	755	40	1,200	45	265	20	535	655	220	330	790	35	195	1,750	2,815	305	35
Noncentral heating, without flue.....	1,365	160	2,310	1,020	1,125	250	1,340	1,325	595	335	295	115	95	1,255	4,540	285	35
Not heated.....	5	...	...	15	5	...	180	25	...	10	...	...	15	5	115	10	...
<b>*HEATING FUEL</b>																	
Number reporting heating equipment.....	2,180	395	3,535	1,080	1,410	305	2,080	2,105	955	695	1,105	150	1,145	3,625	8,450	600	75
Central heating.....	55	195	25	...	15	35	25	100	140	20	20	...	...	615	980	...	5
Coal.....	...	5	...	...	...	...	10	...	...	...	...	...	...	5	25	...	...
Wood.....	5	...	10	...	5	...	...	...	...	5	10	...	...	5	30	...	...
Utility gas.....	45	155	10	...	10	15	95	135	...	...	...	...	...	590	530	...	5
Bottled gas.....	5	35	5	...	...	20	...	...	5	10	5	...	...	15	340	...	...
Liquid fuel.....	...	...	...	...	...	...	...	...	5	5	5	...	...	35	35	...	...
Other fuel.....	...	...	...	...	...	...	...	5	...	...	...	...	...	...	15	...	...
Not reported.....	...	...	...	...	...	...	...	...	...	...	...	...	...	5	5	...	...
Noncentral heating.....	2,120	200	3,510	1,065	1,390	270	1,875	1,980	815	665	1,085	150	1,130	3,005	7,355	590	70
Coal.....	...	5	10	5	5	...	5	20	...	10	...	...	15	40	95	5	...
Wood.....	495	...	1,030	40	70	...	305	385	10	175	645	15	125	590	1,310	200	5
Utility gas.....	740	160	1,000	470	1,160	220	670	1,275	515	260	220	70	585	1,340	1,765	...	...
Bottled gas.....	565	35	1,100	420	85	45	355	100	225	100	60	50	140	455	2,660	275	35
Liquid fuel.....	275	...	220	100	60	...	475	110	45	80	160	15	235	480	1,070	85	30
Electricity.....	15	...	20	10	...	5	30	45	5	30	...	...	5	30	175	20	...
Other fuel.....	25	...	105	15	...	...	30	45	15	10	...	...	10	95	250	5	...
Not reported.....	5	...	25	5	10	...	5	...	...	...	...	...	15	15	30	...	...
Not heated.....	5	...	...	15	5	...	180	25	...	10	...	...	15	5	115	10	...
<b>*COOKING FUEL</b>																	
Number reporting.....	2,325	375	3,535	1,075	1,460	95	2,105	2,225	1,010	905	955	125	1,120	3,780	8,660	630	110
Coal.....	...	...	...	...	...	...	10	5	...	5	...	...	...	15	40	5	...
Wood.....	325	5	625	10	45	...	300	420	10	280	360	15	75	275	760	120	...
Utility gas.....	810	315	1,055	500	1,200	25	560	1,225	695	275	220	35	580	2,050	2,430	...	...
Bottled gas.....	615	55	1,145	405	80	40	350	130	205	140	85	45	160	480	3,385	245	85
Liquid fuel.....	430	...	515	120	85	15	630	210	55	35	185	25	260	665	1,250	65	20
Electricity.....	75	...	70	5	20	10	170	145	10	165	70	5	25	130	510	190	...
Other fuel.....	70	...	125	20	25	...	60	75	35	5	15	...	20	160	215	...	...
None.....	...	...	...	15	5	5	25	15	...	...	20	...	...	5	70	5	5
<b>*REFRIGERATION EQUIPMENT</b>																	
Number reporting.....	2,265	375	3,545	1,045	1,460	355	2,175	2,280	1,040	855	1,020	145	1,160	3,850	8,515	640	45
Mechanical.....	1,455	355	2,300	805	1,290	300	1,105	1,520	820	705	415	90	680	2,985	6,335	510	30
Ice.....	610	15	1,000	125	105	35	375	385	75	60	385	25	200	570	1,145	35	...
Other or none.....	200	5	245	115	65	20	695	375	145	90	220	30	280	295	1,035	95	15
<b>*KITCHEN SINK</b>																	
Number reporting.....	2,320	370	3,510	1,075	1,465	325	2,145	2,224	1,010	915	970	130	1,125	3,790	8,670	630	110
With kitchen sink.....	1,510	360	1,670	830	1,225	285	1,140	1,475	795	740	325	70	705	2,980	6,715	545	60
<b>*RADIO</b>																	
Number reporting.....	2,310	405	3,610	970	1,510	300	2,200	2,170	1,000	875	985	130	1,175	4,010	8,550	510	70
With radio.....	2,070	390	3,295	870	1,425	290	1,940	1,880	940	800	750	125	970	3,780	7,790	490	65
<b>*TELEVISION</b>																	
Number reporting.....	2,305	400	3,605	965	1,505	300	2,205	2,170	1,005	875	985	130	1,175	4,000	8,655	520	70
With television.....	20	...	40	10	10	...	45	40	10	30	...	...	10	30	490	10	...

Table 30.—PLUMBING FACILITIES, YEAR BUILT, AND EQUIPMENT OF RURAL-NONFARM DWELLING UNITS, FOR COUNTIES: 1950—Con.

[Asterisk (\*) denotes statistics based on 20-percent sample]

Subject	Bosque	Bowie	Brazoria	Brazos	Brewster	Briscoe	Brooks	Brown	Burleson	Burnet	Caldwell	Callahan	Callahan	Cameron	Camp	Carson	Cass
Total dwelling units.....	2,487	5,944	7,106	1,850	438	564	193	1,426	2,327	2,124	1,088	906	1,805	7,285	425	1,732	3,594
<b>WATER SUPPLY</b>																	
Hot and cold piped running water inside structure.....	1,513	2,260	3,950	469	159	378	101	595	646	936	338	525	1,050	2,108	83	1,467	1,154
Only cold piped running water inside structure.....	692	723	1,509	344	95	100	19	492	447	654	311	198	462	1,124	49	180	436
Piped running water outside structure.....	56	147	400	262	44	63	21	75	183	198	148	49	59	968	6	16	70
No piped running water.....	161	2,759	1,097	757	113	18	50	247	1,015	304	283	99	193	2,899	274	39	1,905
Not reported.....	65	55	150	18	27	5	2	17	36	32	8	35	41	186	13	30	29
<b>TOILET FACILITIES</b>																	
Flush toilet inside structure, exclusive use.....	1,670	2,383	4,246	539	163	368	101	732	834	1,153	459	533	1,132	2,413	89	1,449	1,135
Flush toilet inside structure, shared.....	141	83	133	8	3	37	...	22	27	104	7	23	86	34	5	44	80
Other toilet facilities (including privy).....	552	3,083	2,408	1,191	230	148	68	605	1,298	737	575	287	488	4,313	286	200	2,037
No toilet.....	57	341	153	95	15	5	22	51	131	95	37	30	57	341	28	9	313
Not reported.....	67	54	166	17	27	6	2	16	37	35	10	33	42	184	17	30	29
<b>BATHING FACILITIES</b>																	
Installed bathtub or shower, exclusive use.....	1,740	2,391	4,390	599	169	362	106	793	874	1,195	503	574	1,155	2,606	98	1,452	1,174
Installed bathtub or shower, shared.....	120	77	109	6	3	36	...	19	28	94	5	20	85	34	3	37	73
No bathtub or shower.....	562	3,392	2,398	1,217	231	160	84	595	1,373	787	563	267	510	4,412	307	208	2,301
Not reported.....	65	84	209	28	35	6	3	19	52	48	17	45	55	233	17	35	46
<b>*YEAR BUILT</b>																	
Number reporting.....	2,305	5,765	6,675	1,795	360	545	205	1,355	2,285	2,000	1,050	840	1,760	6,735	430	1,720	3,470
1945 or later.....	440	1,265	2,115	715	70	90	70	235	400	470	155	405	210	2,190	90	190	705
1940 to 1944.....	95	1,700	1,695	350	45	10	30	215	180	170	40	65	115	685	40	355	320
1930 to 1939.....	375	1,350	1,795	370	55	100	45	325	430	555	160	160	280	2,380	125	275	1,160
1920 to 1929.....	355	940	540	190	75	230	35	220	495	340	405	120	545	990	70	690	655
1919 or earlier.....	1,040	510	530	170	115	115	25	360	780	465	290	90	610	490	105	210	630
<b>*ELECTRIC LIGHTING</b>																	
Number reporting.....	2,400	5,900	6,885	1,750	415	540	185	1,425	2,315	2,010	1,095	810	1,780	7,110	430	1,655	3,570
With electric lights.....	2,270	4,580	6,355	1,295	310	530	135	1,285	1,750	1,840	850	780	1,670	4,370	240	1,610	2,560
Total occupied dwelling units.....	2,316	5,488	6,415	1,603	403	538	181	1,116	2,049	1,944	918	648	1,689	6,263	385	1,525	3,179
<b>*HEATING EQUIPMENT</b>																	
Number reporting heating equipment.....	2,255	5,495	6,015	1,685	435	500	125	1,105	2,025	1,830	910	545	1,455	6,080	355	1,545	3,100
Central heating, piped steam or hot water.....	65	65	125	40	5	15	10	...	15	10	10	25	5	75	5	15	175
Central heating, warm air furnace.....	90	65	25	10	5	35	5	...	70	60	10	10	40	...	...	330	...
Noncentral heating, with flue.....	600	2,370	1,215	830	235	55	20	295	1,050	840	360	80	375	985	175	435	1,090
Noncentral heating, without flue.....	1,495	2,980	4,585	805	190	395	60	800	890	905	530	420	1,065	3,730	175	765	1,775
Not heated.....	5	15	65	...	...	...	30	10	...	15	...	10	...	1,250	...	...	60
<b>*HEATING FUEL</b>																	
Number reporting heating equipment.....	2,255	5,495	6,015	1,685	435	500	125	1,105	2,025	1,830	910	545	1,455	6,080	355	1,545	3,100
Central heating.....	155	130	150	50	10	50	15	...	85	70	20	35	15	115	5	345	175
Coal.....	10	...	15	...	...	...	...	...	5	5	...	5	10	...	...	5	5
Wood.....	...	10	...	...	...	5	...	...	5	...	...	...	...	...	...	...	5
Utility gas.....	145	100	80	40	...	45	10	...	45	15	10	15	...	30	5	335	160
Bottled gas.....	...	15	40	5	5	...	5	...	20	40	10	15	5	55	...	5	5
Liquid fuel.....	...	5	5	...	...	...	...	...	5	5	...	...	...	15	...	...	...
Other fuel.....	...	...	...	...	...	...	...	...	5	...	...	...	...	15	...	...	...
Not reported.....	...	...	5	...	...	...	...	...	5	...	...	...	...	...	...	...	...
Noncentral heating.....	2,095	5,350	5,800	1,695	425	450	80	1,095	1,940	1,745	890	500	1,440	4,715	350	1,200	2,865
Coal.....	25	15	20	5	...	5	...	10	15	10	5	10	...	20	5	5	...
Wood.....	240	1,595	585	650	155	...	...	195	835	515	250	20	80	370	145	5	960
Utility gas.....	1,435	1,950	3,295	330	...	395	35	645	455	280	90	155	1,180	925	75	1,150	1,245
Bottled gas.....	235	1,315	1,320	420	185	15	30	180	185	510	270	235	65	890	65	20	445
Liquid fuel.....	95	405	325	210	80	35	15	30	345	370	240	75	75	1,660	35	15	200
Electricity.....	35	10	60	5	...	...	...	...	20	30	5	...	10	130	5	...	5
Other fuel.....	15	35	165	10	5	...	...	...	35	75	25	30	5	675	15	5	5
Not reported.....	15	25	30	5	...	...	...	...	10	5	...	...	15	45	5	...	5
Not heated.....	5	15	65	...	...	...	30	10	...	15	...	10	...	1,250	...	...	60
<b>*COOKING FUEL</b>																	
Number reporting.....	2,150	5,380	6,235	1,505	375	530	185	1,110	2,060	1,810	905	610	1,630	6,140	305	1,500	3,140
Coal.....	...	20	25	...	...	...	...	...	5	...	...	15	5	35	...	5	5
Wood.....	100	1,245	455	480	125	5	25	85	770	270	115	10	45	530	85	...	910
Utility gas.....	1,440	2,155	3,455	345	5	460	65	720	375	300	100	220	1,400	855	75	1,400	1,415
Bottled gas.....	165	1,350	1,460	350	145	15	55	180	120	280	175	260	85	965	70	55	375
Liquid fuel.....	170	530	430	260	15	15	25	35	375	445	300	75	40	2,260	65	15	380
Electricity.....	195	50	235	10	65	35	10	25	280	490	175	10	50	520	...	15	35
Other fuel.....	80	25	130	55	10	...	5	60	110	25	40	10	5	910	10	...	15
None.....	...	5	45	5	10	...	...	5	25	...	...	10	...	65	...	10	5
<b>*REFRIGERATION EQUIPMENT</b>																	
Number reporting.....	2,280	5,415	6,235	1,505	395	520	170	1,080	1,630	1,850	925	640	1,645	6,140	390	1,465	3,405
Mechanical.....	1,670	3,200	4,940	745	215	435	110	720	1,000	1,285	560	525	1,275	2,465	155	1,300	1,700
Ice.....	425	1,695	750	590	5	80	10	280	450	295	170	35	280	755	170	95	1,025
Other or none.....	185	520	545	210	175	5	50	80	180	270	195	80	90	2,920	65	70	680
<b>*KITCHEN SINK</b>																	
Number reporting.....	2,150	5,385	6,265	1,520	385	530	185	1,115	2,070	1,810	905	620	1,635	6,205	305	1,495	3,165
With kitchen sink.....	1,910	2,810	4,795	715	250	425	100	850	990	1,340	580	465	1,410	2,635	105	1,420	1,505
<b>*RADIO</b>																	
Number reporting.....	2,430	5,375	6,295	1,630	395	565	190	1,090	2,025	1,835	910	710	1,615	6,135	415	1,440	3,095
With radio.....	2,290	4,865	5,835	1,385	330	530	150	1,030	1,635	1,710	775	660	1,560	4,685	360	1,410	2,690
<b>*TELEVISION</b>																	
Number reporting.....	2,440	5,380	6,260	1,630	385	570	190	1,080	2,020	1,840	915	670	1,615	6,110	400	1,440	3,080
With television.....	45	35	130	10	...	5	...	...	10	15	20	10	10	...	...	5	30

Table 30.—PLUMBING FACILITIES, YEAR BUILT, AND EQUIPMENT OF RURAL-NONFARM DWELLING UNITS, FOR COUNTIES: 1950—Con.

[Asterisk (\*) denotes statistics based on 20-percent sample]

Subject	Cas-tro	Cham-bers	Chero-kee	Chil-dress	Clay	Coch-ran	Coke	Cole-man	Collin	Col-lings-worth	Colo-rado	Comal	Co-manche	Concho	Cooke	Cory-ell	Cot-tle
Total dwelling units.....	616	2,255	2,839	513	931	1,099	787	1,409	5,298	365	2,044	510	1,549	947	1,142	1,887	115
<b>WATER SUPPLY</b>																	
Hot and cold piped running water inside structure.....	447	999	629	233	316	797	460	524	2,017	96	719	121	667	500	669	708	11
Only cold piped running water inside structure.....	76	434	407	62	290	145	206	517	1,452	97	470	165	535	260	244	664	14
Piped running water outside structure.....	24	61	38	2	16	86	26	67	366	7	177	49	39	43	25	50	1
No piped running water.....	39	548	1,654	182	296	56	86	276	1,417	162	630	167	280	133	189	425	82
Not reported.....	30	213	111	34	13	15	9	25	46	3	48	8	28	11	15	40	7
<b>TOILET FACILITIES</b>																	
Flush toilet inside structure, exclusive use.....	443	1,067	661	250	323	785	528	625	2,074	100	881	177	729	602	668	830	14
Flush toilet inside structure, shared.....	19	19	42	...	17	19	12	25	238	7	39	2	101	3	19	73	...
Other toilet facilities (including privy).....	110	804	1,882	212	531	267	211	659	2,766	225	1,002	303	617	317	419	859	86
No toilet.....	8	149	144	17	46	8	28	76	168	31	46	20	73	14	22	86	8
Not reported.....	36	216	110	34	14	20	8	24	52	2	76	8	29	11	14	39	7
<b>BATHING FACILITIES</b>																	
Installed bathtub or shower, exclusive use.....	427	1,119	726	253	419	784	529	729	2,225	120	962	228	741	608	709	899	13
Installed bathtub or shower, shared.....	15	16	42	...	12	19	12	21	225	7	32	1	86	2	15	71	...
No bathtub or shower.....	125	858	1,887	224	483	274	233	632	2,747	233	961	267	685	324	401	874	94
Not reported.....	49	262	184	36	17	22	13	27	101	5	89	14	37	13	17	43	8
<b>*YEAR BUILT</b>																	
Number reporting.....	600	1,985	2,655	455	910	1,025	710	1,250	5,175	350	1,995	470	1,535	925	1,155	1,745	100
1945 or later.....	245	490	650	25	90	475	265	70	850	15	500	120	290	230	150	400	20
1940 to 1944.....	40	190	355	190	70	300	100	70	345	20	190	35	95	110	235	280	...
1930 to 1939.....	140	895	600	25	105	225	65	165	795	55	300	80	245	205	220	280	35
1920 to 1929.....	120	290	385	100	140	20	60	420	755	100	300	55	240	180	170	280	25
1919 or earlier.....	55	120	665	115	505	5	220	525	2,430	160	705	180	665	200	380	505	20
<b>*ELECTRIC LIGHTING</b>																	
Number reporting.....	590	2,095	2,655	455	910	1,085	810	1,255	5,190	365	1,910	500	1,500	925	1,090	1,795	125
With electric lights.....	565	1,800	2,010	420	845	1,035	765	1,135	4,655	275	1,565	350	1,445	845	1,000	1,665	65
Total occupied dwelling units.....	598	1,954	2,525	403	835	1,008	742	1,244	4,773	309	1,860	401	1,423	875	970	1,680	98
<b>*HEATING EQUIPMENT</b>																	
Number reporting heating equipment.....	565	1,705	2,355	375	730	960	670	1,155	4,270	310	1,685	345	1,370	925	935	1,560	105
Central heating, piped steam or hot water.....	15	60	...	5	70	10	10	15	185	...	5	10	...	20	5	10	...
Central heating, warm air furnace.....	75	15	5	...	15	35	5	15	30	...	15	60	10	95	90	90	...
Noncentral heating, with flue.....	120	485	1,155	200	130	125	215	185	1,310	75	735	175	345	290	340	715	20
Noncentral heating, without flue.....	355	1,135	1,180	170	415	785	440	850	2,735	235	930	100	1,015	515	500	635	85
Not heated.....	...	10	15	...	100	5	...	90	10	...	...	...	...	5	...	110	...
<b>*HEATING FUEL</b>																	
Number reporting heating equipment.....	565	1,705	2,355	375	730	960	670	1,155	4,270	310	1,685	345	1,370	925	935	1,560	105
Central heating.....	90	75	5	5	85	45	15	30	215	...	20	70	10	115	95	100	...
Coal.....	5	15	...	...	5	...	5	5	5	...	5	...	5	5	5	...	...
Wood.....	5	10	5	...	...	...	...	...	...	...	...	...	...	...	15	...	...
Utility gas.....	80	30	...	...	80	45	...	20	195	...	15	10	...	50	55	95	...
Bottled gas.....	...	15	...	5	...	...	10	5	15	...	...	...	5	45	20	...	...
Liquid fuel.....	...	...	...	...	...	...	...	...	...	...	...	...	...	10	...	5	...
Other fuel.....	...	...	...	...	...	...	...	...	...	...	...	...	...	...	...	...	...
Not reported.....	...	5	...	...	...	...	...	...	...	...	...	...	...	...	...	...	...
Noncentral heating.....	475	1,620	2,335	370	545	910	655	1,035	4,045	310	1,665	275	1,360	805	840	1,390	105
Coal.....	...	15	20	...	10	5	...	5	100	5	5	...	...	...	5	35	...
Wood.....	20	245	885	10	50	5	25	85	385	5	580	150	225	85	140	385	5
Utility gas.....	315	365	195	260	365	775	115	775	2,460	190	480	20	795	545	490	215	20
Bottled gas.....	110	540	850	45	50	90	325	65	475	50	315	30	190	90	115	330	55
Liquid fuel.....	30	340	310	40	50	15	180	85	525	45	215	45	105	70	90	360	20
Electricity.....	...	65	10	...	5	...	5	15	...	...	15	20	5	5	...	10	...
Other fuel.....	...	40	50	15	15	5	5	100	15	50	5	35	10	...	5	5	...
Not reported.....	...	10	15	...	...	5	...	...	...	...	5	5	5	...	...	10	...
Not heated.....	...	10	15	...	100	5	...	90	10	...	...	...	...	5	...	110	...
<b>*COOKING FUEL</b>																	
Number reporting.....	555	1,910	2,460	410	850	995	720	1,255	4,690	290	1,860	440	1,395	860	980	1,715	90
Coal.....	...	15	5	15	...	5	...	...	50	5	5	...	...	...	...	15	...
Wood.....	10	245	610	15	50	...	25	80	140	...	510	130	90	80	95	195	...
Utility gas.....	355	405	215	315	585	825	85	940	2,940	195	385	25	795	495	550	360	20
Bottled gas.....	115	595	880	15	125	115	300	110	525	50	290	60	185	95	165	475	40
Liquid fuel.....	20	305	550	30	75	25	170	85	815	20	295	175	230	135	110	535	20
Electricity.....	45	270	50	5	10	15	140	5	85	...	245	35	40	45	55	105	...
Other fuel.....	5	65	140	15	5	10	...	35	120	20	100	15	55	10	...	20	10
None.....	5	10	10	...	...	...	...	...	15	...	30	...	...	...	5	10	...
<b>*REFRIGERATION EQUIPMENT</b>																	
Number reporting.....	540	1,930	2,440	365	810	980	760	1,090	4,640	290	1,835	375	1,425	825	915	1,640	100
Mechanical.....	470	1,375	1,250	270	690	745	570	820	3,345	205	1,130	180	1,095	610	710	1,060	45
Ice.....	30	170	860	60	85	140	150	190	985	40	265	90	240	120	130	420	15
Other or none.....	40	385	330	35	35	95	40	80	310	45	440	105	90	95	75	160	40
<b>*KITCHEN SINK</b>																	
Number reporting.....	555	1,910	2,445	420	860	1,005	715	1,265	4,715	290	1,770	460	1,400	870	985	1,675	90
With kitchen sink.....	495	1,350	950	300	620	910	585	955	3,065	200	985	235	1,055	640	770	1,195	30
<b>*RADIO</b>																	
Number reporting.....	495	1,945	2,590	370	795	1,010	755	1,230	4,780	310	1,730	415	1,370	830	925	1,575	65
With radio.....	475	1,730	2,215	330	755	955	675	1,165	4,535	285	1,510	335	1,320	740	860	1,535	50
<b>*TELEVISION</b>																	
Number reporting.....	500	1,915	2,565	325	785	1,005	765	1,235	4,665	310	1,760	410	1,365	830	915	1,615	65
With television.....	15	60	40	...	5	10	10	15	245	...	15	5	10	10	35	5	5

Table 30.—PLUMBING FACILITIES, YEAR BUILT, AND EQUIPMENT OF RURAL-NONFARM DWELLING UNITS, FOR COUNTIES: 1950—Con.

[Asterisk (\*) denotes statistics based on 20-percent sample]

Subject	Crane	Crock-ett	Cros-by	Culber-son	Dal-lam	Dal-las	Dav-son	Deaf Smith	Delta	Den-ton	De Witt	Dick-ens	Dimmit	Don-ley	Duval	East-land	Ector
Total dwelling units.....	1,258	157	1,706	485	265	15,450	787	282	1,527	3,478	1,021	1,221	1,025	307	1,222	2,083	3,691
<b>WATER SUPPLY</b>																	
Hot and cold piped running water inside structure.....	1,094	139	955	299	153	7,362	373	119	498	1,522	256	684	127	141	651	1,099	2,370
Only cold piped running water inside structure.....	86	4	416	110	81	2,995	193	43	416	1,142	311	241	226	101	270	503	685
Piped running water outside structure.....	7	2	181	42	8	755	58	6	145	225	83	91	465	5	132	57	200
No piped running water.....	50	12	128	28	17	4,163	144	104	457	538	363	187	194	59	157	391	376
Not reported.....	21	...	26	6	6	175	19	10	11	51	8	18	13	1	12	33	60
<b>TOILET FACILITIES</b>																	
Flush toilet inside structure, exclusive use.....	1,080	142	941	307	145	7,791	345	115	508	1,678	349	747	180	153	694	1,139	2,294
Flush toilet inside structure, shared.....	19	...	107	3	9	220	68	2	111	121	20	27	1	2	6	94	57
Other toilet facilities (including privy).....	110	13	611	155	95	6,936	315	151	849	1,561	556	379	791	146	488	752	1,176
No toilet.....	26	2	21	15	12	323	40	4	49	71	89	50	40	5	21	63	103
Not reported.....	23	...	26	5	4	180	19	10	10	47	7	18	13	1	13	35	61
<b>BATHING FACILITIES</b>																	
Installed bathtub or shower, exclusive use.....	1,068	140	900	312	142	8,013	373	119	503	1,827	426	740	240	159	769	1,176	2,321
Installed bathtub or shower, shared.....	18	...	105	3	9	207	49	2	87	111	18	21	...	2	6	94	50
No bathtub or shower.....	133	14	656	165	106	7,015	338	149	921	1,478	564	436	766	144	424	778	1,237
Not reported.....	39	3	45	5	8	215	27	12	16	62	13	24	19	2	23	35	83
<b>*YEAR BUILT</b>																	
Number reporting.....	1,215	145	1,680	480	275	15,045	800	190	1,465	3,395	990	1,180	1,005	310	1,135	2,040	3,645
1945 or later.....	485	50	390	160	70	7,030	240	75	145	900	160	310	210	10	210	290	2,275
1940 to 1944.....	145	20	110	15	25	1,720	40	10	75	250	40	110	120	5	115	75	585
1930 to 1939.....	420	35	380	115	40	2,925	300	35	180	615	125	315	235	60	665	280	670
1920 to 1929.....	155	35	445	65	75	1,450	170	20	345	530	180	280	355	140	95	650	100
1919 or earlier.....	10	5	355	125	65	1,920	50	50	720	1,100	485	165	85	95	50	745	15
<b>*ELECTRIC LIGHTING</b>																	
Number reporting.....	1,250	145	1,645	470	250	15,265	690	260	1,560	3,290	1,035	1,180	995	310	1,220	2,065	3,615
With electric lights.....	1,240	125	1,585	440	225	14,515	615	230	1,390	3,105	680	1,135	535	290	1,030	1,905	3,535
Total occupied dwelling units.....	1,131	147	1,578	450	242	13,994	668	267	1,374	3,114	901	1,128	893	298	1,150	1,927	3,385
<b>*HEATING EQUIPMENT</b>																	
Number reporting heating equipment.....	1,105	140	1,515	430	260	13,845	615	295	1,225	3,150	895	1,105	850	290	1,060	1,705	3,365
Central heating, piped steam or hot water.....	125	15	15	20	...	765	10	5	...	5	20	15	...	15	30	70	70
Central heating, warm air furnace.....	80	...	130	35	35	285	5	5	20	10	5	15	10	5	35	45	45
Noncentral heating, with flue.....	230	25	595	65	120	2,585	65	130	250	680	555	155	515	40	570	215	1,570
Noncentral heating, without flue.....	660	100	770	310	105	10,170	535	150	955	2,450	305	910	300	235	435	1,400	1,660
Not heated.....	10	...	5	...	...	40	...	5	...	5	10	5	10	5	35	25	20
<b>*HEATING FUEL</b>																	
Number reporting heating equipment.....	1,105	140	1,515	430	260	13,845	615	295	1,225	3,150	895	1,105	850	290	1,060	1,705	3,365
Central heating.....	205	15	145	55	35	1,050	15	10	20	15	25	35	25	10	20	65	115
Coal.....	...	...	...	5	...	10	...	...	...	...	...	15	...	...	...	...	...
Wood.....	...	...	...	...	...	5	...	...	...	...	...	...	...	...	5	...	...
Utility gas.....	175	10	135	35	30	455	10	5	20	5	20	...	5	10	15	60	70
Bottled gas.....	...	5	...	15	5	545	5	5	...	5	...	20	20	...	...	5	45
Liquid fuel.....	...	...	...	...	...	30	...	...	...	...	...	...	...	...	...	...	...
Other fuel.....	25	...	10	...	...	5	...	...	...	5	...	...	...	...	...	...	...
Not reported.....	5	...	...	...	...	...	...	...	...	...	...	...	...	...	...	...	...
Noncentral heating.....	890	125	1,365	375	225	12,755	600	280	1,205	3,130	860	1,065	815	275	1,005	1,615	3,230
Coal.....	5	...	35	...	20	65	5	5	55	30	...	25	...	5	5	...	...
Wood.....	...	...	...	...	...	1,000	5	50	125	345	400	15	440	10	85	125	50
Utility gas.....	790	45	990	35	165	5,085	115	80	755	1,460	190	140	10	170	775	1,340	2,100
Bottled gas.....	50	70	185	260	25	4,520	385	110	100	960	120	710	75	20	40	105	865
Liquid fuel.....	10	...	85	25	15	1,755	30	20	160	290	135	110	255	25	50	40	120
Electricity.....	25	10	20	...	...	75	...	...	...	15	10	40	25	...	5	...	...
Other fuel.....	...	...	40	5	...	210	60	15	10	20	5	25	10	45	40	5	80
Not reported.....	10	...	5	...	...	45	...	...	...	10	...	...	...	5	...	15	...
None.....	10	...	5	...	...	40	...	5	...	5	10	5	10	5	35	25	20
<b>*COOKING FUEL</b>																	
Number reporting.....	1,065	160	1,490	435	225	13,825	660	255	1,360	3,040	840	1,125	880	340	1,220	1,905	3,365
Coal.....	...	5	...	...	5	10	5	...	10	5	...	...	...	...	...	5	...
Wood.....	10	5	...	70	...	455	20	45	90	205	210	20	370	...	80	110	75
Utility gas.....	760	45	1,055	65	165	5,670	115	90	780	1,450	270	115	35	205	925	1,635	2,145
Bottled gas.....	55	70	220	205	20	4,875	420	90	140	850	65	590	70	40	55	80	890
Liquid fuel.....	5	...	105	10	25	2,020	35	15	275	400	230	75	340	70	75	40	150
Electricity.....	230	40	75	65	5	435	5	...	30	115	50	275	50	...	35	20	35
Other fuel.....	5	...	20	5	...	295	60	5	35	15	15	35	15	25	50	5	70
None.....	...	...	10	15	...	65	...	10	...	...	...	15	...	...	...	10	...
<b>*REFRIGERATION EQUIPMENT</b>																	
Number reporting.....	1,175	130	1,520	460	220	13,950	605	240	1,395	2,970	920	1,080	860	315	1,120	1,910	3,300
Mechanical.....	1,120	120	1,085	350	155	10,965	350	115	880	2,270	505	815	200	230	825	1,445	2,335
Ice.....	20	...	245	30	15	2,470	80	25	435	535	145	175	190	45	95	355	675
Other or none.....	35	10	190	80	50	515	175	100	80	165	270	90	470	40	200	110	290
<b>*KITCHEN SINK</b>																	
Number reporting.....	1,065	160	1,500	435	225	13,870	655	265	1,335	3,050	830	1,125	900	340	1,215	1,915	3,365
With kitchen sink.....	1,020	150	1,130	325	160	9,605	440	160	665	2,330	440	825	230	295	940	1,475	2,750
<b>*RADIO</b>																	
Number reporting.....	1,180	145	1,595	440	235	13,680	640	230	1,350	3,095	905	1,140	835	250	1,170	1,885	3,285
With radio.....	1,110	145	1,490	400	230	13,075	585	225	1,285	2,935	760	1,040	580	235	1,045	1,785	3,005
<b>*TELEVISION</b>																	
Number reporting.....	1,170	145	1,595	425	235	13,630	630	225	1,345	3,085	905	1,140	850	265	1,170	1,865	3,275
With television.....	20	...	15	5	...	1,080	5	...	15	175	5	5	5	10	10	20	45

## HOUSING—GENERAL CHARACTERISTICS

Table 30.—PLUMBING FACILITIES, YEAR BUILT, AND EQUIPMENT OF RURAL-NONFARM DWELLING UNITS, FOR COUNTIES: 1950—Con.

(Asterisk (\*) denotes statistics based on 20-percent sample)

Subject	Edwards	Ellis	El Paso	Erath	Falls	Fannin	Fayette	Fisher	Floyd	Foard	Fort Bend	Franklin	Free-stone	Frio	Gaines	Galveston	Garza
Total dwelling units.....	544	4,039	8,757	632	2,743	4,115	2,746	961	959	833	3,815	901	2,014	892	1,100	5,622	415
<b>WATER SUPPLY</b>																	
Hot and cold piped running water inside structure.....	242	1,419	5,446	126	685	1,102	899	328	556	398	1,535	421	679	199	876	3,301	96
Only cold piped running water inside structure.....	108	983	1,394	259	512	1,107	874	150	207	155	643	205	405	239	108	1,282	112
Piped running water outside structure.....	143	348	683	13	314	229	82	12	17	31	495	25	93	178	35	115	75
No piped running water.....	43	1,241	1,089	220	1,118	1,599	863	444	1,52	248	959	239	824	237	65	831	131
Not reported.....	8	48	145	14	114	78	28	27	27	1	183	11	13	39	16	93	1
<b>TOILET FACILITIES</b>																	
Flush toilet inside structure, exclusive use.....	262	1,449	5,134	182	771	1,256	1,266	355	560	447	1,661	446	762	237	886	3,848	100
Flush toilet inside structure, shared.....	23	175	128	...	99	105	52	40	41	8	28	71	51	4	3	50	5
Other toilet facilities (including privy).....	225	2,060	3,269	364	1,629	2,404	1,106	467	300	351	1,822	344	1,055	586	184	1,468	277
No toilet.....	28	302	74	73	135	279	270	68	28	26	143	30	123	25	10	162	30
Not reported.....	6	53	152	13	109	71	52	31	30	1	161	10	23	40	17	94	3
<b>BATHING FACILITIES</b>																	
Installed bathtub or shower, exclusive use.....	267	1,593	5,161	223	859	1,397	1,431	380	555	460	1,749	427	828	292	867	3,962	105
Installed bathtub or shower, shared.....	23	171	124	...	100	94	52	38	44	7	27	67	47	3	3	48	4
No bathtub or shower.....	246	2,204	3,301	394	1,645	2,542	1,219	502	325	360	1,829	392	1,106	553	190	1,483	301
Not reported.....	8	71	171	15	139	82	44	41	35	6	210	15	33	44	190	129	5
<b>*YEAR BUILT</b>																	
Number reporting.....	510	3,945	7,885	575	2,590	4,010	2,555	885	850	820	3,355	910	1,985	820	365	5,390	385
1945 or later.....	80	555	3,780	90	420	295	430	150	290	115	625	220	270	130	130	2,035	60
1940 to 1944.....	40	120	765	30	305	155	160	60	30	170	180	100	100	60	790	10	...
1930 to 1939.....	185	360	1,720	115	375	350	310	140	170	90	935	230	505	225	110	1,595	110
1920 to 1929.....	150	630	1,010	100	560	640	500	205	180	210	1,065	85	570	155	55	475	145
1919 or earlier.....	55	2,280	610	240	930	2,570	1,155	330	180	235	550	275	540	210	10	495	60
<b>*ELECTRIC LIGHTING</b>																	
Number reporting.....	535	3,925	8,310	620	2,480	4,145	2,830	945	955	855	3,520	870	1,880	875	490	5,495	450
With electric lights.....	435	3,255	7,960	525	1,960	3,460	2,230	830	875	790	2,985	770	1,485	685	475	5,260	360
Total occupied dwelling units.....	480	3,638	8,322	568	2,445	3,496	2,565	824	867	764	3,553	816	1,698	845	975	3,755	315
<b>*HEATING EQUIPMENT</b>																	
Number reporting heating equipment.....	480	3,125	8,030	530	2,315	3,470	2,475	815	710	745	3,145	765	1,700	830	320	3,705	295
Central heating, piped steam or hot water.....	...	20	670	...	...	655	435	...	15	10	110	...	...	...	10	70	...
Central heating, warm air furnace.....	...	65	740	5	...	45	155	15	...	30	235	10	10	...	20	115	5
Noncentral heating, with flue.....	275	935	3,510	320	1,135	1,070	1,240	140	105	190	1,340	160	690	380	70	375	60
Noncentral heating, without flue.....	205	2,105	2,890	205	1,180	1,690	595	645	590	515	1,430	595	1,000	380	220	3,115	230
Not heated.....	...	...	220	...	...	10	50	15	...	...	30	...	...	70	...	30	...
<b>*HEATING FUEL</b>																	
Number reporting heating equipment.....	480	3,125	8,030	530	2,315	3,470	2,475	815	710	745	3,145	765	1,700	830	320	3,705	295
Central heating.....	...	85	1,410	5	...	700	590	15	15	40	345	10	10	...	30	185	5
Coal.....	...	10	20	...	...	5	5	5	...	...	20	...	...	...	5	15	...
Wood.....	...	...	5	5	...	10	50	...	...	...	20	...	5	...	...	...	...
Utility gas.....	...	70	1,240	...	...	670	435	5	10	35	275	10	5	...	20	125	5
Bottled gas.....	...	5	5	...	...	55	...	...	...	5	25	...	...	...	5	30	...
Liquid fuel.....	...	...	55	...	...	5	40	...	...	...	...	...	...	...	...	5	...
Other fuel.....	...	...	75	...	...	10	5	...	...	...	...	...	...	...	...	...	...
Not reported.....	...	...	10	...	...	...	5	...	...	...	5	...	...	...	...	10	...
Noncentral heating.....	480	3,040	6,400	525	2,315	2,760	1,835	785	695	705	2,770	755	1,690	760	290	3,490	290
Coal.....	...	65	30	5	30	95	10	20	25	5	10	...	...	...	5	10	10
Wood.....	195	440	590	180	830	555	1,050	60	15	65	600	115	525	320	5	130	10
Utility gas.....	10	1,455	3,805	50	875	1,335	295	490	370	575	1,440	440	670	15	140	1,980	75
Bottled gas.....	190	380	420	85	215	295	180	145	210	5	345	145	315	245	110	885	115
Liquid fuel.....	80	585	1,380	180	295	400	250	60	45	50	325	55	150	25	20	375	65
Electricity.....	...	5	120	...	10	...	25	...	5	...	20	...	15	20	...	40	10
Other fuel.....	5	105	45	10	35	60	25	10	25	5	15	...	15	135	5	40	5
Not reported.....	...	5	10	15	25	20	...	...	...	...	15	...	...	...	5	30	...
Not heated.....	...	...	220	...	...	10	50	15	...	...	30	...	...	70	...	30	...
<b>*COOKING FUEL</b>																	
Number reporting.....	475	3,495	8,255	525	2,410	3,365	2,450	745	855	760	3,270	785	1,765	820	745	3,670	305
Coal.....	...	30	30	...	5	60	...	5	20	...	...	...	5	...	5	5	...
Wood.....	170	260	675	75	595	310	645	20	...	20	440	45	445	180	25	60	5
Utility gas.....	...	1,870	4,490	45	840	1,945	565	470	470	485	1,810	450	635	30	630	2,005	120
Bottled gas.....	150	335	855	135	235	275	260	100	210	30	325	115	300	180	70	1,040	85
Liquid fuel.....	55	755	915	220	510	620	495	85	75	90	555	135	280	145	15	385	90
Electricity.....	95	105	1,230	35	120	25	410	30	55	100	80	30	80	55	...	100	5
Other fuel.....	5	120	35	15	90	120	70	35	25	25	60	5	10	220	5	50	...
None.....	...	20	25	...	15	10	5	...	...	10	...	5	10	5	...	25	...
<b>*REFRIGERATION EQUIPMENT</b>																	
Number reporting.....	490	3,580	8,090	545	2,320	3,505	2,690	810	895	790	3,275	820	1,585	860	695	3,760	370
Mechanical.....	345	2,075	5,845	420	1,065	2,060	1,505	590	700	565	2,090	575	940	465	615	3,235	230
Ice.....	5	1,205	1,325	90	845	1,055	400	100	80	165	555	195	505	75	50	290	65
Other or none.....	140	300	920	35	410	390	785	120	115	60	630	50	140	320	30	235	75
<b>*KITCHEN SINK</b>																	
Number reporting.....	480	3,475	8,020	530	2,340	3,350	2,455	750	850	760	3,260	785	1,765	815	425	3,705	305
With kitchen sink.....	315	2,070	6,165	370	1,070	1,850	1,405	460	715	490	1,820	525	980	365	350	3,095	200
<b>*RADIO</b>																	
Number reporting.....	475	3,610	7,895	600	2,315	3,495	2,600	865	830	760	3,345	840	1,695	780	545	3,750	300
With radio.....	405	3,285	7,360	520	2,000	3,230	2,235	765	790	665	2,965	815	1,465	615	505	3,545	265
<b>*TELEVISION</b>																	
Number reporting.....	475	3,555	7,910	600	2,385	3,465	2,595	865	825	760	3,330	840	1,685	990	720	3,725	290
With television.....	...	110	35	10	2,385	5	10	5	5	5	70	5	45	20	5	125	5



Table 30.—PLUMBING FACILITIES, YEAR BUILT, AND EQUIPMENT OF RURAL-NONFARM DWELLING UNITS, FOR COUNTIES: 1950—Con.

[Asterisk (\*) denotes statistics based on 20-percent sample]

Subject	Gil- lespie	Glass- cock	Goliad	Con- zales	Gray	Gray- son	Gregg	Grimes	Guadal- upe	Hale	Hall	Hamil- ton	Hens- ford	Harde- man	Hardin	Harris	Harris- son
Total dwelling units.....	696	163	1,001	1,872	1,986	6,412	5,957	1,152	2,413	1,925	748	883	1,024	817	3,772	21,883	3,592
<b>WATER SUPPLY</b>																	
Hot and cold piped running water inside structure.....	255	120	397	425	1,613	2,409	3,482	214	893	1,112	297	363	853	338	1,181	12,548	1,155
Only cold piped running water inside structure.....	321	30	218	615	243	1,989	789	246	743	389	142	397	99	172	886	3,892	350
Piped running water outside structure.....	26	1	159	342	23	172	120	60	370	167	77	21	28	61	437	1,006	73
No piped running water.....	86	9	204	469	61	1,777	1,469	601	390	240	224	81	9	236	1,219	3,972	1,949
Not reported.....	8	3	23	21	46	65	97	31	17	17	8	21	35	10	49	465	65
<b>TOILET FACILITIES</b>																	
Flush toilet inside structure, exclusive use.....	477	126	434	615	1,614	2,717	3,449	284	1,182	1,144	281	489	843	337	1,297	13,768	1,088
Flush toilet inside structure, shared.....	3	7	36	...	30	187	31	13	57	46	33	50	7	59	31	129	49
Other toilet facilities (including privy).....	181	20	468	1,120	279	3,294	2,212	737	1,118	676	411	288	127	397	2,315	6,893	2,058
No toilet.....	28	8	38	80	17	157	170	85	41	43	14	35	10	14	98	618	348
Not reported.....	7	2	25	57	46	57	95	33	15	16	9	21	37	10	31	475	49
<b>BATHING FACILITIES</b>																	
Installed bathtub or shower, exclusive use.....	510	130	481	723	1,614	2,855	3,622	343	1,282	1,104	288	500	835	337	1,367	14,027	1,177
Installed bathtub or shower, shared.....	3	6	36	38	33	167	32	12	54	45	34	45	8	51	26	125	36
No bathtub or shower.....	175	24	459	1,091	282	3,283	2,193	747	1,045	745	417	316	142	416	1,317	7,126	2,307
Not reported.....	8	3	25	20	57	107	110	50	32	31	9	22	39	13	62	605	72
<b>*YEAR BUILT</b>																	
Number reporting.....	685	160	930	1,880	1,905	6,190	5,615	1,165	2,365	1,895	700	870	915	815	3,620	20,900	3,410
1945 or later.....	225	30	125	420	230	1,280	1,370	210	940	765	105	105	355	45	935	9,160	780
1940 to 1944.....	50	...	65	145	105	380	430	80	185	190	15	60	75	10	375	2,940	345
1930 to 1939.....	90	50	185	335	740	955	3,355	265	435	480	180	120	110	65	850	5,905	990
1920 to 1929.....	110	55	155	355	680	905	340	220	375	310	230	185	270	250	620	1,825	715
1919 or earlier.....	210	25	400	625	150	2,670	120	390	430	150	170	400	105	445	840	1,070	580
<b>*ELECTRIC LIGHTING</b>																	
Number reporting.....	695	165	1,030	1,870	2,000	6,410	5,820	1,130	2,360	1,860	765	915	970	795	3,780	21,280	3,385
With electric lights.....	645	165	755	1,510	1,940	5,950	5,260	745	2,030	1,810	715	845	950	740	3,165	19,980	2,235
Total occupied dwelling units.....	631	157	919	1,739	1,851	5,828	5,409	1,046	2,015	1,708	688	826	971	746	3,531	19,714	2,989
<b>*HEATING EQUIPMENT</b>																	
Number reporting heating equipment.....	605	155	850	1,680	1,725	5,625	5,205	965	2,030	1,690	675	795	850	755	3,560	19,000	2,980
Central heating, piped steam or hot water.....	...	...	...	40	20	145	80	10	50	10	5	5	...	...	15	460	210
Central heating, warm air furnace.....	5	...	...	25	75	485	60	5	65	95	10	5	340	60	20	765	35
Noncentral heating, with flue.....	485	5	320	865	630	1,485	1,095	565	825	345	110	200	195	165	1,395	3,505	1,080
Noncentral heating, without flue.....	115	150	520	740	995	3,475	3,965	380	1,075	1,240	545	585	285	520	2,115	14,145	1,635
Not heated.....	...	...	10	10	5	35	5	5	15	...	5	...	...	10	15	125	20
<b>*HEATING FUEL</b>																	
Number reporting heating equipment.....	605	155	850	1,680	1,725	5,625	5,205	965	2,030	1,690	675	795	850	755	3,560	19,000	2,980
Central heating.....	5	...	...	65	95	630	140	15	115	105	15	10	370	60	35	1,225	245
Coal.....	...	...	...	...	5	20	...	...	...	...	...	5	...	...	...	55	...
Wood.....	...	...	...	...	...	...	...	...	...	...	...	...	...	...	10	10	5
Utility gas.....	...	...	...	25	90	585	135	5	65	105	15	5	365	60	20	1,005	200
Bottled gas.....	5	...	...	40	...	15	5	5	25	...	...	...	...	...	5	115	30
Liquid fuel.....	...	...	...	...	...	...	...	...	10	...	...	...	...	...	...	10	10
Other fuel.....	...	...	...	...	...	...	...	...	...	...	...	...	...	...	...	5	...
Not reported.....	...	...	...	...	...	...	...	...	5	...	...	...	...	...	...	25	...
Noncentral heating.....	600	155	840	1,605	1,625	4,960	5,060	945	1,900	1,585	655	785	480	685	3,510	17,650	2,715
Coal.....	...	...	...	...	...	145	15	...	5	...	10	5	10	5	10	65	5
Wood.....	290	...	285	655	...	665	425	510	655	40	5	115	...	...	50	1,245	1,500
Utility gas.....	30	45	370	100	1,605	2,885	3,975	60	460	1,125	545	430	405	555	835	12,195	980
Bottled gas.....	75	105	75	370	5	675	260	275	355	335	30	105	55	30	205	2,685	470
Liquid fuel.....	170	...	105	465	15	475	100	80	325	15	65	95	10	35	10	95	...
Electricity.....	15	...	5	10	...	5	25	5	20	...	...	...	...	...	...	10	95
Other fuel.....	20	5	...	...	...	85	250	15	70	70	...	30	5	...	120	180	30
Not reported.....	...	...	...	5	...	25	10	...	5	...	...	...	...	...	5	65	5
Not heated.....	...	...	10	10	5	35	5	...	15	...	5	...	...	...	10	125	20
<b>*COOKING FUEL</b>																	
Number reporting.....	580	165	915	1,730	1,785	5,650	5,510	1,030	1,980	1,670	680	795	920	730	3,360	19,555	2,950
Coal.....	...	...	...	5	...	45	...	5	5	10	...	...	...	...	...	40	5
Wood.....	160	...	195	395	...	325	470	525	310	30	10	75	...	25	820	1,390	1,075
Utility gas.....	35	50	385	105	1,760	3,600	4,185	50	540	1,135	545	415	845	585	770	13,460	1,110
Bottled gas.....	60	105	90	220	15	715	350	225	275	335	75	125	50	30	895	2,775	485
Liquid fuel.....	80	5	220	765	10	720	150	145	600	30	50	80	15	50	380	1,190	175
Electricity.....	235	5	15	215	...	125	50	35	180	35	...	35	10	30	335	295	50
Other fuel.....	5	...	10	25	...	110	300	45	70	90	...	60	...	5	145	360	50
None.....	5	...	...	...	...	10	5	...	...	5	...	5	...	5	15	45	...
<b>*REFRIGERATION EQUIPMENT</b>																	
Number reporting.....	615	160	940	1,710	1,885	5,860	5,310	1,055	1,975	1,655	710	845	915	760	3,530	19,135	2,815
Mechanical.....	480	150	465	815	1,700	3,970	4,095	520	1,225	1,325	540	610	810	550	2,190	15,350	1,415
Ice.....	45	10	245	490	135	1,485	870	200	375	175	95	145	70	160	790	2,235	770
Other or none.....	90	...	230	405	50	405	345	335	375	155	75	90	35	50	550	1,550	630
<b>*KITCHEN SINK</b>																	
Number reporting.....	580	165	925	1,750	1,785	5,645	5,510	1,025	1,975	1,675	685	795	930	730	3,365	19,575	2,960
With kitchen sink.....	440	145	575	865	1,655	3,720	4,210	430	1,205	1,340	460	665	875	465	1,870	14,755	1,370
<b>*RADIO</b>																	
Number reporting.....	705	145	890	1,640	1,850	5,905	5,430	915	1,985	1,705	665	805	955	715	3,460	19,100	2,880
With radio.....	675	130	730	1,405	1,820	5,505	4,990	715	1,825	1,635	625	760	940	675	3,065	17,610	2,350
<b>*TELEVISION</b>																	
Number reporting.....	710	145	895	1,600	1,845	5,860	5,400	860	1,990	1,710	660	805	950	715	3,445	19,010	2,860
With television.....	35	...	10	20	15	95	50	10	55	10	5	10	10	15	25	825	30

Table 30.—PLUMBING FACILITIES, YEAR BUILT, AND EQUIPMENT OF RURAL-NONFARM DWELLING UNITS, FOR COUNTIES: 1950—Con.

[Asterisk (\*) denotes statistics based on 20-percent sample]

Subject	Hart- ley	Has- kell	Hays	Hemp- hill	Hen- derson	Hi- dalgo	Hill	Hook- ley	Hood	Hop- kins	Hous- ton	Howard	Huds- peth	Hunt	Hutch- inson	Irion	Jack
Total dwelling units.....	205	1,253	1,524	100	2,755	8,914	3,663	1,742	1,023	1,739	2,628	1,538	561	3,232	2,494	431	804
<b>WATER SUPPLY</b>																	
Hot and cold piped running water inside structure.....	145	515	656	61	874	2,083	1,427	1,101	512	256	582	1,043	227	1,133	2,235	266	274
Only cold piped running water inside structure.....	28	246	408	12	629	993	1,127	298	386	340	304	302	117	954	168	96	217
Piped running water outside structure.....	4	174	162	2	76	2,504	313	67	24	27	88	24	77	203	7	45	43
No piped running water.....	21	305	278	22	1,128	3,164	740	232	94	1,085	1,578	116	119	926	44	16	257
Not reported.....	7	13	20	3	48	170	56	44	7	31	76	53	21	16	40	8	13
<b>TOILET FACILITIES</b>																	
Flush toilet inside structure, exclusive use.....	138	514	769	63	994	2,357	1,541	1,095	614	325	623	1,044	222	1,182	2,188	277	276
Flush toilet inside structure, shared.....	4	36	37	...	25	51	236	37	59	9	13	13	13	96	31	15	10
Other toilet facilities (including privy).....	51	654	655	33	1,584	5,832	1,712	544	313	1,178	1,366	392	279	1,856	210	125	455
No toilet.....	6	32	43	1	100	499	119	22	30	197	506	29	25	84	21	5	49
Not reported.....	6	17	20	3	52	175	55	44	7	30	72	60	22	14	44	9	14
<b>BATHING FACILITIES</b>																	
Installed bathtub or shower, exclusive use.....	136	544	807	64	1,002	2,602	1,723	1,101	632	352	670	1,047	231	1,376	2,196	290	334
Installed bathtub or shower, shared.....	4	32	35	...	20	48	228	34	54	6	14	17	17	92	29	12	8
No bathtub or shower.....	57	656	653	32	1,642	6,023	1,635	562	327	1,327	1,773	406	288	1,731	215	120	436
Not reported.....	8	21	29	4	91	241	77	45	10	54	123	71	25	33	54	9	26
<b>*YEAR BUILT</b>																	
Number reporting.....	200	1,180	1,505	90	2,645	7,940	3,675	1,660	990	1,595	2,555	1,485	505	3,215	2,345	405	770
1945 or later.....	65	260	515	50	720	2,885	525	710	285	260	425	385	125	450	540	90	105
1940 to 1944.....	...	100	95	...	315	1,550	145	410	95	60	195	265	50	285	1,010	35	60
1930 to 1939.....	25	140	315	...	695	2,515	360	295	105	315	535	570	110	530	575	40	240
1920 to 1929.....	45	355	185	20	500	810	580	240	125	355	640	175	120	615	210	145	180
1919 or earlier.....	65	325	395	20	415	180	2,065	5	380	605	760	90	100	1,335	10	95	185
<b>*ELECTRIC LIGHTING</b>																	
Number reporting.....	225	1,195	1,550	75	2,755	8,575	3,565	1,720	1,000	1,670	2,490	1,500	530	3,220	2,410	425	770
With electric lights.....	200	1,095	1,315	55	2,435	5,110	3,160	1,650	940	1,285	1,525	1,475	430	2,860	2,360	415	685
Total occupied dwelling units.....	193	1,110	1,237	79	2,439	7,599	3,404	1,471	947	1,294	1,692	1,486	468	2,939	2,371	345	705
<b>*HEATING EQUIPMENT</b>																	
Number reporting heating equipment.....	160	1,055	1,290	85	2,270	7,305	3,310	1,220	955	1,230	1,685	1,470	465	3,045	2,285	370	625
Central heating, piped steam or hot water.....	...	...	15	...	15	100	105	5	15	35	15	75	...	215	20	10	...
Central heating, warm air furnace.....	15	...	30	10	5	40	5	70	...	...	10	...	30	50	170	25	5
Noncentral heating, with flue.....	35	280	455	35	770	1,440	935	65	145	525	670	185	315	1,050	1,570	80	180
Noncentral heating, without flue.....	110	775	790	40	1,480	3,450	2,265	1,080	795	660	985	1,210	120	1,715	520	250	440
Not heated.....	...	...	...	...	...	2,275	...	...	...	10	5	...	...	15	5	5	...
<b>*HEATING FUEL</b>																	
Number reporting heating equipment.....	160	1,055	1,290	85	2,270	7,305	3,310	1,220	955	1,230	1,685	1,470	465	3,045	2,285	370	625
Central heating.....	15	...	45	10	20	140	110	75	15	35	25	75	30	265	190	35	5
Coal.....	...	...	10	...	5	...	10	...	...	...	5	...	5	20	...	10	...
Wood.....	...	...	5	...	...	10	...	...	...	...	...	5	...	5	...	10	...
Utility gas.....	15	...	20	10	10	80	80	65	10	...	15	25	15	230	180	...	5
Bottled gas.....	...	...	5	...	5	35	20	5	5	35	5	...	10	5	10	10	...
Liquid fuel.....	...	...	...	...	...	5	...	5	...	...	...	40	...	5	...	...	...
Other fuel.....	...	...	...	...	...	10	...	...	...	...	...	...	...	...	...	5	...
Not reported.....	...	...	5	...	...	...	...	...	...	...	...	5	...	...	...	...	...
Noncentral heating.....	145	1,055	1,245	75	2,250	4,890	3,200	1,145	940	1,185	1,655	1,395	435	2,765	2,090	330	620
Coal.....	10	...	10	10	10	20	75	...	...	5	10	10	...	165	5	20	5
Wood.....	...	115	285	10	590	440	360	...	75	325	610	35	135	420	5	50	90
Utility gas.....	110	645	395	40	1,020	1,230	1,820	775	555	290	615	1,010	30	1,185	2,000	10	290
Bottled gas.....	15	130	255	5	365	490	400	260	180	295	255	150	125	470	60	175	160
Liquid fuel.....	5	165	225	10	220	2,390	430	70	125	250	140	180	135	415	5	30	70
Electricity.....	...	...	60	...	10	105	5	5	...	...	5	...	...	5	...	20	...
Other fuel.....	...	...	10	...	30	195	95	30	5	20	10	5	10	85	5	20	5
Not reported.....	5	...	5	...	5	20	15	5	...	...	10	5	...	20	10	5	...
Not heated.....	...	...	...	...	...	2,275	...	...	...	10	5	...	...	15	5	5	...
<b>*COOKING FUEL</b>																	
Number reporting.....	180	1,135	1,175	105	2,330	7,450	3,205	1,490	980	1,360	1,575	1,395	440	2,825	2,370	340	735
Coal.....	10	5	...	...	10	10	25	...	...	5	...	25	...	60	...	5	5
Wood.....	...	50	175	10	290	785	240	...	95	140	425	25	115	5	25	80	...
Utility gas.....	120	660	380	55	960	1,775	1,860	1,025	605	300	640	1,035	40	1,420	2,285	...	365
Bottled gas.....	25	130	230	10	400	570	375	310	190	455	270	110	75	410	60	150	145
Liquid fuel.....	20	265	255	25	430	3,585	545	55	80	435	175	180	85	635	5	55	115
Electricity.....	...	25	125	5	110	340	135	5	...	10	15	15	120	45	15	80	5
Other fuel.....	...	...	5	...	130	365	5	90	10	15	40	5	...	115	...	20	20
None.....	5	...	5	...	...	20	20	5	...	...	10	...	5	15	...	5	...
<b>*REFRIGERATION EQUIPMENT</b>																	
Number reporting.....	220	1,075	1,260	55	2,435	7,270	3,330	1,470	880	1,270	1,620	1,435	440	2,875	2,335	315	685
Mechanical.....	185	740	775	35	1,700	2,355	2,335	1,200	670	820	810	1,020	270	1,965	2,130	240	530
Ice.....	5	225	265	...	470	695	145	195	325	325	460	300	25	655	180	30	100
Other or none.....	30	110	220	20	265	4,245	300	125	15	125	350	115	145	255	25	45	55
<b>*KITCHEN SINK</b>																	
Number reporting.....	185	1,135	1,170	105	2,340	7,490	3,220	1,495	980	1,365	1,585	1,390	455	2,820	2,370	340	730
With kitchen sink.....	155	660	750	90	1,285	2,435	2,160	1,210	810	575	745	1,245	285	1,875	2,320	265	515
<b>*RADIO</b>																	
Number reporting.....	185	1,105	1,130	70	2,470	7,445	3,365	1,420	940	1,280	1,665	1,460	480	2,845	2,390	285	735
With radio.....	145	1,005	990	65	2,290	5,035	3,120	1,365	885	1,190	1,360	1,370	420	2,595	2,370	245	670
<b>*TELEVISION</b>																	
Number reporting.....	185	1,110	1,125	70	2,455	7,330	3,325	1,410	940	1,285	1,645	1,455	485	2,785	2,385	325	735
With television.....	...	...	10	...	25	35	60	5	15	5	40	...	...	55	10	20	...

Table 30.—PLUMBING FACILITIES, YEAR BUILT, AND EQUIPMENT OF RURAL-NONFARM DWELLING UNITS, FOR COUNTIES: 1950—Con.

[Asterisk (\*) denotes statistics based on 20-percent sample]

Subject	Jack-son	Jas-per	Jeff Davis	Jef-ferson	Jim Hogg	Jim Wells	John-son	Jones	Karnes	Kaufman	Ken-dall	Kenedy	Kent	Kerr	Kimble	King	Kinney
Total dwelling units.....	1,204	2,589	454	4,497	134	1,341	2,969	1,029	763	2,113	1,084	11	295	1,451	1,027	88	723
<b>WATER SUPPLY</b>																	
Hot and cold piped running water inside structure.....	647	785	230	2,416	70	562	1,436	389	250	759	523	1	138	910	587	16	187
Only cold piped running water inside structure.....	211	561	117	1,080	36	233	1,026	282	205	440	397	1	19	355	245	13	333
Piped running water outside structure.....	85	84	3	130	7	278	140	22	99	161	65	7	9	75	133	...	150
No piped running water.....	233	1,135	96	838	17	257	337	299	202	715	75	2	127	52	53	58	46
Not reported.....	28	24	8	33	4	11	30	37	7	38	24	...	2	59	9	1	7
<b>TOILET FACILITIES</b>																	
Flush toilet inside structure, exclusive use.....	718	772	239	2,775	69	600	1,694	431	314	800	778	1	130	1,122	672	17	298
Flush toilet inside structure, shared.....	22	48	6	44	...	7	181	7	11	68	12	...	3	...	29	...	1
Other toilet facilities (including privy).....	390	1,633	188	1,491	59	695	1,011	505	345	1,129	226	10	150	245	298	62	401
No toilet.....	45	113	15	153	2	26	50	52	87	74	43	...	10	20	19	9	16
Not reported.....	29	23	6	34	4	13	33	34	6	42	25	...	2	64	9	...	7
<b>BATHING FACILITIES</b>																	
Installed bathtub or shower, exclusive use.....	717	850	245	2,812	102	680	1,677	450	359	871	799	1	143	1,145	661	20	337
Installed bathtub or shower, shared.....	17	47	2	42	...	7	180	6	11	67	8	...	2	...	29	...	2
No bathtub or shower.....	422	1,655	199	1,598	28	632	1,042	536	382	1,111	250	10	124	238	327	63	375
Not reported.....	48	37	8	45	4	22	70	37	11	64	27	...	26	68	10	5	9
<b>*YEAR BUILT</b>																	
Number reporting.....	1,145	2,475	500	4,495	115	1,255	2,960	960	655	2,065	1,050	5	255	1,065	1,015	100	680
1945 or later.....	320	720	55	1,300	55	375	570	170	135	220	260	5	15	475	215	...	60
1940 to 1944.....	225	305	30	545	30	190	175	60	30	110	65	...	10	85	135	15	45
1930 to 1939.....	255	530	135	1,475	5	325	385	265	115	290	130	...	105	235	255	25	235
1920 to 1929.....	190	380	110	865	15	240	710	215	115	450	145	...	60	145	200	25	85
1919 or earlier.....	155	540	170	310	10	125	1,120	250	260	995	450	...	65	125	210	35	255
<b>*ELECTRIC LIGHTING</b>																	
Number reporting.....	1,150	2,570	425	4,375	125	1,310	2,875	1,040	775	2,060	1,065	10	300	1,115	995	90	720
With electric lights.....	1,015	1,990	365	4,160	110	1,005	2,710	895	525	1,775	1,010	5	280	1,060	910	75	645
Total occupied dwelling units.....	1,135	2,426	389	4,202	118	1,159	2,818	903	676	1,969	1,002	11	284	1,136	860	75	579
<b>*HEATING EQUIPMENT</b>																	
Number reporting heating equipment.....	1,010	2,450	335	4,070	110	1,105	2,780	885	695	1,790	980	15	65	1,080	885	60	610
Central heating, piped steam or hot water.....	145	35	10	85	10	30	20	45	5	20	5	...	15	60	5	...	15
Central heating, warm air furnace.....	10	20	5	15	...	45	30	5	...	...	40	...	...	25	...	...	...
Noncentral heating, with flue.....	260	985	170	1,205	50	245	480	255	285	625	585	10	...	675	245	10	370
Noncentral heating, without flue.....	595	1,085	150	2,725	30	590	2,245	580	395	1,145	345	5	50	310	610	50	200
Not heated.....	...	325	...	40	20	195	5	...	10	...	5	...	...	15	...	...	25
<b>*HEATING FUEL</b>																	
Number reporting heating equipment.....	1,010	2,450	335	4,070	110	1,105	2,780	885	695	1,790	980	15	65	1,080	885	60	610
Central heating.....	155	55	15	100	10	75	50	50	5	20	45	...	15	80	30	...	15
Coal.....	...	...	...	5	...	...	5	...	...	...	...	...	...	...	...	...	...
Wood.....	...	25	...	...	...	...	...	...	...	...	15	...	...	15	...	...	...
Utility gas.....	130	20	...	35	10	55	45	30	...	15	5	...	15	5	...	...	...
Bottled gas.....	5	10	10	40	...	5	...	5	5	5	10	...	...	20	10	...	15
Liquid fuel.....	15	...	...	15	...	...	...	...	...	...	5	...	...	...	10	...	...
Other fuel.....	5	...	5	...	...	15	...	10	...	...	10	...	...	30	5	...	...
Not reported.....	...	...	...	5	...	...	...	...	...	...	...	...	...	...	...	...	...
Noncentral heating.....	855	2,070	320	3,930	80	835	2,725	835	680	1,770	930	15	50	985	855	60	570
Coal.....	5	10	...	15	...	25	25	5	...	5	...	...	...	...	...	...	...
Wood.....	140	810	135	375	...	100	180	80	225	350	390	10	...	190	230	5	320
Utility gas.....	425	480	...	2,275	70	370	1,945	310	260	1,040	175	...	...	105	...	...	10
Bottled gas.....	85	615	90	885	5	175	285	245	60	120	190	5	45	125	535	55	115
Liquid fuel.....	165	140	50	300	5	125	225	120	90	210	45	...	5	260	75	...	120
Electricity.....	...	...	25	45	...	10	...	30	10	...	105	...	...	200	...	...	...
Other fuel.....	25	10	20	30	...	30	65	45	25	40	65	...	...	100	15	...	5
Not reported.....	10	5	...	5	...	...	...	...	10	5	...	...	...	5	...	...	...
Not heated.....	...	325	...	40	20	195	5	...	10	...	5	...	...	15	...	...	25
<b>*COOKING FUEL</b>																	
Number reporting.....	1,055	2,400	335	4,190	145	1,225	2,830	815	595	1,955	990	10	270	905	870	60	525
Coal.....	...	...	...	10	5	30	...	...	...	10	...	...	...	...	...	...	...
Wood.....	110	710	155	305	10	55	115	25	125	265	240	...	...	145	150	5	185
Utility gas.....	535	520	...	2,205	115	655	1,935	290	245	1,080	130	...	175	80	10	...	...
Bottled gas.....	90	685	80	910	...	165	245	200	55	115	165	...	55	85	315	45	85
Liquid fuel.....	210	365	30	395	...	250	410	200	125	410	125	10	25	85	70	5	140
Electricity.....	50	95	60	325	10	40	60	65	20	45	250	...	10	365	270	5	100
Other fuel.....	60	20	10	15	...	25	65	30	20	25	75	...	5	145	15	...	5
None.....	...	5	...	25	5	5	...	5	5	5	5	...	...	...	...	...	...
<b>*REFRIGERATION EQUIPMENT</b>																	
Number reporting.....	1,095	2,420	360	4,125	105	1,155	2,730	905	690	1,895	980	10	275	840	805	65	550
Mechanical.....	770	1,420	195	3,610	65	650	2,030	635	325	1,165	725	5	200	675	545	45	220
Ice.....	115	495	35	375	5	135	550	185	90	625	135	...	5	85	140	5	245
Other or none.....	210	505	130	140	35	370	150	85	275	105	120	5	70	80	120	15	85
<b>*KITCHEN SINK</b>																	
Number reporting.....	1,065	2,405	340	4,195	145	1,220	2,835	815	600	1,955	985	10	225	915	870	60	525
With kitchen sink.....	765	1,120	230	3,285	105	695	2,280	595	315	1,075	795	...	160	705	630	20	355
<b>*RADIO</b>																	
Number reporting.....	1,055	2,400	405	4,170	100	1,155	2,705	895	760	1,945	960	15	300	880	860	85	560
With radio.....	990	2,055	340	3,910	85	930	2,590	840	630	1,790	845	15	290	835	780	70	480
<b>*TELEVISION</b>																	
Number reporting.....	1,060	2,395	405	4,130	100	1,155	2,695	900	750	1,950	950	15	300	870	855	85	560
With television.....	15	15	...	40	10	...	195	15	5	50	25	...	10	...	...	...	5

Table 30.—PLUMBING FACILITIES, YEAR BUILT, AND EQUIPMENT OF RURAL-NONFARM DWELLING UNITS, FOR COUNTIES: 1950—Con.

[Asterisk (\*) denotes statistics based on 20-percent sample]

Subject	Kle-berg	Knox	Lamar	Lamb	Lam-pasas	La Salle	La-vasca	Lee	Leon	Lib-erty	Lime-stone	Lips-comb	Live Oak	Llano	Loving	Lub-bock	Lynn
Total dwelling units.....	728	1,935	2,702	1,658	748	426	2,448	526	1,758	3,664	2,971	812	1,354	473	50	3,506	955
<b>WATER SUPPLY</b>																	
Hot and cold piped running water inside structure.....	333	899	719	873	274	53	934	63	639	1,460	1,085	633	662	188	27	2,037	454
Only cold piped running water inside structure.....	196	414	469	318	305	138	853	180	319	615	609	113	308	111	9	747	207
Piped running water outside structure.....	134	98	134	207	48	102	135	14	91	106	177	31	130	3	2	261	78
No piped running water.....	46	492	1,352	205	110	118	502	268	690	1,440	1,018	26	241	79	12	378	198
Not reported.....	19	32	28	55	11	15	24	1	19	43	82	9	13	92	...	83	18
<b>TOILET FACILITIES</b>																	
Flush toilet inside structure, exclusive use.....	338	898	760	886	373	85	1,225	110	701	1,522	1,146	655	752	232	28	2,135	504
Flush toilet inside structure, shared.....	6	99	52	24	34	...	112	5	24	49	110	13	27	4	...	39	17
Other toilet facilities (including privy).....	332	850	1,671	648	288	309	1,011	372	870	1,942	1,460	125	500	120	21	1,183	362
No toilet.....	29	57	196	45	41	17	75	37	141	118	171	10	60	20	1	65	51
Not reported.....	23	31	23	55	12	15	25	2	22	33	84	9	15	97	...	84	21
<b>BATHING FACILITIES</b>																	
Installed bathtub or shower, exclusive use.....	432	942	819	882	398	127	1,407	135	757	1,604	1,254	633	769	242	28	2,080	497
Installed bathtub or shower, shared.....	5	91	43	25	22	...	107	5	22	44	99	11	25	4	...	40	16
No bathtub or shower.....	203	861	1,797	686	313	282	898	379	946	1,955	1,516	157	536	124	22	1,292	416
Not reported.....	88	41	43	65	15	17	36	7	33	61	102	11	24	103	...	94	26
<b>*YEAR BUILT</b>																	
Number reporting.....	650	1,915	2,570	1,635	700	380	2,370	500	1,700	3,500	2,880	805	1,300	370	50	3,425	910
1945 or later.....	240	385	445	540	170	50	510	120	315	875	355	270	360	135	10	1,795	185
1940 to 1944.....	175	165	265	110	35	20	100	70	120	315	200	20	75	40	5	505	70
1930 to 1939.....	110	325	400	675	115	125	325	90	575	1,080	405	90	450	100	25	730	270
1920 to 1929.....	65	425	455	285	105	50	355	45	380	790	850	235	320	25	10	315	325
1919 or earlier.....	60	615	1,005	25	275	135	1,080	175	310	440	1,070	190	95	70	...	80	60
<b>*ELECTRIC LIGHTING</b>																	
Number reporting.....	730	1,885	2,665	1,545	780	400	2,415	495	1,710	3,595	2,820	810	1,390	370	40	3,445	980
With electric lights.....	630	1,775	2,125	1,490	715	285	2,015	410	1,280	3,055	2,245	795	1,220	355	30	3,300	835
Total occupied dwelling units.....	670	1,790	2,343	1,411	686	391	2,311	451	1,550	3,393	2,563	758	1,240	272	50	3,122	769
<b>*HEATING EQUIPMENT</b>																	
Number reporting heating equipment.....	650	1,905	2,260	1,420	625	375	2,300	455	1,475	3,265	2,450	770	1,250	310	60	3,070	725
Central heating, piped steam or hot water.....	...	25	20	25	...	...	15	5	25	10	30	20	...	5	...	10	...
Central heating, warm air furnace.....	35	135	25	75	5	...	55	...	140	25	15	15	...	...	...	65	5
Noncentral heating, with flue.....	355	320	1,025	560	280	165	1,010	270	655	1,050	820	725	210	145	20	445	70
Noncentral heating, without flue.....	235	1,420	1,185	760	340	190	1,210	180	650	2,135	1,575	10	995	155	40	2,545	640
Not heated.....	25	5	5	...	...	20	10	...	5	45	10	...	35	5	...	5	10
<b>*HEATING FUEL</b>																	
Number reporting heating equipment.....	650	1,905	2,260	1,420	625	375	2,300	455	1,475	3,265	2,450	770	1,250	310	60	3,070	725
Central heating.....	35	160	45	100	5	...	70	5	165	35	45	35	10	5	...	75	5
Coal.....	...	20	5	5	...	...	5	...	...	10	5	...	...	...	...	...	...
Wood.....	...	10	...	...	...	...	5	...	5	5	5	...	...	...	...	...	...
Utility gas.....	35	100	30	75	...	...	50	5	145	10	25	30	10	...	...	65	5
Bottled gas.....	...	5	10	20	...	...	10	...	1.5	10	...	5	...	5	...	10	...
Liquid fuel.....	...	5	...	...	5	...	...	...	...	...	...	5	...	...	...	...	...
Other fuel.....	...	20	...	...	...	...	...	...	...	...	5	...	...	...	...	...	...
Not reported.....	...	...	...	...	...	...	...	...	...	...	...	...	...	...	...	...	...
Noncentral heating.....	590	1,740	2,210	1,320	620	355	2,220	450	1,305	3,185	2,395	735	1,205	300	60	2,990	710
Coal.....	...	45	40	25	...	...	10	35	...	5	10	5	10	...	...	25	5
Wood.....	15	130	680	15	200	145	720	225	580	835	615	20	145	85	...	30	20
Utility gas.....	270	1,195	900	735	140	35	950	...	440	1,285	1,060	380	815	...	50	1,485	455
Bottled gas.....	115	140	285	360	125	95	120	100	215	525	410	215	115	135	5	1,255	110
Liquid fuel.....	165	185	260	150	110	70	290	20	55	430	240	110	65	35	5	170	110
Electricity.....	20	10	5	...	20	...	30	20	...	10	15	...	10	20	...	...	...
Other fuel.....	5	30	40	35	25	...	75	85	15	90	45	5	35	25	...	20	10
Not reported.....	...	5	...	...	...	...	...	...	...	5	...	...	10	...	...	5	...
Not heated.....	25	5	5	...	...	20	10	...	5	45	10	...	35	5	...	5	10
<b>*COOKING FUEL</b>																	
Number reporting.....	680	1,595	2,375	1,295	700	410	2,255	455	1,495	3,395	2,535	735	1,195	290	40	2,930	835
Coal.....	...	...	...	30	...	...	5	...	...	10	5	5	10	...	...	20	10
Wood.....	20	95	420	...	125	145	365	230	485	810	295	5	70	75	5	30	20
Utility gas.....	280	1,060	925	745	105	45	960	...	635	1,155	1,075	385	735	...	30	1,400	490
Bottled gas.....	175	65	345	320	110	60	150	85	175	540	340	250	110	95	5	1,160	215
Liquid fuel.....	155	220	515	75	125	120	420	20	140	475	505	70	170	40	...	155	85
Electricity.....	35	125	75	95	195	30	200	30	35	315	180	15	65	45	...	120	...
Other fuel.....	5	25	80	30	30	10	130	90	15	85	70	5	25	30	...	30	15
None.....	10	5	15	...	10	...	25	...	10	5	65	...	10	5	...	15	...
<b>*REFRIGERATION EQUIPMENT</b>																	
Number reporting.....	680	1,760	2,280	1,355	705	335	2,280	435	1,535	3,340	2,445	765	1,245	235	40	3,105	740
Mechanical.....	460	1,245	1,220	1,095	500	135	1,440	240	895	2,225	1,575	665	835	185	35	2,670	545
Ice.....	60	315	790	115	100	55	420	75	235	530	575	40	205	10	5	225	95
Other or none.....	160	200	270	145	105	145	420	120	405	585	295	60	205	40	...	210	100
<b>*KITCHEN SINK</b>																	
Number reporting.....	665	1,590	2,385	1,310	700	415	2,265	455	1,510	3,435	2,530	725	1,200	290	40	2,945	835
With kitchen sink.....	525	1,135	1,170	990	550	150	1,425	180	825	1,945	1,490	665	725	175	30	2,405	650
<b>*RADIO</b>																	
Number reporting.....	640	1,715	2,335	1,390	650	380	2,255	430	1,595	3,360	2,535	720	1,185	230	60	3,030	700
With radio.....	575	1,600	2,120	1,305	595	260	1,970	345	1,395	2,800	2,240	655	1,065	225	50	2,895	640
<b>*TELEVISION</b>																	
Number reporting.....	635	1,695	2,320	1,370	650	380	2,250	435	1,595	3,335	2,530	715	1,175	225	60	3,030	700
With television.....	15	30	30	...	...	5	35	5	...	45	5	...	20	5	...	15	...

Table 30.—PLUMBING FACILITIES, YEAR BUILT, AND EQUIPMENT OF RURAL-NONFARM DWELLING UNITS, FOR COUNTIES: 1950—Con.

[Asterisk (\*) denotes statistics based on 20-percent sample]

Subject	Mc-Culloch	Mc-Lemman	Mc-Mullen	Madison	Marion	Mar-tin	Mason	Mata-gorda	Mav-erick	Me-dina	Me-nard	Mid-land	Milam	Mills	Mitch-ell	Mon-tague	Mont-gomery	
Total dwelling units.....	776	6,551	189	1,432	788	637	1,012	1,527	855	1,889	95	726	2,684	973	1,078	1,500	3,901	
<b>WATER SUPPLY</b>																		
Hot and cold piped running water inside structure.....	218	2,741	50	541	135	414	440	594	216	601	15	390	731	464	387	589	1,043	
Only cold piped running water inside structure.....	327	1,815	68	300	85	83	324	284	228	565	35	115	646	395	258	326	682	
Piped running water outside structure.....	88	375	4	61	3	24	42	43	196	328	13	93	150	23	36	27	222	
No piped running water.....	139	1,426	65	505	551	91	200	574	209	373	32	116	1,130	75	338	539	1,752	
Not reported.....	4	194	2	25	14	25	6	32	6	22	...	12	27	16	59	19	202	
<b>TOILET FACILITIES</b>																		
Flush toilet inside structure, exclusive use.....	299	3,194	62	614	141	433	587	651	309	765	21	372	895	609	370	578	1,140	
Flush toilet inside structure, shared.....	5	232	...	48	2	...	42	24	...	55	...	5	...	83	77	26	13	
Other toilet facilities (including privy).....	435	2,755	113	608	494	158	329	758	526	985	67	324	1,999	244	527	714	2,231	
No toilet.....	33	176	12	132	142	21	47	60	16	64	6	12	110	22	46	163	321	
Not reported.....	4	194	2	30	9	25	7	34	4	20	1	13	80	15	58	19	196	
<b>BATHING FACILITIES</b>																		
Installed bathtub or shower, exclusive use.....	337	3,390	101	618	156	432	602	698	358	907	25	386	1,018	648	373	607	1,163	
Installed bathtub or shower, shared.....	3	218	...	49	2	...	39	23	...	47	...	3	44	87	70	23	11	
No bathtub or shower.....	431	2,724	84	720	620	177	356	755	490	910	69	325	1,575	220	572	844	2,472	
Not reported.....	5	219	4	45	10	28	15	51	7	25	1	12	47	18	63	26	255	
<b>*YEAR BUILT</b>																		
Number reporting.....	750	6,055	230	1,310	745	615	960	1,405	800	1,750	80	560	2,590	920	1,015	1,520	3,720	
1945 or later.....	140	1,240	50	260	180	200	155	310	185	380	5	235	470	150	315	170	1,260	
1940 to 1944.....	55	430	5	125	60	60	115	135	350	255	15	100	245	70	75	110	410	
1930 to 1939.....	145	1,060	70	405	335	180	225	305	130	330	...	145	475	180	160	355	1,090	
1920 to 1929.....	200	990	35	255	65	110	185	160	55	220	30	25	465	140	290	330	570	
1919 or earlier.....	210	2,335	70	265	105	65	280	495	80	565	30	55	935	380	175	555	390	
<b>*ELECTRIC LIGHTING</b>																		
Number reporting.....	765	6,195	170	1,315	740	605	1,010	1,415	850	1,860	100	505	2,680	970	1,040	1,505	3,665	
With electric lights.....	655	5,720	100	1,010	425	580	975	1,140	735	1,545	85	485	2,120	955	910	1,360	2,930	
Total occupied dwelling units.....	694	5,989	160	1,137	683	600	951	1,309	607	1,735	80	684	2,463	912	943	1,348	3,544	
<b>*HEATING EQUIPMENT</b>																		
Number reporting heating equipment.....	700	5,840	160	1,090	700	550	890	1,180	580	1,755	70	485	2,480	860	885	1,095	3,280	
Central heating, piped steam or hot water.....	15	85	...	5	...	...	5	45	20	55	...	...	45	10	5	5	...	
Central heating, warm air furnace.....	5	25	...	15	...	...	5	5	...	...	...	...	35	15	10	5	25	
Noncentral heating, with flue.....	235	1,950	70	355	475	50	530	350	330	565	40	60	1,065	295	290	360	1,530	
Noncentral heating, without flue.....	445	3,770	90	715	220	470	350	780	150	1,080	30	425	1,320	540	575	725	1,710	
Not heated.....	...	10	...	...	...	...	...	...	80	55	...	...	15	...	5	...	15	
<b>*HEATING FUEL</b>																		
Number reporting heating equipment.....	700	5,840	160	1,090	700	550	890	1,180	580	1,755	70	485	2,480	860	885	1,095	3,280	
Central heating.....	20	110	...	20	5	30	10	50	20	55	...	...	80	25	15	10	25	
Coal.....	...	10	...	10	...	...	...	5	5	...	...	...	10	5	...	...	...	
Wood.....	...	5	...	...	5	...	...	...	...	...	...	...	...	5	...	...	5	
Utility gas.....	10	65	...	10	...	30	5	25	15	...	...	...	25	10	10	5	10	
Bottled gas.....	5	10	...	...	...	...	...	15	...	55	...	...	40	...	5	...	5	
Liquid fuel.....	5	5	...	...	...	...	...	5	...	...	...	...	5	...	...	...	5	
Other fuel.....	...	10	...	...	...	...	...	...	...	...	...	...	...	5	...	...	5	
Not reported.....	...	5	...	...	...	...	...	...	...	...	...	...	...	...	...	...	...	
Noncentral heating.....	680	5,720	160	1,070	695	520	880	1,130	480	1,645	70	485	2,385	835	865	1,085	3,240	
Coal.....	...	65	...	5	...	...	...	...	...	5	...	...	45	...	5	25	15	
Wood.....	130	990	55	235	430	35	270	285	80	475	30	10	860	220	100	120	1,450	
Utility gas.....	300	2,420	55	580	95	350	10	230	185	130	...	35	945	410	330	490	800	
Bottled gas.....	85	1,160	45	130	150	100	300	430	35	555	35	345	195	80	240	285	740	
Liquid fuel.....	70	900	5	115	20	25	240	165	165	430	...	85	265	105	180	160	115	
Electricity.....	10	60	...	...	...	...	35	15	...	15	...	5	30	5	5	...	40	
Other fuel.....	65	120	...	...	...	...	15	5	15	35	5	...	35	15	...	5	70	
Not reported.....	...	5	...	...	...	...	10	...	...	...	...	...	10	...	5	...	10	
Not heated.....	...	10	...	...	...	...	...	80	...	55	...	...	15	...	5	...	15	
<b>*COOKING FUEL</b>																		
Number reporting.....	695	5,840	155	1,105	665	610	920	1,335	575	1,675	70	490	2,390	945	915	1,240	3,375	
Coal.....	5	25	...	5	...	...	...	10	...	...	...	...	5	5	...	5	...	
Wood.....	60	595	25	180	325	25	185	225	105	340	20	20	505	135	20	95	1,320	
Utility gas.....	205	2,515	55	470	130	410	10	335	170	135	...	45	905	210	280	625	820	
Bottled gas.....	100	940	45	140	140	125	140	485	20	550	40	315	175	80	315	235	720	
Liquid fuel.....	140	1,330	20	205	55	35	150	215	225	475	10	95	590	185	225	230	350	
Electricity.....	15	260	10	95	5	...	395	35	10	150	...	10	135	275	50	45	105	
Other fuel.....	65	175	...	...	...	15	35	25	15	25	...	...	70	45	10	5	50	
None.....	5	...	...	10	10	...	5	5	30	...	...	5	5	10	15	...	10	
<b>*REFRIGERATION EQUIPMENT</b>																		
Number reporting.....	695	5,805	135	1,060	625	585	955	1,245	610	1,725	95	465	2,410	940	935	1,350	3,465	
Mechanical.....	440	4,200	80	730	240	475	715	765	125	1,055	50	295	1,330	800	565	960	1,915	
Ice.....	120	1,165	5	155	190	55	135	150	185	315	25	120	730	70	280	280	975	
Other or none.....	135	440	50	175	195	55	105	330	300	355	20	50	350	70	90	110	575	
<b>*KITCHEN SINK</b>																		
Number reporting.....	700	5,840	160	1,105	660	615	925	1,340	580	1,680	75	490	2,425	940	915	1,230	3,365	
With kitchen sink.....	405	4,060	85	740	200	500	650	790	130	1,065	50	285	1,185	765	620	780	1,370	
<b>*RADIO</b>																		
Number reporting.....	665	5,780	130	1,250	695	595	935	1,280	620	1,665	85	470	2,430	885	900	1,340	3,520	
With radio.....	610	5,365	100	1,130	560	520	880	1,105	465	1,415	75	435	2,120	845	785	1,210	2,955	
<b>*TELEVISION</b>																		
Number reporting.....	675	5,765	130	1,250	695	590	915	1,275	640	1,665	80	470	2,420	885	895	1,335	3,510	
With television.....	...	25	5	...	...	...	...	25	...	65	...	...	5	15	10	10	40	

## HOUSING—GENERAL CHARACTERISTICS

Table 30.—PLUMBING FACILITIES, YEAR BUILT, AND EQUIPMENT OF RURAL-NONFARM DWELLING UNITS.  
FOR COUNTIES: 1950—Con.

[Asterisk (\*) denotes statistics based on 20-percent sample]

Subject	Moore	Morris	Mot- ley	Naacog- doches	Na- varro	New- ton	Nolan	Nueces	Ochil- tree	Old- ham	Orange	Palo Pinto	Panola	Parker	Par- mer	Pecos	Polk
Total dwelling units.....	1,872	1,942	716	2,555	2,891	1,862	967	4,352	93	303	4,581	2,210	1,662	1,703	838	1,079	2,891
<b>WATER SUPPLY</b>																	
Hot and cold piped running water inside structure.....	1,708	821	341	540	950	420	492	2,688	52	220	1,957	813	448	707	640	719	633
Only cold piped running water inside structure.....	85	319	181	465	672	273	250	778	15	38	1,480	619	182	451	127	164	529
Piped running water outside structure.....	38	62	17	79	132	68	48	492	1	13	258	124	26	55	20	34	230
No piped running water.....	18	720	171	1,413	1,098	1,084	154	315	4	14	871	594	979	472	40	135	1,389
Not reported.....	23	20	6	58	29	17	23	79	21	18	15	60	27	18	11	27	110
<b>TOILET FACILITIES</b>																	
Flush toilet inside structure, exclusive use.....	1,687	814	358	567	985	412	472	2,734	50	218	2,163	880	449	796	639	737	703
Flush toilet inside structure, shared.....	10	76	24	32	128	24	62	9	...	2	48	26	8	21	22	6	32
Other toilet facilities (including privy).....	145	962	317	1,733	1,618	1,251	397	1,397	22	51	2,249	1,164	1,079	818	146	282	1,679
No toilet.....	7	72	11	161	130	164	17	132	...	4	109	78	103	49	20	27	363
Not reported.....	23	18	6	62	30	11	19	80	...	21	12	62	23	19	11	27	114
<b>BATHING FACILITIES</b>																	
Installed bathtub or shower, exclusive use.....	1,684	848	370	649	1,135	428	475	2,894	56	224	2,243	982	458	837	638	763	741
Installed bathtub or shower, shared.....	9	68	23	33	116	24	62	8	...	...	31	23	8	19	20	4	27
No bathtub or shower.....	152	998	311	1,781	1,589	1,382	406	1,343	16	51	2,281	1,131	1,162	808	164	284	1,988
Not reported.....	27	28	12	92	51	28	24	107	...	21	28	26	74	39	16	28	135
<b>*YEAR BUILT</b>																	
Number reporting.....	1,780	1,935	700	2,340	2,980	1,900	935	4,000	65	290	4,500	2,135	1,535	1,670	820	1,015	2,675
1945 or later.....	320	535	165	430	470	340	225	1,430	35	90	1,580	175	395	425	275	250	500
1940 to 1944.....	995	195	30	280	180	110	95	905	...	25	1,375	230	130	220	70	135	220
1930 to 1939.....	410	410	150	690	390	470	175	1,110	20	45	990	470	370	300	165	575	755
1920 to 1929.....	45	225	205	505	630	360	210	420	10	75	405	375	280	240	190	40	500
1910 or earlier.....	10	570	150	435	1,310	420	230	135	...	55	190	885	360	485	120	15	700
<b>*ELECTRIC LIGHTING</b>																	
Number reporting.....	1,880	1,955	710	2,480	2,775	1,755	940	4,240	75	305	4,595	2,150	1,705	1,615	840	1,080	2,785
With electric lights.....	1,855	1,545	690	1,770	2,460	1,105	870	3,885	75	290	4,345	1,920	1,155	1,565	810	1,000	1,870
Total occupied dwelling units.....	1,748	1,739	675	2,220	2,685	1,625	905	3,918	76	289	4,138	2,027	1,422	1,559	808	1,025	2,614
<b>*HEATING EQUIPMENT</b>																	
Number reporting heating equipment.....	1,805	1,785	650	2,185	2,670	1,505	700	3,855	75	290	4,015	1,925	1,240	1,565	780	995	2,530
Central heating, piped steam or hot water.....	110	5	10	10	170	15	...	295	...	...	65	15	...	...	...	55	30
Central heating, warm air furnace.....	100	20	10	15	20	25	...	40	10	70	5	10	...	40	185	30	20
Noncentral heating, with flue.....	740	635	145	870	765	885	200	295	60	140	440	480	475	275	90	365	1,140
Noncentral heating, without flue.....	855	1,120	480	1,275	1,505	575	500	3,100	5	80	3,490	1,410	760	1,250	500	545	1,100
Not heated.....	...	5	5	15	210	5	...	125	...	...	15	10	...	...	5	...	240
<b>*HEATING FUEL</b>																	
Number reporting heating equipment.....	1,805	1,785	650	2,185	2,670	1,505	700	3,855	75	290	4,015	1,925	1,240	1,565	780	995	2,530
Central heating.....	210	25	20	25	190	40	...	335	10	70	70	25	5	40	185	85	50
Coal.....	10	5	...	...	15	20	...	15	...	...	...	...	...	15	...	...	10
Wood.....	...	5	...	...	...	10	...	15	...	...	...	...	...	...	...	...	...
Utility gas.....	200	5	...	15	155	10	...	150	5	...	5	25	5	20	175	40	20
Bottled gas.....	...	10	5	10	20	...	...	140	5	70	60	...	...	5	...	...	20
Liquid fuel.....	...	...	5	...	...	...	...	...	...	...	5	...	...	...	5	...	...
Other fuel.....	...	...	5	...	...	...	...	...	...	...	...	...	...	...	5	...	...
Not reported.....	...	...	5	...	...	...	...	15	...	...	...	...	...	...	...	...	...
Noncentral heating.....	1,595	1,755	625	2,145	2,270	1,460	700	3,395	65	220	3,930	1,890	1,235	1,525	590	910	2,240
Coal.....	10	5	5	5	15	25	5	10	...	...	10	...	...	20	20	...	...
Wood.....	...	505	40	750	400	660	105	95	...	5	390	345	410	150	10	110	1,055
Utility gas.....	1,560	965	5	410	1,200	250	300	2,090	20	5	830	1,190	330	580	465	420	515
Bottled gas.....	15	130	465	775	240	390	175	495	15	175	2,370	200	375	595	60	205	340
Liquid fuel.....	10	120	85	185	105	105	300	25	20	210	150	90	125	20	55	250	
Electricity.....	...	10	...	...	10	20	...	35	...	...	60	...	10	10	95	20	
Other fuel.....	...	20	25	10	45	5	5	350	5	15	60	5	30	45	5	...	40
Not reported.....	...	...	...	10	5	5	5	20	...	...	...	...	...	...	...	25	20
Not heated.....	...	5	5	15	210	5	...	125	...	...	15	10	...	...	5	...	240
<b>*COOKING FUEL</b>																	
Number reporting.....	1,720	1,625	645	2,220	2,555	1,590	810	3,880	60	345	4,005	2,015	1,395	1,525	770	990	2,600
Coal.....	15	5	10	10	5	10	5	...	...	5	...	...	...	...	...	5	5
Wood.....	5	300	35	625	235	620	10	60	...	...	230	305	420	55	25	105	1,125
Utility gas.....	1,650	915	5	430	1,330	265	440	2,200	35	5	870	1,240	410	595	550	410	515
Bottled gas.....	25	145	410	755	270	415	205	750	10	305	2,260	260	425	580	90	165	320
Liquid fuel.....	5	200	45	325	560	185	105	385	10	20	245	120	80	230	45	45	435
Electricity.....	10	30	115	20	60	70	30	60	5	5	300	80	...	35	55	255	130
Other fuel.....	10	30	15	50	75	25	15	405	...	...	80	5	60	30	...	...	65
None.....	...	...	10	5	20	...	...	20	...	5	20	5	...	...	5	...	5
<b>*REFRIGERATION EQUIPMENT</b>																	
Number reporting.....	1,775	1,745	685	2,195	2,615	1,550	875	3,835	70	295	4,135	1,990	1,440	1,490	810	1,010	2,560
Mechanical.....	1,600	995	535	1,025	1,680	830	620	2,945	65	275	3,275	1,475	725	1,045	655	790	1,290
Ice.....	135	565	115	820	765	290	190	280	5	...	515	360	450	320	40	95	640
Other or none.....	40	185	35	390	170	430	65	610	...	20	345	155	265	125	115	125	630
<b>*KITCHEN SINK</b>																	
Number reporting.....	1,715	1,635	650	2,210	2,565	1,585	805	3,915	60	250	4,010	2,010	1,405	1,530	760	1,010	2,590
With kitchen sink.....	1,685	950	465	915	1,415	590	615	3,105	55	220	2,895	1,225	570	1,130	690	780	1,045
<b>*RADIO</b>																	
Number reporting.....	1,650	1,665	680	2,255	2,685	1,665	895	3,790	80	275	4,145	1,965	1,490	1,540	780	990	2,605
With radio.....	1,620	1,525	655	2,000	2,480	1,395	805	3,500	75	270	3,840	1,820	1,295	1,475	755	905	2,175
<b>*TELEVISION</b>																	
Number reporting.....	1,645	1,665	680	2,240	2,685	1,680	900	3,775	80	275	4,155	1,965	1,490	1,540	770	985	2,565
With television.....	25	15	5	5	40	25	5	45	...	5	55	20	15	85	...	20	10

Table 30.—PLUMBING FACILITIES, YEAR BUILT, AND EQUIPMENT OF RURAL-NONFARM DWELLING UNITS, FOR COUNTIES: 1950—Con.

[Asterisk (\*) denotes statistics based on 20-percent sample]

Subject	Pot-ter	Pre-sidio	Rains	Ran-dall	Reagan	Real	Red River	Reeves	Re-fugio	Rob-erts	Robert-son	Rock-wall	Run-nels	Rusk	Sabine	San August-ine	San Jacinto
Total dwelling units.....	1,402	739	557	228	911	715	2,603	557	1,303	228	1,883	1,180	846	6,316	1,575	551	1,087
<b>WATER SUPPLY</b>																	
Hot and cold piped running water inside structure.....	1,129	187	116	144	758	136	377	251	736	204	481	619	323	3,311	375	68	158
Only cold piped running water inside structure.....	149	131	59	36	93	261	447	112	282	11	363	280	335	799	256	35	108
Piped running water outside structure.....	24	47	16	2	8	96	87	38	123	10	251	88	42	47	222	8	31
No piped running water.....	85	363	363	45	41	1,111	1,663	151	127	2	759	187	136	2,025	707	431	767
Not reported.....	15	11	3	1	11	111	29	5	35	1	29	6	10	134	15	9	23
<b>TOILET FACILITIES</b>																	
Flush toilet inside structure, exclusive use.....	1,126	222	107	157	737	212	429	294	818	205	555	601	421	3,350	401	75	189
Flush toilet inside structure, shared.....	17	4	12	2	19	15	47	8	16	...	16	144	21	48	23	1	1
Other toilet facilities (including privy).....	227	411	404	42	76	337	1,871	237	390	22	1,144	405	370	2,594	1,013	397	704
No toilet.....	18	96	31	26	67	40	231	13	46	...	141	26	24	188	126	72	172
Not reported.....	14	6	3	1	12	111	25	5	33	1	27	4	10	136	12	6	21
<b>BATHING FACILITIES</b>																	
Installed bathtub or shower, exclusive use.....	1,107	232	133	157	724	217	479	300	845	208	615	612	466	3,516	478	87	201
Installed bathtub or shower, shared.....	17	4	11	...	21	7	41	11	17	...	13	142	23	46	17	...	1
No bathtub or shower.....	262	493	400	68	145	377	2,037	240	400	19	1,209	418	347	2,554	1,054	454	826
Not reported.....	16	10	13	3	21	114	46	6	41	1	46	8	10	200	26	10	59
<b>*YEAR BUILT</b>																	
Number reporting.....	1,320	710	515	220	905	545	2,600	510	1,180	225	1,815	1,100	795	6,165	1,520	525	1,000
1945 or later.....	480	110	90	90	425	175	480	100	305	15	300	145	115	1,230	205	125	300
1940 to 1944.....	335	40	40	5	75	40	190	45	80	15	190	65	60	350	100	80	105
1930 to 1939.....	285	225	180	105	140	110	555	135	435	15	335	90	170	3,505	320	160	240
1920 to 1929.....	200	185	70	10	240	160	535	75	175	55	395	165	215	550	300	45	190
1919 or earlier.....	20	150	135	10	25	60	840	155	185	125	595	635	235	530	595	115	165
<b>*ELECTRIC LIGHTING</b>																	
Number reporting.....	1,380	705	530	240	895	575	2,495	585	1,260	210	1,845	1,205	835	6,190	1,650	565	1,080
With electric lights.....	1,340	425	430	240	890	465	1,830	475	1,095	200	1,430	1,130	780	5,165	1,230	280	580
Total occupied dwelling units.....	1,301	619	480	115	834	485	2,155	491	1,122	221	1,588	1,097	785	5,701	1,455	438	969
<b>*HEATING EQUIPMENT</b>																	
Number reporting heating equipment.....	1,155	580	505	110	820	490	2,060	490	1,095	220	1,550	1,050	805	5,440	1,435	370	850
Central heating, piped steam or hot water.....	10	5	10	...	90	...	5	...	...	10	...	...	5	80	5	...	...
Central heating, warm air furnace.....	145	15	5	25	10	5	...	...	...	40	5	5	10	125	5	...	...
Noncentral heating, with flue.....	325	340	225	40	200	285	1,095	210	115	10	670	135	190	1,190	490	215	545
Noncentral heating, without flue.....	675	195	260	45	560	200	950	280	975	160	865	910	590	4,025	910	155	285
Not heated.....	...	25	5	...	...	...	5	...	...	...	...	...	10	20	25	...	20
<b>*HEATING FUEL</b>																	
Number reporting heating equipment.....	1,155	580	505	110	820	490	2,060	490	1,095	220	1,550	1,050	805	5,440	1,435	370	850
Central heating.....	155	20	15	25	60	5	10	...	5	50	5	5	15	205	10	...	...
Coal.....	5	5	...	...	...	...	...	...	...	5	...	...	...	...	...	...	...
Wood.....	...	5	...	...	...	...	...	...	...	...	...	...	...	...	...	...	...
Utility gas.....	140	...	...	25	55	...	5	...	...	40	5	5	15	145	...	...	...
Bottled gas.....	5	5	15	...	5	...	5	...	5	...	...	...	...	50	5	...	...
Liquid fuel.....	5	5	...	...	...	...	5	...	...	...	...	...	...	...	...	...	...
Other fuel.....	...	...	...	...	...	...	...	...	...	...	...	...	...	...	10	...	...
Not reported.....	...	...	...	...	...	...	...	...	...	...	...	...	...	...	...	...	...
Noncentral heating.....	1,000	535	485	85	760	485	2,045	490	1,090	170	1,535	1,045	780	5,215	1,400	370	830
Coal.....	10	5	...	...	...	...	25	5	...	...	10	20	10	5	...	...	...
Wood.....	...	285	140	...	20	255	875	80	75	...	700	65	90	860	435	210	530
Utility gas.....	900	...	...	40	535	...	540	80	645	145	345	815	390	2,715	650	20	90
Bottled gas.....	50	90	225	40	125	155	290	205	220	5	255	70	175	765	270	115	140
Liquid fuel.....	40	135	120	5	35	70	265	115	80	10	150	60	120	175	35	15	40
Electricity.....	...	20	...	...	25	5	5	5	5	10	15	5	10	20	...	...	10
Other fuel.....	...	...	...	...	20	...	30	...	65	...	55	5	25	665	5	10	20
Not reported.....	...	...	...	...	...	...	15	...	...	...	5	5	...	10	5	...	...
None.....	...	25	5	...	...	...	5	...	...	...	10	...	10	20	25	...	20
<b>*COOKING FUEL</b>																	
Number reporting.....	1,300	630	485	95	795	485	2,210	440	1,075	225	1,580	1,100	760	5,495	1,395	400	915
Coal.....	...	...	...	...	...	...	20	...	...	...	...	10	...	...	...	...	...
Wood.....	15	300	65	...	20	175	595	55	35	...	560	25	25	730	385	145	440
Utility gas.....	1,130	...	5	40	420	5	520	80	635	175	305	785	325	2,935	640	25	90
Bottled gas.....	75	90	215	40	85	110	325	190	215	5	165	50	195	850	250	175	160
Liquid fuel.....	35	95	175	15	25	115	585	50	80	10	275	140	150	280	110	35	115
Electricity.....	35	130	10	...	195	75	50	55	55	-35	170	60	45	65	5	5	85
Other fuel.....	5	10	10	...	25	...	110	...	55	...	105	30	15	630	5	15	20
None.....	5	5	5	...	25	5	5	...	10	...	...	5	...	...	...	...	5
<b>*REFRIGERATION EQUIPMENT</b>																	
Number reporting.....	1,295	580	460	130	850	440	2,055	525	1,100	190	1,580	1,115	755	5,640	1,520	470	970
Mechanical.....	1,115	205	105	755	245	1,115	300	795	180	180	865	845	530	4,070	945	195	350
Ice.....	105	85	145	5	60	65	590	90	180	5	405	240	140	1,055	170	75	310
Other or none.....	75	290	70	20	35	130	350	135	125	5	310	30	85	515	405	200	310
<b>*KITCHEN SINK</b>																	
Number reporting.....	1,300	630	485	95	800	485	2,220	435	1,090	225	1,585	1,105	775	5,505	1,405	400	890
With kitchen sink.....	1,195	240	190	85	730	255	795	285	890	215	670	760	595	3,850	610	80	235
<b>*RADIO</b>																	
Number reporting.....	1,260	645	460	120	825	500	2,115	515	1,150	215	1,560	1,100	785	5,645	1,315	505	995
With radio.....	1,230	425	450	115	785	440	1,890	415	1,010	215	1,300	1,050	710	5,180	1,135	385	690
<b>*TELEVISION</b>																	
Number reporting.....	1,260	645	460	120	825	490	2,110	515	1,145	215	1,555	1,100	785	5,640	1,305	505	995
With television.....	...	...	10	...	...	...	30	...	15	...	5	45	5	55	...	...	10



HOUSING—GENERAL CHARACTERISTICS

Table 30.—PLUMBING FACILITIES, YEAR BUILT, AND EQUIPMENT OF RURAL-NONFARM DWELLING UNITS, FOR COUNTIES: 1950—Con.

[Asterisk (\*) denotes statistics based on 20-percent sample]

Subject	San Patri- cicio	San Saba	Schlei- cher	Sourry	Shack- elford	Shel- by	Sher- man	Smith	Somer- vell	Starr	Ste- phens	Ster- ling	Stone- wall	Sutton	Swisher	Tar- rant	Taylor
Total dwelling units.....	3,714	528	684	1,989	1,322	2,548	579	5,714	702	1,764	642	294	606	189	370	8,083	3,810
<b>WATER SUPPLY</b>																	
Hot and cold piped running water inside structure.....	1,310	189	463	888	893	757	463	2,273	331	292	347	163	206	57	268	4,207	1,867
Only cold piped running water inside structure.....	620	165	86	637	316	279	68	770	157	331	150	111	111	45	45	2,128	862
Piped running water outside structure.....	1,175	18	94	145	44	43	33	65	7	202	19	25	37	77	12	351	120
No piped running water.....	558	134	36	293	66	1,433	10	2,495	204	898	124	13	235	8	42	1,321	907
Not reported.....	51	22	5	26	3	36	5	111	3	41	2	21	17	2	3	76	54
<b>TOILET FACILITIES</b>																	
Flush toilet inside structure, exclusive use.....	1,398	250	417	745	941	730	464	2,341	415	322	353	185	193	69	264	4,703	1,930
Flush toilet inside structure, shared.....	15	7	62	80	65	83	11	91	6	...	9	1	42	...	12	145	154
Other toilet facilities (including privy).....	2,169	175	169	1,084	293	1,297	84	2,925	173	1,281	262	87	277	113	83	3,077	1,586
No toilet.....	85	79	30	56	20	402	15	241	103	121	15	1	78	5	8	777	87
Not reported.....	47	17	6	24	3	36	5	116	5	40	3	20	16	2	3	81	53
<b>BATHING FACILITIES</b>																	
Installed bathtub or shower, exclusive use.....	1,441	258	414	836	980	743	455	2,414	404	439	391	195	213	77	257	4,778	2,030
Installed bathtub or shower, shared.....	14	5	63	78	59	84	12	90	6	...	7	1	43	...	12	145	151
No bathtub or shower.....	2,186	246	201	1,044	272	1,663	104	3,065	286	1,265	242	78	330	110	95	3,060	1,561
Not reported.....	73	19	6	31	11	58	8	145	6	60	2	20	20	2	6	100	68
<b>*YEAR BUILT</b>																	
Number reporting.....	3,595	510	685	1,890	1,350	2,410	530	5,410	715	1,555	585	250	595	175	350	7,890	3,535
1945 or later.....	975	85	170	1,120	210	485	220	1,420	160	405	55	40	105	50	115	3,075	950
1940 to 1944.....	640	30	85	225	60	265	20	485	10	315	25	35	15	30	5	1,050	460
1930 to 1939.....	1,325	110	180	190	290	620	120	1,950	120	455	105	70	100	60	25	2,040	595
1920 to 1929.....	455	95	160	175	375	475	85	685	175	180	270	55	165	15	100	795	795
1919 or earlier.....	200	190	90	180	415	565	85	870	250	200	130	50	210	20	105	920	735
<b>*ELECTRIC LIGHTING</b>																	
Number reporting.....	3,595	490	650	2,025	1,285	2,580	590	5,455	625	1,760	605	275	565	215	365	8,030	3,765
With electric lights.....	3,000	440	595	1,975	1,225	1,790	575	4,700	585	1,210	565	270	485	180	345	7,830	3,630
Total occupied dwelling units.....	3,102	470	560	1,670	1,193	2,130	509	5,126	499	1,495	603	263	508	156	336	7,558	3,460
<b>*HEATING EQUIPMENT</b>																	
Number reporting heating equipment.....	2,985	445	570	1,670	1,175	1,945	505	5,020	505	1,440	510	275	525	160	365	7,130	3,355
Central heating, piped steam or hot water.....	35	...	20	15	10	95	...	270	...	35	10	...	5	...	5	265	40
Central heating, warm air furnace.....	10	...	25	...	20	15	175	20	...	30	...	...	...	...	30	230	30
Noncentral heating, with flue.....	270	170	115	300	95	580	90	1,530	90	160	80	85	150	95	30	1,045	815
Noncentral heating, without flue.....	2,415	270	405	1,345	1,050	1,245	235	3,135	430	70	415	170	370	55	300	5,540	2,465
Not heated.....	255	5	5	10	...	10	5	65	5	1,145	5	10	...	10	...	50	5
<b>*HEATING FUEL</b>																	
Number reporting heating equipment.....	2,985	445	570	1,670	1,175	1,945	505	5,020	505	1,440	510	275	525	160	365	7,130	3,355
Central heating.....	45	...	45	15	30	110	175	290	...	65	10	10	5	...	35	495	70
Coal.....	10	...	15	...	5	5	...	10	...	...	...	...	...	...	...	15	...
Wood.....	5	...	...	...	...	...	...	...	...	...	...	...	...	...	...	...	...
Utility gas.....	20	...	25	...	25	95	175	265	...	60	10	...	...	...	25	330	70
Bottled gas.....	10	...	...	10	...	5	...	15	...	...	...	...	5	...	10	120	...
Liquid fuel.....	...	...	...	5	...	...	...	...	...	...	...	...	...	...	...	20	...
Other fuel.....	...	...	...	...	...	...	...	...	...	5	...	10	...	...	...	...	...
Not reported.....	...	...	5	...	...	5	...	...	...	...	...	...	...	...	...	...	...
Noncentral heating.....	2,685	440	520	1,645	1,145	1,825	325	4,665	500	230	495	255	520	150	330	6,585	3,280
Coal.....	20	...	5	...	...	...	5	15	...	...	...	...	5	...	...	40	20
Wood.....	170	100	70	35	45	310	5	995	60	40	35	25	40	80	...	585	225
Utility gas.....	1,400	10	360	165	1,055	915	305	1,330	350	135	405	...	...	10	255	1,970	2,255
Bottled gas.....	300	210	35	1,125	45	310	5	1,690	50	10	35	170	355	45	50	2,890	440
Liquid fuel.....	725	90	35	265	...	75	...	450	25	35	20	55	100	10	20	1,000	305
Electricity.....	20	10	5	20	...	10	5	5	...	...	...	5	5	5	...	25	15
Other fuel.....	45	20	10	20	...	...	...	170	10	5	...	...	15	...	5	60	5
Not reported.....	5	...	...	10	...	5	...	10	5	5	...	...	...	...	...	15	15
Not heated.....	255	5	5	10	...	10	5	65	5	1,145	5	10	...	10	...	50	5
<b>*COOKING FUEL</b>																	
Number reporting.....	3,085	430	555	1,595	1,195	2,105	510	5,155	505	1,450	575	280	480	135	310	7,560	3,425
Coal.....	10	...	...	5	...	...	...	40	5	10	...	...	...	...	...	5	...
Wood.....	100	45	40	20	25	515	...	760	40	665	55	10	40	35	...	220	100
Utility gas.....	1,545	5	320	145	1,075	945	435	1,645	360	445	450	...	...	10	245	2,395	2,215
Bottled gas.....	270	245	30	1,100	30	345	20	1,670	25	10	45	150	225	40	50	3,355	395
Liquid fuel.....	975	65	50	240	10	240	...	640	30	265	15	45	135	30	5	1,255	480
Electricity.....	115	55	100	40	45	25	55	115	10	15	10	75	70	20	10	210	185
Other fuel.....	60	5	10	25	5	30	...	240	35	40	...	...	10	...	...	105	20
None.....	10	10	5	20	5	5	...	45	...	...	...	...	...	...	...	15	30
<b>*REFRIGERATION EQUIPMENT</b>																	
Number reporting.....	3,065	440	530	1,700	1,180	2,145	520	4,920	480	1,530	550	260	470	170	330	7,545	3,395
Mechanical.....	1,545	315	385	1,145	990	1,220	475	3,090	380	450	455	225	355	75	265	6,085	2,545
Ice.....	325	65	60	365	165	470	20	1,195	55	65	65	20	75	20	20	1,230	595
Other or none.....	1,195	60	85	190	25	455	25	635	45	1,015	30	15	40	75	45	230	255
<b>*KITCHEN SINK</b>																	
Number reporting.....	3,085	420	555	1,615	1,195	2,105	510	4,950	495	1,455	580	280	490	135	310	7,570	3,415
With kitchen sink.....	1,595	340	455	1,235	1,010	855	490	2,755	370	495	...	220	260	65	250	5,900	2,400
<b>*RADIO</b>																	
Number reporting.....	2,955	485	580	1,580	1,185	2,210	515	5,035	485	1,525	585	260	465	130	330	7,440	3,450
With radio.....	2,550	455	475	1,345	1,155	1,865	505	4,485	435	1,065	535	235	415	110	320	7,110	3,250
<b>*TELEVISION</b>																	
Number reporting.....	2,965	485	565	1,585	1,185	2,185	510	4,985	485	1,525	595	260	470	130	335	7,410	3,445
With television.....	50	5	5	10	30	10	...	75	15	5	10	...	5	...	...	915	30



Table 30.—PLUMBING FACILITIES, YEAR BUILT, AND EQUIPMENT OF RURAL-NONFARM DWELLING UNITS, FOR COUNTIES: 1950—Con.

(Asterisk (\*) denotes statistics based on 20-percent sample)

Subject	Terrell	Terry	Throckmorton	Titus	Tom Green	Travis	Trinity	Tyler	Upshur	Upton	Uvalde	Val Verde	Van Zandt	Victoria	Walker	Waller	Ward
Total dwelling units.....	726	788	709	1,551	670	4,857	2,279	2,183	1,965	659	1,325	365	3,702	2,928	1,636	1,962	1,794
<b>WATER SUPPLY</b>																	
Hot and cold piped running water inside structure.....	359	242	418	528	277	1,993	703	754	731	561	496	146	1,837	1,433	453	882	1,314
Only cold piped running water inside structure.....	219	136	198	236	190	1,119	382	326	227	51	420	137	729	516	171	332	220
Piped running water outside structure.....	97	79	29	63	19	446	192	145	27	20	269	40	154	121	31	136	91
No piped running water.....	41	313	64	686	157	1,241	930	935	943	15	128	42	938	798	953	586	145
Not reported.....	10	18	...	38	27	58	72	23	37	12	12	...	44	60	28	26	24
<b>TOILET FACILITIES</b>																	
Flush toilet inside structure, exclusive use.....	384	238	434	530	344	2,414	723	839	736	532	628	180	1,900	1,465	458	995	1,279
Flush toilet inside structure, shared.....	10	5	25	16	1	28	70	40	27	18	36	6	195	14	26	15	40
Other toilet facilities (including privy).....	304	494	235	913	280	2,140	988	1,139	1,083	93	619	162	1,376	1,319	979	887	422
No toilet.....	18	31	12	49	17	208	423	141	87	4	31	14	130	71	144	41	26
Not reported.....	10	20	3	43	28	67	75	24	32	12	11	3	101	59	29	24	27
<b>BATHING FACILITIES</b>																	
Installed bathtub or shower, exclusive use.....	410	221	445	574	371	2,556	714	842	753	535	664	208	1,876	1,568	341	1,022	1,304
Installed bathtub or shower, shared.....	10	4	23	16	3	33	68	36	25	19	36	4	198	14	188	8	39
No bathtub or shower.....	296	542	236	908	267	2,179	1,397	1,248	1,136	91	611	149	1,512	1,268	1,069	889	422
Not reported.....	10	21	5	53	29	89	100	57	51	14	14	4	116	78	38	43	29
<b>*YEAR BUILT</b>																	
Number reporting.....	690	720	695	1,495	595	4,660	2,140	2,000	1,920	585	1,365	420	3,545	2,775	1,525	1,805	1,730
1945 or later.....	85	200	170	360	125	2,065	325	585	495	290	275	115	650	1,105	340	455	525
1940 to 1944.....	100	150	35	205	60	650	85	220	325	40	180	20	285	525	395	190	385
1930 to 1939.....	195	260	145	565	230	745	390	495	655	140	145	85	1,055	570	410	345	680
1920 to 1929.....	160	95	205	155	50	340	410	280	180	105	275	135	625	225	210	380	105
1919 or earlier.....	150	15	140	210	130	860	930	420	265	10	490	65	930	350	170	435	35
<b>*ELECTRIC LIGHTING</b>																	
Number reporting.....	730	580	750	1,475	665	4,775	2,080	2,150	1,895	650	1,270	385	3,580	2,725	1,645	1,920	1,760
With electric lights.....	665	510	735	1,145	630	4,085	1,595	1,570	1,375	635	1,135	270	3,270	2,335	1,095	1,700	1,635
Total occupied dwelling units.....	677	556	671	1,422	571	3,965	2,027	1,947	1,754	590	1,235	302	3,400	2,735	1,358	1,902	1,641
<b>*HEATING EQUIPMENT</b>																	
Number reporting heating equipment.....	665	355	665	1,455	615	3,715	1,785	1,925	1,570	550	1,205	305	3,225	2,635	1,320	1,955	1,545
Central heating, piped steam or hot water.....	5	10	...	45	10	15	130	20	10	10	...	...	225	235	...	40	55
Central heating, warm air furnace.....	10	40	5	...	...	60	50	...	...	25	10	...	5	175	15	10	40
Noncentral heating, with flue.....	95	20	120	390	270	1,310	660	775	510	50	590	90	645	430	710	820	365
Noncentral heating, without flue.....	545	175	540	995	335	2,315	760	1,120	1,050	465	580	210	2,345	1,775	590	1,085	1,085
Not heated.....	10	110	...	25	...	15	185	10	...	...	25	5	5	20	5	...	...
<b>*HEATING FUEL</b>																	
Number reporting heating equipment.....	665	355	665	1,455	615	3,715	1,785	1,925	1,570	550	1,205	305	3,225	2,635	1,320	1,955	1,545
Central heating.....	15	50	5	45	10	75	180	20	10	35	10	...	230	410	15	90	95
Coal.....	5	...	...	5	...	5	...	...	...	5	...	...	...	25	...	...	...
Wood.....	...	...	...	...	...	...	10	...	...	...	5	...	...	5	10	5	5
Utility gas.....	...	40	...	25	...	15	120	10	5	20	5	...	220	285	5	40	90
Bottled gas.....	5	5	...	5	5	40	50	10	5	5	...	...	10	60	...	...	...
Liquid fuel.....	5	...	5	...	...	15	...	...	...	5	...	...	...	35	...	...	...
Other fuel.....	...	...	...	...	...	...	...	...	...	...	...	...	...	...	...	...	...
Not reported.....	...	5	...	10	5	...	...	...	...	...	...	...	...	...	...	...	...
Noncentral heating.....	640	195	660	1,385	605	3,625	1,420	1,895	1,560	515	1,170	300	2,990	2,205	1,300	1,905	1,450
Coal.....	...	5	...	10	...	5	5	...	15	...	5	...	20	30	...	5	5
Wood.....	50	...	55	275	100	1,045	500	665	380	15	345	80	385	280	675	645	55
Utility gas.....	...	15	110	670	65	165	630	470	490	165	135	35	1,625	965	295	1,000	1,320
Bottled gas.....	435	160	370	205	275	1,660	125	540	470	30	305	115	735	305	275	115	45
Liquid fuel.....	155	15	100	205	160	645	110	150	180	305	290	50	210	490	40	115	10
Electricity.....	...	...	5	...	5	60	5	20	...	...	10	15	5	20	...	...	...
Other fuel.....	...	...	20	15	...	40	35	50	20	...	80	5	10	110	10	5	...
Not reported.....	...	...	...	5	...	5	10	5	...	...	...	...	...	5	5	20	15
Not heated.....	10	110	...	25	...	15	185	10	...	...	25	5	5	20	5	...	...
<b>*COOKING FUEL</b>																	
Number reporting.....	640	340	645	1,380	515	3,860	2,060	1,990	1,785	615	1,245	240	3,200	2,675	1,335	1,825	1,610
Coal.....	...	...	...	...	...	...	10	...	...	...	25	...	5	10	...	...	10
Wood.....	90	5	35	190	60	595	750	440	295	25	195	55	200	230	510	480	55
Utility gas.....	10	175	110	665	70	1,855	860	320	735	185	140	20	1,870	1,305	320	915	1,450
Bottled gas.....	300	130	300	190	195	1,705	205	480	410	35	320	55	775	370	305	140	30
Liquid fuel.....	130	25	75	320	60	985	125	330	295	200	380	55	290	570	140	215	45
Electricity.....	105	...	120	5	125	345	70	305	20	165	135	45	30	65	55	40	15
Other fuel.....	...	5	5	10	5	35	40	105	30	5	50	10	20	120	5	5	...
None.....	5	...	...	...	...	10	...	10	...	...	...	...	10	5	...	30	5
<b>*REFRIGERATION EQUIPMENT</b>																	
Number reporting.....	675	415	710	1,340	535	3,875	1,890	1,930	1,680	600	1,190	295	3,285	2,655	1,350	1,865	1,615
Mechanical.....	485	335	565	730	370	2,505	1,130	1,050	985	530	715	175	2,605	1,725	660	1,120	1,335
Ice.....	60	30	120	460	105	1,020	445	525	35	35	200	45	500	505	440	425	210
Other or none.....	130	50	25	150	60	350	315	435	170	35	275	75	180	425	250	320	70
<b>*KITCHEN SINK</b>																	
Number reporting.....	640	315	650	1,385	525	3,855	2,050	1,995	1,800	610	1,245	240	3,215	2,585	1,335	1,840	1,635
With kitchen sink.....	430	255	560	715	420	2,490	905	1,080	970	555	845	165	2,335	1,560	510	1,055	1,395
<b>*RADIO</b>																	
Number reporting.....	690	355	645	1,450	585	3,955	2,020	1,930	1,670	590	1,205	290	3,415	2,575	1,360	1,880	1,635
With radio.....	580	350	620	1,305	550	3,555	1,695	1,665	1,550	540	1,080	225	3,235	2,275	1,090	1,595	1,545
<b>*TELEVISION</b>																	
Number reporting.....	685	425	645	1,450	585	3,930	2,035	1,920	1,650	590	1,205	290	3,410	2,610	1,355	1,875	1,635
With television.....	...	5	5	5	...	20	40	40	...	...	10	10	60	25	15	60	...

## HOUSING—GENERAL CHARACTERISTICS

Table 30.—PLUMBING FACILITIES, YEAR BUILT, AND EQUIPMENT OF RURAL-NONFARM DWELLING UNITS, FOR COUNTIES: 1950—Con.

[Asterisk (\*) denotes statistics based on 20-percent sample]

Subject	Washington	Webb	Wharton	Wheeler	Wichita	Wilbarger	Willacy	Williamson	Wilson	Winkler	Wise	Wood	Yoakum	Young	Zapata	Zavala
Total dwelling units.....	1,395	690	3,997	973	3,683	786	2,427	3,341	1,990	1,012	2,130	2,149	1,009	1,026	761	599
<b>WATER SUPPLY</b>																
Hot and cold piped running water inside structure.....	139	243	1,432	520	2,227	348	514	1,242	608	907	960	1,069	871	294	60	121
Only cold piped running water inside structure.....	274	213	660	194	733	181	243	1,059	527	49	662	297	102	402	192	133
Piped running water outside structure.....	39	91	236	15	115	9	624	355	286	21	58	32	6	54	107	195
No piped running water.....	928	136	1,530	235	573	240	1,027	638	541	23	434	715	20	257	371	144
Not reported.....	15	7	139	9	35	8	19	47	28	12	16	36	10	19	31	6
<b>TOILET FACILITIES</b>																
Flush toilet inside structure, exclusive use.....	234	277	1,596	520	2,201	336	565	1,568	775	905	1,026	1,111	869	295	97	155
Flush toilet inside structure, shared.....	4	...	61	8	126	...	3	123	49	4	81	42	4	11	...	4
Other toilet facilities (including privy).....	915	357	2,053	406	1,273	412	1,650	1,471	1,094	87	956	807	109	684	595	396
No toilet.....	229	45	138	29	47	29	193	119	46	5	50	154	17	18	44	40
Not reported.....	13	11	149	10	36	9	16	60	26	11	17	35	10	18	25	4
<b>BATHING FACILITIES</b>																
Installed bathtub or shower, exclusive use.....	326	385	1,715	526	2,304	368	611	1,732	858	910	1,066	1,112	868	401	186	190
Installed bathtub or shower, shared.....	3	1	51	5	124	...	3	120	47	6	78	40	6	9	...	2
No bathtub or shower.....	1,049	288	2,028	430	1,203	403	1,785	1,423	1,052	83	966	951	122	590	535	397
Not reported.....	17	16	203	12	52	15	28	66	33	13	20	46	13	26	40	10
<b>*YEAR BUILT</b>																
Number reporting.....	1,350	685	3,640	935	3,635	745	2,340	3,300	1,920	995	2,175	2,085	895	1,025	655	560
1945 or later.....	135	70	745	205	825	70	580	555	475	245	480	640	350	140	135	80
1940 to 1944.....	50	10	285	40	405	65	210	195	135	80	125	380	180	60	135	95
1930 to 1939.....	260	225	900	310	835	160	1,320	475	385	430	310	410	350	210	210	115
1920 to 1929.....	345	350	1,115	270	1,075	255	185	560	285	240	280	275	10	310	90	190
1919 or earlier.....	560	30	595	110	495	195	45	1,515	640	...	980	380	5	305	85	80
<b>*ELECTRIC LIGHTING</b>																
Number reporting.....	1,400	700	3,815	910	3,625	755	2,365	3,255	1,975	935	2,110	2,130	1,005	960	720	535
With electric lights.....	740	565	3,220	815	3,525	665	1,430	2,830	1,525	905	2,025	1,875	980	870	495	330
Total occupied dwelling units.....	1,080	564	3,656	896	3,488	743	1,938	3,059	1,867	876	1,977	1,952	923	930	662	479
<b>*HEATING EQUIPMENT</b>																
Number reporting heating equipment.....	1,050	520	3,435	920	3,180	740	1,845	2,885	1,880	840	1,925	1,905	945	915	640	440
Central heating, piped steam or hot water.....	5	5	75	...	40	...	...	105	185	5	235	75	20	...	15	5
Central heating, warm air furnace.....	10	...	85	45	265	25	10	45	35	90	...	20	65	10	5	...
Noncentral heating, with flue.....	830	220	1,210	130	315	100	305	1,310	495	190	265	510	55	125	40	200
Noncentral heating, without flue.....	205	205	2,020	745	2,540	610	1,320	1,415	1,140	555	1,420	1,290	800	780	75	225
Not heated.....	...	90	45	...	20	5	210	10	25	...	5	10	5	...	505	10
<b>*HEATING FUEL</b>																
Number reporting heating equipment.....	1,050	520	3,435	920	3,180	740	1,845	2,885	1,880	840	1,925	1,905	945	915	640	440
Central heating.....	15	5	160	45	305	25	10	150	220	95	235	95	85	10	20	5
Coal.....	...	...	...	...	5	...	...	...	5	...	...	...	...	5	...	...
Wood.....	10	...	15	...	...	...	...	15	5	...	5	5	...	...	...	...
Utility gas.....	...	5	110	20	275	15	5	120	195	5	195	90	85	...	5	5
Bottled gas.....	...	...	20	25	10	5	...	5	5	5	30	...	...	5	...	...
Liquid fuel.....	5	...	10	...	...	...	...	5	10	...	5	...	...	...	...	...
Other fuel.....	...	...	...	...	...	...	...	...	...	80	...	...	...	...	...	...
Not reported.....	...	...	5	...	5	...	5	...	5	...	...	...	...	...	...	...
Noncentral heating.....	1,035	425	3,230	875	2,855	710	1,625	2,725	1,635	745	1,685	1,800	855	905	115	425
Coal.....	15	...	15	5	15	5	15	30	5	5	15	10	...	...	...	...
Wood.....	745	35	840	15	65	20	255	995	500	5	155	335	5	125	...	125
Utility gas.....	15	375	1,335	775	2,370	490	250	790	470	630	1,130	735	725	610	20	95
Bottled gas.....	90	10	245	50	200	125	235	430	200	15	140	520	100	150	20	15
Liquid fuel.....	105	5	715	30	180	60	810	410	415	5	215	180	...	20	70	185
Electricity.....	50	...	20	...	15	...	30	35	25	5	5	5	...	...	...	5
Other fuel.....	10	...	45	...	10	5	...	35	5	80	25	10	...	...	...	...
Not reported.....	5	...	15	...	...	5	10	...	15	...	...	5	25	...	5	...
Not heated.....	...	90	45	...	20	5	210	10	25	...	5	10	5	...	505	10
<b>*COOKING FUEL</b>																
Number reporting.....	1,040	525	3,695	935	3,455	735	1,870	2,955	1,800	855	1,940	1,880	890	980	675	440
Coal.....	15	...	10	...	...	...	5	10	...	...	...	...	...	...	...	...
Wood.....	615	65	585	10	45	5	300	455	295	5	75	175	...	115	90	75
Utility gas.....	25	415	1,535	815	2,940	515	195	1,125	585	610	1,355	805	775	630	40	80
Bottled gas.....	75	15	340	60	255	110	245	340	155	20	160	465	70	150	145	80
Liquid fuel.....	170	15	1,020	45	125	85	1,010	735	590	...	305	320	10	50	365	165
Electricity.....	115	10	125	5	70	15	70	210	115	45	10	60	25	5	...	40
Other fuel.....	20	5	70	...	10	5	20	55	50	165	35	55	10	30	35	...
None.....	5	...	10	...	10	...	25	25	10	...	...	...	...	...	...	...
<b>*REFRIGERATION EQUIPMENT</b>																
Number reporting.....	1,120	570	3,535	840	3,440	720	1,935	2,975	1,835	830	1,945	1,920	915	880	615	445
Mechanical.....	385	360	2,110	650	2,850	545	675	1,895	955	775	1,400	1,395	785	615	200	185
Ice.....	175	15	475	80	440	120	135	685	345	30	490	385	95	190	20	95
Other or none.....	560	195	950	110	150	55	1,125	395	535	25	55	140	35	75	395	165
<b>*KITCHEN SINK</b>																
Number reporting.....	1,055	525	3,700	935	3,450	740	1,900	2,975	1,780	850	1,950	1,880	895	965	670	445
With kitchen sink.....	245	295	1,865	720	2,970	565	520	1,850	970	805	1,435	1,215	870	650	135	210
<b>*RADIO</b>																
Number reporting.....	1,040	620	3,525	880	3,395	735	1,915	2,945	1,765	890	1,900	1,925	915	815	600	470
With radio.....	690	465	3,045	830	3,320	700	1,280	2,695	1,485	825	1,775	1,825	865	780	445	355
<b>*TELEVISION</b>																
Number reporting.....	1,010	615	3,485	880	3,390	725	1,900	2,945	1,805	885	1,895	1,920	905	825	570	465
With television.....	...	10	80	...	25	25	5	55	40	...	75	25	5	20	...	...

Table 31.—FINANCIAL CHARACTERISTICS OF RURAL-NONFARM DWELLING UNITS, FOR COUNTIES: 1950

[Median not shown where base is less than 100]

Subject	Andersen	Andrews	Angelina	Aranzas	Arch-er	Armstrong	Atascosa	Austin	Bailey	Ban-dera	Bas-trop	Baylor	Bee	Bell	Bexar	Blan-co	Bor-den
Total dwelling units.....	2,669	420	3,953	1,508	1,584	348	2,408	2,350	1,147	1,115	1,448	403	1,295	4,290	9,674	675	89
<b>CONTRACT MONTHLY RENT</b>																	
Renter-occupied dwelling units; and vacant non-seasonal not dilapidated units, for rent.....	931	327	1,926	412	752	103	776	907	528	406	674	55	538	2,621	3,880	245	48
Less than \$10.....	151	52	602	8	59	1	94	97	3	9	127	...	46	81	190	4	...
\$10 to \$19.....	202	154	608	50	75	9	142	137	30	41	127	4	140	285	349	26	2
\$20 to \$29.....	113	43	224	34	62	23	94	160	89	24	86	...	67	334	284	59	1
\$30 to \$39.....	43	12	52	51	74	17	74	160	122	49	94	...	57	131	244	51	...
\$40 to \$49.....	25	3	21	77	58	12	47	90	88	60	4	1	20	66	208	23	3
\$50 to \$59.....	10	2	8	42	28	8	39	26	43	41	2	...	9	53	312	6	...
\$60 to \$74.....	3	5	2	36	4	1	8	4	11	10	...	...	7	860	630	1	...
\$75 to \$99.....	...	...	...	11	1	...	1	5	3	3	...	...	2	216	386	...	...
\$100 or more.....	...	...	12	3	...	...	2	...	...	3	...	...	1	57	143	1	...
Rent free.....	222	53	299	89	206	27	218	165	107	122	185	30	138	313	980	69	40
Not reported.....	162	3	98	11	185	5	57	63	32	44	46	20	51	225	154	5	2
Median rent.....dollars..	14.88	16.17	11.69	41.19	27.15	30.89	21.15	26.40	36.01	39.08	14.27	...	18.68	61.09	52.64	28.83	...
<b>GROSS MONTHLY RENT</b>																	
Renter-occupied dwelling units.....	917	321	1,872	367	749	101	752	887	475	379	590	55	527	2,591	3,530	228	48
Less than \$10.....	66	23	109	5	26	1	50	59	...	7	71	...	27	28	120	3	...
\$10 to \$19.....	181	97	681	30	79	6	133	127	24	28	126	2	104	227	326	16	2
\$20 to \$29.....	139	48	427	45	70	15	92	144	52	32	90	2	73	264	270	37	...
\$30 to \$39.....	65	26	163	43	68	19	81	153	70	36	46	...	61	226	273	44	1
\$40 to \$49.....	43	6	44	42	55	10	41	113	80	42	...	...	31	95	270	25	...
\$50 to \$59.....	19	1	21	29	23	14	28	47	65	27	2	...	14	46	199	18	2
\$60 to \$74.....	6	...	4	31	21	2	18	7	38	20	...	...	6	846	444	7	...
\$75 to \$99.....	6	...	1	7	4	...	3	4	4	2	...	...	2	210	293	...	...
\$100 or more.....	5	...	12	2	...	...	1	2	...	3	...	...	1	46	121	...	...
Rent free or not reported.....	387	120	410	133	403	34	305	231	142	182	252	51	208	603	1,214	78	43
Median rent.....dollars..	20.70	18.25	18.65	38.47	29.21	35.33	24.21	29.36	42.06	38.25	16.24	...	23.06	61.41	45.76	34.25	...
<b>VALUE OF ONE-DWELLING-UNIT STRUCTURES</b>																	
Owner-occupied dwelling units; and vacant nonseasonal not dilapidated units, for sale only.....	1,360	50	1,518	533	621	186	1,257	1,181	498	446	436	88	578	1,219	4,284	338	20
Less than \$2,000.....	252	19	319	146	117	19	592	303	70	24	199	3	260	227	699	22	4
\$2,000 to \$2,999.....	159	19	195	61	82	27	112	86	35	26	45	1	41	149	318	30	3
\$3,000 to \$3,999.....	158	4	221	53	57	33	111	91	49	30	29	7	55	161	320	33	...
\$4,000 to \$4,999.....	124	1	141	29	38	23	76	114	57	36	13	4	29	82	263	32	...
\$5,000 to \$7,499.....	186	2	195	93	71	30	168	279	124	105	16	3	63	148	780	101	...
\$7,500 to \$9,999.....	53	1	53	26	16	18	45	84	76	37	6	...	19	30	427	39	...
\$10,000 to \$14,999.....	22	...	42	41	19	13	38	83	21	26	...	2	11	33	456	16	...
\$15,000 or more.....	14	...	16	33	10	3	13	30	5	23	2	...	6	12	611	12	...
Not reported.....	392	4	336	51	211	20	102	111	61	139	126	68	94	377	410	53	13
Median value.....dollars..	3,412	...	3,298	3,592	3,055	4,124	1,901	4,432	5,092	5,822	1,508	...	1,811	3,230	6,002	5,621	...

Subject	Bosque	Bowie	Bra-zoria	Brazos	Brew-ster	Bris-coe	Brooks	Brown	Burle-son	Burnet	Cald-well	Cal-houn	Calla-han	Cam-eron	Camp	Car-son	Cass
Total dwelling units.....	2,487	5,944	7,106	1,850	438	564	193	1,426	2,327	2,124	1,088	906	1,805	7,285	425	1,732	3,594
<b>CONTRACT MONTHLY RENT</b>																	
Renter-occupied dwelling units; and vacant non-seasonal not dilapidated units, for rent.....	815	2,445	3,111	610	217	183	102	361	728	827	362	317	618	3,396	177	891	1,572
Less than \$10.....	33	294	76	70	29	6	5	18	176	28	72	1	27	226	24	41	368
\$10 to \$19.....	139	489	347	92	43	27	15	65	143	131	76	54	80	191	39	209	351
\$20 to \$29.....	156	316	456	124	18	42	4	50	82	135	35	18	109	132	17	137	221
\$30 to \$39.....	159	423	705	41	17	43	7	32	48	125	18	69	152	141	5	288	116
\$40 to \$49.....	65	151	528	14	...	13	8	11	22	79	7	23	36	193	2	50	47
\$50 to \$59.....	24	29	231	5	3	9	7	3	8	75	4	11	6	128	3	15	13
\$60 to \$74.....	11	17	61	4	5	1	2	...	3	53	1	24	2	107	...	2	3
\$75 to \$99.....	1	23	11	1	3	...	2	...	1	15	...	5	1	30	...	2	1
\$100 or more.....	...	12	14	3	...	1	2	...	3	3	1	1	...	22	3	4	3
Rent free.....	164	591	511	205	93	36	43	115	203	139	128	98	139	2,078	41	122	286
Not reported.....	63	100	171	51	6	5	7	67	39	44	20	13	66	148	43	21	163
Median rent.....dollars..	27.35	22.25	34.43	20.56	15.44	28.32	31.17	21.13	13.18	31.72	13.30	32.23	28.60	32.07	13.83	28.57	14.29
<b>GROSS MONTHLY RENT</b>																	
Renter-occupied dwelling units.....	770	2,381	2,953	596	214	177	101	342	693	803	349	304	579	3,307	173	827	1,519
Less than \$10.....	14	172	53	10	14	3	5	3	83	13	31	...	8	117	17	24	186
\$10 to \$19.....	100	419	245	134	40	30	14	48	140	88	78	...	35	51	25	188	330
\$20 to \$29.....	119	324	372	93	19	36	5	47	90	117	45	35	111	128	16	116	226
\$30 to \$39.....	140	429	575	40	19	32	5	38	57	118	21	27	94	129	17	220	127
\$40 to \$49.....	89	181	496	22	11	25	4	13	31	108	14	29	76	144	7	61	88
\$50 to \$59.....	43	67	360	7	5	12	9	2	20	79	6	10	14	77	1	36	39
\$60 to \$74.....	19	29	106	5	2	6	4	...	10	65	1	6	6	72	2	16	12
\$75 to \$99.....	1	18	12	2	3	1	3	...	2	15	...	1	1	19	...	6	1
\$100 or more.....	...	12	13	2	...	1	2	...	3	3	...	1	1	12	3	3	2
Rent free or not reported.....	245	730	721	281	101	41	50	191	257	197	153	145	217	2,474	85	157	498
Median rent.....dollars..	31.47	26.26	37.31	21.75	20.64	32.15	36.00	25.33	19.05	36.33	18.16	32.89	30.84	32.49	20.33	29.71	19.32
<b>VALUE OF ONE-DWELLING-UNIT STRUCTURES</b>																	
Owner-occupied dwelling units; and vacant nonseasonal not dilapidated units, for sale only.....	1,361	2,763	2,973	965	156	320	76	744	1,275	912	536	277	975	2,417	201	637	1,520
Less than \$2,000.....	255	826	576	296	67	69	34	187	545	192	206	56	197	928	47	120	463
\$2,000 to \$2,999.....	163	384	307	147	9	34	6	123	136	111	70	45	184	132	17	62	185
\$3,000 to \$3,999.....	200	334	377	101	15	61	4	101	113	108	61	31	166	147	22	86	162
\$4,000 to \$4,999.....	164	216	328	61	10	44	2	56	89	95	43	16	116	109	3	74	108
\$5,000 to \$7,499.....	264	427	567	86	19	61	3	77	167	165	78	28	143	293	15	140	198
\$7,500 to \$9,999.....	100	101	148	20	10	18	1	10	36	65	23	11	36	128	4	55	48
\$10,000 to \$14,999.....	50	96	132	16	8	17	1	10	35	62	16	18	29	105	9	45	33
\$15,000 or more.....	16	69	125	17	7	5	...	2	26	26	9	10					

HOUSING—GENERAL CHARACTERISTICS

Table 31.—FINANCIAL CHARACTERISTICS OF RURAL-NONFARM DWELLING UNITS, FOR COUNTIES: 1950—Con.

[Median not shown where base is less than 100]

Subject	Moore	Morris	Mot-ley	Nacog-doches	Na-varro	New-ton	Nolan	Nueces	Ochil-tree	Old-ham	Orange	Palo Pinto	Panola	Parker	Parmer	Pecos	Folk
Total dwelling units.....	1,872	1,942	716	2,555	2,891	1,862	967	4,352	93	303	4,581	2,210	1,662	1,703	838	1,079	2,891
<b>CONTRACT MONTHLY RENT</b>																	
Renter-occupied dwelling units; and vacant non-seasonal not dilapidated units, for rent.....	1,488	889	261	1,059	1,116	747	435	2,297	34	96	1,242	725	785	675	348	642	1,401
Less than \$10.....	60	192	14	270	193	336	51	54	...	5	72	75	177	48	3	132	495
\$10 to \$19.....	342	225	44	256	289	132	53	187	4	6	165	160	144	97	21	131	263
\$20 to \$29.....	730	135	59	112	160	53	41	461	1	8	255	112	83	106	49	76	102
\$30 to \$39.....	113	106	31	21	33	46	38	229	1	10	188	44	41	106	81	45	25
\$40 to \$49.....	83	49	24	13	10	12	36	139	...	7	126	18	22	74	53	54	12
\$50 to \$59.....	60	23	5	9	5	2	35	92	...	2	54	3	6	31	20	31	11
\$60 to \$74.....	18	9	...	3	1	...	31	138	...	2	14	4	...	7	6	4	1
\$75 to \$99.....	1	4	1	1	3	...	8	74	...	...	5	2	1	4	...	2	1
\$100 or more.....	1	1	...	2	1	...	2	36	...	2	6	1	2	...	1	...	4
Rent free.....	60	88	78	201	286	134	104	694	19	11	334	214	246	137	98	153	333
Not reported.....	20	57	5	171	135	32	36	193	9	43	23	92	63	65	16	14	154
Median rent.....dollars.....	22.07	17.18	23.93	11.69	14.15	8.15	30.02	29.64	...	...	27.61	17.51	13.51	28.43	34.88	16.95	8.73
<b>GROSS MONTHLY RENT</b>																	
Renter-occupied dwelling units.....	1,440	856	246	1,017	1,095	701	417	2,248	34	93	1,136	708	739	639	343	634	1,384
Less than \$10.....	24	89	10	98	75	148	10	28	...	1	48	28	111	14	...	108	308
\$10 to \$19.....	368	189	23	262	254	148	68	148	3	6	131	127	134	97	15	137	324
\$20 to \$29.....	740	173	53	126	193	70	49	202	...	7	216	129	95	81	35	67	131
\$30 to \$39.....	58	124	38	64	100	38	47	432	...	8	181	62	52	109	53	42	63
\$40 to \$49.....	66	70	21	16	28	25	39	168	3	6	113	25	21	77	73	43	20
\$50 to \$59.....	53	33	11	12	4	12	32	104	...	7	56	13	10	27	38	44	16
\$60 to \$74.....	35	18	5	3	3	4	19	103	...	2	24	3	...	21	13	9	4
\$75 to \$99.....	1	7	1	...	2	1	4	62	...	...	3	2	1	3	...	3	2
\$100 or more.....	1	1	...	...	1	...	2	22	...	1	7	...	2	3	1	...	4
Rent free or not reported.....	94	152	84	436	435	171	147	979	28	55	357	319	313	207	115	181	512
Median rent.....dollars.....	21.77	23.80	28.57	16.83	19.55	13.43	31.10	33.61	...	...	29.24	22.17	16.54	31.57	41.01	18.03	12.55
<b>VALUE OF ONE-DWELLING-UNIT STRUCTURES</b>																	
Owner-occupied dwelling units; and vacant nonseasonal not dilapidated units, for sale only.....	240	779	373	1,073	1,433	847	366	1,490	37	178	2,757	1,195	607	831	416	333	1,116
Less than \$2,000.....	54	171	122	217	424	338	46	280	...	11	524	391	197	143	40	158	300
\$2,000 to \$2,999.....	53	82	60	146	282	67	38	111	...	10	397	213	82	124	31	54	141
\$3,000 to \$3,999.....	30	114	50	114	234	51	59	101	...	25	494	141	53	103	58	22	128
\$4,000 to \$4,999.....	21	79	37	72	114	28	46	82	...	20	360	67	21	71	44	23	68
\$5,000 to \$7,499.....	45	166	63	69	153	68	84	325	...	42	537	94	63	143	113	46	104
\$7,500 to \$9,999.....	6	55	16	20	38	22	26	222	...	14	140	18	11	37	43	6	17
\$10,000 to \$14,999.....	9	22	12	12	22	26	12	53	...	9	100	16	13	33	31	1	15
\$15,000 or more.....	3	10	3	53	12	11	11	40	...	3	56	11	3	10	20	1	13
Not reported.....	19	80	10	370	154	236	44	276	37	44	149	244	164	167	36	22	330
Median value.....dollars.....	3,067	3,796	2,942	2,871	2,714	1,758	4,341	5,216	...	4,995	3,725	2,347	2,249	3,581	5,397	1,918	2,610

Subject	Pot-ter	Pre-sidio	Rains	Ran-dall	Reagan	Real	Red River	Reeves	Re-fugio	Rob-erts	Robert-son	Rock-wall	Rum-nels	Rusk	Sabine	San Augus-tine	San Jacinto
Total dwelling units.....	1,402	739	557	228	911	715	2,603	557	1,303	228	1,883	1,180	846	6,316	1,575	551	1,087
<b>CONTRACT MONTHLY RENT</b>																	
Renter-occupied dwelling units; and vacant non-seasonal not dilapidated units, for rent.....	655	313	191	64	541	210	997	258	600	46	737	398	288	2,329	884	199	388
Less than \$10.....	16	59	35	2	41	16	210	10	22	...	87	34	11	346	339	46	87
\$10 to \$19.....	16	31	58	8	126	65	283	22	157	...	88	78	66	687	266	32	45
\$20 to \$29.....	64	41	11	5	43	39	105	25	63	1	78	92	61	232	62	17	19
\$30 to \$39.....	245	17	14	2	18	18	9	35	50	10	57	60	19	158	18	4	14
\$40 to \$49.....	68	9	8	1	64	16	2	23	67	9	9	20	9	59	6	...	5
\$50 to \$59.....	67	3	...	7	97	4	...	8	46	8	5	6	3	29	3	...	...
\$60 to \$74.....	33	1	...	4	56	3	...	2	7	2	1	1	...	1	1	...	...
\$75 to \$99.....	16	2	...	...	35	1	...	1	1	...	1	1	...	2	1	...	...
\$100 or more.....	2	...	...	...	5	...	...	1	1	...	...	...	1	3	...	...	1
Rent free.....	114	134	31	27	48	32	282	114	170	13	293	96	84	613	113	70	176
Not reported.....	14	16	34	8	8	16	106	17	16	2	118	10	34	199	75	30	41
Median rent.....dollars.....	34.99	17.00	13.62	...	41.77	19.50	11.99	31.53	23.00	...	18.22	23.04	20.79	14.68	9.73	10.23	9.33
<b>GROSS MONTHLY RENT</b>																	
Renter-occupied dwelling units.....	609	303	187	62	496	193	969	241	570	43	715	385	270	2,246	874	194	383
Less than \$10.....	8	27	12	2	17	12	74	10	11	...	30	15	4	205	74	35	55
\$10 to \$19.....	23	26	42	8	115	47	280	17	102	...	88	59	41	609	355	31	63
\$20 to \$29.....	98	19	24	4	54	39	155	31	90	3	63	82	42	287	175	13	16
\$30 to \$39.....	185	25	9	2	39	18	56	26	63	7	55	76	39	163	45	10	18
\$40 to \$49.....	56	13	9	3	33	10	9	23	65	6	40	28	15	101	11	...	8
\$50 to \$59.....	45	5	3	5	62	6	1	9	25	4	14	13	2	52	8	...	...
\$60 to \$74.....	27	1	...	6	70	3	...	2	14	3	...	2	4	14	1	...	...
\$75 to \$99.....	15	1	...	...	33	...	...	1	2	...	2	...	...	1	1	...	...
\$100 or more.....	2	1	...	...	7	1	...	1	1	...	...	...	1	2	...	...	1
Rent free or not reported.....	150	185	88	32	66	57	394	121	197	19	423	108	122	812	204	105	222
Median rent.....dollars.....	34.59	22.50	18.48	...	36.56	21.38	17.37	30.93	27.00	...	24.77	27.60	26.25	18.09	17.09	12.14	13.48
<b>VALUE OF ONE-DWELLING-UNIT STRUCTURES</b>																	
Owner-occupied dwelling units; and vacant nonseasonal not dilapidated units, for sale only.....	540	262	261	45	241	243	1,066	188	482	4	809	603	465	3,278	534	232	560
Less than \$2,000.....	25	151	89	1	39	80	396	91	128	1	205	111	98	1,693	145	81	136
\$2,000 to \$2,999.....	25	14	46	3	34	28	149	23	45	...	82	84	73	387	73	25	56
\$3,000 to \$3,999.....	38	18	22	4	18	27	121	17	69	1	77	97	69	251	63	11	30
\$4,000 to \$4,999.....	73	22	22	2	17	22	54	8	50	1	62	58	40	152	26	4	30
\$5,000 to \$7,499.....	185	16	33	3	47	28	82	26	80	1	118	171	81	262	39	9	36
\$7,500 to \$9,999.....	75	7	7	1	42	7	15	5	21	...	28	31	11	79	20	...	11
\$10,000 to \$14,999.....	42	9	3	11	22	7	8	4	24	...	27	24	17	51	7	1	4
\$15,000 or more.....	42	6	1	2	9	...	13	3	13	...	9	7	3	34	2	...	...
Not reported.....	35	19	38	18	13	44	228	11	52	...	201	20	73	369			

Table 31.—FINANCIAL CHARACTERISTICS OF RURAL-NONFARM DWELLING UNITS, FOR COUNTIES: 1950—Con.

[Median not shown where base is less than 100]

Subject	San Patri- cio	San Saba	Schlei- cher	Scurry	Shack- elford	Shelby	Sher- man	Smith	Somer- vell	Starr	Steph- ens	Ster- ling	Stone- wall	Sutton	Swisher	Tar- rant	Taylor
Total dwelling units.....	3,714	528	684	1,989	1,322	2,548	579	5,714	702	1,764	642	294	606	189	370	8,083	3,810
<b>CONTRACT MONTHLY RENT</b>																	
Renter-occupied dwelling units; and vacant non- seasonal not dilapidated units, for rent.....	1,456	173	230	932	486	1,110	179	2,122	291	369	249	110	235	55	116	2,765	1,392
Less than \$10.....	159	11	19	12	52	342	...	296	7	26	19	8	10	4	2	76	69
\$10 to \$19.....	283	29	19	64	57	266	3	500	59	120	35	10	32	6	2	355	205
\$20 to \$29.....	126	20	34	73	63	121	10	287	64	20	10	29	1	17	465	247	
\$30 to \$39.....	139	15	32	64	92	66	40	154	59	22	9	20	2	15	437	192	
\$40 to \$49.....	102	2	35	65	64	15	45	75	16	32	14	19	24	...	26	263	112
\$50 to \$59.....	54	1	15	85	47	2	32	44	23	8	14	15	11	...	5	224	71
\$60 to \$74.....	20	...	5	116	10	1	13	11	17	3	2	7	6	...	2	124	37
\$75 to \$99.....	7	...	1	146	3	...	3	4	...	3	1	...	5	...	1	41	22
\$100 or more.....	1	...	...	33	...	...	2	5	...	...	2	...	...	...	...	29	2
Rent free.....	432	46	61	197	82	223	30	554	32	94	87	20	72	18	31	634	364
Not reported.....	133	49	9	77	16	74	1	192	12	41	56	1	26	24	15	117	71
Median rent.....dollars.....	19.77	19.00	32.17	55.50	31.70	13.90	44.17	16.92	28.64	17.37	19.05	38.25	28.81	...	38.79	32.28	27.65
<b>GROSS MONTHLY RENT</b>																	
Renter-occupied dwelling units.....	1,393	172	223	783	469	1,039	150	2,051	216	352	245	110	234	54	112	2,663	1,314
Less than \$10.....	47	3	7	2	23	193	2	177	6	6	11	...	2	3	2	30	24
\$10 to \$19.....	283	17	23	54	67	309	1	369	32	8	16	9	20	2	1	224	126
\$20 to \$29.....	115	19	26	45	46	105	9	316	51	16	13	5	32	5	13	380	188
\$30 to \$39.....	147	13	25	87	106	82	19	223	43	7	15	19	36	1	14	456	187
\$40 to \$49.....	110	14	29	57	58	30	30	96	30	17	6	20	23	...	19	365	118
\$50 to \$59.....	52	3	24	76	35	6	37	64	7	36	13	20	9	...	14	222	55
\$60 to \$74.....	42	1	11	101	23	2	11	18	2	4	3	8	5	...	...	153	53
\$75 to \$99.....	8	...	4	64	3	...	6	11	...	1	1	1	4	...	1	37	27
\$100 or more.....	2	...	...	9	...	...	1	6	2	...	2	...	...	...	...	31	91
Rent free or not reported.....	587	102	74	288	108	312	34	771	43	257	165	28	103	43	48	765	445
Median value.....dollars.....	25.21	26.17	37.00	49.83	33.27	14.34	48.50	22.37	28.84	45.68	29.50	43.50	32.53	...	40.55	36.57	33.52
<b>VALUE OF ONE-DWELLING-UNIT STRUCTURES</b>																	
Owner-occupied dwelling units; and vacant nonseasonal not dilapidated units, for sale only.....	1,491	270	296	410	620	922	300	2,762	263	1,065	321	136	227	91	202	4,371	1,906
Less than \$2,000.....	707	43	75	66	152	228	13	721	43	757	68	35	53	61	21	509	410
\$2,000 to \$2,999.....	77	35	18	41	104	105	13	348	30	112	23	34	27	9	18	421	246
\$3,000 to \$3,999.....	88	40	30	37	88	91	38	367	40	46	44	17	25	3	29	596	226
\$4,000 to \$4,999.....	73	22	36	32	47	79	26	201	33	19	17	8	15	...	27	459	173
\$5,000 to \$7,499.....	173	31	78	35	112	115	79	463	68	37	35	8	33	1	51	887	408
\$7,500 to \$9,999.....	64	11	9	9	34	22	43	150	12	7	10	7	8	...	17	357	129
\$10,000 to \$14,999.....	46	7	32	11	40	34	54	89	7	14	5	14	12	...	16	287	107
\$15,000 or more.....	31	4	8	24	16	49	31	59	13	2	3	9	5	...	6	265	52
Not reported.....	232	77	10	155	27	199	3	364	17	71	116	4	49	17	17	590	155
Median value.....dollars.....	1,731	3,413	4,506	3,504	3,410	3,263	6,781	3,304	4,253	1,263	3,211	2,862	3,310	...	4,857	4,744	3,921

Subject	Ter- rell	Terry	Throck- morton	Titus	Tom Green	Travis	Trin- ity	Tyler	Upshur	Upton	Uvalde	Val Verde	Van Zandt	Vic- toria	Walker	Waller	Ward
Total dwelling units.....	726	788	709	1,551	670	4,857	2,279	2,183	1,965	659	1,325	365	3,702	2,928	1,636	1,962	1,794
<b>CONTRACT MONTHLY RENT</b>																	
Renter-occupied dwelling units; and vacant non- seasonal not dilapidated units, for rent.....	339	332	223	663	237	1,464	937	926	681	362	453	166	1,459	1,314	735	877	1,030
Less than \$10.....	20	7	12	94	5	124	242	222	88	37	56	8	164	62	65	137	106
\$10 to \$19.....	59	34	41	186	25	216	156	190	131	105	59	30	331	218	63	214	120
\$20 to \$29.....	51	62	23	76	26	190	95	94	66	44	43	21	258	216	210	124	202
\$30 to \$39.....	46	20	40	25	14	111	73	61	41	22	61	11	188	197	66	100	245
\$40 to \$49.....	40	16	24	4	11	100	30	63	28	14	27	9	62	67	10	66	86
\$50 to \$59.....	22	10	25	3	2	97	9	42	10	43	16	3	30	62	5	22	54
\$60 to \$74.....	4	3	2	1	...	45	3	8	2	37	2	...	6	66	4	14	25
\$75 to \$99.....	...	...	1	...	1	27	1	2	...	2	1	...	...	27	...	...	8
\$100 or more.....	...	1	...	...	...	11	2	...	...	1	2	1	...	4	...	1	2
Rent free.....	89	82	42	129	92	441	173	189	208	48	167	81	236	322	207	148	160
Not reported.....	8	97	13	145	61	102	153	55	107	9	19	2	184	73	105	51	22
Median rent.....dollars.....	28.18	23.20	31.10	15.09	24.83	25.16	12.74	14.08	15.31	22.13	23.90	21.09	20.39	28.18	26.31	19.07	29.37
<b>GROSS MONTHLY RENT</b>																	
Renter-occupied dwelling units.....	334	306	207	652	230	1,384	916	906	661	340	437	163	1,411	1,289	642	858	977
Less than \$10.....	6	2	3	41	1	71	140	135	49	16	31	4	68	36	32	106	32
\$10 to \$19.....	34	15	18	135	10	196	178	183	99	103	48	27	256	160	59	135	173
\$20 to \$29.....	53	47	17	108	28	170	105	132	73	45	54	18	281	129	104	132	183
\$30 to \$39.....	49	13	17	45	11	113	76	73	58	20	35	13	185	80	55	112	209
\$40 to \$49.....	41	15	24	18	13	90	46	57	31	32	41	8	112	84	12	72	89
\$50 to \$59.....	31	12	14	9	8	94	14	40	17	34	23	6	49	53	4	55	53
\$60 to \$74.....	22	5	8	1	1	52	10	24	8	24	6	3	16	48	1	25	26
\$75 to \$99.....	1	1	4	...	1	30	2	4	...	8	1	...	1	28	3	2	8
\$100 or more.....	...	1	...	...	...	8	3	...	...	1	2	1	...	8	...	1	2
Rent free or not reported.....	97	195	102	295	157	560	342	258	326	57	196	83	443	663	372	218	202
Median rent.....dollars.....	34.98	25.96	37.00	19.67	28.81	28.10	17.72	19.92	21.67	24.81	27.19	24.00	25.12	28.39	26.13	25.23	29.48
<b>VALUE OF ONE-DWELLING-UNIT STRUCTURES</b>																	
Owner-occupied dwelling units; and vacant nonseasonal not dilapidated units, for sale only.....	275	216	420	718	309	2,258	943	923	1,047	199	729	121	1,702	1,202	662	943	566
Less than \$2,000.....	62	106	97	234	57	488	354	209	325	58	282	39	355	267	200	314	238
\$2,000 to \$2,999.....	28	33	49	100	37	212	131	94	123	25	64	11	239	89	48	87	88
\$3,000 to \$3,999.....	22	15	68	63	25	184	102	101	115	15	45	13	237	64	26	81	71
\$4,000 to \$4,999.....	15	10	40	31	14	166	60	66	83	14	34	3	166	51	26	54	40
\$5,000 to \$7,499.....	48	26	83	48	25	392	105	116	113	28	78	5	279	136	41	139	66
\$7,500 to \$9,999.....	19	3	23	13	4	238	18	44	14	11	16	5	83	232	8	52	16
\$10,000 to \$14,999.....	24	3	16	3	5	190	33	30	13	8	21	6	58	129	7	55	11
\$15,000 or more.....	52	2	5	4	...	123											

## HOUSING—GENERAL CHARACTERISTICS

Table 31.—FINANCIAL CHARACTERISTICS OF RURAL-NONFARM DWELLING UNITS, FOR COUNTIES: 1950—Con.

[Median not shown where base is less than 100]

Subject	Wash- ington	Webb	Wharton	Wheeler	Wichita	Wil- barger	Willacy	Wil- liam- son	Wilson	Winkler	Wise	Wood	Yoakum	Young	Zapata	Zavala
Total dwelling units.....	1,395	690	3,997	973	3,683	786	2,427	3,341	1,990	1,012	2,130	2,149	1,009	1,026	761	599
<b>CONTRACT MONTHLY RENT</b>																
Renter-occupied dwelling units; and vacant non- seasonal not dilapidated units, for rent.....	586	267	1,951	445	1,598	467	1,448	1,152	694	649	744	884	544	417	213	153
Less than \$10.....	136	18	286	39	106	14	266	143	157	55	47	90	19	26	51	14
\$10 to \$19.....	81	39	522	98	181	67	80	239	138	207	189	246	29	83	26	22
\$20 to \$29.....	40	30	199	84	185	29	28	197	79	80	145	126	45	50	19	24
\$30 to \$39.....	7	20	136	45	194	10	18	109	54	107	79	67	74	19	11	18
\$40 to \$49.....	10	3	72	29	194	8	65	23	35	95	53	35	71	8	1	3
\$50 to \$59.....	3	...	44	5	114	1	25	15	16	24	19	5	72	5	...	1
\$60 to \$74.....	1	...	15	2	102	1	22	13	2	1	6	2	35	2	...	1
\$75 to \$99.....	...	...	22	...	36	...	3	3	...	...	...	1	3	...	...	...
\$100 or more.....	2	...	3	1	10	...	2	...	...	...	...	...	2	...	1	...
Rent free.....	193	135	493	108	418	227	911	307	143	75	112	235	65	146	81	69
Not reported.....	113	22	159	34	58	110	28	103	68	5	94	77	129	78	21	1
Median rent.....dollars..	10.00	18.97	16.56	21.15	34.23	16.17	9.07	19.02	14.55	25.14	21.96	16.97	40.63	17.98	10.91	22.56
<b>GROSS MONTHLY RENT</b>																
Renter-occupied dwelling units.....	568	255	1,892	433	1,566	465	1,260	1,117	670	582	719	859	531	406	210	150
Less than \$10.....	95	10	90	18	33	7	68	71	85	39	16	37	9	33	17	10
\$10 to \$19.....	72	30	371	85	173	49	107	195	140	208	136	196	29	61	45	18
\$20 to \$29.....	54	25	363	80	155	25	24	180	96	64	140	139	42	59	26	15
\$30 to \$39.....	17	18	193	48	184	19	17	148	54	72	109	95	51	26	10	20
\$40 to \$49.....	4	13	93	40	224	15	82	67	41	57	56	49	56	14	6	10
\$50 to \$59.....	5	1	59	13	81	2	21	10	22	45	33	19	74	4	1	2
\$60 to \$74.....	2	1	30	2	91	1	9	19	9	16	16	8	63	4	...	2
\$75 to \$99.....	1	...	5	1	58	1	1	5	4	...	2	...	7	1	...	...
\$100 or more.....	1	...	2	1	11	...	1	...	...	...	...	...	3	...	...	...
Rent free or not reported.....	317	157	686	145	556	346	930	422	219	81	211	316	197	204	105	73
Median rent.....dollars..	13.31	23.59	24.08	24.63	37.30	20.53	18.07	23.93	19.55	20.26	26.82	22.00	45.93	20.71	16.86	26.69
<b>VALUE OF ONE-DWELLING-UNIT STRUCTURES</b>																
Owner-occupied dwelling units; <sup>1</sup> and vacant nonseasonal not dilapidated units, for sale only.....	481	272	1,606	406	1,529	255	591	1,736	1,086	267	1,108	1,015	318	470	419	308
Less than \$2,000.....	151	172	547	99	248	39	261	408	416	126	249	246	68	157	267	182
\$2,000 to \$2,999.....	27	24	128	50	148	32	37	217	79	41	211	118	46	73	53	17
\$3,000 to \$3,999.....	19	25	114	52	154	45	40	196	102	30	199	112	49	32	22	21
\$4,000 to \$4,999.....	22	11	110	34	152	24	25	147	58	18	114	91	19	27	19	12
\$5,000 to \$7,499.....	41	11	247	63	356	20	69	294	150	31	124	154	51	33	18	20
\$7,500 to \$9,999.....	14	7	85	16	106	6	29	66	51	10	17	45	8	8	7	1
\$10,000 to \$14,999.....	10	5	59	20	68	5	23	44	45	2	20	29	3	6	8	2
\$15,000 or more.....	4	4	33	7	65	1	15	15	45	...	3	17	3	3	1	2
Not reported.....	193	13	283	65	232	83	92	349	140	9	171	203	71	131	24	51
Median value.....dollars..	1,857	1,456	2,845	3,363	4,598	3,283	1,862	3,299	2,672	2,023	2,993	3,325	3,144	2,121	1,429	1,362

<sup>1</sup> Restricted to 1-dwelling-unit properties.

Table 31a.—CHARACTERISTICS OF RURAL-NONFARM DWELLING UNITS OCCUPIED BY WHITE PERSONS WITH SPANISH SURNAME, OR BY NONWHITE PERSONS, FOR SELECTED COUNTIES: 1950

[Counties shown are those with 250 or more Spanish-surname households, or 250 or more nonwhite households]

Subject	Anderson	Angeli	Atascosa	Austin	Bastrop		Bee	Bell		Bexar		Bowie	Brazoria		Brazos		Brewster	
	Non-white	Non-white	Spanish white	Non-white	Spanish white	Non-white	Spanish white	Spanish white	Non-white	Spanish white	Non-white	Non-white	Spanish white	Non-white	Spanish white	Non-white	Spanish white	
Total dwelling units	321	394	886	469	76	359	388	78	222	1,594	168	1,164	178	855	87	621	115	
<b>WATER SUPPLY</b>																		
Hot and cold piped running water inside structure	10	18	39	13	2	5	8	21	73	165	22	39	25	48	6	7	3	
Only cold piped running water inside structure	24	233	195	76	18	25	98	22	33	335	38	72	43	177	16	61	24	
Piped running water outside structure	21	102	432	52	13	10	133	11	51	271	16	55	20	139	24	170	23	
No piped running water	256	41	211	328	43	318	144	23	60	794	89	985	86	467	41	376	62	
Not reported	10	...	9	...	...	1	5	1	5	794	3	13	4	24	...	7	3	
<b>TOILET FACILITIES</b>																		
Flush toilet inside structure, exclusive use	13	17	51	29	16	11	12	23	77	228	39	52	31	78	8	14	2	
Flush toilet inside structure, shared	1	...	...	...	...	...	...	1	...	14	...	...	1	2	2	2	...	
Other toilet facilities (including privy)	276	374	805	406	56	305	357	48	135	1,251	124	1,011	132	711	74	585	105	
No toilet	21	3	23	34	4	42	16	4	5	90	2	93	9	37	3	16	5	
Not reported	10	...	7	...	...	1	3	2	5	11	3	8	5	27	...	4	3	
<b>CONDITION AND PLUMBING FACILITIES</b>																		
Not dilapidated:																		
With priv. toilet and bath, and hot running water	9	14	33	12	2	1	7	20	72	148	20	30	21	41	3	6	1	
With private toilet and bath, and only cold water	4	1	11	7	14	7	4	1	2	46	13	5	5	16	3	8	...	
With running water, lacking private toilet or bath	15	221	126	43	1	11	67	15	19	187	15	39	27	115	12	39	21	
No running water	103	106	401	145	34	140	171	24	61	483	76	482	69	269	35	389	31	
Dilapidated:																		
With priv. toilet and bath, and hot running water	...	...	...	...	...	...	...	1	...	3	1	3	2	2	1	...	...	
Lacking hot water, private toilet or bath	173	48	264	249	24	191	122	14	46	645	42	570	44	367	33	163	58	
Condition or plumbing facilities not reported	17	4	51	13	1	9	17	3	22	82	1	35	10	45	...	16	4	
<b>NUMBER OF PERSONS</b>																		
1 person	53	61	41	105	2	54	22	3	24	100	31	175	4	173	5	97	10	
2 persons	65	113	114	142	8	93	42	9	61	223	63	298	22	270	10	167	11	
3 persons	57	65	127	81	8	50	89	7	34	238	25	212	27	151	18	95	17	
4 persons	43	52	138	46	11	34	54	21	32	238	16	144	26	99	15	81	14	
5 persons	34	33	117	28	11	48	56	9	24	207	9	106	19	61	11	62	16	
6 persons	19	20	101	31	6	31	49	5	13	197	10	78	19	38	8	38	21	
7 persons or more	50	50	248	36	30	49	76	24	34	391	14	151	61	63	20	81	26	
Median number of persons	3.2	2.9	4.7	2.4	...	3.2	4.3	...	3.3	4.5	2.3	3.0	5.0	2.4	...	3.0	4.8	
<b>PERSONS PER ROOM</b>																		
1.00 or less	190	277	208	346	23	208	118	24	152	522	128	753	50	574	39	420	29	
1.01 to 1.50	41	56	135	54	10	56	80	17	26	277	12	161	38	110	24	87	20	
1.51 or more	76	56	490	63	42	92	180	32	35	760	27	233	85	159	22	98	61	
Not reported	14	5	53	6	1	3	10	5	9	35	1	17	5	12	2	16	5	
<b>CONTRACT MONTHLY RENT</b>																		
Renter-occupied units																		
Less than \$10	182	373	267	175	65	147	121	64	139	758	59	508	86	377	42	185	54	
\$10 to \$14	56	261	72	74	32	34	28	5	14	136	4	119	4	48	2	52	21	
\$15 to \$19	15	49	41	15	13	8	22	3	6	91	8	55	11	46	3	24	5	
\$20 to \$29	1	7	5	3	2	3	12	3	4	44	3	8	9	26	2	3	1	
\$30 to \$39	2	2	12	4	...	...	2	3	2	28	10	3	11	17	3	1	1	
\$40 to \$49	...	1	1	2	...	...	2	2	1	13	...	10	8	11	1	...	...	
\$50 to \$74	...	...	2	...	1	...	...	1	...	6	...	...	2	2	...	...	...	
\$75 or more	...	...	3	...	...	...	...	1	...	9	...	...	2	2	...	...	...	
Rent free	...	...	...	...	...	2	...	1	...	4	...	...	2	3	...	...	...	
Not reported	43	4	19	17	...	14	5	6	18	22	4	24	4	45	2	8	1	
Median rent	6.11	5.65	8.94	6.12	...	6.41	10.75	...	64.06	11.12	...	7.74	...	12.71	...	7.29	...	
<b>GROSS MONTHLY RENT</b>																		
Renter-occupied units																		
Less than \$10	182	373	267	175	65	147	121	64	139	758	59	508	86	377	42	185	54	
\$10 to \$14	32	43	36	49	27	22	17	1	8	92	...	80	2	36	...	8	9	
\$15 to \$19	29	121	45	23	14	7	23	2	10	94	9	53	11	26	...	33	10	
\$20 to \$29	6	110	23	13	4	5	13	7	3	59	3	34	9	35	4	17	4	
\$30 to \$39	5	44	12	6	1	5	9	3	4	40	8	16	12	25	4	6	3	
\$40 to \$49	1	1	2	3	1	...	2	3	1	13	5	14	4	14	1	...	1	
\$50 to \$74	...	1	2	...	...	...	...	1	...	11	...	...	6	5	...	...	1	
\$75 or more	...	1	5	...	...	...	...	14	69	8	3	1	3	5	...	1	1	
Rent free or not reported	109	52	142	81	18	106	56	32	44	435	31	310	38	228	33	120	25	
Median rent	10.28	14.36	12.44	9.09	...	8.82	12.87	...	64.17	13.20	...	11.29	...	16.29	...	13.21	...	
<b>VALUE OF ONE-DWELLING-UNIT STRUCTURES</b>																		
Owner-occupied units <sup>1</sup>																		
Less than \$2,000	134	18	558	283	10	203	251	14	80	743	100	615	75	434	45	423	59	
\$2,000 to \$2,999	62	6	444	226	5	141	213	3	55	424	46	419	34	282	11	244	50	
\$3,000 to \$3,999	13	3	40	24	2	9	9	2	2	89	13	65	9	52	23	74	1	
\$4,000 to \$4,999	3	3	16	13	...	3	5	...	...	49	10	35	9	10	5	35	2	
\$5,000 to \$9,999	2	1	12	8	...	...	4	1	1	24	5	8	1	6	1	16	2	
\$10,000 or more	2	1	16	5	1	...	3	2	1	64	5	11	8	8	1	4	1	
Not reported	1	...	2	2	...	...	...	...	...	28	7	...	2	36	2	...	...	
Median value	51	4	28	5	2	50	17	6	21	65	14	77	12	40	2	50	3	
Median value	1,289	...	1,144	1,180	...	1,035	1,048	...	...	1,549	1,819	1,234	...	1,347	...	1,479	...	

<sup>1</sup> Restricted to 1-dwelling-unit properties.

HOUSING—GENERAL CHARACTERISTICS

Table 31a.—CHARACTERISTICS OF RURAL-NONFARM DWELLING UNITS OCCUPIED BY WHITE PERSONS WITH SPANISH SURNAME, OR BY NONWHITE PERSONS, FOR SELECTED COUNTIES: 1950—Con.

[Counties shown are those with 250 or more Spanish-surname households, or 250 or more nonwhite households]

Subject	Brooks	Brown	Burleson	Caldwell		Cal-houn	Cameron		Camp	Cass	Chambers	Cherokee	Childress	Collin	Colorado	Comal	Cooke
	Spanish white	Non-white	Non-white	Spanish white	Non-white	Spanish white	Spanish white	Non-white	Non-white	Non-white	Non-white	Non-white	Non-white	Non-white	Non-white	Spanish white	Non-white
Total dwelling units	64	...	716	166	199	18	3,602	15	128	700	387	527	19	400	554	108	5
<b>WATER SUPPLY</b>																	
Hot and cold piped running water inside structure	9	...	15	6	3	6	217	2	1	13	26	12	2	10	8	4	...
Only cold piped running water inside structure	5	...	56	42	26	8	495	4	4	35	46	23	1	51	72	24	2
Piped running water outside structure	12	...	104	68	30	...	656	...	1	24	9	8	...	142	101	31	...
No piped running water	38	...	536	50	80	4	2,204	5	115	623	280	467	15	196	365	48	3
Not reported	...	...	5	...	...	...	30	3	7	5	26	17	1	1	8	1	...
<b>TOILET FACILITIES</b>																	
Flush toilet inside structure, exclusive use	7	...	30	13	7	5	328	4	2	14	30	11	...	17	27	6	2
Flush toilet inside structure, shared	...	...	...	...	...	...	2	...	...	...	...	...	...	...	2	...	...
Other toilet facilities (including privy)	47	...	639	145	127	13	3,140	8	107	590	302	472	16	365	490	96	3
No toilet	10	...	41	6	5	...	107	...	11	91	40	31	1	9	12	3	...
Not reported	...	...	6	2	...	...	25	3	8	5	15	13	1	9	23	3	...
<b>CONDITION AND PLUMBING FACILITIES</b>																	
Not dilapidated:																	
With priv. toilet and bath, and hot running water	6	...	10	6	2	3	190	2	1	10	21	6	1	8	7	3	...
With private toilet and bath, and only cold water	...	...	9	4	2	...	87	...	...	...	3	1	...	6	13	2	1
With running water, lacking private toilet or bath	6	...	46	19	9	5	274	4	2	28	34	18	2	27	39	19	1
No running water	11	...	447	64	47	2	1,063	3	67	372	144	213	10	153	213	62	...
Dilapidated:																	
With priv. toilet and bath, and hot running water	...	...	...	...	1	1	9	...	...	1	2	1	...	...	...	...	...
Lacking hot water, private toilet or bath	41	...	177	47	68	4	1,895	5	45	275	148	243	5	188	260	16	3
Condition or plumbing facilities not reported	...	...	27	26	10	3	84	3	11	14	35	45	1	18	22	6	...
<b>NUMBER OF PERSONS</b>																	
1 person	3	...	202	6	19	...	210	6	19	98	69	60	2	67	121	6	1
2 persons	6	...	208	22	39	2	555	3	37	183	97	148	6	109	149	14	2
3 persons	13	...	92	26	19	3	511	1	26	127	66	103	4	63	102	16	...
4 persons	13	...	75	22	15	2	544	2	13	89	56	66	3	49	66	16	...
5 persons	8	...	46	23	15	3	527	1	5	84	42	61	2	39	43	13	...
6 persons	10	...	33	20	9	2	384	1	9	41	13	25	...	26	19	15	...
7 persons or more	11	...	60	47	23	6	871	1	19	78	44	64	2	47	54	28	2
Median number of persons	...	...	2.3	4.8	3.1	...	4.5	...	2.8	3.0	2.9	3.0	...	2.9	2.6	4.7	...
<b>PERSONS PER ROOM</b>																	
1.00 or less	26	...	416	45	86	1	837	8	80	454	239	332	7	253	413	35	3
1.01 to 1.50	5	...	158	38	20	4	389	1	13	100	53	71	5	51	71	22	...
1.51 or more	33	...	129	81	31	11	2,319	4	30	137	81	108	7	87	65	48	2
Not reported	...	...	13	2	2	2	57	2	5	9	14	16	...	9	5	3	...
<b>CONTRACT MONTHLY RENT</b>																	
Renter-occupied units																	
Less than \$10	4	...	99	34	19	...	195	2	14	142	16	96	...	60	69	44	...
\$10 to \$14	3	...	15	4	2	...	80	2	5	29	20	22	...	29	11	...	...
\$15 to \$19	...	...	4	...	...	...	59	...	...	13	3	9	...	3	3	1	1
\$20 to \$29	2	...	2	1	...	...	26	...	1	5	5	2	...	6	1	2	...
\$30 to \$39	...	...	...	...	...	...	12	...	...	...	1	1	...	1	1	...	...
\$40 to \$49	1	...	1	...	...	...	15	...	1	1	1	...	...	1	...	...	...
\$50 to \$74	...	...	1	1	...	...	19	1	...	...	...	...	...	...	...	...	...
\$75 or more	...	...	3	...	...	...	8	...	2	...	...	...	...	...	...	...	...
Rent free	15	...	95	29	18	8	1,720	5	20	133	52	83	15	73	78	23	1
Not reported	1	...	15	5	1	...	74	2	12	40	14	70	4	4	35	4	2
Median rent	...	...	5.76	...	...	...	10.25	...	...	6.19	11.25	6.27	...	7.83	5.66	...	...
<b>GROSS MONTHLY RENT</b>																	
Renter-occupied units																	
Less than \$10	4	...	54	15	11	...	106	...	13	87	8	50	...	12	39	38	...
\$10 to \$14	2	...	38	16	4	...	64	4	4	47	11	31	...	31	28	4	...
\$15 to \$19	...	...	13	6	4	...	33	...	1	16	11	8	...	24	9	1	...
\$20 to \$29	2	...	6	2	...	...	28	...	1	10	6	9	...	20	8	2	1
\$30 to \$39	...	...	1	...	...	...	19	...	1	4	2	2	...	4	...	...	...
\$40 to \$49	...	...	...	...	...	...	16	1	...	2	2	1	...	1	1	...	...
\$50 to \$74	1	...	1	1	...	...	11	...	...	...	...	...	...	...	...	...	...
\$75 or more	...	...	3	...	...	...	5	...	2	...	...	...	...	...	...	...	...
Rent free or not reported	17	...	118	34	21	8	1,926	7	32	197	72	182	19	85	113	29	3
Median rent	...	...	10.03	...	...	...	12.23	...	...	9.04	14.95	9.58	...	15.13	10.13	...	...
<b>VALUE OF ONE-DWELLING-UNIT STRUCTURES</b>																	
Owner-occupied units <sup>1</sup>																	
Less than \$2,000	31	...	357	68	62	6	798	...	30	197	93	115	...	168	235	15	...
\$2,000 to \$2,999	2	...	29	5	15	3	66	1	2	30	12	19	...	21	31	3	...
\$3,000 to \$3,999	1	...	8	1	6	...	40	...	2	14	6	5	...	11	8	2	...
\$4,000 to \$4,999	...	...	1	2	3	...	17	...	...	6	1	3	...	4	5	...	...
\$5,000 to \$9,999	...	...	5	6	3	...	52	...	1	4	9	12	...	4	6	1	...
\$10,000 or more	...	...	...	1	3	...	23	...	...	5	2	1	...	...	...	...	...
Not reported	3	...	66	1	3	1	200	2	36	69	147	82	...	4	62	7	...
Median value	...	...	1,070	...	...	...	1,198	...	...	1,249	1,272	1,298	...	1,188	1,163	...	...

<sup>1</sup> Restricted to 1-dwelling-unit properties.



Table 31a.—CHARACTERISTICS OF RURAL-NONFARM DWELLING UNITS OCCUPIED BY WHITE PERSONS WITH SPANISH SURNAME, OR BY NONWHITE PERSONS, FOR SELECTED COUNTIES: 1950—Con.

[Counties shown are those with 250 or more Spanish-surname households, or 250 or more nonwhite households]

Subject	Crockett Spanish white	Dallas		Dawson		Denton	De Witt		Dimmit	Duval	Ector		Ellis	El Paso		Falls	
		Spanish white	Non- white	Spanish white	Non- white	Non- white	Spanish white	Non- white	Spanish white	Spanish white	Spanish white	Non- white	Non- white	Spanish white	Non- white	Spanish white	Non- white
Total dwelling units	5	98	1,061	133	19	144	105	162	694	341	294	179	798	1,934	136	91	973
<b>WATER SUPPLY</b>																	
Hot and cold piped running water inside structure	2	13	224	43	2	3	1	2	19	39	19	23	21	363	54	9	13
Only cold piped running water inside structure	...	15	95	29	6	34	20	17	139	107	55	23	124	338	61	12	66
Piped running water outside structure	...	13	141	18	3	52	23	15	395	95	83	61	234	502	2	44	226
No piped running water	3	57	598	39	8	55	60	126	133	98	135	70	411	707	16	25	632
Not reported	...	...	3	4	...	...	1	2	8	2	2	2	8	24	3	1	36
<b>TOILET FACILITIES</b>																	
Flush toilet inside structure, exclusive use	2	13	246	11	2	10	2	5	22	47	15	23	21	361	50	8	18
Flush toilet inside structure, shared	...	1	1	44	...	2	...	...	1	...	6	...	2	13	1	...	...
Other toilet facilities (including privy)	3	82	784	68	17	129	85	148	640	286	272	146	698	1,508	82	76	893
No toilet	...	2	26	6	...	3	18	8	26	5	...	9	69	21	...	6	32
Not reported	...	...	4	4	...	...	...	1	5	3	1	1	8	31	3	1	30
<b>CONDITION AND PLUMBING FACILITIES</b>																	
Not dilapidated:																	
With priv. toilet and bath, and hot running water	2	10	220	10	2	2	1	2	15	28	7	15	14	286	49	8	8
With private toilet and bath, and only cold water	...	3	17	1	...	5	...	3	3	4	...	1	1	29	...	...	4
With running water, lacking private toilet or bath	...	13	65	53	4	26	11	8	88	62	21	23	105	319	65	11	56
No running water	3	57	455	20	3	60	43	65	218	105	19	34	436	702	8	39	647
Dilapidated:																	
With priv. toilet and bath, and hot running water	...	...	1	...	...	...	...	...	3	3	6	2	...	6	...	...	...
Lacking hot water, private toilet or bath	...	14	285	40	8	48	46	81	346	127	208	98	214	514	9	32	210
Condition or plumbing facilities not reported	...	1	18	9	2	3	4	3	21	12	33	6	28	78	5	1	48
<b>NUMBER OF PERSONS</b>																	
1 person	3	4	106	5	1	23	9	31	29	26	16	23	118	124	7	7	178
2 persons	...	11	304	18	6	49	18	51	68	48	24	64	230	221	53	17	275
3 persons	1	15	202	14	2	13	10	27	104	66	38	32	113	298	31	13	153
4 persons	1	22	150	20	1	28	20	21	100	49	63	30	105	289	21	11	101
5 persons	...	9	82	18	3	16	7	6	109	53	50	12	77	275	13	5	70
6 persons	...	10	69	18	1	5	10	10	82	36	32	7	44	235	5	8	63
7 persons or more	...	27	148	40	5	10	31	16	202	63	41	11	111	492	6	30	133
Median number of persons	...	...	3.1	5.0	...	2.5	4.3	2.5	4.9	4.1	4.1	2.6	3.0	4.6	2.8	...	2.7
<b>PERSONS PER ROOM</b>																	
1.00 or less	5	40	642	17	7	94	42	110	158	135	39	89	474	572	83	41	644
1.01 to 1.50	...	15	155	13	...	21	15	21	112	65	37	27	127	317	26	16	113
1.51 or more	...	43	255	93	11	29	47	24	406	131	215	59	182	1,007	26	31	177
Not reported	...	...	9	10	1	...	1	7	18	10	3	4	15	38	1	3	39
<b>CONTRACT MONTHLY RENT</b>																	
Renter-occupied units																	
Less than \$10	...	1	81	...	...	20	7	17	43	6	5	...	84	178	11	6	97
\$10 to \$14	...	4	67	21	...	3	5	8	10	1	2	43	110	2	5	43	...
\$15 to \$19	...	4	22	16	...	1	...	2	6	2	...	17	56	...	2	4	...
\$20 to \$29	...	5	33	13	1	...	...	1	7	58	26	10	26	5	...	2	...
\$30 to \$39	...	2	8	1	...	1	...	3	1	36	26	2	12	...	...	...	...
\$40 to \$49	...	...	4	...	...	...	...	1	1	4	11	...	16	34	...	...	...
\$50 to \$74	...	1	2	2	...	...	...	1	...	3	5	...	25	50	...	...	...
\$75 or more	...	...	1	...	...	...	...	...	...	1	1	...	8	1	...	...	...
Rent free	5	17	223	97	15	21	60	41	113	80	11	9	250	399	12	15	77
Not reported	...	...	30	5	...	2	11	6	8	4	2	...	62	22	1	4	58
Median rent	...	...	11.59	16.22	...	...	...	...	6.36	14.25	27.73	...	8.79	11.20	49.35	...	7.03
<b>GROSS MONTHLY RENT</b>																	
Renter-occupied units																	
Less than \$10	...	...	37	...	...	11	6	12	18	1	4	...	25	105	9	2	28
\$10 to \$14	...	3	48	15	...	6	4	8	29	10	6	5	43	113	2	5	54
\$15 to \$19	...	1	45	11	...	2	...	...	4	5	33	8	36	79	1	3	47
\$20 to \$29	...	5	57	8	...	1	...	...	3	8	45	28	28	55	3	3	10
\$30 to \$39	...	3	14	1	...	4	...	...	2	2	14	21	6	12	3	...	3
\$40 to \$49	...	1	8	2	...	...	...	...	1	...	3	4	1	20	33	...	...
\$50 to \$74	...	1	5	...	...	...	...	...	2	1	1	3	...	24	50	...	...
\$75 or more	...	...	1	...	...	...	...	...	...	...	1	...	...	7	1	...	...
Rent free or not reported	5	20	256	78	16	24	71	49	121	88	16	11	329	437	14	19	139
Median rent	...	...	17.00	16.09	...	...	...	...	11.48	17.00	21.25	...	14.71	14.04	49.50	...	13.48
<b>VALUE OF ONE-DWELLING-UNIT STRUCTURES</b>																	
Owner-occupied units <sup>1</sup>																	
Less than \$2,000	...	21	184	4	...	64	15	55	441	141	92	46	219	396	5	42	470
\$2,000 to \$2,999	...	13	69	...	...	13	3	1	14	16	9	10	23	117	...	6	63
\$3,000 to \$3,999	...	6	89	1	...	2	...	4	6	11	1	4	11	87	2	...	20
\$4,000 to \$4,999	...	3	27	...	...	1	...	...	2	1	1	6	4	36	...	...	5
\$5,000 to \$9,999	...	7	126	...	...	...	1	...	...	...	1	6	4	112	1	2	12
\$10,000 or more	...	1	10	...	...	...	1	...	3	2	...	...	1	35	...	2	5
Not reported	...	10	38	9	3	7	4	30	12	37	1	2	45	65	1	4	100
Median value	...	...	2,943	...	...	...	...	...	1,007	1,163	1,080	...	1,146	1,927	...	...	1,173

<sup>1</sup> Restricted to 1-dwelling-unit properties.

HOUSING—GENERAL CHARACTERISTICS

Table 31a.—CHARACTERISTICS OF RURAL-NONFARM DWELLING UNITS OCCUPIED BY WHITE PERSONS WITH SPANISH SURNAME, OR BY NONWHITE PERSONS, FOR SELECTED COUNTIES: 1950—Con.

[Counties shown are those with 250 or more Spanish-surname households, or 250 or more nonwhite households]

Subject	Fannin	Fayette	Fort Bend		Free-stone	Frio	Galveston		Goliad	Gonzales		Gray-son	Gregg	Grimes	Guadalupe		Hale
	Non-white	Non-white	Spanish white	Non-white	Non-white	Spanish white	Spanish white	Non-white	Spanish white	Spanish white	Non-white	Non-white	Non-white	Non-white	Spanish white	Non-white	Non-white
Total dwelling units	400	524	378	1,034	489	442	84	283	254	385	287	324	872	440	359	224	14
<b>WATER SUPPLY</b>																	
Hot and cold piped running water inside structure	8	9	15	40	15	19	20	36	12	4	5	8	39	9	13	7	1
Only cold piped running water inside structure	67	87	62	166	70	109	26	46	40	96	50	88	67	38	73	31	4
Piped running water outside structure	69	21	165	245	64	146	4	8	96	155	91	24	38	43	176	101	3
No piped running water	252	405	119	520	339	164	34	193	101	127	140	202	720	345	95	83	5
Not reported	4	2	17	63	1	4	...	...	5	3	1	2	8	5	2	2	1
<b>TOILET FACILITIES</b>																	
Flush toilet inside structure, exclusive use	18	19	22	73	27	21	23	53	16	28	15	15	42	14	27	9	3
Flush toilet inside structure, shared	...	...	1	...	...	...	...	...	2	...	...	...	1	...	1	...	...
Other toilet facilities (including privy)	337	335	313	867	435	408	60	230	223	344	258	302	782	377	322	207	10
No toilet	42	165	26	48	26	9	1	...	7	11	13	5	38	45	7	7	...
Not reported	3	5	16	46	1	4	...	...	6	2	1	2	9	4	1	1	1
<b>CONDITION AND PLUMBING FACILITIES</b>																	
Not dilapidated:																	
With priv. toilet and bath, and hot running water	6	9	11	29	12	15	18	26	9	2	3	5	29	7	11	5	1
With private toilet and bath, and only cold water	5	5	3	13	7	7	4	13	6	9	5	5	4	1	10	2	1
With running water, lacking private toilet or bath	32	68	31	68	36	77	20	30	18	55	25	42	41	25	57	16	2
No running water	134	191	186	293	205	103	30	100	56	123	55	68	338	179	162	71	5
Dilapidated:																	
With priv. toilet and bath, and hot running water	1	...	...	5	1	...	1	3	1	1	1	...	1	...	...	...	...
Lacking hot water, private toilet or bath	214	243	93	508	217	228	11	105	153	188	191	196	418	211	122	125	4
Condition or plumbing facilities not reported	8	8	54	118	11	14	...	6	11	7	7	8	41	17	7	5	1
<b>NUMBER OF PERSONS</b>																	
1 person	89	102	16	197	104	28	4	46	15	17	62	63	106	93	9	35	2
2 persons	129	150	47	307	129	54	12	75	41	51	84	101	232	135	44	74	7
3 persons	63	70	54	203	70	56	8	48	41	60	37	45	171	61	48	34	1
4 persons	39	60	66	113	51	86	15	31	32	59	33	43	111	39	66	18	3
5 persons	25	47	47	92	48	64	15	27	35	45	21	19	78	40	49	14	1
6 persons	21	35	50	47	31	52	7	26	29	55	14	25	59	27	44	16	...
7 persons or more	34	60	98	75	56	102	23	30	61	98	36	28	115	45	99	33	...
Median number of persons	2.4	2.6	4.6	2.6	2.7	4.5	...	2.9	4.4	4.6	2.5	2.5	3.1	2.4	4.8	2.6	...
<b>PERSONS PER ROOM</b>																	
1.00 or less	287	358	114	686	329	136	34	194	118	104	193	223	588	321	95	140	6
1.01 to 1.50	43	48	64	122	59	70	14	35	42	73	37	45	110	51	73	37	1
1.51 or more	61	106	176	172	95	223	35	53	85	199	46	52	160	62	188	46	7
Not reported	9	12	24	54	6	13	1	1	9	9	6	4	14	6	3	1	...
<b>CONTRACT MONTHLY RENT</b>																	
Renter-occupied units																	
Less than \$10.	103	113	51	168	85	44	2	9	35	28	32	39	60	64	36	17	...
\$10 to \$14	3	9	87	174	22	11	1	15	24	56	26	30	39	13	24	16	...
\$15 to \$19	1	1	45	53	5	1	2	10	1	4	3	18	12	...	2	5	3
\$20 to \$29	2	1	24	28	5	1	3	14	1	2	...	12	9	4	1	3	2
\$30 to \$39	...	...	...	3	...	...	3	3	2	...	...	1	2	...	2	1	...
\$40 to \$49	1	...	3	1	...	...	2	2	...	...	...	...	...	1	1	...	...
\$50 to \$74	...	...	3	...	...	...	1	...	1	...	...	...	2	...	1	...	...
\$75 or more	1	...	1	...	...	...	...	1	...	...	...	...	1	...	1	...	...
Rent free	57	47	71	177	72	84	35	40	62	91	69	37	110	141	49	17	3
Not reported	12	53	21	51	32	12	1	4	17	5	5	5	14	20	14	8	4
Median rent	4.89	4.99	12.72	10.82	6.38	5.98	...	...	8.64	11.02	9.03	11.33	9.82	5.91	10.13	...	...
<b>GROSS MONTHLY RENT</b>																	
Renter-occupied units																	
Less than \$10.	53	79	5	47	42	13	...	4	24	16	18	27	33	51	25	8	...
\$10 to \$14	39	27	39	106	38	14	2	11	17	22	21	29	42	14	21	12	1
\$15 to \$19	13	8	55	96	14	15	...	16	15	36	14	18	17	6	16	10	1
\$20 to \$29	2	3	76	93	17	12	5	16	4	10	7	18	18	4	11	10	2
\$30 to \$39	1	...	12	11	3	1	5	2	1	2	...	6	6	...	2	2	1
\$40 to \$49	1	...	2	5	...	...	1	3	1	...	...	...	1	...	2	1	...
\$50 to \$74	...	...	2	1	...	...	1	1	2	...	...	...	2	...	...	...	...
\$75 or more	1	...	2	1	...	...	...	1	...	...	...	...	1	...	1	...	...
Rent free or not reported	70	107	113	296	107	98	38	44	79	100	75	44	129	168	63	24	7
Median rent	9.76	6.90	19.27	15.91	11.47	14.67	...	...	11.85	15.19	12.36	13.29	12.71	6.85	12.83	...	...
<b>VALUE OF ONE-DWELLING-UNIT STRUCTURES</b>																	
Owner-occupied units <sup>1</sup>																	
Less than \$2,000	166	170	29	215	139	221	9	68	73	123	92	121	427	96	114	81	...
\$2,000 to \$2,999	17	24	5	33	22	12	3	16	9	24	20	30	73	14	47	26	...
\$3,000 to \$3,999	7	17	3	19	10	1	5	26	3	10	2	10	22	4	22	9	...
\$4,000 to \$4,999	1	8	...	3	3	4	1	17	3	4	1	3	16	...	4	3	...
\$5,000 to \$9,999	...	6	1	8	1	8	5	13	2	3	1	5	14	3	5	3	...
\$10,000 or more	1	...	3	7	1	1	3	2	1	...	...	1	2	1	1	1	...
Not reported	17	67	22	78	78	9	3	20	8	12	30	9	34	72	9	27	...
Median value	1,107	1,273	...	1,275	1,216	1,068	...	2,138	...	1,283	1,211	1,355	1,247	1,179	1,643	1,468	...

<sup>1</sup> Restricted to 1-dwelling-unit properties.

Table 31a.—CHARACTERISTICS OF RURAL-NONFARM DWELLING UNITS OCCUPIED BY WHITE PERSONS WITH SPANISH SURNAME, OR BY NONWHITE PERSONS, FOR SELECTED COUNTIES: 1950—Con.

[Counties shown are those with 250 or more Spanish-surname households, or 250 or more nonwhite households]

Subject	Hall	Hardin	Harris		Harris-	Has-	Hays		Hen-	Hidalgo		Hill	Hook-	Hop-	Hous-	Howard		
	Non-white	Non-white	Spanish white	Non-white	son Non-white	skell Non-white	Spanish white	Non-white	Non-white	Spanish white	Non-white	Non-white	Non-white	Non-white	Non-white	Non-white	Spanish white	Non-white
Total dwelling units	7	597	327	2,609	1,180	72	245	71	327	5,328	55	495	62	26	410	69	16	
<b>WATER SUPPLY</b>																		
Hot and cold piped running water inside structure	...	18	81	408	17	2	17	...	7	368	7	9	4	...	6	3	...	
Only cold piped running water inside structure	...	58	78	447	49	4	57	13	59	515	4	93	13	...	29	24	1	
Piped running water outside structure	4	266	51	222	41	39	98	20	32	1,918	5	185	2	1	53	3	...	
No piped running water	3	231	115	1,487	966	25	71	37	225	2,475	38	201	43	25	316	34	2	
Not reported	...	24	2	45	27	2	2	1	4	52	1	7	...	...	6	5	13	
<b>TOILET FACILITIES</b>																		
Flush toilet inside structure, exclusive use	...	24	96	555	14	2	20	2	10	444	8	18	4	...	10	3	1	
Flush toilet inside structure, shared	...	...	...	6	...	...	...	...	...	31	...	1	...	...	...	...	...	
Other toilet facilities (including privy)	7	549	201	1,942	973	66	214	67	297	4,493	33	461	57	23	366	53	1	
No toilet	...	21	26	69	97	2	10	1	18	304	13	9	1	3	29	8	1	
Not reported	...	3	4	37	16	2	1	1	2	56	1	6	...	...	5	5	13	
<b>CONDITION AND PLUMBING FACILITIES</b>																		
Not dilapidated:																		
With priv. toilet and bath, and hot running water	...	15	75	372	4	2	11	...	6	306	5	4	3	...	5	2	...	
With private toilet and bath, and only cold water	...	2	12	130	2	...	5	2	2	81	2	9	...	...	3	1	...	
With running water, lacking private toilet or bath	...	25	51	244	39	4	37	9	44	334	3	69	8	...	21	23	...	
No running water	2	188	94	838	402	27	68	28	161	1,803	15	183	15	10	196	14	...	
Dilapidated:																		
With priv. toilet and bath, and hot running water	...	2	...	8	1	...	1	...	...	12	...	...	1	...	...	...	...	
Lacking hot water, private toilet or bath	5	329	77	900	577	37	118	30	97	2,655	28	213	34	15	169	24	3	
Condition or plumbing facilities not reported	...	36	18	117	75	2	5	2	17	137	2	17	1	1	16	5	13	
<b>NUMBER OF PERSONS</b>																		
1 person	3	116	12	338	156	19	10	16	59	292	5	105	6	5	77	1	...	
2 persons	...	158	50	849	245	26	35	18	82	696	17	143	15	6	112	6	8	
3 persons	...	106	52	428	201	8	42	12	57	783	5	69	12	4	61	14	1	
4 persons	...	66	60	300	147	6	37	9	34	828	5	42	10	5	41	4	1	
5 persons	1	49	44	215	103	3	38	6	29	693	7	48	13	2	38	8	2	
6 persons	1	32	33	171	89	3	22	3	26	587	3	24	1	...	20	7	...	
7 persons or more	2	70	76	308	159	7	61	7	40	1,449	13	64	5	4	61	29	4	
Median number of persons	...	2.7	4.3	2.8	3.2	...	4.5	...	2.9	4.6	...	2.5	...	...	2.8	...	...	
<b>PERSONS PER ROOM</b>																		
1.00 or less	3	273	139	1,799	653	31	75	52	218	1,186	16	323	16	12	265	10	7	
1.01 to 1.50	...	151	53	339	176	5	47	7	45	638	4	64	17	8	61	10	...	
1.51 or more	4	166	122	397	239	31	122	11	58	3,386	32	94	28	6	72	44	2	
Not reported	...	7	13	74	32	5	1	1	6	118	3	14	1	...	12	5	7	
<b>CONTRACT MONTHLY RENT</b>																		
Renter-occupied units																		
Less than \$10	...	203	26	105	229	6	27	10	42	257	1	62	1	1	70	2	...	
\$10 to \$14	...	54	10	103	41	3	10	3	5	195	2	16	8	3	13	2	1	
\$15 to \$19	...	5	7	49	2	...	6	1	...	50	1	1	1	1	7	1	1	
\$20 to \$29	...	7	13	102	1	...	3	...	...	51	...	1	1	...	4	1	...	
\$30 to \$39	...	2	12	55	1	...	1	...	1	28	1	...	...	...	...	1	...	
\$40 to \$49	...	1	2	15	...	...	...	...	...	12	...	...	...	...	...	...	...	
\$50 to \$74	...	...	7	10	...	...	...	...	...	19	...	...	...	...	...	...	...	
\$75 or more	...	1	...	3	2	...	...	...	...	...	...	1	...	...	...	...	...	
Rent free	3	60	76	292	229	47	33	6	38	1,841	35	75	17	9	102	32	1	
Not reported	3	2	24	51	115	3	1	3	11	64	...	28	4	5	25	4	10	
Median rent	...	6.22	16.29	15.83	5.53	...	...	...	...	10.76	...	6.03	...	...	6.21	...	...	
<b>GROSS MONTHLY RENT</b>																		
Renter-occupied units																		
Less than \$10	...	106	20	72	187	4	18	7	18	170	1	6	1	...	39	1	...	
\$10 to \$14	...	91	13	86	58	2	12	6	20	178	...	31	5	1	22	1	1	
\$15 to \$19	...	43	6	81	18	1	6	...	6	96	3	21	4	2	13	1	...	
\$20 to \$29	...	21	19	102	17	2	9	...	...	61	1	15	1	...	19	1	1	
\$30 to \$39	...	6	5	45	4	...	...	...	2	27	...	3	...	...	...	2	...	
\$40 to \$49	...	3	5	19	...	...	1	...	1	19	...	...	...	...	...	...	...	
\$50 to \$74	...	...	7	10	...	...	...	...	...	21	...	...	...	...	...	...	...	
\$75 or more	...	1	...	3	2	...	...	...	...	...	...	1	...	...	...	...	...	
Rent free or not reported	5	64	102	367	334	50	35	10	50	1,945	35	107	21	16	128	37	11	
Median rent	...	11.12	18.25	17.65	7.15	...	...	...	...	12.76	...	14.86	...	...	11.20	...	...	
<b>VALUE OF ONE-DWELLING-UNIT STRUCTURES</b>																		
Owner-occupied units <sup>1</sup>																		
Less than \$2,000	...	166	29	601	195	9	111	34	124	1,908	3	209	22	5	75	20	...	
\$2,000 to \$2,999	...	27	17	314	47	...	15	6	26	143	1	20	2	...	15	...	...	
\$3,000 to \$3,999	...	5	19	237	24	...	7	1	9	74	...	7	1	...	...	...	...	
\$4,000 to \$4,999	...	3	10	128	5	...	3	2	2	30	...	2	...	...	...	...	...	
\$5,000 to \$9,999	...	3	36	201	10	...	5	2	2	84	...	2	...	...	...	...	...	
\$10,000 or more	...	18	4	26	16	...	3	...	...	36	1	5	...	...	...	...	...	
Not reported	...	14	26	196	163	3	3	2	37	184	...	51	1	2	92	2	3	
Median value	...	1,299	3,555	2,436	1,473	...	1,247	...	1,264	1,142	...	1,122	...	...	1,177	...	...	

<sup>1</sup> Restricted to 1-dwelling-unit properties.

HOUSING—GENERAL CHARACTERISTICS

Table 31a.—CHARACTERISTICS OF RURAL-NONFARM DWELLING UNITS OCCUPIED BY WHITE PERSONS WITH SPANISH SURNAME, OR BY NONWHITE PERSONS, FOR SELECTED COUNTIES: 1950—Con.

[Counties shown are those with 250 or more Spanish-surname households, or 250 or more nonwhite households]

Subject	Hud- speth	Hunt	Jackson		Jas- per	Jefferson		Jim Hogg	Jim Wells	John- son	Jones	Karnes	Kauf- man	Kerr	Kinney	Kleberg	
	Spanish white	Non- white	Spanish white	Non- white	Non- white	Spanish white	Non- white	Spanish white	Spanish white	Non- white	Non- white	Spanish white	Non- white	Spanish white	Spanish white	Spanish white	Non- white
Total dwelling units	184	356	103	129	411	44	423	43	482	143	15	211	358	19	292	215	...
<b>WATER SUPPLY</b>																	
Hot and cold piped running water inside structure	34	9	12	1	15	21	19	6	29	7	...	12	6	6	36	22	...
Only cold piped running water inside structure	47	56	22	16	109	13	76	24	83	33	2	45	36	8	176	67	...
Piped running water outside structure	49	79	21	35	42	1	58	3	203	48	1	66	109	4	67	103	...
No piped running water	54	211	47	73	245	9	268	10	165	55	12	86	197	1	13	21	...
Not reported	...	1	1	4	...	...	2	...	2	...	...	2	10	...	...	2	...
<b>TOILET FACILITIES</b>																	
Flush toilet inside structure, exclusive use	33	10	22	6	15	24	29	3	32	9	...	16	7	11	86	17	...
Flush toilet inside structure, shared	...	...	1	...	...	...	...	...	...	2	...	1	...	...	...	1	...
Other toilet facilities (including privy)	141	328	72	110	357	17	367	40	447	125	15	166	326	7	201	186	...
No toilet	9	17	7	9	38	3	25	...	1	5	...	26	16	1	5	7	...
Not reported	1	1	1	4	1	...	2	...	2	2	...	2	9	...	...	4	...
<b>CONDITION AND PLUMBING FACILITIES</b>																	
Not dilapidated:																	
With priv. toilet and bath, and hot running water	28	5	11	1	8	20	16	2	22	3	...	10	4	6	32	10	...
With private toilet and bath, and only cold water	...	1	1	1	1	3	9	1	6	1	...	3	1	4	38	4	...
With running water, lacking private toilet or bath	42	41	13	12	40	8	54	27	70	13	1	21	24	2	101	49	...
No running water	56	156	40	73	148	8	196	13	234	15	9	35	178	3	46	65	...
Dilapidated:																	
With priv. toilet and bath, and hot running water	...	1	...	...	...	...	...	...	1	...	...	...	...	...	2	1	...
Lacking hot water, private toilet or bath	54	147	35	34	211	4	142	...	139	106	5	139	132	4	63	73	...
Condition or plumbing facilities not reported	4	5	2	8	3	1	6	...	10	5	...	3	19	...	10	13	...
<b>NUMBER OF PERSONS</b>																	
1 person	9	57	3	19	55	3	46	5	14	29	1	17	62	...	34	7	...
2 persons	20	86	9	35	110	5	105	5	65	29	6	25	114	6	55	28	...
3 persons	28	56	13	18	74	13	75	8	80	25	1	29	48	2	44	33	...
4 persons	28	48	20	20	63	12	66	9	79	23	2	26	39	4	41	35	...
5 persons	22	39	19	18	34	4	31	4	57	10	2	26	33	2	37	32	...
6 persons	13	18	2	7	26	3	30	6	59	12	...	24	19	...	33	26	...
7 persons or more	64	58	37	12	49	4	70	6	128	15	3	64	43	5	48	54	...
Median number of persons	4.8	3.1	4.8	3.1	3.0	...	3.3	...	4.6	3.0	...	4.8	2.6	...	3.8	4.6	...
<b>PERSONS PER ROOM</b>																	
1.00 or less	56	219	28	81	293	28	261	24	131	89	6	72	228	11	153	66	...
1.01 to 1.50	30	49	16	19	51	10	65	2	84	25	4	28	37	3	52	38	...
1.51 or more	93	83	52	19	66	6	90	17	254	25	5	103	82	5	86	106	...
Not reported	5	5	7	10	1	...	7	...	13	4	...	8	11	...	1	5	...
<b>CONTRACT MONTHLY RENT</b>																	
Renter-occupied units																	
Less than \$10	13	85	12	4	160	...	51	1	16	18	...	18	61	...	20	7	...
\$10 to \$14	7	29	6	5	11	...	13	...	18	8	...	13	29	...	29	5	...
\$15 to \$19	2	8	6	1	2	...	7	...	5	1	...	1	2	2	7	2	...
\$20 to \$29	1	5	6	...	...	1	10	...	5	1	...	1	2	1	4	8	...
\$30 to \$39	2	...	...	...	1	...	2	...	1	1	...	1	...	1	1	1	...
\$40 to \$49	...	...	...	...	1	...	...	...	1	...	...	1	...	...	...	1	...
\$50 to \$74	1	...	...	...	...	...	...	...	2	...	...	1	...	...	...	1	...
\$75 or more	...	...	...	...	...	...	...	...	...	...	...	...	...	...	...	...	...
Rent free	49	37	19	13	33	8	108	9	153	15	13	57	82	7	28	23	...
Not reported	4	4	14	11	4	2	14	...	10	4	...	14	12	...	1	4	...
Median rent...dollars	...	7.03	...	...	4.97	...	7.64	...	11.72	...	...	9.50	7.20	...	...	...	...
<b>GROSS MONTHLY RENT</b>																	
Renter-occupied units																	
Less than \$10	7	30	6	3	110	...	44	1	6	10	...	13	28	...	9	3	...
\$10 to \$14	3	31	10	2	46	...	19	...	19	10	...	9	30	...	6	7	...
\$15 to \$19	5	31	5	4	10	...	2	...	8	4	...	7	25	2	23	2	...
\$20 to \$29	9	29	6	1	3	...	15	...	8	5	...	...	10	1	15	10	...
\$30 to \$39	1	6	2	...	2	...	5	...	3	...	...	...	1	...	5	1	...
\$40 to \$49	...	1	1	...	1	...	...	...	...	...	...	1	...	...	...	1	...
\$50 to \$74	...	...	...	...	...	...	...	...	3	...	...	2	...	...	...	1	...
\$75 or more	...	...	...	...	...	...	1	...	...	...	...	...	...	...	...	...	...
Rent free or not reported	54	41	34	24	40	8	119	9	164	19	13	75	95	7	32	27	...
Median rent...dollars	...	14.98	...	...	7.32	...	9.27	...	14.11	...	...	11.17	12.58	...	...	...	...
<b>VALUE OF ONE-DWELLING-UNIT STRUCTURES</b>																	
Owner-occupied units <sup>1</sup>																	
Less than \$2,000	67	144	14	60	92	4	110	11	174	74	...	70	126	...	133	115	...
\$2,000 to \$2,999	10	19	3	3	30	2	40	5	28	3	...	7	9	...	18	13	...
\$3,000 to \$3,999	8	6	...	6	16	4	27	4	4	...	...	4	2	1	8	5	...
\$4,000 to \$4,999	3	4	1	...	3	4	7	1	2	...	...	...	2	3	6	6	...
\$5,000 to \$9,999	3	4	1	2	5	12	12	5	9	2	...	...	2	...	2	8	...
\$10,000 or more	1	2	6	9	1	1	...	1	2	...	...	1	...	1	1	1	...
Not reported	6	4	12	13	44	1	12	2	38	7	...	15	15	2	2	4	...
Median value...dollars	...	1,193	...	...	1,548	...	1,732	...	1,209	...	...	...	1,069	...	1,213	1,237	...

<sup>1</sup> Restricted to 1-dwelling-unit properties.

Table 31a.—CHARACTERISTICS OF RURAL-NONFARM DWELLING UNITS OCCUPIED BY WHITE PERSONS WITH SPANISH SURNAME, OR BY NONWHITE PERSONS, FOR SELECTED COUNTIES: 1950—Con.

[Counties shown are those with 250 or more Spanish-surname households, or 250 or more nonwhite households]

Subject	Lamar	Lamb	La Salle	Lavaca	Lee	Leon	Liberty	Limestone	Live Oak	Lubbock		McCulloch	McLennan		Madison	Marion	
	Non-white	Non-white	Spanish white	Non-white	Non-white	Non-white	Non-white	Non-white	Spanish white	Spanish white	Non-white	Spanish white	Spanish white	Non-white	Non-white	Non-white	
Total dwelling units	281	43	230	352	109	432	682	593	291	95	89	143	73	834	295	329	
<b>WATER SUPPLY</b>																	
Hot and cold piped running water inside structure	6	1	10	5	1	12	22	15	17	18	18	9	7	47	22	8	
Only cold piped running water inside structure	24	4	54	55	11	61	75	76	57	20	26	65	16	177	62	5	
Piped running water outside structure	42	16	86	70	4	52	24	137	95	25	21	43	9	230	34	...	
No piped running water	207	22	69	216	93	304	552	353	119	30	21	26	40	363	177	307	
Not reported	2	...	11	6	...	3	9	12	3	2	3	...	1	17	...	9	
<b>TOILET FACILITIES</b>																	
Flush toilet inside structure, exclusive use	12	1	14	18	2	13	28	23	23	19	18	15	11	56	47	8	
Flush toilet inside structure, shared	...	...	...	...	...	...	...	1	2	...	...	...	2	1	2	...	
Other toilet facilities (including privy)	243	34	197	315	88	374	631	547	243	73	64	121	58	741	231	245	
No toilet	25	8	8	13	18	42	18	9	21	...	3	7	1	17	15	72	
Not reported	1	...	11	6	1	3	5	13	2	3	4	...	1	19	...	4	
<b>CONDITION AND PLUMBING FACILITIES</b>																	
Not dilapidated:																	
With priv. toilet and bath, and hot running water	4	...	8	3	1	8	13	14	14	17	18	9	6	37	18	6	
With private toilet and bath, and only cold water	3	...	4	13	...	2	6	3	5	1	...	3	1	11	7	...	
With running water, lacking private toilet or bath	11	3	23	34	7	38	50	40	46	15	21	59	14	92	41	6	
No running water	86	19	49	170	53	157	234	200	141	37	22	60	26	238	88	142	
Dilapidated:																	
With priv. toilet and bath, and hot running water	...	1	...	...	...	2	2	1	...	...	...	...	...	...	...	...	
Lacking hot water, private toilet or bath	165	20	131	123	42	220	353	309	78	21	24	11	24	425	123	163	
Condition or plumbing facilities not reported	15	...	15	9	6	5	24	26	7	4	4	1	2	31	18	12	
<b>NUMBER OF PERSONS</b>																	
1 person	51	14	21	73	25	87	94	111	18	5	11	7	3	122	44	43	
2 persons	84	15	42	110	23	134	188	177	37	9	24	19	8	235	84	72	
3 persons	42	2	39	59	19	75	124	88	39	8	18	15	11	150	57	72	
4 persons	27	5	28	30	8	47	94	58	56	18	13	30	14	99	34	35	
5 persons	23	3	27	37	13	33	66	42	25	16	8	13	8	82	25	42	
6 persons	17	1	23	18	4	24	47	44	30	8	2	20	11	37	21	26	
7 persons or more	37	3	50	25	17	32	69	73	86	31	13	39	18	109	30	39	
Median number of persons	2.6	...	4.0	2.4	2.8	2.5	3.0	2.6	4.4	...	...	4.5	...	2.9	2.8	3.2	
<b>PERSONS PER ROOM</b>																	
1.00 or less	187	22	82	247	74	311	424	397	83	21	44	53	22	535	204	199	
1.01 to 1.50	32	3	36	37	8	51	120	80	44	16	12	18	19	109	41	63	
1.51 or more	59	18	100	56	27	62	124	101	157	54	31	72	30	170	43	59	
Not reported	3	...	12	...	...	8	14	15	7	4	2	...	2	20	7	8	
<b>CONTRACT MONTHLY RENT</b>																	
Renter-occupied units																	
Less than \$10	33	1	30	71	8	85	70	85	15	...	1	5	3	56	51	43	
\$10 to \$14	8	4	1	10	...	17	25	21	25	3	1	9	3	24	17	4	
\$15 to \$19	...	2	2	2	...	2	8	5	8	1	...	...	3	13	3	1	
\$20 to \$29	...	8	...	2	...	2	5	2	2	...	9	2	5	7	2	1	
\$30 to \$39	...	...	1	...	...	...	1	...	1	...	...	...	1	4	...	...	
\$40 to \$49	...	...	...	...	...	...	1	...	1	2	3	...	...	1	...	...	
\$50 to \$74	1	...	...	1	...	...	1	...	...	5	1	...	1	2	...	...	
\$75 or more	1	...	...	...	...	...	...	...	2	1	...	...	...	...	...	...	
Rent free	59	22	33	31	16	66	126	79	48	54	58	17	25	159	39	55	
Not reported	15	...	11	15	7	35	17	13	1	8	4	1	6	70	9	46	
Median rent—dollars	6.02	...	...	5.56	...	5.74	7.43	6.15	11.90	...	...	...	...	9.05	6.65	5.20	
<b>GROSS MONTHLY RENT</b>																	
Renter-occupied units																	
Less than \$10	12	...	18	35	7	67	51	38	7	...	1	1	2	34	14	33	
\$10 to \$14	17	4	12	24	...	27	29	35	20	2	1	4	1	23	25	10	
\$15 to \$19	7	8	1	3	...	3	10	20	15	1	...	6	6	17	10	2	
\$20 to \$29	6	3	2	4	...	3	6	14	8	1	7	3	2	20	7	3	
\$30 to \$39	...	...	...	1	...	1	3	...	1	...	...	1	3	6	2	...	
\$40 to \$49	...	...	1	...	...	...	2	...	...	1	3	1	...	4	...	1	
\$50 to \$74	1	...	...	1	...	...	1	...	2	7	2	...	1	2	...	1	
\$75 or more	1	...	...	...	...	...	...	...	1	1	...	...	...	...	...	...	
Rent free or not reported	73	22	44	64	24	106	152	98	49	62	63	18	32	230	63	100	
Median rent—dollars	12.44	...	...	9.21	...	7.04	9.50	11.71	9.50	...	...	...	...	13.63	12.50	7.08	
<b>VALUE OF ONE-DWELLING-UNIT STRUCTURES</b>																	
Owner-occupied units <sup>1</sup>																	
Less than \$2,000	119	3	107	143	51	143	318	299	138	3	2	81	8	239	95	86	
\$2,000 to \$2,999	7	...	9	20	5	22	37	33	9	4	1	6	4	31	21	7	
\$3,000 to \$3,999	3	...	6	14	2	8	16	10	4	1	1	6	1	16	14	2	
\$4,000 to \$4,999	4	...	...	2	...	3	5	2	2	1	...	1	3	19	2	2	
\$5,000 to \$9,999	1	...	...	...	2	2	8	1	3	2	...	2	1	8	7	1	
\$10,000 or more	...	...	...	1	...	...	2	2	...	6	...	...	1	1	...	...	
Not reported	20	2	18	18	17	32	18	28	10	6	4	5	161	23	73	...	
Median value—dollars	1,076	...	1,090	2,044	...	1,195	1,164	1,110	1,080	...	...	1,135	...	1,264	1,413	1,089	

<sup>1</sup> Restricted to 1-dwelling-unit properties.

HOUSING—GENERAL CHARACTERISTICS

Table 31a.—CHARACTERISTICS OF RURAL-NONFARM DWELLING UNITS OCCUPIED BY WHITE PERSONS WITH SPANISH SURNAME, OR BY NONWHITE PERSONS, FOR SELECTED COUNTIES: 1950—Con.

[Counties shown are those with 250 or more Spanish-surname households, or 250 or more nonwhite households]

Subject	Matagorda		Mayerick		Medina		Midland		Milam		Mitchell		Montgomery		Morris		Nacogdoches		Navarro		Newton		Nueces		Orange			
	Spanish white	Non-white	Spanish white	Spanish white	Spanish white	Non-white	Spanish white	Non-white	Spanish white	Non-white	Spanish white	Non-white	Non-white	Non-white	Non-white	Non-white	Non-white	Non-white	Non-white	Non-white	Non-white	Spanish white	Non-white	Non-white	Spanish white	Non-white		
Total dwelling units	59	294	404	566	11	123	87	428	54	814	417	543	556	425	633	54	124											
<b>WATER SUPPLY</b>																												
Hot and cold piped running water inside structure	12	6	18	29	4	10	2	5	3	14	17	11	5	4	39	11	7											
Only cold piped running water inside structure	10	26	100	132	1	13	15	74	9	113	67	74	57	9	242	13	43											
Piped running water outside structure	3	13	150	210	5	68	15	58	1	80	31	23	84	27	260	22	43											
No piped running water	33	247	131	193	1	31	55	290	40	595	299	427	8	407	362	92	7											
Not reported	1	2	5	2	...	1	...	1	1	12	3	8	3	23	...	1	1											
<b>TOILET FACILITIES</b>																												
Flush toilet inside structure, exclusive use	12	8	30	48	5	12	5	26	4	16	21	13	11	3	50	13	7											
Flush toilet inside structure, shared	1	...	...	2	...	...	...	...	...	...	...	...	...	...	...	...	...											
Other toilet facilities (including privy)	41	279	366	500	5	109	81	380	47	655	367	495	504	377	572	36	110											
No toilet	4	6	5	16	1	1	1	21	3	134	25	29	36	45	10	4	5											
Not reported	1	1	3	...	...	1	...	1	...	9	3	6	5	...	1	1	2											
<b>CONDITION AND PLUMBING FACILITIES</b>																												
Not dilapidated:																												
With priv. toilet and bath, and hot running water	11	5	15	26	4	10	1	4	2	10	13	8	1	2	26	9	6											
With private toilet and bath, and only cold water	...	2	13	18	...	1	1	14	1	1	5	4	2	...	13	2	1											
With running water, lacking private toilet or bath	6	15	83	80	1	6	9	45	7	28	50	60	44	7	155	9	13											
No running water	13	84	216	241	6	60	31	195	22	256	212	229	249	208	253	14	80											
Dilapidated:																												
With priv. toilet and bath, and hot running water	1	...	1	...	...	...	1	1	...	...	...	...	...	...	3	1	...											
Lacking hot water, private toilet or bath	26	181	68	184	...	45	38	161	21	495	125	224	247	181	161	17	21											
Condition or plumbing facilities not reported	2	7	8	17	...	1	6	8	1	24	12	18	13	27	22	2	3											
<b>NUMBER OF PERSONS</b>																												
1 person	5	68	21	22	1	15	6	103	4	135	49	66	108	66	30	7	5											
2 persons	11	83	47	73	...	41	12	115	7	257	97	126	156	105	73	14	48											
3 persons	8	58	60	93	6	11	14	63	9	134	75	99	83	88	71	14	14											
4 persons	10	27	50	86	2	20	10	38	4	89	67	86	62	63	94	5	18											
5 persons	12	21	56	64	2	16	15	28	6	68	48	71	52	35	74	6	15											
6 persons	4	17	38	71	...	7	11	27	9	40	28	33	38	25	78	4	10											
7 persons or more	9	20	132	157	...	13	19	54	15	91	53	62	57	43	213	4	14											
Median number of persons	...	2.5	4.9	4.6	...	3.0	...	2.5	...	2.6	3.3	3.3	2.7	3.0	5.2	...	...											
<b>PERSONS PER ROOM</b>																												
1.00 or less	26	207	123	164	5	64	35	291	16	566	247	357	384	294	200	32	69											
1.01 to 1.50	6	38	68	99	3	11	11	57	7	114	63	99	66	57	113	10	23											
1.51 or more	25	40	205	296	3	47	36	76	31	126	104	76	102	70	309	10	32											
Not reported	2	9	8	7	...	1	5	4	...	8	3	11	4	4	11	2	...											
<b>CONTRACT MONTHLY RENT</b>																												
Renter-occupied units																												
Less than \$10	35	107	129	198	8	54	26	163	44	541	233	279	241	226	424	31	57											
\$10 to \$14	3	32	35	52	5	...	5	50	3	195	136	124	95	165	18	2	25											
\$15 to \$19	1	9	19	25	...	7	3	11	...	43	34	38	28	19	16	4	2											
\$20 to \$29	2	...	6	9	...	4	1	...	1	7	7	5	3	...	9	...	1											
\$30 to \$39	...	3	2	7	...	31	1	...	...	2	10	2	2	...	5	...	6											
\$40 to \$49	...	2	3	4	...	6	...	...	...	2	1	1	...	1	3	3	1											
\$50 to \$74	...	2	3	2	...	1	...	...	...	...	...	...	...	...	1	1	...											
\$75 or more	...	...	1	...	...	1	...	...	2	...	2	...	1	3	...	4	...											
Rent free	19	48	48	77	2	4	13	84	37	172	27	62	81	35	329	14	22											
Not reported	7	12	7	22	1	...	3	17	1	118	18	45	26	6	38	7	...											
Median rent.....dollars	...	6.84	10.03	9.02	...	...	...	5.70	...	5.94	6.41	6.44	6.55	5.11	12.78	...	...											
<b>GROSS MONTHLY RENT</b>																												
Renter-occupied units																												
Less than \$10	35	107	129	198	8	54	26	163	44	541	233	279	241	226	424	31	57											
\$10 to \$14	1	18	24	34	2	1	2	31	3	171	64	43	52	92	9	1	19											
\$15 to \$19	1	9	25	29	...	7	2	16	...	47	55	66	34	50	16	...	7											
\$20 to \$29	2	3	12	11	...	5	2	10	1	11	31	32	30	16	10	2	1											
\$30 to \$39	...	2	1	8	...	28	2	1	...	7	26	9	7	2	12	4	6											
\$40 to \$49	...	1	1	8	...	6	1	...	...	3	8	2	2	...	1	2	...											
\$50 to \$74	...	2	4	1	...	2	...	...	...	...	...	...	...	...	2	1	...											
\$75 or more	...	...	1	...	...	1	...	...	...	...	...	...	...	...	3	1	...											
Rent free or not reported	30	68	55	96	6	4	17	104	39	301	49	127	111	65	370	21	22											
Median rent.....dollars	...	10.33	12.10	12.43	...	...	...	9.02	...	6.52	12.05	12.00	11.41	8.25	15.50	...	...											
<b>VALUE OF ONE-DWELLING-UNIT STRUCTURES</b>																												
Owner-occupied units <sup>1</sup>																												
Less than \$2,000	22	179	207	342	3	53	56	257	8	251	178	255	296	192	196	22	66											
\$2,000 to \$2,999	5	74	155	246	...	36	40	186	2	128	118	84	197	121	144	14	6											
\$3,000 to \$3,999	1	4	21	31	...	9	7	24	...	30	17	42	31	13	15	1	39											
\$4,000 to \$4,999	3	4	3	18	...	4	2	7	...	12	11	18	20	3	9	...	10											
\$5,000 to \$9,999	2	3	1	4	1	2	1	...	...	2	4	9	1	1	4	...	5											
\$10,000 or more	3	3	7	16	2	1	1	6	...	...	6	2	22	5	6	...	6											
Not reported	1	31	4	3	...	...	...	...	...	2	2	50																

Table 31a.—CHARACTERISTICS OF RURAL-NONFARM DWELLING UNITS OCCUPIED BY WHITE PERSONS WITH SPANISH SURNAME, OR BY NONWHITE PERSONS, FOR SELECTED COUNTIES: 1950—Con.

[Counties shown are those with 250 or more Spanish-surname households, or 250 or more nonwhite households]

Subject	Panola	Pecos	Folk	Potter		Pre-	Red	Reeves	Refugio		Rob-	Rock-	Run-	Rusk	Sabine	San Au-	San
	Non- white	Spanish white	Non- white	Spanish white	Non- white	sidio Spanish white	River Non- white	Spanish white	Spanish white	Non- white	ertson Non- white	wall Non- white	nels Spanish white	Non- white	Non- white	Non- white	Non- white
Total dwelling units	374	169	826	6	4	402	387	150	180	112	447	120	32	907	324	108	448
<b>WATER SUPPLY</b>																	
Hot and cold piped running water inside structure	12	10	16	1	4	40	3	23	34	11	5	3	...	37	4	1	2
Only cold piped running water inside structure	13	68	78	2	...	83	17	35	87	37	40	25	5	43	16	4	13
Piped running water outside structure	7	25	182	2	...	38	29	25	38	44	119	54	6	14	177	...	12
No piped running water	338	66	540	1	...	237	336	67	21	19	279	34	21	805	125	103	414
Not reported	4	...	10	...	...	4	2	...	...	1	4	4	...	8	2	...	7
<b>TOILET FACILITIES</b>																	
Flush toilet inside structure, exclusive use	11	19	27	1	4	55	7	29	55	25	11	16	...	33	3	1	5
Flush toilet inside structure, shared	...	...	1	...	...	...	...	...	...	...	...	2	...	3	...	...	...
Other toilet facilities (including privy)	328	144	645	5	...	302	350	118	120	82	412	99	32	810	298	91	332
No toilet	33	5	145	...	...	42	28	3	5	3	18	...	...	54	21	16	105
Not reported	2	1	8	...	...	3	2	...	...	2	6	3	...	7	2	...	6
<b>CONDITION AND PLUMBING FACILITIES</b>																	
Not dilapidated:																	
With priv. toilet and bath, and hot running water	10	8	8	1	4	27	...	17	27	10	4	2	...	25	3	...	2
With private toilet and bath, and only cold water	...	9	7	...	...	12	...	5	19	4	5	3	...	2	...	1	1
With running water, lacking private toilet or bath	10	41	53	2	...	51	9	18	49	17	29	10	5	31	13	1	6
No running water	174	51	403	3	...	105	144	21	25	17	197	44	17	335	205	53	175
Dilapidated:																	
With priv. toilet and bath, and hot running water	...	1	...	...	...	3	...	3	...	...	...	...	...	...	...	...	...
Lacking hot water, private toilet or bath	170	52	331	...	...	189	222	81	55	61	194	43	10	490	98	50	243
Condition or plumbing facilities not reported	10	7	24	...	...	15	12	5	5	3	18	18	...	24	5	3	21
<b>NUMBER OF PERSONS</b>																	
1 person	68	6	124	1	2	29	80	7	5	16	78	21	1	112	29	15	82
2 persons	93	15	218	2	1	58	103	21	28	27	121	40	4	216	84	23	131
3 persons	51	28	140	2	...	62	67	17	30	23	75	21	3	190	61	16	66
4 persons	38	28	89	1	...	55	44	27	26	14	45	9	2	116	57	13	43
5 persons	43	25	78	...	1	54	37	25	22	12	34	8	7	99	37	8	31
6 persons	34	21	44	...	...	45	21	18	18	10	28	6	4	61	24	16	40
7 persons or more	47	46	133	...	...	89	35	35	51	10	66	15	11	113	32	17	55
Median number of persons	3.0	4.8	3.0	...	...	4.3	2.7	4.6	4.5	3.1	2.8	2.5	...	3.2	3.3	3.5	2.7
<b>PERSONS PER ROOM</b>																	
1.00 or less	138	41	552	4	3	133	263	44	69	67	293	76	7	546	219	63	224
1.01 to 1.50	114	29	124	...	1	84	66	37	34	17	64	12	3	154	55	20	124
1.51 or more	118	95	133	2	...	177	49	68	76	26	77	27	22	182	46	19	87
Not reported	4	4	17	...	...	8	9	1	1	2	13	5	...	25	4	6	13
<b>CONTRACT MONTHLY RENT</b>																	
Renter-occupied units																	
Less than \$10	84	9	222	...	...	46	73	6	7	4	57	17	3	147	194	26	42
\$10 to \$14	10	5	33	...	...	6	13	8	16	7	8	4	4	38	30	2	6
\$15 to \$19	3	...	8	...	...	4	2	2	9	2	...	6	...	8	5	1	6
\$20 to \$29	5	2	9	...	...	6	...	6	5	1	...	4	...	1	2	2	1
\$30 to \$39	2	1	...	...	...	2	...	3	1	...	...	1	...	...	1	...	...
\$40 to \$49	1	...	1	...	...	1	...	1	...	1	...	...	...	...	...	...	...
\$50 to \$74	...	...	...	...	1	...	...	...	...	1	...	...	...	...	1	...	...
\$75 or more	...	...	2	...	...	...	...	...	...	...	...	...	...	...	...	...	...
Rent free	98	49	134	...	3	104	46	34	46	39	125	28	4	172	30	25	102
Not reported	26	2	38	4	...	4	16	...	2	1	23	4	...	40	17	7	18
Median rent	5.75	...	5.69	...	...	6.46	5.60	...	...	...	5.28	...	...	6.10	5.51	...	6.17
<b>GROSS MONTHLY RENT</b>																	
Renter-occupied units																	
Less than \$10	73	4	172	...	...	24	26	5	4	3	21	11	1	106	35	24	35
\$10 to \$14	18	7	64	...	...	15	32	7	4	1	29	7	5	40	84	2	11
\$15 to \$19	6	3	16	...	...	5	25	4	9	7	9	6	1	24	80	2	7
\$20 to \$29	5	1	12	...	...	8	4	4	15	2	1	4	...	9	25	3	1
\$30 to \$39	1	1	...	...	...	2	...	4	4	1	...	3	...	2	2	...	1
\$40 to \$49	2	1	...	...	...	1	1	1	...	1	...	...	...	...	...	...	...
\$50 to \$74	...	...	...	...	1	...	...	...	1	...	1	...	...	...	1	...	...
\$75 or more	...	...	2	...	...	...	...	...	...	...	...	...	...	...	...	...	...
Rent free or not reported	124	51	180	4	3	116	63	34	50	40	153	33	4	224	53	32	121
Median rent	6.69	...	7.26	...	...	10.83	12.31	...	...	...	11.14	...	...	8.08	14.17	...	7.36
<b>VALUE OF ONE-DWELLING-UNIT STRUCTURES</b>																	
Owner-occupied units <sup>1</sup>																	
Less than \$2,000	140	93	361	2	...	184	233	77	81	54	230	53	21	480	43	44	265
\$2,000 to \$2,999	98	80	156	...	...	133	153	61	47	45	142	37	16	337	11	25	83
\$3,000 to \$3,999	8	8	58	...	...	11	26	7	14	5	17	7	1	30	1	4	20
\$4,000 to \$4,999	5	2	20	...	...	13	5	1	11	1	9	1	1	4	1	2	2
\$5,000 to \$9,999	2	...	5	...	...	8	2	...	3	1	3	3	...	4	...	1	2
\$10,000 or more	5	1	10	...	...	7	2	4	4	1	4	3	2	8	1	1	2
Not reported	...	...	3	...	...	2	2	...	...	...	...	...	...	1	...	...	1
Median value	1,154	...	1,565	...	...	1,258	1,192	...	...	...	1,182	...	...	1,089	...	...	1,275

<sup>1</sup> Restricted to 1-dwelling-unit properties.

HOUSING—GENERAL CHARACTERISTICS

Table 31a.—CHARACTERISTICS OF RURAL-NONFARM DWELLING UNITS OCCUPIED BY WHITE PERSONS WITH SPANISH SURNAME, OR BY NONWHITE PERSONS, FOR SELECTED COUNTIES: 1950—Con.

(Counties shown are those with 250 or more Spanish-surname households, or 250 or more nonwhite households)

Subject	San Pa-	Shel-	Smith	Starr	Sutton	Tarrant		Taylor		Ter-	Titus	Tom Green		Travis		Trini-	Tyler	
	tricio	by	Non-	Spanish	Spanish	Spanish	Non-	Spanish	Non-	rell	Non-	Spanish	Non-	Spanish	Non-	ty	Non-	
	Spanish	Non-	white	white	white	white	white	white	white	Spanish	white	white	white	white	white	Non-	white	
Total dwelling units	1,512	504	1,185	1,270	95	31	198	112	100	302	175	45	1	341	536	636	412	
<b>WATER SUPPLY</b>																		
Hot and cold piped running water inside structure	80	16	33	112	6	6	22	1	4	49	7	1	...	15	14	17	23	
Only cold piped running water inside structure	325	23	53	292	23	17	29	8	8	157	13	11	...	76	80	85	37	
Piped running water outside structure	754	16	17	160	63	1	40	9	1	76	22	2	...	101	129	86	91	
No piped running water	328	444	1,072	693	3	5	102	92	85	20	133	31	...	140	311	445	258	
Not reported	15	5	10	13	...	2	5	2	2	...	...	...	...	9	2	3	3	
<b>TOILET FACILITIES</b>																		
Flush toilet inside structure, exclusive use	89	18	37	141	10	7	33	...	5	56	7	1	...	28	33	31	37	
Flush toilet inside structure, shared	...	2	1	...	...	...	...	1	...	...	...	...	...	...	...	...	2	
Other toilet facilities (including privy)	1,389	297	1,075	1,085	84	22	156	106	88	243	164	42	...	287	476	316	331	
No toilet	21	181	61	31	1	...	4	3	6	3	4	2	...	16	23	287	40	
Not reported	13	6	11	13	...	2	5	2	1	...	...	...	...	10	4	2	2	
<b>CONDITION AND PLUMBING FACILITIES</b>																		
Not dilapidated:																		
With priv. toilet and bath, and hot running water	47	10	27	100	6	6	22	...	3	33	5	1	...	11	11	14	18	
With private toilet and bath, and only cold water	12	3	4	31	2	1	9	...	1	12	1	...	...	7	13	6	6	
With running water, lacking private toilet or bath	261	12	36	258	9	13	18	6	6	111	10	7	...	46	55	56	14	
No running water	651	147	684	794	18	4	88	67	56	36	119	21	...	123	195	258	146	
Dilapidated:																		
With priv. toilet and bath, and hot running water	3	1	...	2	...	...	...	...	...	1	...	...	...	1	...	...	1	
Lacking hot water, private toilet or bath	510	320	394	63	58	1	53	33	31	108	36	16	...	135	245	293	214	
Condition or plumbing facilities not reported	28	11	40	22	2	6	8	6	3	1	4	...	...	18	17	9	13	
<b>NUMBER OF PERSONS</b>																		
1 person	57	86	146	67	3	4	27	8	17	22	19	2	...	17	66	133	64	
2 persons	156	121	322	208	10	3	62	16	33	40	49	10	...	33	137	199	117	
3 persons	227	84	194	191	20	7	26	20	16	41	37	6	...	35	80	119	59	
4 persons	234	68	170	215	11	4	33	17	8	45	22	8	...	57	58	64	49	
5 persons	232	54	117	157	16	2	15	14	14	52	15	6	...	45	66	47	31	
6 persons	178	27	79	129	8	3	10	12	4	29	12	5	...	45	34	25	30	
7 persons or more	428	64	157	302	27	8	25	25	8	73	21	8	...	109	95	49	62	
Median number of persons	4.9	3.0	3.1	4.3	...	...	2.9	4.2	2.5	4.6	3.0	...	...	5.1	3.3	2.4	2.9	
<b>PERSONS PER ROOM</b>																		
1.00 or less	255	325	750	474	18	11	104	26	60	115	105	19	...	102	320	483	264	
1.01 to 1.50	294	59	161	211	19	3	18	16	9	59	31	8	...	50	93	52	53	
1.51 or more	918	118	258	568	58	16	67	67	23	128	35	16	...	183	116	69	80	
Not reported	45	2	16	17	...	1	9	3	8	...	4	2	...	6	7	32	15	
<b>CONTRACT MONTHLY RENT</b>																		
Renter-occupied units	611	317	528	180	17	25	91	66	48	126	47	14	...	138	201	284	231	
Less than \$10	118	175	155	14	4	3	9	16	5	19	14	...	...	29	37	149	129	
\$10 to \$14	116	37	70	8	5	1	12	...	9	25	6	...	...	13	31	24	37	
\$15 to \$19	14	4	28	14	1	1	9	2	6	17	7	...	...	8	33	4	3	
\$20 to \$29	8	3	7	9	1	1	8	...	1	9	...	...	...	5	9	3	12	
\$30 to \$39	6	2	9	...	...	...	...	...	...	2	...	...	...	...	1	3	...	
\$40 to \$49	...	...	1	14	...	...	...	...	2	1	...	...	...	...	1	...	1	
\$50 to \$74	...	...	1	8	...	...	1	...	...	3	...	...	...	...	...	2	...	
\$75 or more	...	...	2	...	...	...	1	...	...	...	...	...	...	...	...	...	...	
Rent free	279	78	208	79	4	13	47	46	23	50	10	11	...	73	75	58	43	
Not reported	70	18	54	25	2	2	5	2	2	...	10	3	...	9	14	41	6	
Median rent	10.06	5.81	8.08	22.00	...	...	...	...	...	13.30	...	...	...	9.16	12.56	5.71	6.55	
<b>GROSS MONTHLY RENT</b>																		
Renter-occupied units	611	317	528	180	17	25	91	66	48	126	47	14	...	138	201	284	231	
Less than \$10	40	106	107	6	3	2	3	6	1	6	8	...	...	26	13	118	82	
\$10 to \$14	88	70	79	4	1	1	10	6	7	14	3	...	...	9	25	37	37	
\$15 to \$19	92	25	36	4	1	...	8	...	5	13	4	...	...	8	41	15	29	
\$20 to \$29	22	5	32	14	5	3	14	1	6	28	5	...	...	6	21	8	23	
\$30 to \$39	7	5	3	6	...	...	2	...	1	6	...	...	...	4	6	...	5	
\$40 to \$49	2	...	3	8	...	2	...	...	...	4	...	...	...	...	...	...	...	
\$50 to \$74	...	...	1	22	...	1	...	...	...	5	...	...	...	...	...	...	1	
\$75 or more	...	...	2	...	...	1	...	...	...	...	...	...	...	...	...	...	1	
Rent free or not reported	360	106	265	116	7	15	53	51	25	50	27	14	...	85	94	104	54	
Median rent	14.36	9.45	11.05	36.17	...	...	...	...	...	22.28	...	...	...	9.78	16.39	7.13	10.38	
<b>VALUE OF ONE-DWELLING-UNIT STRUCTURES</b>																		
Owner-occupied units <sup>1</sup>	813	169	624	1,025	70	4	98	40	49	143	125	29	...	181	325	318	170	
Less than \$2,000	609	68	326	739	56	...	51	37	32	53	82	11	...	107	216	225	94	
\$2,000 to \$2,999	33	25	101	103	9	2	12	...	7	21	13	1	...	34	47	46	21	
\$3,000 to \$3,999	17	10	50	44	3	...	11	...	8	15	6	2	...	8	24	14	14	
\$4,000 to \$4,999	3	4	24	19	...	1	6	...	...	3	...	...	...	6	10	2	5	
\$5,000 to \$9,999	13	5	33	44	...	1	...	...	1	11	...	...	...	9	12	5	6	
\$10,000 or more	3	40	4	15	...	1	...	...	...	39	...	...	...	1	5	2	1	
Not reported	135	17	86	61	1	...	7	3	1	1	21	15	...	16	11	24	29	
Median value	1,063	2,270	1,600	1,254	...	...	...	...	...	2,807	1,218	...	...	1,492	1,404	1,257	1,490	

<sup>1</sup> Restricted to 1-dwelling-unit properties.



Table 31a.—CHARACTERISTICS OF RURAL-NONFARM DWELLING UNITS OCCUPIED BY WHITE PERSONS WITH SPANISH SURNAME, OR BY NONWHITE PERSONS, FOR SELECTED COUNTIES: 1950—Con.

[Counties shown are those with 250 or more Spanish-surname households, or 250 or more nonwhite households]

Subject	Upshur Non- white	Uvalde Spanish white	Val Verde Spanish white	Van Zandt Non- white	Victoria		Walker Non- white	Waller Non- white	Ward Spanish white	Washington Non- white	Webb Spanish white
					Spanish white	Non- white					
Total dwelling units .....	399	449	106	207	446	316	522	907	204	539	284
<b>WATER SUPPLY</b>											
Hot and cold piped running water inside structure.....	30	23	11	19	38	30	...	133	17	5	52
Only cold piped running water inside structure.....	35	123	51	50	55	38	22	174	61	43	134
Piped running water outside structure.....	19	222	29	90	47	28	5	118	54	11	29
No piped running water.....	311	79	15	48	302	219	493	469	67	475	69
Not reported.....	4	2	...	...	4	1	2	13	5	5	...
<b>TOILET FACILITIES</b>											
Flush toilet inside structure, exclusive use.....	32	42	17	17	39	32	3	180	21	11	63
Flush toilet inside structure, shared.....	1	...	2	2	...	1	...	1	...	...	...
Other toilet facilities (including privy).....	346	394	83	183	387	270	480	690	178	452	209
No toilet.....	16	11	4	3	17	11	35	25	2	72	10
Not reported.....	4	2	...	2	3	2	4	11	3	4	2
<b>CONDITION AND PLUMBING FACILITIES</b>											
Not dilapidated:											
With priv. toilet and bath, and hot running water.....	23	22	8	9	32	23	...	106	15	4	44
With private toilet and bath, and only cold water.....	4	7	3	4	4	6	3	28	3	5	12
With running water, lacking private toilet or bath.....	30	77	34	30	42	29	14	119	29	30	82
No running water.....	210	137	26	51	210	132	296	200	29	254	36
Dilapidated:											
With priv. toilet and bath, and hot running water.....	1	...	...	1	...	1	...	7	...	...	3
Lacking hot water, private toilet or bath.....	115	185	27	95	148	120	190	405	119	231	95
Condition or plumbing facilities not reported.....	16	21	8	17	10	5	19	42	9	15	12
<b>NUMBER OF PERSONS</b>											
1 person.....	62	34	13	39	20	54	94	153	6	158	28
2 persons.....	109	53	19	63	64	101	144	303	27	153	51
3 persons.....	73	62	17	28	67	52	75	141	29	74	46
4 persons.....	50	73	8	24	62	48	64	104	35	46	43
5 persons.....	37	60	12	16	58	22	49	78	23	44	31
6 persons.....	24	51	13	19	60	14	24	45	24	32	28
7 persons or more.....	44	116	24	18	115	25	72	83	60	32	57
Median number of persons.....	2.9	4.5	4.0	2.6	4.7	2.6	2.8	2.5	4.7	2.2	3.9
<b>PERSONS PER ROOM</b>											
1.00 or less.....	257	140	39	140	149	221	356	593	50	383	141
1.01 to 1.50.....	57	66	21	23	81	34	53	91	40	65	44
1.51 or more.....	68	237	42	43	213	60	97	160	109	79	93
Not reported.....	17	6	4	1	3	1	16	63	5	12	6
<b>CONTRACT MONTHLY RENT</b>											
Renter-occupied units.....	133	151	50	92	225	111	205	385	61	289	102
Less than \$10.....	32	47	4	33	24	11	43	125	8	95	11
\$10 to \$14.....	14	11	4	18	29	39	17	58	9	8	7
\$15 to \$19.....	3	4	2	3	20	11	2	44	2	2	7
\$20 to \$29.....	6	3	1	2	7	8	2	39	10	1	5
\$30 to \$39.....	2	...	...	...	4	1	...	12	2	2	1
\$40 to \$49.....	...	2	...	...	1	...	...	3	...	...	...
\$50 to \$74.....	1	...	...	1	3	2	...	2	...	2	...
\$75 or more.....	...	...	...	...	1	...	...	1	...	2	...
Rent free.....	63	81	38	26	126	34	103	76	28	128	58
Not reported.....	12	3	1	9	10	5	38	25	2	49	13
Median rent.....dollars.....	8.56	6.63	...	...	13.03	12.71	6.94	10.97	...	5.39	12.71
<b>GROSS MONTHLY RENT</b>											
Renter-occupied units.....	133	151	50	92	225	111	205	385	61	289	102
Less than \$10.....	22	25	1	5	12	4	26	98	4	78	6
\$10 to \$14.....	10	21	4	22	24	17	12	26	7	21	5
\$15 to \$19.....	9	7	4	16	17	29	11	31	4	6	9
\$20 to \$29.....	9	8	...	9	19	12	4	63	10	1	8
\$30 to \$39.....	3	1	2	1	4	4	...	35	4	2	2
\$40 to \$49.....	1	2	...	...	4	...	...	9	2	...	1
\$50 to \$74.....	1	1	...	...	3	2	...	4	...	2	...
\$75 or more.....	...	...	...	...	1	...	...	1	...	1	...
Rent free or not reported.....	78	86	39	39	141	43	152	118	30	178	71
Median rent.....dollars.....	12.25	11.29	...	...	16.26	16.74	9.71	16.03	...	6.62	17.00
<b>VALUE OF ONE-DWELLING-UNIT STRUCTURES</b>											
Owner-occupied units <sup>1</sup> .....	258	279	52	104	187	179	294	493	141	242	162
Less than \$2,000.....	163	229	28	80	102	76	151	292	106	130	123
\$2,000 to \$2,999.....	16	11	4	11	24	31	13	62	7	11	13
\$3,000 to \$3,999.....	10	2	3	3	13	19	4	28	7	5	10
\$4,000 to \$4,999.....	2	3	2	...	7	13	1	12	3	4	3
\$5,000 to \$9,999.....	6	6	...	3	15	19	1	21	6	3	6
\$10,000 or more.....	...	3	2	...	7	4	...	3	1	1	2
Not reported.....	61	25	13	7	19	17	124	75	11	88	5
Median value.....dollars.....	1,158	1,059	...	1,162	1,597	2,111	1,076	1,381	1,176	1,135	1,226

<sup>1</sup> Restricted to 1-dwelling-unit properties.

## HOUSING—GENERAL CHARACTERISTICS

Table 31a.—CHARACTERISTICS OF RURAL-NONFARM DWELLING UNITS OCCUPIED BY WHITE PERSONS WITH SPANISH SURNAME, OR BY NONWHITE PERSONS, FOR SELECTED COUNTIES: 1950—Con.

[Counties shown are those with 250 or more Spanish-surname households, or 250 or more nonwhite households]

Subject	Wharton		Wichita		Will-barger	Willacy	Williamson		Wilson	Wood	Zapata	Zavala
	Spanish white	Non-white	Spanish white	Non-white	Non-white	Spanish white	Spanish white	Non-white	Spanish white	Non-white	Spanish white	Spanish white
Total dwelling units .....	380	1,079	14	15	27	1,298	176	444	736	177	586	258
<b>WATER SUPPLY</b>												
Hot and cold piped running water inside structure .....	102	25	7	6	6	55	4	17	31	42	30	13
Only cold piped running water inside structure .....	68	75	4	3	2	121	53	74	144	18	165	41
Piped running water outside structure .....	51	84	...	...	1	371	49	204	216	7	88	133
No piped running water .....	153	871	3	6	18	742	65	145	337	108	285	67
Not reported .....	6	24	...	...	...	9	5	4	8	2	18	4
<b>TOILET FACILITIES</b>												
Flush toilet inside structure, exclusive use .....	109	57	9	7	6	66	16	30	57	45	54	15
Flush toilet inside structure, shared .....	8	...	...	...	...	1	2	...	2	...	...	...
Other toilet facilities (including privy) .....	246	965	5	7	20	1,112	143	396	664	83	496	229
No toilet .....	10	33	...	1	1	111	7	12	10	49	21	11
Not reported .....	7	24	...	...	...	8	8	6	3	...	15	3
<b>CONDITION AND PLUMBING FACILITIES</b>												
Not dilapidated:												
With priv. toilet and bath, and hot running water .....	84	14	6	6	6	41	2	14	22	34	28	9
With private toilet and bath, and only cold water .....	18	11	2	...	...	11	12	9	22	6	19	2
With running water, lacking private toilet or bath .....	55	49	1	3	2	59	35	35	82	16	139	34
No running water .....	116	497	2	1	9	468	61	107	362	62	353	81
Dilapidated:												
With priv. toilet and bath, and hot running water .....	1	1	...	...	...	5	...	1	4	1	...	2
Lacking hot water, private toilet or bath .....	80	441	2	5	9	690	54	266	227	56	16	118
Condition or plumbing facilities not reported .....	26	66	1	...	1	24	12	12	17	2	31	12
<b>NUMBER OF PERSONS</b>												
1 person .....	21	222	...	3	2	98	9	66	36	17	24	11
2 persons .....	33	308	2	7	14	198	19	117	87	47	103	37
3 persons .....	63	171	1	...	2	209	23	73	129	31	92	26
4 persons .....	48	100	5	3	...	173	17	50	122	30	104	35
5 persons .....	61	100	3	...	4	174	23	45	94	13	77	40
6 persons .....	46	65	1	...	1	124	21	32	80	19	71	32
7 persons or more .....	108	113	2	2	4	322	64	61	188	20	115	77
Median number of persons .....	4.9	2.6	...	...	...	4.3	5.4	3.0	4.5	3.3	4.2	5.0
<b>PERSONS PER ROOM</b>												
1.00 or less .....	98	704	8	10	14	283	58	281	246	115	230	60
1.01 to 1.50 .....	71	119	5	1	1	139	29	72	133	29	100	29
1.51 or more .....	202	215	...	4	12	863	86	86	331	31	204	164
Not reported .....	9	41	1	...	...	13	3	5	26	2	52	5
<b>CONTRACT MONTHLY RENT</b>												
Renter-occupied units .....	264	499	5	14	24	951	85	163	294	94	159	57
Less than \$10 .....												
\$10 to \$14 .....	109	136	...	...	...	99	36	58	122	17	50	12
\$15 to \$19 .....	66	79	...	...	...	28	9	19	53	15	14	8
\$20 to \$29 .....	6	37	...	...	...	8	2	4	14	1	9	...
\$30 to \$39 .....	3	12	1	2	...	9	...	2	11	9	7	1
\$40 to \$49 .....	2	3	2	...	...	1	1	...	2	8	3	...
\$50 to \$74 .....	...	2	...	...	...	3	...	1	2	2	1	...
\$75 or more .....	...	1	...	1	...	3	...	7	...	...	...	...
Rent free .....	...	1	...	...	...	1	...	2	...	...	...	...
Not reported .....	63	194	2	11	24	784	33	61	71	38	61	35
Median rent .....	15	33	...	...	...	15	4	9	19	4	14	1
Median rent .....	8.03	9.50	...	...	...	7.18	...	7.52	7.86	...	7.90	...
<b>GROSS MONTHLY RENT</b>												
Renter-occupied units .....	264	499	5	14	24	951	85	163	294	94	159	57
Less than \$10 .....												
\$10 to \$14 .....	20	59	...	...	...	64	24	27	74	9	16	8
\$15 to \$19 .....	69	79	...	...	...	57	16	28	61	15	27	10
\$20 to \$29 .....	81	58	...	...	...	16	4	23	30	7	17	1
\$30 to \$39 .....	13	47	...	1	...	7	2	5	24	8	13	1
\$40 to \$49 .....	2	6	3	...	...	5	1	...	5	8	6	1
\$50 to \$74 .....	2	...	...	...	...	4	...	1	...	4	2	...
\$75 or more .....	...	4	...	1	...	1	...	6	4	...	1	...
Rent free or not reported .....	...	1	...	...	...	1	...	3	...	...	...	...
Not reported .....	77	245	2	12	24	796	38	70	96	43	77	36
Median rent .....	14.78	13.80	...	...	...	10.68	...	12.98	11.55	...	14.13	...
<b>VALUE OF ONE-DWELLING-UNIT STRUCTURES</b>												
Owner-occupied units <sup>1</sup> .....	108	554	6	...	1	296	85	263	419	78	386	192
Less than \$2,000 .....												
\$2,000 to \$2,999 .....	47	375	1	...	...	224	38	196	308	32	264	153
\$3,000 to \$3,999 .....	9	33	...	...	...	14	17	17	26	12	53	4
\$4,000 to \$4,999 .....	9	10	...	...	...	7	10	12	22	7	18	4
\$5,000 to \$9,999 .....	4	3	...	...	...	3	2	4	2	...	16	...
\$10,000 or more .....	6	15	4	...	...	13	...	10	9	5	14	3
Not reported .....	1	3	1	...	...	10	1	3	21	2	9	...
Median value .....	32	115	...	...	...	25	17	21	31	20	12	28
Median value .....	1,567	1,121	...	...	...	1,160	...	1,185	1,210	...	1,367	1,022

<sup>1</sup> Restricted to 1-dwelling-unit properties.

Table 32.—OCCUPANCY CHARACTERISTICS, NUMBER OF ROOMS, CONDITION AND PLUMBING FACILITIES, AND NUMBER OF PERSONS IN RURAL-FARM DWELLING UNITS, FOR COUNTIES: 1950

[Percent not shown where less than 0.1; median and percent not shown where base is less than 100]

Subject	Anderson	Andrews	Angelina	Arañas	Arch-er	Arm-strong	Atas-osa	Aus-tin	Bailey	Ban-dera	Bas-trop	Baylor	Bee	Bell	Bexar	Blan-co	Bor-den
Total dwelling units.....	3,373	122	2,329	117	613	435	2,309	2,410	1,348	693	1,833	854	1,385	3,735	3,653	721	243
OCCUPANCY, TENURE, AND RACE																	
Occupied dwelling units.....	2,889	106	2,121	69	534	363	1,896	2,277	1,068	579	1,574	719	1,050	3,261	3,281	591	219
Owner occupied.....	1,930	48	1,624	45	323	215	1,034	1,564	609	426	1,091	417	566	1,944	2,260	462	105
Percent of total occupied.....	66.8	45.3	76.6	65.2	60.5	59.2	54.5	68.7	57.0	73.6	69.3	58.0	53.9	59.6	68.9	78.2	47.9
White.....	1,317	48	1,580	45	323	215	1,028	1,401	607	426	807	416	562	1,915	2,218	444	105
Negro.....	613	...	44	...	...	...	5	163	2	...	284	1	4	28	41	18	...
Other races.....	...	...	...	...	...	...	1	...	...	...	...	...	...	1	1	...	...
Renter occupied.....	959	58	497	24	211	148	862	713	459	153	483	302	484	1,317	1,021	129	114
White.....	586	37	459	24	210	148	854	523	417	151	329	298	472	1,231	997	124	114
Negro.....	373	1	38	...	1	...	6	190	42	2	154	4	12	86	24	5	...
Other races.....	...	...	...	...	...	...	2	...	...	...	...	...	...	...	...	...	...
Nonresident dwelling units.....	5	...	5	19	2	3	15	7	2	8	3	1	1	...	9	15	...
Vacant dwelling units.....	479	16	203	29	77	69	398	126	278	106	256	134	334	474	363	115	24
Nonseasonal not dilapidated, for rent or sale.....	38	3	62	24	1	1	28	9	6	33	16	3	30	119	83	14	2
Percent of total dwelling units.....	1.1	2.5	2.7	20.5	0.2	0.2	1.2	0.4	0.4	4.8	0.9	0.4	2.2	3.2	2.3	1.9	0.8
For rent.....	32	3	55	17	1	...	1.6	8	3	21	12	2	29	103	37	8	2
For sale only.....	6	...	7	7	...	1	12	1	3	12	4	1	1	16	46	6	...
Nonseasonal not dilapidated, not for rent or sale.....	95	3	34	1	24	30	87	42	37	32	52	36	68	105	128	45	16
Nonseasonal dilapidated.....	306	8	107	3	45	15	182	56	16	11	158	62	80	77	114	22	4
Seasonal.....	40	2	...	1	7	23	101	19	219	30	30	33	156	173	38	34	2
NUMBER OF ROOMS																	
1 room.....	27	3	26	18	6	6	103	17	130	20	18	13	60	39	104	25	3
2 rooms.....	219	20	138	20	30	17	352	85	195	47	119	27	174	143	351	34	20
3 rooms.....	582	18	300	16	71	32	471	325	157	97	309	120	233	388	571	102	22
4 rooms.....	1,163	44	789	16	151	107	597	595	434	209	564	281	311	946	976	194	88
5 rooms.....	737	25	564	25	166	105	377	560	189	141	426	196	258	1,005	815	182	45
6 rooms.....	396	8	346	13	116	95	199	396	138	100	246	129	176	606	464	115	30
7 rooms.....	111	2	83	1	34	41	59	184	38	26	76	27	69	209	183	38	14
8 rooms.....	28	...	22	2	10	19	22	95	11	14	27	25	37	81	64	12	4
9 rooms or more.....	18	1	7	...	13	12	5	61	6	14	21	5	38	64	44	9	3
Not reported.....	92	1	54	6	16	1	124	92	50	25	27	31	29	254	81	10	14
CONDITION AND PLUMBING FACILITIES																	
Total dwelling units.....	3,373	122	2,329	117	613	435	2,309	2,410	1,348	693	1,833	854	1,385	3,735	3,653	721	243
Not dilapidated:																	
With priv. toilet and bath, and hot running water.....	442	55	196	58	179	285	333	249	508	363	141	201	317	693	1,179	257	83
With private toilet and bath, and only cold water.....	90	5	46	3	23	10	154	210	10	78	53	40	133	286	475	110	4
With running water, lacking private toilet or bath.....	262	6	310	23	112	60	421	693	225	91	215	193	291	1,010	626	99	43
No running water.....	1,093	3	1,142	11	171	30	632	709	429	101	785	280	214	933	572	119	61
Dilapidated:																	
With priv. toilet and bath, and hot running water.....	15	11	2	2	2	6	2	4	...	7	1	10	30	23	6	12	
Lacking hot water, private toilet or bath.....	1,329	37	552	16	113	43	690	470	150	32	579	122	373	477	610	102	36
Condition or plumbing facilities not reported.....	142	5	81	4	13	5	73	77	22	28	53	17	47	306	168	28	4
Renter-occupied dwelling units.....	959	58	497	24	211	148	862	713	459	153	483	302	484	1,317	1,021	129	114
Not dilapidated:																	
With priv. toilet and bath, and hot running water.....	45	26	19	7	54	83	57	27	131	76	12	41	54	86	202	34	33
With private toilet and bath, and only cold water.....	12	1	9	...	9	5	31	23	5	17	8	12	33	62	106	24	2
With running water, lacking private toilet or bath.....	45	3	41	8	50	36	167	158	104	23	47	77	127	377	208	20	19
No running water.....	285	2	231	2	62	14	298	281	173	25	208	137	105	415	185	24	34
Dilapidated:																	
With priv. toilet and bath, and hot running water.....	6	5	...	...	...	1	...	1	2	...	2	...	1	4	7	1	4
Lacking hot water, private toilet or bath.....	511	20	161	5	32	8	285	193	36	11	190	32	143	239	255	21	20
Condition or plumbing facilities not reported.....	55	1	36	2	4	1	24	30	8	1	16	3	21	134	58	5	2
NUMBER OF PERSONS																	
Total occupied dwelling units.....	2,889	106	2,121	69	534	363	1,896	2,277	1,068	579	1,574	719	1,050	3,261	3,281	591	219
1 person.....	168	8	114	11	40	14	127	156	42	56	97	29	72	118	211	36	8
2 persons.....	777	27	570	21	142	96	423	713	264	224	473	207	256	1,014	936	221	57
3 persons.....	587	28	488	8	117	105	316	540	235	112	320	158	215	711	680	138	52
4 persons.....	426	24	373	13	104	81	299	375	218	86	229	138	159	612	513	85	48
5 persons.....	327	11	268	11	58	41	211	228	144	48	159	88	110	364	360	61	25
6 persons.....	233	3	150	3	38	15	160	118	84	25	109	50	82	192	221	17	13
7 persons.....	141	4	77	1	16	7	127	72	32	14	65	25	52	87	151	15	5
8 persons.....	94	...	44	1	8	2	87	23	24	6	41	13	30	72	87	11	7
9 persons.....	56	1	27	...	5	2	66	26	14	5	34	6	29	51	44	5	2
10 persons or more.....	80	...	30	...	6	...	80	26	11	3	47	5	45	40	78	2	2
Median number of persons:																	
Total occupied dwelling units.....	3.4	3.1	3.3	...	3.2	3.2	3.8	3.0	3.5	2.6	3.2	3.3	3.4	3.2	3.2	2.8	3.4
Owner-occupied dwelling units.....	3.1	...	3.2	...	3.1	3.0	3.2	2.8	3.4	2.5	3.0	3.0	3.0	2.9	3.0	2.6	3.1
Renter-occupied dwelling units.....	3.9	...	3.6	...	3.4	3.5	4.6	3.6	3.6	2.8	3.9	3.8	4.3	3.7	3.7	3.2	3.7
PERSONS PER ROOM																	
Total occupied dwelling units.....	2,889	106	2,121	69	534	363	1,896	2,277	1,068	579	1,574	719	1,050	3,261	3,281	591	219
0.75 or less.....	1,427	50	1,118	35	311	256	528	1,436	451	386	877	395	535	1,888	1,681	385	107
0.76 to 1.00.....	569	27	455	15	121	73	355	403	269	106	291	154	172	680	687	110	47
1.01 to 1.50.....	423	16	288	9	69	27	361	202	165	43	190	97	119	300	423	56	29
1.51 or more.....	403	12	210	8	22	6	582	153	139	40	200	53	199	233	431	34	25
Not reported.....	67	1	50	2	11	1	70	83	44	4	16	20	25	160	59	6	11

Table 32.—OCCUPANCY CHARACTERISTICS, NUMBER OF ROOMS, CONDITION AND PLUMBING FACILITIES, AND NUMBER OF PERSONS IN RURAL-FARM DWELLING UNITS, FOR COUNTIES: 1950—Con.

[Percent not shown where less than 0.1; median and percent not shown where base is less than 100]

Subject	Boa- que	Bow- lie	Bra- zor- ia	Bra- sas	Brew- ster	Bris- coe	Brook- s	Brown	Burle- son	Burnet	Cald- well	Cal- houn	Calla- han	Cam- eron	Camp	Car- son	Cass
<b>Total dwelling units</b> .....	1,900	3,417	1,875	1,705	283	587	452	1,765	2,148	1,198	1,903	611	1,376	5,578	1,287	503	3,374
<b>OCCUPANCY, TENURE, AND RACE</b>																	
Occupied dwelling units.....	1,576	3,106	1,636	1,388	231	486	394	1,522	1,766	1,079	1,467	400	1,193	4,942	1,166	449	2,929
Owner occupied.....	974	2,264	1,193	806	87	261	218	1,120	1,156	773	789	167	825	2,502	802	231	2,032
Percent of total occupied.....	61.8	72.9	72.9	58.1	37.7	53.7	55.3	73.6	65.5	71.6	53.8	41.8	69.2	50.6	68.8	51.4	69.4
White.....	966	1,799	830	623	87	261	217	1,119	849	773	634	166	825	2,484	533	231	1,397
Negro.....	8	465	363	183	...	...	1	...	307	...	155	...	...	1	269	...	635
Other races.....	...	...	...	...	...	...	...	...	...	...	...	...	...	...	...	...	...
Renter occupied.....	602	842	443	582	144	225	176	402	610	306	678	233	368	2,440	364	218	897
White.....	596	584	262	266	140	213	173	401	408	303	603	215	366	2,422	221	217	505
Negro.....	6	258	181	316	4	12	3	202	3	75	18	1	2	143	1	392	
Other races.....	...	...	...	...	...	...	...	...	...	...	...	...	...	...	...	...	...
Nonresident dwelling units.....	6	12	33	8	7	1	...	5	5	...	...	23	7	16	...	...	2
Vacant dwelling units.....	318	299	206	309	45	100	57	238	377	118	434	188	176	582	121	53	443
Nonseasonal not dilapidated, for rent or sale.....	37	51	70	28	1	5	...	30	13	7	14	22	19	66	14	6	51
Percent of total dwelling units.....	1.9	1.5	3.7	1.6	0.4	0.9	...	1.7	0.6	0.6	0.7	3.6	1.4	1.2	1.1	1.2	1.5
For rent.....	24	43	57	24	...	3	...	17	10	5	13	20	12	44	12	5	46
For sale only.....	13	8	13	4	1	2	...	13	3	2	1	2	7	22	2	1	5
Nonseasonal not dilapidated, not for rent or sale.....	92	57	39	106	29	12	12	64	77	60	126	34	70	106	26	23	74
Nonseasonal dilapidated.....	97	183	80	122	4	36	25	131	119	31	246	35	46	354	78	16	279
Seasonal.....	92	8	17	53	11	47	20	13	168	20	48	97	41	56	3	8	39
<b>NUMBER OF ROOMS</b>																	
1 room.....	12	32	60	18	39	25	44	16	30	20	33	44	28	1,036	3	3	13
2 rooms.....	76	206	193	149	57	62	89	73	251	61	156	108	72	1,249	76	23	124
3 rooms.....	223	585	257	274	38	93	93	204	416	106	358	87	178	747	232	31	538
4 rooms.....	549	1,242	495	519	49	169	87	580	612	287	515	125	411	783	404	94	1,140
5 rooms.....	457	756	376	367	39	96	48	487	438	337	410	117	326	723	309	122	812
6 rooms.....	263	385	247	219	23	73	25	256	237	219	242	56	196	503	182	128	475
7 rooms.....	123	92	100	74	11	25	28	65	71	70	88	30	54	240	33	40	138
8 rooms.....	51	34	56	22	6	11	4	17	22	22	40	13	22	92	13	18	36
9 rooms or more.....	36	18	45	13	5	16	8	15	30	14	27	6	5	82	5	21	22
Not reported.....	110	67	46	50	16	17	26	52	41	62	34	25	84	123	30	23	76
<b>CONDITION AND PLUMBING FACILITIES</b>																	
Total dwelling units.....	1,900	3,417	1,875	1,705	283	587	452	1,765	2,148	1,198	1,903	611	1,376	5,578	1,287	503	3,374
Not dilapidated:																	
With priv. toilet and bath, and hot running water.....	390	357	585	248	127	214	109	321	92	366	268	166	254	1,563	165	346	304
With private toilet and bath, and only cold water.....	206	57	93	87	18	3	17	163	59	163	137	33	48	245	15	13	39
With running water, lacking private toilet or bath.....	572	252	231	229	60	75	54	506	259	291	243	83	328	339	127	58	254
No running water.....	273	1,457	424	702	39	121	102	334	1,020	165	543	134	463	1,129	535	18	1,678
Dilapidated:																	
With priv. toilet and bath, and hot running water.....	9	11	12	1	3	7	4	4	2	8	6	4	2	39	4	6	1
Lacking hot water, private toilet or bath.....	390	1,179	437	405	22	147	160	379	652	161	621	143	222	2,101	377	36	1,032
Condition or plumbing facilities not reported.....	60	104	93	33	14	20	6	58	64	44	85	48	59	162	64	26	66
Renter-occupied dwelling units.....	602	842	443	582	144	225	176	402	610	306	678	233	368	2,440	364	218	897
Not dilapidated:																	
With priv. toilet and bath, and hot running water.....	64	33	77	39	48	55	53	37	11	54	44	53	35	208	11	135	21
With private toilet and bath, and only cold water.....	50	10	13	29	10	1	10	24	7	30	31	14	14	51	...	7	5
With running water, lacking private toilet or bath.....	226	44	54	68	40	37	30	131	53	95	83	42	82	128	30	43	39
No running water.....	111	312	117	304	29	63	26	97	271	54	233	65	141	590	159	12	490
Dilapidated:																	
With priv. toilet and bath, and hot running water.....	2	2	3	1	1	3	2	...	...	1	2	1	...	10	1	2	...
Lacking hot water, private toilet or bath.....	138	405	151	130	13	60	49	100	246	63	233	42	83	1,391	134	12	318
Condition or plumbing facilities not reported.....	11	36	28	11	3	6	6	13	22	9	52	16	13	62	29	7	24
<b>NUMBER OF PERSONS</b>																	
Total occupied dwelling units.....	1,576	3,106	1,636	1,388	231	486	394	1,522	1,766	1,079	1,467	400	1,193	4,942	1,166	449	2,929
1 person.....	79	178	163	96	73	23	21	77	150	55	88	23	77	348	88	19	184
2 persons.....	518	814	440	389	67	112	86	561	471	364	393	96	401	1,087	338	140	725
3 persons.....	377	673	314	269	45	100	57	306	349	252	273	76	240	819	266	108	557
4 persons.....	309	513	273	214	16	123	64	267	294	192	210	60	230	803	171	86	473
5 persons.....	158	333	172	145	19	56	50	160	189	112	148	49	122	568	109	45	363
6 persons.....	73	220	109	93	6	32	38	73	114	57	112	36	57	433	83	31	243
7 persons.....	30	158	65	62	4	16	25	48	72	23	72	17	31	297	52	11	150
8 persons.....	25	95	43	47	...	6	18	19	51	9	55	22	15	203	20	6	106
9 persons.....	3	56	24	23	...	8	15	6	30	11	46	7	11	138	16	2	60
10 persons or more.....	4	66	33	50	1	10	20	5	46	4	70	14	9	246	23	1	88
Median number of persons:																	
Total occupied dwelling units.....	3.0	3.3	3.2	3.3	2.1	3.6	4.0	2.9	3.3	3.0	3.4	3.6	3.0	3.8	3.1	3.1	3.5
Owner-occupied dwelling units.....	2.8	3.1	3.1	3.0	...	3.3	4.1	2.7	3.1	2.8	2.8	3.3	2.8	3.4	2.9	3.0	3.2
Renter-occupied dwelling units.....	3.4	4.0	3.6	3.8	2.0	3.9	4.0	3.6	3.7	3.5	4.6	3.9	3.5	4.2	3.6	3.2	4.3
<b>PERSONS PER ROOM</b>																	
Total occupied dwelling units.....	1,576	3,106	1,636	1,388	231	486	394	1,522	1,766	1,079	1,467	400	1,193	4,942	1,166	449	2,929
0.75 or less.....	987	1,551	866	735	133	225	120	945	681	671	756	169	660	1,568	641	285	1,451
0.76 to 1.00.....	307	642	375	271	54	135	71	322	369	207	257	96	274	858	231	104	595
1.01 to 1.50.....	146	429	193	168	14	57	55	151	366	104	176	56	121	499	148	32	447
1.51 or more.....	67	435	178	176	25	56	137	84	317	56	255	69	86	1,919	125	14	389
Not reported.....	69	49	24	38	5	13	11	20	33	41	23	10	52	98	21	14	47

Table 32.—OCCUPANCY CHARACTERISTICS, NUMBER OF ROOMS, CONDITION AND PLUMBING FACILITIES, AND NUMBER OF PERSONS IN RURAL-FARM DWELLING UNITS, FOR COUNTIES: 1950—Con.

[Percent not shown where less than 0.1; median and percent not shown where base is less than 100]

Subject	Gastro	Chambers	Cherokee	Childress	Clay	Cochran	Coke	Coleman	Collin	Collingsworth	Colorado	Comal	Comanche	Concho	Cooke	Coryell	Cottle
<b>Total dwelling units</b> .....	1,057	382	4,543	1,134	1,543	712	575	1,940	5,133	1,538	1,760	967	2,602	707	2,415	2,204	1,113
<b>OCCUPANCY, TENURE, AND RACE</b>																	
Occupied dwelling units.....	915	308	4,048	846	1,297	572	456	1,573	4,279	1,157	1,602	779	2,313	605	2,004	1,867	735
Owner occupied.....	454	221	2,763	381	714	212	265	881	1,879	568	1,104	541	1,695	338	1,195	1,171	297
Percent of total occupied.....	49.6	71.8	68.3	45.0	55.1	37.1	58.1	56.0	43.9	49.1	68.9	69.4	73.3	55.9	59.6	62.7	40.4
White.....	454	198	2,271	381	714	211	265	881	1,862	566	942	541	1,695	338	1,186	1,165	297
Negro.....	...	23	492	...	...	1	...	...	17	2	162	...	...	...	9	6	...
Other races.....	...	...	...	...	...	...	...	...	...	...	...	...	...	...	...	...	...
Renter occupied.....	461	87	1,285	465	583	360	191	692	2,400	589	498	238	618	267	809	696	438
White.....	443	63	866	438	577	342	189	691	2,153	542	404	234	617	264	792	693	433
Negro.....	18	24	419	27	6	18	2	1	246	47	94	4	1	3	17	3	5
Other races.....	...	...	...	...	...	...	...	...	1	...	...	...	...	...	...	...	...
Nonresident dwelling units.....	...	13	23	7	3	7	...	5	13	6	10	5	5	6	3	25	3
Vacant dwelling units.....	142	61	472	281	243	133	119	362	841	375	148	183	284	96	408	312	375
Nonseasonal not dilapidated, for rent or sale.....	7	27	38	9	20	21	10	8	56	4	10	11	19	9	57	43	5
Percent of total dwelling units.....	0.7	7.1	0.8	0.8	1.3	2.9	1.7	0.4	1.1	0.3	0.6	1.1	0.7	1.3	2.4	2.0	0.4
For rent.....	5	19	31	7	14	17	7	8	46	3	9	6	16	4	53	33	5
For sale only.....	2	8	7	2	6	4	3	...	10	1	5	3	5	4	10	...	...
Nonseasonal not dilapidated, not for rent or sale.....	55	8	123	63	61	21	51	83	112	41	56	100	117	21	82	71	32
Nonseasonal dilapidated.....	17	20	290	40	106	12	49	182	169	69	63	45	135	31	212	149	14
Seasonal.....	63	6	21	169	56	79	9	89	504	261	19	27	13	35	57	49	324
<b>NUMBER OF ROOMS</b>																	
1 room.....	31	16	35	35	26	32	8	11	74	60	27	34	19	8	22	24	78
2 rooms.....	97	21	170	147	79	109	38	63	431	222	84	82	78	50	102	92	247
3 rooms.....	118	41	639	175	188	83	77	221	770	207	236	121	340	105	402	223	185
4 rooms.....	300	68	1,385	319	506	267	169	592	1,363	462	395	223	800	193	703	594	311
5 rooms.....	209	68	1,153	200	364	119	133	526	1,158	279	399	265	726	175	520	643	161
6 rooms.....	170	54	656	150	216	51	73	288	719	181	332	131	395	95	304	377	81
7 rooms.....	53	31	162	29	76	9	24	91	248	50	129	55	102	39	155	121	21
8 rooms.....	28	6	52	18	30	1	12	32	129	24	71	23	17	17	88	38	3
9 rooms or more.....	21	18	42	6	21	2	6	30	98	8	41	18	18	18	39	35	2
Not reported.....	30	59	249	55	37	39	35	86	143	45	46	15	107	7	80	57	24
<b>CONDITION AND PLUMBING FACILITIES</b>																	
<b>Total dwelling units</b> .....	1,057	382	4,543	1,134	1,543	712	575	1,940	5,133	1,538	1,760	967	2,602	707	2,415	2,204	1,113
Not dilapidated:																	
With priv. toilet and bath, and hot running water.....	530	143	497	188	263	261	133	368	495	233	281	260	481	277	497	341	115
With private toilet and bath, and only cold water.....	26	14	84	16	50	10	48	143	88	41	147	184	229	71	106	183	30
With running water, lacking private toilet or bath.....	204	33	520	110	374	175	103	472	1,066	192	441	230	864	109	622	760	96
No running water.....	172	51	1,671	634	419	138	147	435	2,139	509	482	148	461	53	457	436	542
Dilapidated:																	
With priv. toilet and bath, and hot running water.....	15	7	9	2	7	4	5	7	11	5	3	4	7	12	9	9	4
Lacking hot water, private toilet or bath.....	94	55	1,488	142	373	105	118	419	1,205	513	278	124	461	180	673	409	316
Condition or plumbing facilities not reported.....	16	79	274	42	57	19	21	96	129	45	128	17	99	5	51	66	10
Renter-occupied dwelling units.....	461	87	1,285	465	583	360	191	692	2,400	589	498	238	618	267	809	696	438
Not dilapidated:																	
With priv. toilet and bath, and hot running water.....	179	21	37	29	72	105	38	82	119	41	30	46	51	59	110	43	24
With private toilet and bath, and only cold water.....	8	5	6	3	16	4	16	36	25	9	19	47	46	26	30	50	17
With running water, lacking private toilet or bath.....	122	9	69	51	120	120	30	192	465	86	112	62	219	68	254	283	44
No running water.....	90	11	431	344	195	69	57	218	1,196	242	169	42	143	23	154	165	249
Dilapidated:																	
With priv. toilet and bath, and hot running water.....	8	1	1	1	3	2	1	1	2	1	1	...	...	6	3	2	...
Lacking hot water, private toilet or bath.....	49	19	661	25	155	48	38	135	538	185	102	39	137	83	239	128	102
Condition or plumbing facilities not reported.....	5	21	80	12	22	12	11	28	55	25	65	2	22	2	19	25	2
<b>NUMBER OF PERSONS</b>																	
<b>Total occupied dwelling units</b> .....	915	308	4,048	846	1,297	572	456	1,573	4,279	1,157	1,602	779	2,313	605	2,004	1,867	735
1 person.....	37	17	235	34	81	21	28	81	202	57	107	67	109	33	107	103	33
2 persons.....	196	79	1,198	248	387	110	153	571	1,279	302	422	232	763	171	555	590	180
3 persons.....	202	68	839	185	289	127	105	378	1,024	266	369	188	585	165	414	442	160
4 persons.....	205	68	655	156	233	131	81	284	714	230	278	149	412	105	359	308	154
5 persons.....	121	38	458	105	150	74	39	137	453	131	186	71	296	61	227	208	96
6 persons.....	69	13	278	66	81	51	25	60	249	64	104	37	111	34	143	117	55
7 persons.....	47	12	162	26	33	24	11	30	142	52	54	13	59	12	87	49	19
8 persons.....	20	5	89	13	19	14	7	23	94	26	43	9	23	10	59	26	23
9 persons.....	13	5	56	6	15	15	4	7	51	16	17	8	11	8	26	11	2
10 persons or more.....	5	3	78	7	9	5	3	2	71	13	22	5	4	6	27	13	13
Median number of persons:																	
Total occupied dwelling units.....	3.6	3.4	3.2	3.3	3.1	3.7	2.9	2.9	3.1	3.3	3.2	3.0	3.0	3.1	3.3	3.0	3.5
Owner-occupied dwelling units.....	3.5	3.3	2.9	2.7	2.8	3.8	2.6	2.5	2.7	2.9	3.1	2.9	2.8	2.8	3.0	2.8	3.2
Renter-occupied dwelling units.....	3.7	...	3.9	3.8	3.6	3.6	3.3	3.2	3.6	3.8	3.5	3.2	3.4	3.4	3.8	3.5	3.7
<b>PERSONS PER ROOM</b>																	
<b>Total occupied dwelling units</b> .....	915	308	4,048	846	1,297	572	456	1,573	4,279	1,157	1,602	779	2,313	605	2,004	1,867	735
0.75 or less.....	437	160	2,167	422	768	204	254	1,042	2,447	580	973	471	1,300	357	1,087	1,134	305
0.76 to 1.00.....	240	70	819	194	256	165	97	310	835	267	313	191	467	120	447	390	184
1.01 to 1.50.....	134	31	509	120	153	106	48	124	463	143	170	53	278	71	263	200	122
1.51 or more.....	85	25	409	76	92	81	30	67	428	134	115	55	181	52	155	95	106
Not reported.....	19	22	144	34	28	16	27	30	106	33	31	9	87	5	52	48	18

Table 32.—OCCUPANCY CHARACTERISTICS, NUMBER OF ROOMS, CONDITION AND PLUMBING FACILITIES, AND NUMBER OF PERSONS IN RURAL-FARM DWELLING UNITS, FOR COUNTIES: 1950—Con.

[Percent not shown where less than 0.1; median and percent not shown where base is less than 100]

Subject	Crane	Crock-ett	Gros-by	Culber-son	Dal-lam	Dal-las	Daw-son	Deaf-Smith	Delta	Den-ton	De-Witt	Dick-ens	Dimmit	Don-ley	Duval	East-land	Ector	
Total dwelling units.....	51	270	1,787	95	419	3,444	1,930	980	1,648	3,477	2,318	1,070	511	919	1,117	1,765	90	
OCCUPANCY, TENURE, AND RACE																		
Occupied dwelling units.....	32	196	1,180	64	351	3,282	1,454	812	1,289	2,978	2,124	886	421	749	944	1,634	53	
Owner occupied.....	14	36	462	17	196	1,960	646	450	564	1,711	1,412	444	230	400	526	1,195	20	
Percent of total occupied.....	...	18.4	39.2	...	55.8	59.7	44.4	55.4	43.8	57.5	66.5	50.1	54.6	53.4	55.7	73.1	...	
White.....	14	36	458	17	196	1,886	640	450	547	1,677	1,314	444	230	400	526	1,195	20	
Negro.....	...	...	4	...	...	73	6	...	17	34	98	...	...	...	...	...	...	
Other races.....	...	...	...	...	...	1	...	...	...	...	...	...	...	...	...	...	...	
Renter occupied.....	18	160	718	47	155	1,322	808	362	725	1,267	712	442	191	349	418	439	33	
White.....	16	155	649	47	155	1,072	773	362	642	1,201	642	413	187	347	418	439	33	
Negro.....	2	5	69	...	...	240	35	...	83	63	70	26	3	2	...	...	...	
Other races.....	...	...	...	...	...	10	...	...	3	3	...	3	1	...	...	...	...	
Nonresident dwelling units.....	...	...	1	4	...	20	5	1	3	20	15	1	1	1	3	7	5	
Vacant dwelling units.....	19	74	606	27	68	142	471	167	356	479	179	183	89	169	170	124	32	
Nonseasonal not dilapidated, for rent or sale.....	12	1	129	4	7	100	6	4	29	34	10	28	4	2	28	26	25	
Percent of total dwelling units.....	...	0.4	7.2	...	1.7	2.9	0.3	0.4	1.8	1.0	0.4	2.6	0.8	0.2	2.5	1.5	...	
For rent.....	10	1	112	...	2	49	4	...	28	19	9	27	2	2	26	23	18	
For sale only.....	2	...	17	4	5	51	2	4	1	15	1	1	2	...	2	3	7	
Nonseasonal not dilapidated, not for rent or sale.....	3	49	77	15	40	...	22	101	55	137	49	19	25	29	34	33	2	
Nonseasonal dilapidated.....	3	9	17	6	15	42	44	37	179	170	46	47	28	31	67	43	5	
Seasonal.....	1	15	383	2	6	...	399	25	93	138	74	89	32	107	41	22	...	
NUMBER OF ROOMS																		
1 room.....	2	30	131	15	7	63	222	35	5	44	20	27	44	33	53	11	5	
2 rooms.....	4	60	311	17	26	240	243	83	147	201	104	150	59	67	189	53	13	
3 rooms.....	9	43	239	11	38	518	217	127	301	452	295	171	88	103	275	204	12	
4 rooms.....	18	65	304	19	124	920	596	288	541	1,035	584	317	109	260	291	518	23	
5 rooms.....	6	26	264	12	89	804	338	202	363	871	552	179	75	203	143	522	13	
6 rooms.....	5	17	188	8	67	487	205	124	168	438	388	119	54	156	69	274	8	
7 rooms.....	1	8	48	6	26	190	42	55	60	164	145	34	22	42	23	92	3	
8 rooms.....	...	2	22	...	16	100	6	23	18	80	74	10	11	16	11	28	1	
9 rooms or more.....	1	2	13	1	11	83	6	11	16	49	52	1	7	8	7	15	1	
Not reported.....	5	7	67	6	15	39	55	32	29	143	104	62	42	31	56	45	9	
CONDITION AND PLUMBING FACILITIES																		
Total dwelling units.....	51	270	1,787	95	419	3,444	1,930	980	1,648	3,477	2,318	1,070	511	919	1,117	1,765	90	
Not dilapidated:																		
With priv. toilet and bath, and hot running water.....	23	138	582	43	165	1,297	675	525	88	853	328	208	158	271	242	399	65	
With private toilet and bath, and only cold water.....	5	8	35	3	10	198	46	10	14	208	309	30	67	39	40	92	2	
With running water, lacking private toilet or bath.....	4	34	354	19	117	534	354	181	248	845	861	169	80	171	172	376	12	
No running water.....	5	59	671	10	99	786	358	156	696	552	380	223	93	197	337	466	1	
Dilapidated:																		
With priv. toilet and bath, and hot running water.....	3	2	2	3	...	39	33	3	1	39	3	9	4	8	8	9	1	
Lacking hot water, private toilet or bath.....	4	18	94	16	19	508	406	67	577	851	389	384	77	211	283	316	3	
Condition or plumbing facilities not reported.....	7	11	49	1	9	82	38	38	24	129	48	47	32	22	35	107	6	
Renter-occupied dwelling units.....	18	160	718	47	155	1,322	808	362	725	1,267	712	442	191	349	418	439	33	
Not dilapidated:																		
With priv. toilet and bath, and hot running water.....	8	86	210	22	43	249	222	166	9	202	35	40	36	59	123	47	28	
With private toilet and bath, and only cold water.....	5	5	26	1	5	56	24	6	3	66	43	5	16	18	7	19	1	
With running water, lacking private toilet or bath.....	1	22	207	7	52	212	220	91	83	385	282	68	30	79	48	103	3	
No running water.....	2	34	237	5	47	427	155	65	360	219	181	114	54	103	113	127	...	
Dilapidated:																		
With priv. toilet and bath, and hot running water.....	...	1	1	1	...	17	14	...	...	16	...	3	2	3	...	1	...	
Lacking hot water, private toilet or bath.....	1	5	26	11	5	327	152	21	256	340	153	198	44	79	116	105	1	
Condition or plumbing facilities not reported.....	1	7	11	...	3	34	21	13	14	39	18	14	9	8	11	37	...	
NUMBER OF PERSONS																		
Total occupied dwelling units.....	32	196	1,180	64	351	3,282	1,454	812	1,289	2,978	2,124	886	421	749	944	1,634	53	
1 person.....	6	39	60	17	16	169	42	38	41	165	149	46	39	31	41	84	6	
2 persons.....	10	61	302	24	77	1,051	331	194	352	911	616	238	106	224	157	563	14	
3 persons.....	3	43	271	8	84	698	352	150	296	706	443	182	77	172	196	383	12	
4 persons.....	7	22	231	7	73	551	311	179	254	533	334	178	93	129	151	268	11	
5 persons.....	6	18	149	6	47	351	184	109	141	337	249	104	44	84	125	184	8	
6 persons.....	...	4	80	1	28	195	112	74	86	165	138	53	23	50	94	76	2	
7 persons.....	...	7	37	1	12	123	56	35	59	77	73	42	15	35	51	42	...	
8 persons.....	...	1	21	...	6	60	26	17	33	39	37	12	8	14	45	21	...	
9 persons.....	...	1	15	...	5	32	13	8	15	25	27	11	8	8	38	8	...	
10 persons or more.....	...	...	14	...	3	52	25	8	12	20	38	20	8	2	46	5	...	
Median number of persons:																		
Total occupied dwelling units.....	...	2.5	3.3	...	3.5	3.1	3.5	3.6	3.3	3.1	3.2	3.4	3.4	3.2	4.0	2.9	...	
Owner-occupied dwelling units.....	...	...	2.8	...	3.3	2.8	3.1	3.5	2.9	2.8	2.9	3.0	3.0	2.9	4.0	2.8	...	
Renter-occupied dwelling units.....	...	2.5	3.7	...	3.7	3.7	3.9	3.8	3.7	3.4	3.8	3.7	3.7	3.7	4.0	3.3	...	
PERSONS PER ROOM																		
Total occupied dwelling units.....	32	196	1,180	64	351	3,282	1,454	812	1,289	2,978	2,124	886	421	749	944	1,634	53	
0.75 or less.....	17	99	567	30	183	1,851	658	369	679	1,742	1,242	399	186	428	281	1,018	29	
0.76 to 1.00.....	8	40	285	16	92	655	354	218	274	639	408	217	86	149	194	335	16	
1.01 to 1.50.....	4	19	145	4	48	379	226	132	168	335	220	125	42	90	164	165	5	
1.51 or more.....	2	34	149	10	20	365	184	77	143	180	178	110	81	57	268	79	...	
Not reported.....	1	4	34	4	8	32	32	16	25	82	76	35	26	25	37	37	3	

Table 32.—OCCUPANCY CHARACTERISTICS, NUMBER OF ROOMS, CONDITION AND PLUMBING FACILITIES, AND NUMBER OF PERSONS IN RURAL-FARM DWELLING UNITS, FOR COUNTIES: 1950—Con.

[Percent not shown where less than 0.1; median and percent not shown where base is less than 100]

Subject	Edwards	Ellis	El Paso	Erath	Falls	Fannin	Fayette	Fisher	Floyd	Foard	Fort Bend	Franklin	Free-stone	Frio	Gaines	Galveston	Garza	
Total dwelling units.....	487	4,522	2,930	2,430	3,839	4,217	4,020	1,700	1,441	648	2,973	1,143	2,051	628	612	527	613	
OCCUPANCY, TENURE, AND RACE																		
Owned dwelling units.....	368	3,761	2,090	2,177	2,983	3,829	3,708	1,390	1,245	485	2,588	998	1,852	577	510	451	504	
Owner occupied.....	179	1,518	694	1,583	1,451	1,821	2,453	731	686	242	1,186	680	1,205	312	277	357	240	
Percent of total occupied.....	48.6	40.4	33.2	72.7	48.6	47.6	66.2	52.6	55.1	49.9	45.8	68.1	65.1	54.1	54.5	79.2	47.6	
White.....	179	1,478	680	1,582	1,222	1,754	2,260	727	686	242	837	665	665	309	275	346	238	
Negro.....	...	...	9	1	229	67	190	4	...	...	329	15	540	3	2	11	2	
Other races.....	...	...	5	...	...	3	...	...	...	...	...	...	...	...	...	...	...	
Renter occupied.....	189	2,243	1,396	594	1,532	2,008	1,255	659	559	243	1,402	318	647	265	233	94	264	
White.....	188	1,602	1,366	591	1,170	1,829	1,080	616	547	203	992	310	289	263	228	84	249	
Negro.....	1	640	29	3	362	1,76	175	43	12	40	410	8	358	2	5	10	15	
Other races.....	...	...	1	...	...	3	...	...	...	...	...	...	...	...	...	...	...	
Nonresident dwelling units.....	3	7	32	13	8	6	16	4	2	1	10	...	38	12	2	4	2	
Vacant dwelling units.....																		
Nonseasonal not dilapidated, for rent or sale.....	116	754	808	240	848	382	296	306	194	162	375	145	161	39	100	72	107	
Percent of total dwelling units.....	0.8	0.7	2.9	0.3	2.3	0.9	1.1	1.5	0.6	0.8	0.5	1.1	1.2	0.3	3.9	6.6	1.6	
For rent.....	3	26	40	7	81	29	34	24	6	1	11	10	23	1	20	20	8	
For sale only.....	1	6	46	1	7	11	9	1	3	4	3	3	1	1	4	15	2	
Nonseasonal not dilapidated, not for rent or sale.....	30	136	330	99	198	76	87	60	55	16	86	35	37	13	29	8	10	
Nonseasonal dilapidated.....	22	144	67	122	351	182	140	49	40	48	166	88	89	6	23	18	14	
Seasonal.....	60	442	325	11	211	84	26	172	90	93	109	9	11	18	24	11	73	
NUMBER OF ROOMS																		
1 room.....	83	53	717	31	39	24	25	42	14	28	48	7	22	18	15	15	14	
2 rooms.....	63	354	701	83	274	205	146	129	89	73	222	39	138	52	76	36	77	
3 rooms.....	84	650	342	342	585	646	549	243	146	76	421	181	327	97	125	59	76	
4 rooms.....	87	1,246	383	825	1,168	1,413	1,108	535	384	182	896	398	656	170	186	128	169	
5 rooms.....	60	1,085	238	628	884	1,016	994	349	363	140	620	335	507	129	81	132	146	
6 rooms.....	50	585	192	322	435	549	600	209	275	95	351	108	248	70	53	79	88	
7 rooms.....	32	219	73	98	138	167	249	46	88	35	102	36	64	23	12	27	24	
8 rooms.....	14	97	50	24	73	60	118	27	35	5	48	11	16	14	4	13	9	
9 rooms or more.....	7	89	47	21	45	57	92	13	26	5	45	6	9	10	4	17	4	
Not reported.....	7	144	187	56	198	80	139	107	21	9	150	22	64	45	56	21	6	
CONDITION AND PLUMBING FACILITIES																		
Total dwelling units.....	487	4,522	2,930	2,430	3,839	4,217	4,020	1,700	1,441	648	2,973	1,143	2,051	628	612	527	613	
Not dilapidated:																		
With priv. toilet and bath, and hot running water.....	177	645	758	409	207	202	257	240	708	122	394	126	143	146	211	296	197	
With private toilet and bath, and only cold water.....	51	162	25	173	107	40	236	55	46	33	168	21	36	54	19	38	19	
With running water, lacking private toilet or bath.....	77	880	264	707	671	899	1,328	240	313	84	455	128	227	76	112	65	182	
No running water.....	67	1,829	1,210	480	1,747	1,981	1,329	715	271	135	953	471	1,010	73	158	31	114	
Dilapidated:																		
With priv. toilet and bath, and hot running water.....	1	7	14	23	1	4	3	3	4	2	11	3	2	3	...	12	3	
Lacking hot water, private toilet or bath.....	94	900	424	588	960	1,046	718	340	84	269	793	370	568	206	67	61	81	
Condition or plumbing facilities not reported.....	20	99	235	50	146	45	149	107	15	3	199	24	65	70	45	24	17	
Renter-occupied dwelling units.....	189	2,243	1,396	594	1,532	2,008	1,255	659	559	243	1,402	318	647	265	233	94	264	
Not dilapidated:																		
With priv. toilet and bath, and hot running water.....	41	173	201	57	29	29	24	41	207	25	72	17	7	35	62	44	57	
With private toilet and bath, and only cold water.....	15	53	16	34	28	13	29	11	20	3	43	1	8	10	10	6	11	
With running water, lacking private toilet or bath.....	44	453	141	158	211	368	303	70	181	37	202	21	49	27	53	15	104	
No running water.....	39	1,040	805	145	873	1,046	556	354	124	71	572	139	312	33	74	6	52	
Dilapidated:																		
With priv. toilet and bath, and hot running water.....	1	2	3	8	1	2	...	...	3	1	6	...	...	3	...	3	1	
Lacking hot water, private toilet or bath.....	36	478	193	177	342	536	285	154	19	106	425	134	248	133	25	15	35	
Condition or plumbing facilities not reported.....	13	44	37	15	48	14	58	29	5	...	82	6	23	24	9	5	4	
NUMBER OF PERSONS																		
Total occupied dwelling units.....	368	3,761	2,090	2,177	2,983	3,829	3,708	1,390	1,245	485	2,588	998	1,852	577	510	451	504	
1 person.....	55	168	215	134	178	156	190	71	31	30	133	57	132	41	18	44	16	
2 persons.....	128	1,069	391	810	821	1,163	1,043	402	329	146	599	305	549	148	106	99	150	
3 persons.....	69	850	369	513	615	856	859	330	331	107	516	240	349	105	102	101	121	
4 persons.....	58	592	337	314	455	670	674	230	269	83	426	165	242	95	101	73	103	
5 persons.....	28	396	249	200	345	402	440	157	166	50	305	112	179	48	88	64	49	
6 persons.....	17	243	187	126	204	248	201	102	59	31	213	63	134	50	40	29	33	
7 persons.....	5	164	125	41	123	139	130	50	32	16	106	29	90	33	31	18	12	
8 persons.....	1	111	84	23	109	96	75	17	15	9	100	14	57	21	11	8	6	
9 persons.....	6	70	56	11	54	43	46	12	9	7	71	7	44	8	6	8	4	
10 persons or more.....	1	98	77	5	79	56	50	19	4	6	119	6	76	28	7	7	10	
Median number of persons:																		
Total occupied dwelling units.....	2.5	3.3	3.7	2.8	3.3	3.2	3.2	3.2	3.3	3.1	3.6	3.1	3.2	3.4	3.8	3.3	3.2	
Owner-occupied dwelling units.....	2.5	2.8	3.5	2.6	2.9	2.7	3.0	2.9	3.1	2.6	3.1	2.8	2.9	2.9	3.4	3.3	2.9	
Renter-occupied dwelling units.....	2.6	3.7	3.8	3.1	3.8	3.7	3.6	3.6	3.5	3.8	4.2	3.8	3.9	4.3	4.2	...	3.5	
PERSONS PER ROOM																		
Total occupied dwelling units.....	368	3,761	2,090	2,177	2,983	3,829	3,708	1,390	1,245	485	2,588	998	1,852	577	510	451	504	
0.75 or less.....	194	2,027	558	1,390	1,501	2,120	2,152	755	728	275	1,153	581	947	253	182	253	271	
0.76 to 1.00.....	73	725	426	415	607	796	795	277	328	95	553	196	340	107	101	94	121	
1.01 to 1.50.....	20	453	238	230	376	483	381	173	112	56	357	129	248	67	94	62	64	
1.51 or more.....	74	443	852	97	359	362	273	127	62	54	427	74	271	109	98	32	44	
Not reported.....	7	113	16	45	140	68	107	58	15	5	98	18	46	41	35	10	4	

HOUSING—GENERAL CHARACTERISTICS

Table 32.—OCCUPANCY CHARACTERISTICS, NUMBER OF ROOMS, CONDITION AND PLUMBING FACILITIES, AND NUMBER OF PERSONS IN RURAL-FARM DWELLING UNITS, FOR COUNTIES: 1950—Con.

[Percent not shown where less than 0.1; median and percent not shown where base is less than 100]

Subject	Gil-lespie	Glass-cock	Goliad	Gonzales	Gray	Gray-son	Gregg	Grimes	Guadal-upe	Hale	Hall	Hamil- ton	Hans- ford	Harde- man	Hardin	Harris	Harris- son	
Total dwelling units.....	1,549	196	902	2,728	697	3,895	1,301	2,047	2,653	2,570	1,651	1,754	346	1,244	1,122	3,230	3,690	
OCCUPANCY, TENURE, AND RACE																		
Occupied dwelling units.....	1,301	165	806	2,439	569	3,569	1,192	1,803	2,189	2,196	1,189	1,592	260	919	1,013	2,572	3,298	
Owner occupied.....	1,028	78	458	1,580	283	2,028	937	1,053	1,441	1,024	392	1,102	147	448	849	1,889	1,974	
Percent of total occupied.....	79.0	47.3	56.8	64.8	49.7	56.8	78.6	58.4	65.8	46.6	33.0	69.2	56.5	48.7	83.8	73.4	59.9	
White.....	1,025	78	425	1,348	283	1,960	497	734	1,288	1,016	389	1,102	147	446	827	1,786	871	
Negro.....	3	...	33	232	...	68	440	319	153	7	3	...	...	2	22	82	1,103	
Other races.....	...	...	...	...	...	...	...	...	...	1	...	...	...	...	...	21	...	
Renter occupied.....	273	87	348	859	286	1,541	255	750	748	1,172	797	490	113	471	164	683	1,324	
White.....	272	84	320	665	284	1,504	132	384	619	1,081	679	489	112	445	158	579	301	
Negro.....	1	3	28	194	2	37	123	366	129	89	118	...	...	26	5	98	1,023	
Other races.....	...	...	...	...	...	...	...	...	...	2	...	1	1	...	1	6	...	
Nonresident dwelling units.....	10	...	4	14	1	14	2	3	52	1	2	3	...	2	2	178	4	
Vacant dwelling units.....	238	31	92	275	127	312	107	241	412	373	460	159	86	323	107	480	388	
Nonseasonal not dilapidated, for rent or sale.....	15	...	9	18	15	40	19	8	40	37	5	11	24	6	31	326	31	
Percent of total dwelling units.....	1.0	...	1.0	0.7	2.2	1.0	1.5	0.4	1.5	1.4	0.3	0.6	6.9	0.5	2.8	10.1	0.8	
For rent.....	7	...	9	11	10	30	10	7	24	27	4	10	15	5	26	132	24	
For sale only.....	8	...	...	7	5	10	9	1	16	10	1	9	1	5	194	7	...	
Nonseasonal not dilapidated, not for rent or sale.....	91	10	14	70	55	74	21	53	111	62	26	94	13	55	19	58	70	
Nonseasonal dilapidated.....	26	13	35	125	36	104	43	173	115	34	35	48	9	69	52	87	268	
Seasonal.....	106	8	34	62	21	94	24	7	146	240	394	6	40	193	5	9	19	
NUMBER OF ROOMS																		
1 room.....	44	8	10	40	14	26	7	21	36	110	90	3	5	36	57	64	32	
2 rooms.....	76	24	53	170	44	145	58	86	188	278	286	117	18	140	80	206	259	
3 rooms.....	167	21	130	415	80	478	150	250	483	326	233	79	38	195	175	311	816	
4 rooms.....	387	61	198	766	175	1,188	303	638	646	703	537	779	94	374	288	735	1,080	
5 rooms.....	362	31	183	676	165	1,043	319	524	621	489	244	137	59	254	262	833	741	
6 rooms.....	253	34	136	374	109	594	274	334	404	339	178	401	61	150	164	546	455	
7 rooms.....	124	4	54	149	52	172	89	91	165	135	44	16	29	56	47	176	133	
8 rooms.....	65	3	32	49	20	85	38	39	51	59	14	47	20	13	14	75	47	
9 rooms or more.....	3	2	23	29	19	71	22	23	30	37	7	18	20	8	7	50	25	
Not reported.....	32	8	83	60	19	93	41	41	29	94	18	157	2	18	18	234	102	
CONDITION AND PLUMBING FACILITIES																		
Total dwelling units.....	1,549	196	902	2,728	697	3,895	1,301	2,047	2,653	2,570	1,651	1,754	346	1,244	1,122	3,230	3,690	
Not dilapidated:																		
With priv. toilet and bath, and hot running water.....	314	78	159	441	398	539	411	160	334	1,201	163	326	251	208	186	1,478	393	
With private toilet and bath, and only cold water.....	330	10	130	240	6	193	32	29	256	55	22	170	4	51	44	248	36	
With running water, lacking private toilet or bath.....	470	27	213	617	93	881	121	186	636	420	130	721	35	180	201	491	250	
No running water.....	253	32	68	480	60	1,437	425	831	670	458	634	133	32	418	410	461	1,303	
Dilapidated:																		
With priv. toilet and bath, and hot running water.....	2	3	4	17	14	12	4	5	5	40	2	5	1	3	14	33	4	
Lacking hot water, private toilet or bath.....	140	40	233	813	99	684	263	740	691	333	671	252	21	361	242	348	1,599	
Condition or plumbing facilities not reported.....	40	6	95	120	27	149	45	96	61	63	29	147	2	23	25	171	105	
Renter-occupied dwelling units.....	273	87	348	859	286	1,541	255	750	748	1,172	797	490	113	471	164	683	1,324	
Not dilapidated:																		
With priv. toilet and bath, and hot running water.....	41	27	26	66	157	80	51	18	28	418	41	45	80	56	16	224	34	
With private toilet and bath, and only cold water.....	45	7	24	50	3	33	7	4	32	33	9	34	3	16	4	46	2	
With running water, lacking private toilet or bath.....	99	11	77	179	51	321	27	34	144	278	65	234	16	81	29	116	61	
No running water.....	42	18	41	165	24	700	64	341	246	233	364	43	13	185	57	111	432	
Dilapidated:																		
With priv. toilet and bath, and hot running water.....	...	2	2	5	6	4	...	3	1	15	...	2	...	1	1	7	2	
Lacking hot water, private toilet or bath.....	38	19	149	341	41	321	91	311	274	166	306	106	...	121	52	145	757	
Condition or plumbing facilities not reported.....	8	3	29	53	4	82	15	39	23	29	12	26	1	11	5	34	36	
NUMBER OF PERSONS																		
Total occupied dwelling units.....	1,301	165	806	2,439	569	3,569	1,192	1,803	2,189	2,196	1,189	1,592	260	919	1,013	2,572	3,298	
1 person.....	71	16	55	161	34	175	84	139	133	91	43	80	10	62	45	144	216	
2 persons.....	386	43	230	727	183	1,117	337	548	654	520	287	525	65	271	260	666	785	
3 persons.....	291	34	183	481	143	813	234	339	436	510	252	368	53	204	219	560	561	
4 persons.....	240	33	131	399	99	627	211	270	354	457	234	328	59	172	172	499	445	
5 persons.....	135	20	66	253	60	393	112	168	243	302	150	155	34	92	130	315	322	
6 persons.....	86	6	44	155	29	207	79	139	122	151	82	75	24	53	97	184	283	
7 persons.....	49	6	41	84	9	116	45	68	80	81	63	33	13	27	44	84	217	
8 persons.....	25	3	26	70	7	59	38	57	59	43	29	15	1	18	24	50	146	
9 persons.....	7	3	11	44	2	30	23	25	43	22	22	6	1	10	6	31	135	
10 persons or more.....	11	1	19	65	3	32	29	50	65	19	27	7	...	10	15	39	188	
Median number of persons:																		
Total occupied dwelling units.....	3.2	3.2	3.1	3.2	3.0	3.1	3.2	3.1	3.2	3.5	3.6	3.0	3.5	3.1	3.4	3.4	3.7	
Owner-occupied dwelling units.....	3.1	...	2.6	2.9	2.9	2.8	3.2	2.7	2.9	3.1	2.9	2.8	3.4	2.6	3.4	3.2	3.3	
Renter-occupied dwelling units.....	3.3	...	4.1	3.8	3.1	3.6	3.4	3.9	4.1	3.8	3.9	3.5	3.6	3.8	3.6	3.8	4.5	
PERSONS PER ROOM																		
Total occupied dwelling units.....	1,301	165	806	2,439	569	3,569	1,192	1,803	2,189	2,196	1,189	1,592	260	919	1,013	2,572	3,298	
0.75 or less.....	823	84	459	1,330	362	2,107	671	1,020	1,141	1,054	518	984	161	524	420	1,414	1,406	
0.78 to 1.00.....	248	40	121	498	116	757	256	346	427	537	289	340	57	195	241	603	606	
1.01 to 1.50.....	142	16	82	275	62	396	127	218	281	294	158	142	32	110	174	329	515	
1.51 or more.....	72	21	106	288	24	236	108	189	330	240	210	54	8	79	166	156	692	
Not reported.....	16	4	38	48	5	73	30	30	10	71	14	72	2	11	12	70	79	



Table 32.—OCCUPANCY CHARACTERISTICS, NUMBER OF ROOMS, CONDITION AND PLUMBING FACILITIES, AND NUMBER OF PERSONS IN RURAL-FARM DWELLING UNITS, FOR COUNTIES: 1950—Con.

[Percent not shown where less than 0.1; median and percent not shown where base is less than 100]

Subject	Hart- ley	Has- kell	Hays	Hemp- hill	Hen- derson	Hi- dalgo	Hill	Hock- ley	Hood	Hop- kins	Hous- ton	Howard	Ruds- peth	Hunt	Hutch- inson	Irion	Jack	
<b>Total dwelling units</b> .....	272	2,017	1,260	373	3,074	7,817	4,525	2,432	921	3,304	2,898	1,119	747	4,686	180	172	949	
<b>OCCUPANCY, TENURE, AND RACE</b>																		
Occupied dwelling units.....	218	1,695	929	318	2,713	7,144	3,461	1,759	787	3,005	2,837	915	578	3,540	150	140	793	
Owner occupied.....	106	725	613	187	1,893	3,488	1,623	646	532	1,929	1,797	399	106	1,633	79	69	565	
Percent of total occupied.....	48.6	42.8	66.0	58.8	69.8	48.8	46.9	36.7	67.6	64.2	63.3	43.6	18.3	46.1	52.7	49.3	71.2	
White.....	106	724	581	187	1,634	3,451	1,584	642	531	1,810	1,192	398	104	1,586	79	69	565	
Negro.....	...	1	32	...	259	2	39	4	1	119	605	1	2	47	...	...	...	
Other races.....	...	...	...	...	...	35	...	...	...	...	...	...	...	...	...	...	...	
Renter occupied.....	112	970	316	131	820	3,656	1,838	1,113	255	1,076	1,040	516	472	1,907	71	71	228	
White.....	112	896	307	131	644	3,575	1,546	1,010	255	969	536	495	466	1,602	71	69	228	
Negro.....	...	72	9	...	176	10	292	103	...	107	504	21	5	305	...	2	...	
Other races.....	...	2	...	...	...	71	...	...	...	...	...	...	1	...	...	...	...	
Nonresident dwelling units.....	...	1	...	...	14	24	12	1	3	14	3	3	16	...	...	...	...	
Vacant dwelling units.....	54	321	331	55	347	649	1,052	672	131	285	58	201	153	1,140	30	32	152	
Nonseasonal not dilapidated, for rent or sale.....	1	9	20	1	57	87	39	37	2	47	23	7	10	39	14	4	9	
Percent of total dwelling units.....	0.4	0.4	1.6	0.3	1.9	1.1	0.9	1.5	0.2	1.4	0.8	0.6	1.3	0.8	7.8	2.3	0.9	
For rent.....	1	7	15	1	47	59	34	34	2	42	17	2	9	32	8	2	6	
For sale only.....	...	2	5	...	10	28	5	5	...	5	6	5	7	6	2	3	3	
Nonseasonal not dilapidated, not for rent or sale.....	32	45	85	34	117	146	116	73	30	70	...	29	28	125	5	21	53	
Nonseasonal dilapidated.....	18	86	156	9	162	264	148	33	65	141	35	19	21	210	11	7	81	
Seasonal.....	3	181	70	11	11	152	749	529	34	27	...	146	94	766	...	...	9	
<b>NUMBER OF ROOMS</b>																		
1 room.....	14	61	33	9	18	1,459	98	240	7	11	19	28	226	52	3	8	3	
2 rooms.....	22	175	131	21	161	1,717	452	477	54	134	117	148	242	428	10	15	57	
3 rooms.....	28	267	213	35	554	964	664	369	141	583	376	172	82	800	16	22	129	
4 rooms.....	70	632	290	103	1,021	1,102	1,344	720	299	1,140	891	322	73	1,413	47	37	280	
5 rooms.....	59	486	282	87	745	1,014	1,030	354	241	886	711	239	48	1,137	28	33	227	
6 rooms.....	41	244	163	70	302	735	545	173	94	355	466	134	35	546	30	13	134	
7 rooms.....	19	59	75	17	93	312	162	41	45	79	122	36	10	165	22	13	32	
8 rooms.....	15	15	27	12	27	143	53	21	13	23	30	12	4	52	6	5	18	
9 rooms or more.....	10	15	25	15	12	102	39	8	7	14	21	4	8	27	6	3	14	
Not reported.....	8	63	21	4	141	269	138	29	20	79	145	24	19	66	12	3	55	
<b>CONDITION AND PLUMBING FACILITIES</b>																		
<b>Total dwelling units</b> .....	272	2,017	1,260	373	3,074	7,817	4,525	2,432	921	3,304	2,898	1,119	747	4,686	180	172	949	
Not dilapidated.....	155	359	359	174	337	2,306	382	785	166	264	290	344	138	292	133	97	142	
With priv. toilet and bath, and hot running water.....	8	62	82	16	76	409	108	32	89	53	37	61	9	70	2	18	42	
With private toilet and bath, and only cold water.....	41	468	208	80	345	524	1,137	499	245	483	297	226	98	838	20	28	195	
With running water, lacking private toilet or bath.....	42	700	257	68	1,267	1,457	1,479	716	154	1,586	1,326	282	271	1,953	6	11	367	
No running water.....	1	...	11	5	8	77	10	12	12	3	7	2	7	3	3	...	1	
Dilapidated.....	20	376	331	28	819	2,716	1,274	356	244	825	815	162	203	1,448	12	13	143	
Lacking hot water, private toilet or bath.....	5	52	12	2	222	328	135	32	11	90	126	42	21	82	4	5	59	
Condition or plumbing facilities not reported.....	112	970	316	131	820	3,656	1,838	1,113	255	1,076	1,040	516	472	1,907	71	71	228	
Renter-occupied dwelling units.....	112	970	316	131	820	3,656	1,838	1,113	255	1,076	1,040	516	472	1,907	71	71	228	
Not dilapidated.....	63	90	64	57	10	355	71	300	40	17	29	99	48	37	56	35	19	
With priv. toilet and bath, and hot running water.....	5	23	21	5	8	145	38	18	23	6	7	26	3	19	1	10	8	
With private toilet and bath, and only cold water.....	23	249	59	36	69	180	517	328	69	82	65	141	71	297	7	14	50	
With running water, lacking private toilet or bath.....	17	430	89	15	305	830	656	312	50	579	485	152	192	913	3	5	90	
No running water.....	1	...	1	2	1	29	5	4	7	1	2	1	3	1	...	...	...	
Dilapidated.....	3	158	77	15	329	1,969	475	139	72	354	380	82	146	597	3	6	41	
Lacking hot water, private toilet or bath.....	...	20	5	1	98	148	76	12	...	37	72	15	9	43	...	1	20	
Condition or plumbing facilities not reported.....																		
<b>NUMBER OF PERSONS</b>																		
<b>Total occupied dwelling units</b> .....	218	1,695	929	318	2,713	7,144	3,461	1,759	787	3,005	2,837	915	578	3,540	150	140	793	
1 person.....	18	63	69	19	174	475	178	64	42	149	192	39	64	196	5	14	55	
2 persons.....	54	419	268	79	738	1,667	1,050	377	293	884	795	263	118	1,141	43	41	273	
3 persons.....	48	428	188	82	581	1,275	790	374	186	750	582	198	114	764	33	44	166	
4 persons.....	46	351	161	57	443	1,134	641	398	130	547	431	175	98	593	28	26	150	
5 persons.....	24	196	88	34	304	851	341	258	71	305	269	101	75	364	17	8	89	
6 persons.....	15	105	50	19	197	550	214	132	36	175	195	64	39	218	13	4	35	
7 persons.....	6	56	35	15	111	410	88	72	14	95	151	32	35	99	7	3	11	
8 persons.....	5	33	21	9	75	280	74	33	5	58	83	19	12	70	3	...	9	
9 persons.....	2	19	21	2	48	205	38	26	6	29	64	8	11	40	1	...	3	
10 persons or more.....	...	25	28	2	42	297	47	25	4	13	75	16	12	55	...	...	2	
Median number of persons:																		
Total occupied dwelling units.....	3.3	3.4	3.2	3.2	3.3	3.6	3.1	3.7	2.8	3.1	3.2	3.3	3.4	3.1	3.3	2.8	2.9	
Owner-occupied dwelling units.....	3.3	3.0	2.9	3.0	3.1	3.3	2.9	3.3	2.5	2.9	3.0	2.7	3.3	2.6	...	...	2.7	
Renter-occupied dwelling units.....	3.3	3.7	3.7	3.6	3.8	3.9	3.4	3.9	3.4	3.7	3.7	3.8	3.5	3.5	...	...	3.3	
<b>PERSONS PER ROOM</b>																		
<b>Total occupied dwelling units</b> .....	218	1,695	929	318	2,713	7,144	3,461	1,759	787	3,005	2,837	915	578	3,540	150	140	793	
0.75 or less.....	129	839	526	197	1,371	2,311	1,952	371	497	1,689	1,463	476	117	2,051	90	94	481	
0.76 to 1.00.....	52	421	190	58	548	1,166	704	506	158	640	550	189	105	736	30	25	168	
1.01 to 1.50.....	25	213	95	37	387	736	421	408	62	369	354	114	52	390	15	13	70	
1.51 or more.....	10	180	105	22	315	2,726	286	454	53	245	325	124	295	312	4	8	41	
Not reported.....	2	42	13	4	92	205	98	20	17	62	145	12	9	51	11	...	23	

Table 32.—OCCUPANCY CHARACTERISTICS, NUMBER OF ROOMS, CONDITION AND PLUMBING FACILITIES, AND NUMBER OF PERSONS IN RURAL-FARM DWELLING UNITS, FOR COUNTIES: 1950—Con.

[Percent not shown where less than 0.1; median and percent not shown where base is less than 100]

Subject	Mc-Culloch	Mc-Lennan	Mc-Mullen	Madison	Marion	Mar-tin	Mason	Mata-gorda	Mav-erick	Me-dina	Me-nard	Mid-land	Millam	Mills	Mitch-ell	Mon-tague	Mont-gomery	
Total dwelling units.....	1,297	4,197	300	1,509	1,197	1,326	775	1,634	454	1,852	492	481	3,796	1,181	1,250	1,993	1,451	
OCCUPANCY, TENURE, AND RACE																		
Occupied dwelling units.....	1,022	3,792	191	1,238	1,103	834	631	1,218	380	1,654	381	396	2,837	1,014	1,089	1,590	1,213	
Owner occupied.....	685	2,214	125	754	818	362	492	775	185	1,315	226	160	1,623	734	491	932	954	
Percent of total occupied.....	67.0	58.4	65.4	60.9	74.2	43.4	78.0	63.6	48.7	79.5	59.3	40.4	57.2	72.4	45.1	58.6	78.6	
White.....	683	2,022	125	588	272	360	490	552	185	1,308	226	156	1,438	734	483	932	769	
Negro.....	2	192	...	166	546	2	1	223	...	6	...	4	184	...	8	...	185	
Other races.....	...	...	...	...	...	1	...	...	...	1	...	...	1	...	...	...	...	
Renter occupied.....	337	1,578	66	484	285	472	139	443	195	339	155	236	1,214	280	598	658	259	
White.....	329	1,366	64	279	80	448	133	316	194	332	153	213	911	279	564	658	165	
Negro.....	8	212	2	205	24	5	127	1	4	2	12	303	1	34	...	94	...	
Other races.....	...	...	...	...	...	...	...	...	...	3	...	11	...	...	...	...	...	
Nonresident dwelling units.....	7	8	19	13	19	2	1	74	2	7	...	...	5	9	3	10	15	
Vacant dwelling units.....	268	397	90	258	75	490	143	342	72	191	111	85	954	158	158	393	223	
Nonseasonal not dilapidated, for rent or sale.....	9	43	2	19	7	4	14	17	16	16	2	16	22	6	9	22	28	
Percent of total dwelling units.....	0.7	1.0	0.7	1.3	0.6	0.3	1.8	1.0	3.5	0.9	0.4	3.3	0.6	0.5	0.7	1.1	1.9	
For rent.....	7	35	...	13	7	3	9	16	11	9	1	9	14	6	9	17	23	
For sale only.....	2	8	2	6	...	1	5	1	5	7	1	7	8	...	...	5	5	
Nonseasonal not dilapidated, not for rent or sale.....	104	83	43	56	20	42	47	83	27	91	45	21	311	69	51	132	75	
Nonseasonal dilapidated.....	114	152	9	168	45	20	40	133	18	50	16	31	335	82	47	214	114	
Seasonal.....	41	119	36	15	3	424	42	109	11	34	48	17	286	1	51	25	6	
NUMBER OF ROOMS																		
1 room.....	14	44	26	17	6	212	17	106	72	47	14	20	51	10	22	27	30	
2 rooms.....	70	174	50	118	75	292	64	236	68	159	45	69	282	39	129	110	82	
3 rooms.....	169	510	56	241	213	196	86	245	93	300	71	79	643	136	183	392	162	
4 rooms.....	384	1,270	55	449	373	332	192	355	105	489	122	139	1,096	349	420	633	434	
5 rooms.....	331	1,106	51	350	271	165	150	264	48	424	92	81	850	347	263	448	346	
6 rooms.....	206	578	34	209	172	84	121	195	26	248	69	52	478	163	130	214	206	
7 rooms.....	57	205	11	50	37	15	52	72	9	87	36	16	155	61	40	53	73	
8 rooms.....	28	86	3	7	13	3	31	32	4	27	18	8	61	21	7	19	31	
9 rooms or more.....	13	76	9	7	7	1	26	20	4	17	17	3	46	10	8	12	17	
Not reported.....	25	148	5	61	30	26	36	109	25	54	8	14	134	45	48	85	70	
CONDITION AND PLUMBING FACILITIES																		
Total dwelling units.....	1,297	4,197	300	1,509	1,197	1,326	775	1,634	454	1,852	492	481	3,796	1,181	1,250	1,993	1,451	
Not dilapidated:																		
With priv. toilet and bath, and hot running water.....	351	818	68	153	86	272	271	279	111	570	198	205	241	214	346	265	262	
With private toilet and bath, and only cold water.....	147	333	26	38	6	33	141	84	26	293	58	16	123	156	59	45	40	
With running water, lacking private toilet or bath.....	321	815	76	138	105	220	213	50	391	102	73	581	353	247	314	165	165	
No running water.....	215	1,146	102	511	507	291	116	473	131	309	80	68	1,465	206	241	812	522	
Dilapidated:																		
With priv. toilet and bath, and hot running water.....	4	29	...	5	...	6	2	17	...	10	1	9	8	...	9	5	4	
Lacking hot water, private toilet or bath.....	230	891	20	607	474	394	97	453	118	227	47	101	1,202	203	258	460	353	
Condition or plumbing facilities not reported.....	29	165	8	57	19	110	20	115	18	52	6	6	176	49	90	92	105	
Renter-occupied dwelling units.....	337	1,578	66	484	285	472	139	443	195	339	155	236	1,214	280	598	658	259	
Not dilapidated:																		
With priv. toilet and bath, and hot running water.....	57	144	8	23	6	74	25	37	40	67	46	81	23	25	94	49	21	
With private toilet and bath, and only cold water.....	43	78	2	5	...	16	25	21	11	39	26	10	28	30	27	17	4	
With running water, lacking private toilet or bath.....	113	343	28	28	12	123	34	71	20	77	35	44	148	98	141	109	20	
No running water.....	50	551	23	147	94	95	26	133	57	61	24	33	532	47	154	284	93	
Dilapidated:																		
With priv. toilet and bath, and hot running water.....	1	8	...	...	3	...	5	...	3	1	4	...	...	...	1	...	...	
Lacking hot water, private toilet or bath.....	60	403	4	260	164	127	23	144	62	84	22	63	440	64	152	97	97	
Condition or plumbing facilities not reported.....	13	51	1	21	9	34	6	32	5	8	1	1	43	16	29	47	24	
NUMBER OF PERSONS																		
Total occupied dwelling units.....	1,022	3,792	191	1,238	1,103	834	631	1,218	380	1,654	381	396	2,837	1,014	1,089	1,590	1,213	
1 person.....	59	170	24	107	77	40	45	112	41	103	33	19	217	51	36	98	95	
2 persons.....	352	1,086	68	379	294	191	215	318	98	498	132	86	816	335	265	530	384	
3 persons.....	248	868	47	264	208	185	159	243	81	325	98	79	587	262	266	362	240	
4 persons.....	182	720	23	177	150	150	98	184	53	278	67	82	427	179	208	256	186	
5 persons.....	105	379	12	116	113	85	68	112	52	208	30	66	302	86	118	156	118	
6 persons.....	35	236	8	73	73	70	31	96	19	106	11	31	191	51	66	89	74	
7 persons.....	18	134	2	44	69	46	9	51	14	57	4	11	106	29	51	51	54	
8 persons.....	12	71	2	30	55	30	4	34	9	36	2	8	73	8	24	27	23	
9 persons.....	5	56	3	17	21	11	1	34	2	16	2	4	49	7	22	10	17	
10 persons or more.....	6	72	2	31	43	26	1	34	11	27	2	10	69	6	33	11	22	
Median number of persons:																		
Total occupied dwelling units.....	2.9	3.2	2.6	3.0	3.4	3.5	2.8	3.2	3.1	3.2	2.8	3.7	3.2	3.0	3.4	3.0	3.0	
Owner-occupied dwelling units.....	2.7	2.9	2.6	2.8	3.2	3.2	2.8	3.0	2.9	3.1	2.5	3.1	2.8	2.8	2.9	2.7	2.9	
Renter-occupied dwelling units.....	3.3	3.7	...	3.5	4.0	3.9	3.1	3.7	3.4	3.5	3.2	4.0	3.8	3.3	4.0	3.4	3.4	
PERSONS PER ROOM																		
Total occupied dwelling units.....	1,022	3,792	191	1,238	1,103	834	631	1,218	380	1,654	381	396	2,837	1,014	1,089	1,590	1,213	
0.75 or less.....	653	2,109	125	702	537	330	416	586	140	875	258	137	1,596	642	503	926	716	
0.76 to 1.00.....	213	826	28	220	209	180	114	250	79	353	67	131	535	193	218	317	230	
1.01 to 1.50.....	93	435	9	139	148	138	53	151	40	185	28	61	320	93	157	186	135	
1.51 or more.....	46	333	27	135	185	173	20	179	104	210	20	65	320	51	183	128	106	
Not reported.....	17	89	2	42	24	13	28	52	17	31	8	2	66	35	28	33	26	

Table 32.—OCCUPANCY CHARACTERISTICS, NUMBER OF ROOMS, CONDITION AND PLUMBING FACILITIES, AND NUMBER OF PERSONS IN RURAL-FARM DWELLING UNITS, FOR COUNTIES: 1950—Con.

[Percent not shown where less than 0.1; median and percent not shown where base is less than 100]

Subject	Moore	Morris	Motley	Nacogdoches	Nacvarro	Newton	Nolan	Nueces	Ochiltree	Oldham	Orange	Palo Pinto	Panola	Parker	Parmer	Pecos	Polk
Total dwelling units.....	250	1,087	705	2,996	4,236	1,204	1,061	2,265	431	152	582	1,212	2,522	2,696	920	605	1,126
OCCUPANCY, TENURE, AND RACE																	
Occupied dwelling units.....	200	890	511	2,660	3,232	1,151	882	1,868	366	132	550	977	2,274	2,454	842	480	1,019
Owner occupied.....	74	517	274	1,898	1,219	1,020	438	657	217	67	449	733	1,567	1,700	501	190	777
Percent of total occupied.....	37.0	58.1	53.6	71.4	37.7	88.6	49.7	35.2	59.3	50.8	81.6	75.0	68.9	69.3	59.5	39.6	76.3
White.....	74	397	273	1,623	1,046	583	437	655	217	67	445	730	1,156	1,697	501	190	618
Negro.....	...	120	1	275	172	437	1	2	...	...	2	2	411	3	...	...	159
Other races.....	...	...	...	...	1	...	...	...	...	...	2	1	...	...	...	...	...
Renter occupied.....	126	373	237	762	2,013	131	444	1,211	149	65	101	244	707	754	341	290	242
White.....	124	209	218	522	1,405	103	433	1,186	149	65	90	244	283	754	339	275	155
Negro.....	1	164	19	240	607	28	11	25	...	...	11	...	424	...	2	15	87
Other races.....	1	...	...	...	1	...	...	...	...	...	...	...	...	...	...	...	...
Nonresident dwelling units.....	1	1	1	...	5	9	...	9	...	...	...	...	...	5	1	4	3
Vacant dwelling units.....	49	196	193	336	999	44	179	388	65	19	32	230	248	237	77	121	104
Nonseasonal not dilapidated, for rent or sale.....	18	32	2	55	24	11	20	38	3	2	16	20	38	42	5	3	13
Percent of total dwelling units.....	7.2	2.9	0.3	1.8	0.6	0.9	1.9	1.7	0.7	1.3	2.7	1.7	1.5	1.6	0.5	0.5	1.2
For rent.....	16	25	2	47	14	9	17	32	2	1	7	18	34	25	4	1	8
For sale only.....	2	7	...	8	10	2	3	6	1	1	9	2	17	4	...	...	5
Nonseasonal not dilapidated, not for rent or sale.....	23	24	20	82	218	8	42	25	52	10	6	67	85	75	22	30	26
Nonseasonal dilapidated.....	...	131	24	189	372	23	75	16	10	5	9	112	116	111	37	24	58
Seasonal.....	8	9	147	10	385	2	42	309	...	2	1	31	9	9	13	64	7
NUMBER OF ROOMS																	
1 room.....	8	12	43	20	51	17	12	135	3	3	18	34	14	42	12	71	20
2 rooms.....	20	71	112	91	371	65	76	400	11	2	25	66	105	159	57	123	54
3 rooms.....	28	239	131	369	583	138	137	327	25	15	66	183	377	452	99	90	107
4 rooms.....	68	380	218	986	1,329	333	330	425	93	37	156	393	798	916	256	125	344
5 rooms.....	50	209	86	706	1,013	300	247	367	88	35	177	271	634	671	204	88	281
6 rooms.....	41	112	73	489	503	242	148	288	82	21	83	143	383	309	160	44	207
7 rooms.....	11	35	18	154	125	57	39	140	51	12	32	39	108	64	61	25	49
8 rooms.....	4	8	5	32	58	21	18	50	20	11	11	21	30	25	19	16	14
9 rooms or more.....	7	3	6	10	24	9	10	47	21	7	10	10	20	24	21	9	5
Not reported.....	13	18	13	139	179	22	44	86	37	9	4	52	53	34	31	14	45
CONDITION AND PLUMBING FACILITIES																	
Total dwelling units.....	250	1,087	705	2,996	4,236	1,204	1,061	2,265	431	152	582	1,212	2,522	2,696	920	605	1,126
Not dilapidated:																	
With priv. toilet and bath, and hot running water.....	181	131	115	312	292	65	307	744	273	85	275	259	332	629	526	221	117
With private toilet and bath, and only cold water.....	3	24	14	52	46	9	55	81	7	1	36	53	31	169	10	29	22
With running water, lacking private toilet or bath.....	16	85	80	371	558	158	219	523	71	25	96	213	226	616	107	53	143
No running water.....	29	474	215	1,157	1,853	601	187	541	31	8	71	346	1,126	645	118	122	434
Dilapidated:																	
With priv. toilet and bath, and hot running water.....	...	5	9	7	5	1	10	11	...	...	12	9	8	13	18	6	6
Lacking hot water, private toilet or bath.....	5	342	251	974	1,354	395	237	275	17	6	82	259	723	565	84	136	357
Condition or plumbing facilities not reported.....	16	26	21	123	128	15	46	90	32	27	10	73	76	59	57	38	47
Renter-occupied dwelling units.....	126	373	237	762	2,013	131	444	1,211	149	65	101	244	707	754	341	290	242
Not dilapidated:																	
With priv. toilet and bath, and hot running water.....	90	15	11	24	83	5	82	271	81	34	35	40	9	124	135	84	7
With private toilet and bath, and only cold water.....	3	1	3	3	13	...	27	42	4	1	6	7	3	46	4	17	4
With running water, lacking private toilet or bath.....	10	21	31	54	249	15	105	366	38	14	17	39	21	182	57	35	30
No running water.....	11	189	96	270	1,011	57	96	269	20	6	15	74	282	165	71	60	74
Dilapidated:																	
With priv. toilet and bath, and hot running water.....	...	...	1	...	1	1	8	6	...	...	5	4	1	3	7	4	...
Lacking hot water, private toilet or bath.....	3	135	85	379	594	47	112	222	5	1	21	59	359	210	35	66	119
Condition or plumbing facilities not reported.....	9	12	10	32	62	6	14	35	1	9	2	21	32	24	32	24	8
NUMBER OF PERSONS																	
Total occupied dwelling units.....	200	890	511	2,660	3,232	1,151	882	1,868	366	132	550	977	2,274	2,454	842	480	1,019
1 person.....	11	53	30	137	185	61	38	90	16	7	29	81	115	153	18	50	55
2 persons.....	53	213	146	735	903	259	245	353	83	30	150	335	549	821	216	122	283
3 persons.....	49	165	113	575	700	212	191	361	93	20	120	229	461	527	193	91	221
4 persons.....	40	168	109	427	537	163	163	349	75	37	96	135	391	389	185	97	170
5 persons.....	23	113	47	313	362	144	111	234	44	16	69	93	259	302	125	47	97
6 persons.....	14	62	35	185	194	95	72	140	31	10	40	51	169	139	62	35	71
7 persons.....	4	33	9	125	131	78	24	106	12	5	27	22	110	68	23	15	46
8 persons.....	3	31	7	78	75	64	13	100	5	2	10	15	84	34	16	10	34
9 persons.....	2	22	6	40	56	36	8	60	4	4	5	7	53	7	2	8	22
10 persons or more.....	1	30	9	45	89	39	17	75	3	1	4	9	83	14	2	5	20
Median number of persons:																	
Total occupied dwelling units.....	3.2	3.6	3.2	3.3	3.3	3.8	3.3	3.9	3.4	3.7	3.3	2.8	3.5	3.0	3.5	3.2	3.3
Owner-occupied dwelling units.....	...	3.1	3.0	3.1	2.7	3.7	2.8	3.2	3.3	...	3.3	2.7	3.3	2.7	3.3	3.0	3.2
Renter-occupied dwelling units.....	3.4	4.2	3.6	4.0	3.7	4.1	3.9	4.3	3.6	...	3.4	3.3	4.3	3.6	3.6	3.5	3.6
PERSONS PER ROOM																	
Total occupied dwelling units.....	200	890	511	2,660	3,232	1,151	882	1,868	366	132	550	977	2,274	2,454	842	480	1,019
0.75 or less.....	110	414	264	1,442	1,717	535	465	819	229	70	285	490	935	1,376	442	198	547
0.76 to 1.00.....	40	191	117	522	645	243	193	315	76	34	147	164	462	542	214	121	200
1.01 to 1.50.....	30	130	60	359	435	200	110	259	40	13	65	147	408	318	105	53	135
1.51 or more.....	14	147	63	253	342	154	88	422	13	9	49	133	430	198	56	103	107
Not reported.....	6	8	7	84	113	19	26	53	8	6	4	43	39	20	25	5	30

## HOUSING—GENERAL CHARACTERISTICS

Table 32.—OCCUPANCY CHARACTERISTICS, NUMBER OF ROOMS, CONDITION AND PLUMBING FACILITIES, AND NUMBER OF PERSONS IN RURAL-FARM DWELLING UNITS, FOR COUNTIES: 1950—Con.

[Percent not shown where less than 0.1; median and percent not shown where base is less than 100]

Subject	Pot-ter	Pre-sidio	Rains	Ran-dall	Reagan	Real	Red River	Reeves	Re-fugio	Rob-erts	Robert-son	Rock-wall	Run-nels	Rusk	Sabine	San Augus-tine	San Jacinto	
Total dwelling units.....	269	389	970	774	187	238	3,231	646	448	137	2,186	946	2,317	4,192	994	1,394	1,058	
OCCUPANCY, TENURE, AND RACE																		
Occupied dwelling units.....	241	297	782	691	85	229	2,810	528	336	110	1,736	691	1,779	3,758	880	1,184	973	
Owner occupied.....	133	113	514	399	30	142	1,614	114	147	38	952	210	964	2,806	690	806	772	
Percent of total occupied.....	55.2	38.0	65.7	57.7	...	62.0	57.4	21.6	43.8	34.5	54.8	30.4	54.2	74.7	78.4	68.1	79.3	
White.....	133	113	482	399	30	142	1,350	113	143	38	710	202	964	1,845	563	632	395	
Negro.....	...	...	32	...	...	...	264	1	4	...	242	8	...	959	127	174	377	
Other races.....	...	...	...	...	...	...	...	...	...	...	...	...	...	2	...	...	...	
Renter occupied.....	108	184	268	292	55	87	1,196	414	189	72	784	481	815	952	190	378	201	
White.....	107	183	246	291	54	85	885	402	180	72	385	224	809	491	114	235	65	
Negro.....	1	1	22	1	1	2	311	12	9	...	399	237	6	461	76	143	136	
Other races.....	...	...	...	...	...	...	...	...	...	...	...	...	...	...	...	...	...	
Nonresident dwelling units.....	2	...	5	5	...	...	17	3	2	...	7	9	3	33	2	...	5	
Vacant dwelling units.....	26	92	183	78	102	9	404	115	110	27	443	246	535	401	112	210	80	
Nonseasonal not dilapidated, for rent or sale.....	5	4	8	9	45	9	54	2	30	1	61	5	25	74	3	27	...	
Percent of total dwelling units.....	1.9	1.0	0.8	1.2	24.1	3.8	1.7	0.3	6.7	0.7	2.8	0.5	1.1	1.8	0.3	1.9	...	
For rent.....	1	4	7	4	44	4	52	2	20	...	56	3	20	57	3	25	...	
For sale only.....	4	...	1	1	5	2	...	10	1	5	2	5	17	...	2	...	...	
Nonseasonal not dilapidated, not for rent or sale.....	15	26	24	33	17	...	61	8	24	4	76	6	137	93	12	28	11	
Nonseasonal dilapidated.....	5	40	120	25	14	...	238	35	22	2	210	5	224	180	38	147	69	
Seasonal.....	1	22	31	11	26	...	51	70	34	20	96	230	149	54	59	8	...	
NUMBER OF ROOMS																		
1 room.....	7	52	5	12	10	5	31	247	11	1	19	17	24	29	8	14	16	
2 rooms.....	27	100	74	35	52	20	169	144	42	6	216	188	153	192	50	63	52	
3 rooms.....	29	69	237	68	31	27	613	61	75	15	464	188	318	482	95	198	147	
4 rooms.....	59	65	360	181	30	83	1,158	85	85	33	703	244	665	1,184	328	510	372	
5 rooms.....	55	41	210	184	30	50	736	39	82	32	386	146	555	1,147	235	307	189	
6 rooms.....	57	28	58	145	18	34	298	25	63	25	237	93	348	705	182	190	196	
7 rooms.....	17	10	12	60	10	8	87	10	35	10	59	34	112	201	52	58	31	
8 rooms.....	5	8	4	29	1	1	27	13	21	5	17	12	54	68	14	17	7	
9 rooms or more.....	10	7	...	21	2	4	20	6	22	10	12	11	33	30	9	9	7	
Not reported.....	3	9	10	39	3	6	92	16	12	2	73	13	55	154	21	28	41	
CONDITION AND PLUMBING FACILITIES																		
Total dwelling units.....	269	389	970	774	187	238	3,231	646	448	137	2,186	946	2,317	4,192	994	1,394	1,058	
Not dilapidated:																		
With priv. toilet and bath, and hot running water.....	198	117	33	509	125	102	118	101	153	96	130	43	434	678	85	68	47	
With private toilet and bath, and only cold water.....	9	10	10	12	13	36	19	8	46	3	35	13	241	72	13	8	16	
With running water, lacking private toilet or bath.....	19	45	57	111	17	33	343	10	89	20	189	129	611	467	75	61	53	
No running water.....	14	95	592	36	13	21	1,358	118	88	11	967	320	349	1,754	536	566	451	
Dilapidated:																		
With priv. toilet and bath, and hot running water.....	3	4	...	17	13	...	1	24	...	...	...	1	21	21	3	1	1	
Lacking hot water, private toilet or bath.....	22	113	254	68	3	8	1,265	346	56	2	790	398	599	1,062	258	659	452	
Condition or plumbing facilities not reported.....	4	5	24	21	3	8	127	39	15	5	75	42	62	138	24	31	38	
Renter-occupied dwelling units.....	108	184	268	292	55	87	1,196	414	189	72	784	481	815	952	190	378	201	
Not dilapidated:																		
With priv. toilet and bath, and hot running water.....	77	44	1	166	31	26	6	33	44	57	14	10	91	52	4	7	4	
With private toilet and bath, and only cold water.....	6	5	2	3	6	14	3	5	17	1	3	2	70	7	...	1	...	
With running water, lacking private toilet or bath.....	8	25	2	62	8	12	73	5	55	10	45	53	295	53	4	9	5	
No running water.....	7	47	227	16	8	12	512	84	34	3	362	163	152	452	102	127	70	
Dilapidated:																		
With priv. toilet and bath, and hot running water.....	...	4	...	12	1	...	...	7	1	...	...	...	9	3	...	...	...	
Lacking hot water, private toilet or bath.....	7	58	22	25	...	20	546	248	29	...	325	231	178	362	71	224	116	
Condition or plumbing facilities not reported.....	3	1	14	8	1	3	56	32	9	1	35	22	20	23	9	10	6	
NUMBER OF PERSONS																		
Total occupied dwelling units.....	241	297	782	691	85	229	2,810	528	336	110	1,736	691	1,779	3,758	880	1,184	973	
1 person.....	19	56	48	39	7	13	138	66	21	3	101	52	90	239	38	72	56	
2 persons.....	79	70	230	177	29	91	819	173	87	38	470	184	513	1,011	239	300	306	
3 persons.....	45	48	168	169	17	45	613	91	72	26	321	132	421	769	193	215	189	
4 persons.....	39	45	130	139	18	40	451	81	58	26	252	96	346	638	158	204	124	
5 persons.....	32	21	72	71	9	18	301	40	26	6	197	74	192	361	94	124	91	
6 persons.....	13	10	63	43	2	12	181	22	28	7	118	55	101	278	61	93	66	
7 persons.....	5	18	37	28	2	5	131	18	14	3	84	32	60	171	40	70	43	
8 persons.....	7	6	18	14	1	3	72	16	8	1	67	23	24	114	29	44	37	
9 persons.....	...	8	8	7	...	2	47	5	13	...	46	14	14	68	12	27	30	
10 persons or more.....	2	15	8	4	...	...	57	16	9	...	80	29	18	109	16	35	31	
Median number of persons:																		
Total occupied dwelling units.....	3.0	3.0	3.2	3.3	...	2.7	3.2	2.8	3.3	3.0	3.4	3.3	3.2	3.3	3.3	3.5	3.2	
Owner-occupied dwelling units.....	3.0	3.6	3.0	3.3	...	2.5	2.9	3.0	2.8	...	3.0	2.7	2.9	3.1	3.3	3.3	3.1	
Renter-occupied dwelling units.....	3.0	2.6	3.6	3.2	...	...	3.8	2.7	3.8	...	4.1	3.9	3.5	4.0	3.8	4.2	3.5	
PERSONS PER ROOM																		
Total occupied dwelling units.....	241	297	782	691	85	229	2,810	528	336	110	1,736	691	1,779	3,758	880	1,184	973	
0.75 or less.....	141	56	398	395	46	137	1,443	117	189	73	791	313	1,067	2,038	485	579	436	
0.76 to 1.00.....	53	49	158	156	18	46	562	113	66	24	327	144	404	678	187	240	168	
1.01 to 1.50.....	29	80	125	90	9	26	373	45	29	10	244	97	180	506	116	165	170	
1.51 or more.....	15	105	94	20	10	15	357	240	44	2	312	128	103	422	80	174	170	
Not reported.....	3	7	7	30	2	5	75	13	8	1	62	9	25	114	12	26	29	

Table 32.—OCCUPANCY CHARACTERISTICS, NUMBER OF ROOMS, CONDITION AND PLUMBING FACILITIES, AND NUMBER OF PERSONS IN RURAL-FARM DWELLING UNITS, FOR COUNTIES: 1950—Con.

[Percent not shown where less than 0.1; median and percent not shown where base is less than 100]

Subject	San Patri- cio	San Saba	Schlei- cher	Sourry	Shack- elford	Shel- by	Sher- man	Smith	Somer- vell	Starr	Ste- phens	Ster- ling	Stone- wall	Sutton	Swisher	Tar- rant	Taylor	
<b>Total dwelling units</b> .....	2,368	1,217	324	1,567	463	3,583	271	4,829	401	616	744	148	603	192	1,183	3,520	1,726	
<b>OCCUPANCY, TENURE, AND RACE</b>																		
Occupied dwelling units.....	1,466	1,116	281	1,324	417	3,214	203	4,400	341	539	635	112	531	155	1,070	3,186	1,397	
Owner occupied.....	493	791	133	663	221	2,168	79	2,991	227	467	462	51	318	83	546	2,205	865	
Percent of total occupied.....	33.6	70.9	47.3	50.1	53.0	67.5	38.9	68.0	66.6	86.6	72.8	45.5	59.9	53.5	51.0	69.2	61.9	
White.....	493	790	133	663	221	1,886	79	2,029	227	467	460	51	315	83	546	2,168	864	
Negro.....	...	1	...	...	...	282	...	960	...	...	2	...	3	...	...	36	1	
Other races.....	...	...	...	...	...	...	...	2	...	...	...	...	...	...	...	1	...	
Renter occupied.....	973	325	148	661	196	1,046	124	1,409	114	72	173	61	213	72	524	981	532	
White.....	945	325	140	643	193	701	124	1,388	114	72	172	59	210	72	513	930	526	
Negro.....	28	...	8	18	3	343	...	618	...	...	1	2	3	...	11	51	6	
Other races.....	...	...	...	...	...	2	...	3	...	...	...	...	...	...	...	...	...	
Nonresident dwelling units.....	24	3	8	4	1	33	3	18	2	7	1	1	3	2	3	12	7	
Vacant dwelling units.....	878	98	35	239	45	336	65	411	58	70	108	35	69	35	110	322	322	
Nonseasonal not dilapidated, for rent or sale.....	49	5	2	23	2	19	3	62	5	6	15	4	1	...	4	64	16	
Percent of total dwelling units.....	2.1	0.4	0.6	1.5	0.4	0.5	1.1	1.3	1.2	1.0	2.0	2.7	0.2	...	0.3	1.8	0.9	
For rent.....	39	5	2	15	1	16	2	45	2	3	14	2	1	...	26	10	6	
For sale only.....	10	...	...	8	1	3	1	17	3	3	1	2	...	...	38	6	...	
Nonseasonal not dilapidated, not for rent or sale.....	118	17	12	58	29	76	24	126	19	28	51	10	7	27	44	133	81	
Nonseasonal dilapidated.....	234	72	14	64	13	199	24	170	28	35	32	8	19	8	22	56	188	
Seasonal.....	477	4	7	94	1	42	14	53	6	1	10	13	42	...	40	69	37	
<b>NUMBER OF ROOMS</b>																		
1 room.....	188	13	9	65	8	18	9	42	7	67	11	7	13	11	20	68	16	
2 rooms.....	610	47	29	197	26	118	27	228	35	150	24	9	38	15	83	242	92	
3 rooms.....	407	198	38	260	42	454	40	697	103	149	88	14	92	34	140	525	240	
4 rooms.....	444	354	79	467	142	1,226	61	1,478	129	107	211	23	183	40	337	1,000	461	
5 rooms.....	331	288	67	281	110	948	53	1,239	84	65	188	32	129	26	260	833	455	
6 rooms.....	205	176	47	149	73	553	37	714	30	24	129	26	80	28	200	469	285	
7 rooms.....	103	62	21	36	29	156	21	166	8	13	43	12	21	19	79	178	82	
8 rooms.....	27	21	19	15	13	38	13	53	2	5	11	2	5	6	28	94	23	
9 rooms or more.....	28	21	10	8	11	16	7	40	...	...	9	3	5	10	18	58	14	
Not reported.....	25	37	5	89	9	56	3	172	3	36	30	20	37	3	18	53	58	
<b>CONDITION AND PLUMBING FACILITIES</b>																		
<b>Total dwelling units</b> .....	2,368	1,217	324	1,567	463	3,583	271	4,829	401	616	744	148	603	192	1,183	3,520	1,726	
Not dilapidated:																		
With priv. toilet and bath, and hot running water.....	557	344	185	580	153	375	157	847	70	12	201	71	61	117	618	1,555	411	
With private toilet and bath, and only cold water.....	81	108	32	51	33	39	6	101	30	8	32	34	21	17	28	285	101	
With running water, lacking private toilet or bath.....	327	228	44	317	88	415	41	567	99	102	162	12	56	23	217	705	371	
No running water.....	496	232	9	216	138	1,645	28	1,970	87	406	192	7	244	5	123	575	457	
Dilapidated:																		
With priv. toilet and bath, and hot running water.....	14	2	4	5	3	7	...	11	...	...	4	...	1	2	16	28	5	
Lacking hot water, private toilet or bath.....	863	249	41	315	29	1,044	33	1,115	112	67	132	13	196	20	157	297	349	
Condition or plumbing facilities not reported.....	30	54	9	83	19	58	6	218	3	21	21	11	24	8	24	75	32	
Renter-occupied dwelling units.....	973	325	148	661	196	1,046	124	1,409	114	72	173	61	213	72	524	981	532	
Not dilapidated:																		
With priv. toilet and bath, and hot running water.....	216	39	69	159	55	29	81	85	13	4	30	25	4	31	227	289	72	
With private toilet and bath, and only cold water.....	32	26	20	21	16	9	4	23	9	1	10	26	3	9	10	65	27	
With running water, lacking private toilet or bath.....	205	68	29	180	40	51	24	98	31	9	42	3	19	13	123	290	130	
No running water.....	213	92	4	116	62	487	12	619	29	45	42	2	96	3	60	165	204	
Dilapidated:																		
With priv. toilet and bath, and hot running water.....	7	1	3	1	1	1	...	3	...	...	3	...	...	...	9	14	3	
Lacking hot water, private toilet or bath.....	288	81	19	153	10	449	3	495	32	8	30	3	82	9	83	130	88	
Condition or plumbing facilities not reported.....	12	18	4	31	12	20	...	86	...	5	6	2	9	7	12	28	8	
<b>NUMBER OF PERSONS</b>																		
<b>Total occupied dwelling units</b> .....	1,466	1,116	281	1,324	417	3,214	203	4,400	341	539	635	112	531	155	1,070	3,186	1,397	
1 person.....	69	73	22	45	28	178	11	263	25	30	44	10	29	17	34	148	82	
2 persons.....	333	377	89	325	141	913	57	1,210	110	70	243	34	146	56	249	1,038	460	
3 persons.....	223	251	70	322	94	643	42	849	78	75	142	25	115	40	269	719	305	
4 persons.....	265	198	40	264	74	555	46	711	72	79	113	19	85	25	230	574	285	
5 persons.....	192	106	34	183	39	372	24	498	39	64	52	15	73	14	144	358	134	
6 persons.....	121	48	13	81	21	216	13	309	12	63	18	3	34	1	78	196	75	
7 persons.....	91	35	9	47	8	136	7	220	4	53	13	4	19	1	38	88	33	
8 persons.....	71	11	4	22	6	88	2	152	...	51	7	...	10	...	17	36	14	
9 persons.....	33	11	...	18	5	54	...	79	...	21	2	...	7	...	4	10	6	
10 persons or more.....	68	6	...	17	1	59	1	129	1	33	1	2	13	1	7	19	3	
Median number of persons:																		
Total occupied dwelling units.....	3.9	2.9	2.9	3.4	2.9	3.3	3.3	3.4	3.0	4.7	2.7	3.0	3.3	2.6	3.4	3.1	3.0	
Owner-occupied dwelling units.....	3.0	2.7	2.6	3.0	2.6	3.0	...	3.1	2.7	4.7	2.6	...	3.0	...	3.2	2.9	2.8	
Renter-occupied dwelling units.....	4.4	3.5	3.2	3.9	3.2	3.9	3.6	4.0	3.5	...	3.1	...	3.9	...	3.7	3.5	3.5	
<b>PERSONS PER ROOM</b>																		
<b>Total occupied dwelling units</b> .....	1,466	1,116	281	1,324	417	3,214	203	4,400	341	539	635	112	531	155	1,070	3,186	1,397	
0.75 or less.....	312	671	174	573	265	1,756	118	2,259	189	96	422	62	264	105	548	1,819	854	
0.76 to 1.00.....	288	239	49	312	89	636	53	877	79	77	114	28	118	28	287	716	311	
1.01 to 1.50.....	336	112	24	191	32	450	21	579	42	89	52	4	68	10	142	382	128	
1.51 or more.....	516	67	30	188	23	323	8	566	28	255	23	8	51	9	79	242	59	
Not reported.....	14	27	4	60	8	49	3	119	3	22	24	10	30	3	14	27	45	

Table 32.—OCCUPANCY CHARACTERISTICS, NUMBER OF ROOMS, CONDITION AND PLUMBING FACILITIES, AND NUMBER OF PERSONS IN RURAL-FARM DWELLING UNITS, FOR COUNTIES: 1950—Con.

[Percent not shown where less than 0.1; median and percent not shown where base is less than 100]

Subject	Terrell	Terry	Throckmorton	Titus	Tom Green	Travis	Trinity	Tyler	Upshur	Upton	Uvalde	Val Verde	Van Zandt	Victoria	Walker	Waller	Ward
Total dwelling units.....	256	1,457	559	1,944	1,230	2,791	1,158	1,308	3,089	59	981	437	4,099	1,422	1,521	1,230	318
<b>OCCUPANCY, TENURE, AND RACE</b>																	
Occupied dwelling units.....	198	1,190	478	1,722	1,095	2,193	941	1,129	2,671	47	760	365	3,532	1,296	1,224	1,099	233
Owner occupied.....	60	489	281	1,183	596	1,191	710	905	2,032	13	462	164	2,280	735	850	667	50
Percent of total occupied.....	30.3	41.1	58.8	68.7	54.4	54.3	75.5	80.2	76.1	...	60.8	44.9	64.6	56.7	69.4	60.7	21.5
White.....	58	488	281	1,087	596	1,090	587	811	1,555	13	461	164	2,177	697	425	466	50
Negro.....	2	1	...	96	...	101	122	94	477	...	...	...	103	38	424	201	...
Other races.....	...	...	...	...	...	...	1	...	...	...	...	...	...	...	1	...	...
Renter occupied.....	138	701	197	539	499	1,002	231	224	639	34	298	201	1,252	561	374	432	183
White.....	138	680	197	451	488	794	180	190	416	34	296	194	1,161	525	155	247	180
Negro.....	...	21	...	87	11	208	51	34	223	...	2	7	91	36	219	185	2
Other races.....	...	...	...	1	...	...	...	...	...	...	...	...	...	...	...	...	1
Nonresident dwelling units.....	25	...	4	...	13	13	16	48	22	1	15	21	32	15	2	30	...
Vacant dwelling units.....	33	267	77	222	122	585	201	131	396	11	206	51	535	111	295	101	85
Nonseasonal not dilapidated, for rent or sale.....	2	21	6	44	5	28	22	27	65	1	12	1	38	11	30	8	35
Percent of total dwelling units.....	0.8	1.4	1.1	2.3	0.4	1.0	1.9	2.1	2.1	...	1.2	0.2	0.9	0.8	2.0	0.7	11.0
For rent.....	2	16	4	40	5	16	17	17	45	...	9	1	26	6	24	8	34
For sale only.....	...	5	2	4	...	12	5	10	20	1	3	...	12	5	6	...	1
Nonseasonal not dilapidated, not for rent or sale.....	7	54	30	35	42	109	77	34	81	2	64	34	137	21	56	35	10
Nonseasonal dilapidated.....	9	53	35	115	18	75	96	56	200	2	71	15	235	21	191	54	34
Seasonal.....	15	139	6	28	57	373	6	14	50	6	59	1	125	58	18	4	6
<b>NUMBER OF ROOMS</b>																	
1 room.....	37	75	13	8	26	64	16	29	27	...	51	36	27	20	23	19	32
2 rooms.....	43	179	26	106	75	299	64	71	167	7	98	74	221	85	97	84	91
3 rooms.....	44	234	81	490	178	409	153	144	441	7	177	92	694	159	262	224	71
4 rooms.....	40	516	162	659	285	717	339	335	939	16	231	87	1,366	341	465	348	52
5 rooms.....	35	260	138	386	305	630	281	302	829	19	185	61	1,094	373	318	267	28
6 rooms.....	24	121	82	215	207	355	160	287	470	6	120	36	435	250	226	154	15
7 rooms.....	9	29	31	32	71	148	45	70	103	1	51	24	96	82	38	53	6
8 rooms.....	3	7	10	11	16	63	12	25	26	2	21	9	24	37	10	28	2
9 rooms or more.....	4	4	12	8	19	56	6	12	1	1	17	11	15	27	13	18	...
Not reported.....	17	32	4	29	48	50	82	39	75	...	30	7	127	48	69	35	21
<b>CONDITION AND PLUMBING FACILITIES</b>																	
Total dwelling units.....	256	1,457	559	1,944	1,230	2,791	1,158	1,308	3,089	59	981	437	4,099	1,422	1,521	1,230	318
Not dilapidated:																	
With priv. toilet and bath, and hot running water.....	105	412	165	177	507	582	75	155	430	44	380	186	354	300	76	249	67
With private toilet and bath, and only cold water.....	7	25	37	16	170	208	20	40	57	4	100	42	53	137	24	57	11
With running water, lacking private toilet or bath.....	46	325	118	222	232	466	87	210	462	3	208	79	497	338	102	184	13
No running water.....	26	327	163	1,034	91	926	576	589	1,352	2	69	59	1,923	328	633	389	36
Dilapidated:																	
With priv. toilet and bath, and hot running water.....	6	17	2	1	11	9	...	...	12	...	6	1	10	4	5	6	3
Lacking hot water, private toilet or bath.....	51	305	69	454	175	518	327	275	688	5	180	50	1,089	253	633	339	181
Condition or plumbing facilities not reported.....	15	46	5	40	44	82	73	39	88	1	38	20	173	62	48	6	7
Renter-occupied dwelling units.....	138	701	197	539	499	1,002	231	224	639	34	298	201	1,252	561	374	432	183
Not dilapidated:																	
With priv. toilet and bath, and hot running water.....	42	150	47	8	127	117	2	14	60	25	68	42	35	49	9	62	9
With private toilet and bath, and only cold water.....	7	11	9	2	65	61	2	5	6	4	38	20	7	29	5	12	6
With running water, lacking private toilet or bath.....	38	197	46	37	135	181	17	31	71	2	86	52	90	134	17	55	6
No running water.....	19	191	76	319	46	403	101	99	361	1	31	47	644	198	130	146	23
Dilapidated:																	
With priv. toilet and bath, and hot running water.....	1	7	1	1	4	4	...	...	2	...	1	...	...	...	3	...	...
Lacking hot water, private toilet or bath.....	29	134	16	158	103	205	97	68	112	2	65	29	417	130	201	157	134
Condition or plumbing facilities not reported.....	2	11	2	14	19	31	12	7	27	...	9	11	59	21	9	...	5
<b>NUMBER OF PERSONS</b>																	
Total occupied dwelling units.....	198	1,190	478	1,722	1,095	2,193	941	1,129	2,671	47	760	365	3,532	1,296	1,224	1,099	233
1 person.....	42	40	28	98	72	144	55	57	159	7	83	78	233	77	108	94	22
2 persons.....	73	255	144	489	294	592	271	321	751	11	243	103	1,099	334	335	310	58
3 persons.....	46	245	118	378	248	487	188	240	602	9	146	43	770	251	246	232	43
4 persons.....	21	275	95	300	221	374	162	171	458	10	126	62	600	243	179	167	35
5 persons.....	8	165	51	213	124	217	102	119	275	8	91	38	364	156	115	124	22
6 persons.....	6	93	20	98	52	138	64	79	172	1	36	22	220	98	95	61	15
7 persons.....	...	63	11	68	36	80	39	66	109	...	16	13	118	43	46	43	8
8 persons.....	2	20	4	36	19	48	30	31	54	1	9	2	67	29	35	22	12
9 persons.....	...	15	2	20	10	48	12	22	36	...	2	2	31	35	31	23	7
10 persons or more.....	...	19	5	22	19	65	18	23	55	...	8	2	37	30	34	23	11
Median number of persons:																	
Total occupied dwelling units.....	2.3	3.7	3.1	3.2	3.2	3.2	3.3	3.3	3.2	...	2.9	2.5	3.1	3.4	3.2	3.1	3.3
Owner-occupied dwelling units.....	...	3.3	2.8	3.0	3.0	3.0	3.2	3.2	3.1	...	2.6	2.7	2.8	3.0	3.1	2.9	...
Renter-occupied dwelling units.....	2.3	4.0	3.3	3.8	3.5	3.6	3.7	3.5	3.6	...	3.4	2.4	3.7	4.0	3.5	3.5	3.6
<b>PERSONS PER ROOM</b>																	
Total occupied dwelling units.....	198	1,190	478	1,722	1,095	2,193	941	1,129	2,671	47	760	365	3,532	1,296	1,224	1,099	233
0.75 or less.....	92	260	288	884	599	1,248	486	599	1,481	31	453	186	1,941	675	630	573	71
0.76 to 1.00.....	52	320	118	360	258	405	205	238	556	12	147	74	738	292	245	231	42
1.01 to 1.50.....	15	304	45	258	112	232	114	145	328	3	68	37	450	160	160	132	31
1.51 or more.....	28	297	24	200	86	277	98	112	260	1	79	61	305	143	137	135	74
Not reported.....	11	9	3	20	40	31	38	35	46	...	13	7	98	26	52	28	15

Table 32.—OCCUPANCY CHARACTERISTICS, NUMBER OF ROOMS, CONDITION AND PLUMBING FACILITIES, AND NUMBER OF PERSONS IN RURAL-FARM DWELLING UNITS, FOR COUNTIES: 1950—Con.

[Percent not shown where less than 0.1; median and percent not shown where base is less than 100]

Subject	Wash- ington	Webb	Wharton	Wheeler	Wichita	Will- barger	Willacy	Will- liam- son	Wilson	Winkler	Wise	Wood	Yoakum	Young	Zapata	Zavala
Total dwelling units.....	2,874	598	3,390	1,148	1,079	1,757	776	5,036	2,113	39	2,529	2,640	337	1,073	449	585
<b>OCCUPANCY, TENURE, AND RACE</b>																
Occupied dwelling units.....	2,736	449	2,858	1,027	960	1,376	712	4,001	1,857	28	2,110	2,453	278	975	296	468
Owner occupied.....	1,694	119	1,137	586	582	479	500	1,818	1,262	10	1,373	1,743	150	662	189	214
Percent of total occupied.....	61.9	26.5	39.8	57.1	60.6	34.5	70.2	45.4	68.0	35.7	65.1	71.1	46.8	67.9	63.9	45.7
White.....	1,268	118	849	586	581	471	500	1,788	1,251	10	1,373	1,558	150	662	189	214
Negro.....	426	1	288	...	...	4	...	30	11	...	...	185	...	...	...	...
Other races.....	...	...	...	...	...	1	...	...	...	...	...	...	...	...	...	...
Renter occupied.....	1,042	330	1,721	441	378	901	212	2,183	595	18	737	710	148	313	107	254
White.....	618	328	1,332	422	369	780	212	1,925	577	18	735	638	148	313	107	252
Negro.....	424	2	389	18	9	120	...	258	18	...	2	72	...	...	...	2
Other races.....	...	...	...	1	...	1	...	4	...	...	...	...	...	...	...	...
Nonresident dwelling units.....	2	4	26	...	2	2	...	...	3	...	13	10	...	4	38	...
Vacant dwelling units.....	136	145	506	121	117	379	64	1,031	253	11	406	177	59	94	115	117
Nonseasonal not dilapidated, for rent or sale.....	26	3	12	3	22	3	10	29	21	6	35	36	2	16	3	4
Percent of total dwelling units.....	0.9	0.5	0.4	0.3	2.0	0.2	1.3	0.6	1.0	...	1.4	1.4	0.6	1.5	0.7	0.7
For rent.....	16	3	9	2	7	3	8	18	19	4	26	34	2	14	2	3
For sale only.....	10	...	3	1	15	...	2	11	2	2	9	2	...	2	1	1
Nonseasonal not dilapidated, not for rent or sale.....	30	38	90	56	44	35	15	132	90	3	89	40	15	32	38	27
Nonseasonal dilapidated.....	67	54	130	59	42	43	32	222	126	2	240	83	25	45	33	48
Seasonal.....	13	50	274	3	9	298	7	648	16	...	42	18	17	1	41	38
<b>NUMBER OF ROOMS</b>																
1 room.....	18	104	102	17	11	73	33	93	53	1	27	42	13	4	100	107
2 rooms.....	91	187	282	85	46	228	79	472	197	4	153	110	30	35	143	101
3 rooms.....	498	118	545	154	117	243	93	686	357	4	431	323	67	117	75	105
4 rooms.....	803	73	892	392	323	531	168	1,347	597	8	765	895	115	345	55	95
5 rooms.....	645	90	665	237	272	320	193	1,155	433	9	659	716	54	266	10	79
6 rooms.....	470	26	424	164	153	211	141	665	272	4	287	336	25	137	9	51
7 rooms.....	161	18	160	44	67	69	35	291	75	1	84	101	7	55	2	20
8 rooms.....	80	10	75	11	28	14	16	105	24	1	27	20	6	20	3	7
9 rooms or more.....	54	5	54	10	25	23	9	113	22	2	17	18	3	15	...	9
Not reported.....	54	27	191	34	37	45	9	109	83	5	79	79	17	79	52	11
<b>CONDITION AND PLUMBING FACILITIES</b>																
Total dwelling units.....	2,874	598	3,390	1,148	1,079	1,757	776	5,036	2,113	39	2,529	2,640	337	1,073	449	585
Not dilapidated:																
With priv. toilet and bath, and hot running water.....	228	57	534	349	385	378	394	629	212	26	419	429	103	227	11	121
With private toilet and bath, and only cold water.....	210	27	191	22	102	56	34	359	161	...	129	39	7	63	2	29
With running water, lacking private toilet or bath.....	726	53	480	221	192	311	76	1,079	537	2	607	344	55	308	20	96
No running water.....	1,194	75	1,006	368	226	682	149	1,045	656	3	658	1,053	61	277	308	119
Dilapidated:																
With priv. toilet and bath, and hot running water.....	2	10	17	5	7	4	14	35	3	4	8	13	3	2	...	12
Lacking hot water, private toilet or bath.....	466	338	935	158	134	286	95	1,651	451	1	649	669	90	160	74	182
Condition or plumbing facilities not reported.....	48	38	227	25	33	40	14	238	93	3	59	93	18	36	34	26
Renter-occupied dwelling units.....	1,042	330	1,721	441	378	901	212	2,183	595	18	737	710	148	313	107	254
Not dilapidated:																
With priv. toilet and bath, and hot running water.....	26	21	161	70	89	129	101	139	19	12	63	41	44	28	7	33
With private toilet and bath, and only cold water.....	36	6	66	7	25	27	10	122	25	...	26	7	3	13	1	7
With running water, lacking private toilet or bath.....	206	28	286	94	85	202	19	544	138	2	208	46	33	95	7	40
No running water.....	514	42	616	194	110	390	37	535	214	2	223	289	23	103	77	73
Dilapidated:																
With priv. toilet and bath, and hot running water.....	...	2	11	3	2	1	5	14	...	2	2	2	...	1	...	3
Lacking hot water, private toilet or bath.....	229	213	490	61	59	134	35	750	174	...	208	286	38	63	12	83
Condition or plumbing facilities not reported.....	31	18	91	12	8	18	5	79	25	...	7	39	7	10	3	15
<b>NUMBER OF PERSONS</b>																
Total occupied dwelling units.....	2,736	449	2,858	1,027	960	1,376	712	4,001	1,857	28	2,110	2,453	278	975	296	468
1 person.....	144	84	165	47	51	60	22	222	128	1	121	117	12	42	31	49
2 persons.....	747	90	626	280	263	384	158	1,088	471	8	662	766	57	331	62	121
3 persons.....	602	95	544	198	205	316	160	998	358	6	488	517	68	256	46	99
4 persons.....	490	54	454	196	198	235	143	711	294	5	372	408	54	173	46	70
5 persons.....	278	51	366	141	116	156	90	424	222	3	228	281	34	95	36	58
6 persons.....	191	17	259	74	53	98	53	259	149	3	127	176	27	38	25	27
7 persons.....	107	22	155	42	33	49	24	135	87	...	57	91	12	20	17	15
8 persons.....	74	12	110	20	22	22	27	70	58	2	30	42	5	11	9	8
9 persons.....	43	7	78	17	8	29	14	64	42	...	13	25	4	3	10	8
10 persons or more.....	60	17	101	12	11	27	21	70	48	...	12	30	5	6	14	13
Median number of persons:																
Total occupied dwelling units.....	3.3	3.0	3.7	3.4	3.3	3.3	3.6	3.2	3.4	...	3.1	3.2	3.5	2.9	3.7	3.1
Owner-occupied dwelling units.....	3.0	2.7	3.1	3.2	3.2	2.8	3.6	2.9	3.2	...	2.8	2.9	3.2	2.7	3.7	3.2
Renter-occupied dwelling units.....	3.8	3.1	4.2	3.8	3.5	3.6	3.6	3.5	3.9	...	3.5	3.8	3.9	3.4	3.6	3.1
<b>PERSONS PER ROOM</b>																
Total occupied dwelling units.....	2,736	449	2,858	1,027	960	1,376	712	4,001	1,857	28	2,110	2,453	278	975	296	468
0.75 or less.....	1,521	154	1,244	497	529	707	339	2,323	857	16	1,212	1,336	116	611	49	167
0.76 to 1.00.....	560	78	627	241	229	291	168	808	408	4	431	494	61	181	61	109
1.01 to 1.50.....	328	58	430	151	110	179	91	458	265	4	259	343	47	88	48	49
1.51 or more.....	280	139	447	109	69	164	106	354	277	4	156	220	44	43	122	132
Not reported.....	47	20	110	29	23	35	8	58	50	...	52	60	10	52	16	11

HOUSING—GENERAL CHARACTERISTICS

Table 33.—PLUMBING FACILITIES, YEAR BUILT, AND EQUIPMENT OF RURAL-FARM DWELLING UNITS, FOR COUNTIES: 1950

[Asterisk (\*) denotes statistics based on 20-percent sample]

Subject	Anderson	Andrews	Angelina	Aranzas	Archer	Armstrong	Atascosa	Austin	Bailey	Bandera	Bastrop	Baylor	Bee	Bell	Bexar	Blanco	Borden
Total dwelling units.....	3,373	122	2,329	117	613	435	2,309	2,410	1,348	693	1,833	854	1,385	3,735	3,653	721	243
<b>WATER SUPPLY</b>																	
Hot and cold piped running water inside structure.....	506	72	250	62	194	295	386	302	543	366	180	223	350	809	1,273	278	96
Only cold piped running water inside structure.....	397	26	366	32	150	77	628	944	235	181	277	247	535	1,415	1,294	250	65
Piped running water outside structure.....	18	4	44	5	13	8	385	87	233	44	32	20	144	119	217	20	19
No piped running water.....	2,392	20	1,661	15	250	54	1,039	331	331	73	1,323	356	343	1,267	827	169	62
Not reported.....	60	...	8	3	6	1	870	38	6	29	21	8	13	125	42	4	1
<b>TOILET FACILITIES</b>																	
Flush toilet inside structure, exclusive use.....	614	81	265	63	212	299	534	503	540	452	242	257	488	1,093	1,792	401	103
Flush toilet inside structure, shared.....	5	...	3	...	1	...	3	10	2	...	...	2	...	9	13	...	...
Other toilet facilities (including privy).....	2,377	32	2,012	48	372	124	1,514	1,713	783	192	1,423	512	789	2,299	1,729	243	137
No toilet.....	319	9	43	3	22	11	221	137	15	24	145	77	97	179	76	73	2
Not reported.....	58	...	6	3	6	1	37	47	8	25	23	6	11	155	43	4	1
<b>BATHING FACILITIES</b>																	
Installed bathtub or shower, exclusive use.....	659	80	353	71	253	308	698	808	550	474	299	299	641	1,549	2,040	432	102
Installed bathtub or shower, shared.....	4	...	2	...	...	...	2	6	2	...	...	1	7	11	...	...	...
No bathtub or shower.....	2,590	39	1,937	40	352	125	1,552	1,537	783	193	1,500	542	723	2,013	1,549	278	139
Not reported.....	120	3	37	6	8	2	57	59	13	26	34	12	20	166	53	11	2
<b>*YEAR BUILT</b>																	
Number reporting.....	3,290	95	2,340	115	610	455	2,170	2,305	1,330	620	1,700	865	1,305	3,445	3,375	680	235
1945 or later.....	625	10	445	40	45	45	355	195	430	80	265	75	180	340	550	110	60
1940 to 1944.....	340	10	250	...	50	10	155	105	150	60	120	35	75	230	335	90	35
1930 to 1939.....	875	50	810	55	120	45	645	355	495	160	215	130	250	540	730	190	35
1920 to 1929.....	750	15	525	20	150	105	520	605	230	70	335	200	350	765	625	165	65
1919 or earlier.....	700	10	310	...	245	250	495	1,045	25	250	765	425	450	1,570	1,135	185	40
<b>*ELECTRIC LIGHTING</b>																	
Number reporting.....	3,280	120	2,300	100	600	420	2,215	2,250	1,300	670	1,805	840	1,320	3,615	3,745	695	215
With electric lights.....	2,050	85	1,735	85	515	360	1,440	1,810	1,125	600	1,195	745	835	3,280	3,280	640	185
Total occupied dwelling units.....	2,889	106	2,121	69	534	363	1,896	2,277	1,068	579	1,574	719	1,050	3,261	3,281	591	219
<b>*HEATING EQUIPMENT</b>																	
Number reporting heating equipment.....	2,740	105	1,950	65	550	370	1,885	2,105	1,080	550	1,485	705	1,020	2,945	3,215	665	220
Central heating, piped steam or hot water.....	50	20	10	...	5	...	10	15	25	10	...	15	5	25	80	15	...
Central heating, warm air furnace.....	10	...	15	...	10	55	5	30	15	15	...	...	...	155	95	15	...
Noncentral heating, with flue.....	1,925	20	890	5	260	135	1,110	1,185	150	405	1,300	325	405	1,845	1,760	505	45
Noncentral heating, without flue.....	750	60	1,020	60	275	180	670	580	890	120	185	360	585	870	1,255	115	175
Not heated.....	5	5	15	...	...	...	90	295	...	...	...	5	25	50	25	15	...
<b>*HEATING FUEL</b>																	
Number reporting heating equipment.....	2,740	105	1,950	65	550	370	1,885	2,105	1,080	550	1,485	705	1,020	2,945	3,215	665	220
Central heating.....	60	20	25	...	15	55	15	45	40	25	...	15	5	180	175	30	...
Coal.....	5	5	...	...	...	...	...	15	...	5	...	5	...	...	...	5	...
Wood.....	10	...	20	...	...	...	5	10	5	10	...	...	...	10	10	25	...
Utility gas.....	20	10	...	...	10	...	...	10	10	5	...	5	5	5	20	...	...
Bottled gas.....	25	5	5	...	...	55	5	5	25	...	...	5	...	70	125	...	...
Liquid fuel.....	...	...	...	...	...	...	...	5	...	...	...	...	...	80	...	...	...
Other fuel.....	...	...	...	...	...	...	...	5	...	5	...	...	...	15	20	...	...
Not reported.....	...	...	...	...	5	...	...	...	...	...	...	...	...	...	...	...	...
Noncentral heating.....	2,675	80	1,910	65	535	315	1,780	1,765	1,040	525	1,485	685	990	2,715	3,015	620	220
Coal.....	10	5	...	...	...	...	5	...	5	...	5	...	5	20	70	...	...
Wood.....	1,710	5	760	10	160	...	880	1,150	10	275	1,220	165	355	1,125	1,315	435	35
Utility gas.....	125	5	125	10	70	25	50	30	40	55	20	60	90	150	250	...	...
Bottled gas.....	560	65	830	45	205	250	455	195	855	140	140	335	450	665	975	105	180
Liquid fuel.....	230	...	130	...	85	40	320	305	110	20	95	115	80	495	300	35	5
Electricity.....	5	...	...	...	5	...	35	25	10	35	5	5	...	50	50	30	...
Other fuel.....	30	...	65	...	10	...	20	50	10	...	...	5	10	195	45	15	...
Not reported.....	5	...	...	...	...	...	15	10	...	...	...	...	...	15	10	...	...
Not heated.....	5	5	15	...	...	...	90	295	...	...	...	5	25	50	25	15	...
<b>*COOKING FUEL</b>																	
Number reporting.....	2,875	115	2,090	70	495	360	1,895	2,235	1,095	495	1,685	725	1,025	3,235	3,215	535	235
Coal.....	5	...	15	...	...	...	5	10	5	5	5	...	...	10	15	...	...
Wood.....	1,175	...	600	20	90	...	635	870	...	215	915	45	215	615	680	310	45
Utility gas.....	160	10	125	10	85	40	50	110	50	70	40	80	120	325	280	10	...
Bottled gas.....	820	95	895	35	185	270	535	280	925	100	290	380	360	860	1,320	120	175
Liquid fuel.....	645	10	285	...	95	35	485	545	80	25	335	170	275	995	505	10	10
Electricity.....	30	...	5	10	5	140	225	25	75	105	35	40	200	305	80	...	...
Other fuel.....	40	...	140	...	30	5	45	190	10	5	35	15	15	230	110	5	5
None.....	...	...	...	...	...	5	...	5	...	...	...	...	...	...	...	...	...
<b>*REFRIGERATION EQUIPMENT</b>																	
Number reporting.....	2,790	110	2,130	65	510	345	1,890	2,150	1,020	535	1,505	690	1,040	3,275	3,405	575	200
Mechanical.....	1,210	90	1,135	45	420	305	930	1,290	835	410	710	615	580	2,460	2,440	515	165
Ice.....	1,240	10	790	10	45	10	255	285	60	50	535	30	95	555	385	10	10
Other or none.....	340	10	205	10	45	30	705	575	125	75	260	45	365	260	580	50	25
<b>*KITCHEN SINK</b>																	
Number reporting.....	2,860	115	2,075	75	530	360	1,885	2,235	1,105	500	1,695	720	1,025	3,230	3,225	540	235
With kitchen sink.....	945	105	700	50	330	335	970	945	825	375	435	460	645	1,990	2,335	355	165
<b>*RADIO</b>																	
Number reporting.....	2,790	105	2,140	65	555	365	1,825	2,345	1,035	615	1,615	705	975	3,110	3,245	590	225
With radio.....	2,460	95	1,905	65	535	360	1,550	2,105	1,010	580	1,390	690	865	2,965	2,995	575	210
<b>*TELEVISION</b>																	
Number reporting.....	2,785	105	2,120	65	540	365	1,810	2,350	1,035	605	1,620	705	980	3,080	3,245	580	230
With television.....	30	...	20	...	...	...	45	20	...	15	15	...	20	35	155	10	5



Table 33.—PLUMBING FACILITIES, YEAR BUILT, AND EQUIPMENT OF RURAL-FARM DWELLING UNITS, FOR COUNTIES: 1950—Con.

[Asterisk (\*) denotes statistics based on 20-percent sample]

Subject	Bosque	Bowie	Brazoria	Brazos	Brewster	Briscoe	Brooks	Brown	Burleson	Burnet	Caldwell	Callahan	Callahan	Cameron	Camp	Carson	Cass
Total dwelling units.....	1,900	3,417	1,875	1,705	283	587	452	1,765	2,148	1,198	1,903	611	1,376	5,578	1,287	503	3,374
<b>WATER SUPPLY</b>																	
Hot and cold piped running water inside structure.....	432	419	660	275	136	244	118	354	115	406	302	189	306	1,690	210	378	364
Only cold piped running water inside structure.....	893	327	341	335	86	84	93	745	344	493	461	128	379	696	135	81	280
Piped running water outside structure.....	93	29	78	132	33	29	80	84	94	38	214	56	34	329	10	5	40
No piped running water.....	433	2,607	759	948	20	221	157	544	1,575	235	919	214	622	2,795	906	25	2,669
Not reported.....	49	35	37	15	8	9	4	38	20	26	7	24	35	68	26	14	21
<b>TOILET FACILITIES</b>																	
Flush toilet inside structure, exclusive use.....	640	458	744	360	151	232	139	522	164	568	442	215	346	1,939	206	379	385
Flush toilet inside structure, shared.....	10	2	6	8	...	1	...	...	1	2	7	4	4	5	1	1	2
Other toilet facilities (including privy).....	1,068	2,617	1,025	1,199	108	308	244	1,100	1,740	538	1,269	274	870	3,198	951	98	2,578
No toilet.....	134	301	57	122	17	38	65	103	228	64	169	98	122	381	104	7	390
Not reported.....	48	39	43	16	7	8	4	40	15	26	16	20	34	55	25	18	19
<b>BATHING FACILITIES</b>																	
Installed bathtub or shower, exclusive use.....	855	534	814	439	165	247	150	689	325	657	560	234	441	2,127	236	394	450
Installed bathtub or shower, shared.....	3	2	7	8	...	1	...	...	1	1	5	4	4	4	...	1	1
No bathtub or shower.....	989	2,827	987	1,223	107	331	295	1,036	1,796	509	1,310	335	879	3,342	1,019	88	2,890
Not reported.....	53	54	67	35	11	8	7	40	26	31	28	38	52	105	32	20	33
<b>*YEAR BUILT</b>																	
Number reporting.....	1,840	3,380	1,780	1,645	270	585	420	1,780	2,100	990	1,810	575	1,290	5,275	1,210	465	3,320
1945 or later.....	210	835	290	260	75	110	95	200	245	105	200	100	80	1,370	180	80	455
1940 to 1944.....	80	485	220	165	25	10	55	160	150	45	50	30	40	450	115	15	345
1930 to 1939.....	300	795	375	390	75	65	150	260	455	215	320	150	230	2,140	415	85	1,040
1920 to 1929.....	310	705	345	425	35	230	80	355	555	225	325	115	345	1,020	165	145	800
1919 or earlier.....	940	560	550	405	60	170	40	805	695	400	915	180	595	295	335	140	680
<b>*ELECTRIC LIGHTING</b>																	
Number reporting.....	1,800	3,300	1,765	1,735	265	585	435	1,690	2,105	1,175	1,860	605	1,345	5,370	1,230	470	3,345
With electric lights.....	1,365	2,045	1,380	975	140	490	180	1,380	1,230	1,125	1,215	465	1,190	3,055	780	415	1,700
Total occupied dwelling units.....	1,576	3,106	1,636	1,388	231	486	394	1,522	1,766	1,079	1,467	400	1,193	4,942	1,166	449	2,929
<b>*HEATING EQUIPMENT</b>																	
Number reporting heating equipment.....	1,530	3,085	1,550	1,340	185	450	420	1,465	1,650	840	1,455	275	1,010	4,835	1,070	475	3,015
Central heating, piped steam or hot water.....	...	10	20	5	...	...	20	5	...	15	5	20	10	60	...	15	45
Central heating, warm air furnace.....	5	...	5	5	...	5	5	5	50	25	10	...	20	75	10	145	10
Noncentral heating, with flue.....	950	1,600	590	890	95	65	145	740	1,250	630	980	75	505	800	595	175	1,865
Noncentral heating, without flue.....	575	1,475	925	440	90	380	195	675	325	170	460	175	465	2,605	465	140	1,085
Not heated.....	...	...	10	...	...	...	55	40	25	...	...	5	10	1,295	...	...	10
<b>*HEATING FUEL</b>																	
Number reporting heating equipment.....	1,530	3,085	1,550	1,340	185	450	420	1,465	1,650	840	1,455	275	1,010	4,835	1,070	475	3,015
Central heating.....	5	10	25	10	...	5	25	10	50	40	15	20	30	135	10	160	55
Coal.....	5	...	5	...	...	...	...	...	5	...	5	...	...	10	10	5	...
Wood.....	...	...	...	5	...	...	5	...	5	10	...	...	...	...	...	...	...
Utility gas.....	...	5	5	5	...	...	20	5	...	...	10	5	20	...	...	55	10
Bottled gas.....	...	5	15	...	...	5	...	5	35	10	5	10	25	55	...	90	45
Liquid fuel.....	...	...	...	...	...	...	...	...	5	15	5	...	...	25	...	...	...
Other fuel.....	...	...	...	...	...	...	...	...	...	5	...	...	...	25	...	5	...
Not reported.....	...	...	...	...	...	...	...	...	...	...	...	...	...	...	...	...	...
Noncentral heating.....	1,525	3,075	1,515	1,330	185	445	340	1,415	1,575	800	1,440	250	970	3,405	1,060	315	2,950
Coal.....	...	15	5	...	...	5	...	...	15	10	...	...	...	50	5	15	20
Wood.....	730	1,505	525	835	75	30	80	590	1,180	540	840	25	305	595	540	...	1,785
Utility gas.....	105	170	195	135	5	50	65	250	60	15	50	40	120	250	125	120	215
Bottled gas.....	335	1,190	685	265	80	310	130	470	140	85	230	100	345	1,105	235	135	710
Liquid fuel.....	220	175	80	85	20	45	20	70	70	110	280	65	190	930	145	25	205
Electricity.....	50	...	5	...	...	...	20	5	30	20	15	10	10	100	...	...	...
Other fuel.....	75	20	20	5	...	5	25	30	80	20	25	5	...	300	10	20	10
Not reported.....	10	...	...	5	5	...	...	...	...	...	...	5	...	25	...	...	5
Not heated.....	...	...	10	...	...	...	55	40	25	...	...	5	10	1,295	...	...	10
<b>*COOKING FUEL</b>																	
Number reporting.....	1,595	3,140	1,670	1,450	260	440	380	1,565	1,725	945	1,445	345	1,230	4,880	1,270	435	2,840
Coal.....	10	10	...	...	5	...	5	...	15	5	5	30	...	110	5	...	...
Wood.....	420	1,195	450	750	115	10	90	390	1,140	365	485	15	285	660	485	5	1,435
Utility gas.....	130	160	175	145	5	35	50	285	35	...	50	100	120	170	115	150	205
Bottled gas.....	385	1,290	660	355	110	285	120	610	205	135	230	115	475	1,230	280	250	715
Liquid fuel.....	365	440	175	165	10	105	30	230	210	195	410	70	265	1,750	310	15	415
Electricity.....	120	25	120	10	10	5	35	20	65	235	220	5	65	540	25	10	45
Other fuel.....	160	15	80	20	5	...	50	25	50	10	45	10	20	395	50	5	25
None.....	5	5	10	5	...	...	...	5	5	...	...	...	...	25	...	...	...
<b>*REFRIGERATION EQUIPMENT</b>																	
Number reporting.....	1,495	3,000	1,525	1,425	225	515	390	1,470	1,790	1,075	1,470	430	1,205	4,800	1,060	425	2,905
Mechanical.....	1,060	1,515	945	600	135	430	115	1,090	760	925	760	320	950	2,195	465	375	1,140
Ice.....	295	1,115	345	530	10	30	30	285	375	45	325	25	145	205	410	15	1,330
Other or none.....	140	370	235	295	80	55	245	95	655	105	385	85	110	2,400	185	35	435
<b>*KITCHEN SINK</b>																	
Number reporting.....	1,615	3,155	1,645	1,465	265	435	380	1,565	1,720	945	1,445	340	1,240	4,915	1,265	435	2,835
With kitchen sink.....	1,135	875	905	595	185	320	180	1,075	345	640	650	195	810	2,205	385	420	780
<b>*RADIO</b>																	
Number reporting.....	1,480	3,065	1,610	1,385	200	485	375	1,470	1,755	980	1,495	370	1,215	4,950	1,165	455	2,845
With radio.....	1,420	2,755	1,385	1,175	170	465	280	1,420	1,355	930	1,305	330	1,135	3,765	995	440	2,430
<b>*TELEVISION</b>																	
Number reporting.....	1,480	3,050	1,585	1,370	200	485	370	1,475	1,765	980	1,490	360	1,210	4,905	1,165	445	2,815
With television.....	10	...	30	10	...	5	...	15	15	10	30	...	30	30	30	...	10

## HOUSING—GENERAL CHARACTERISTICS

Table 33.—PLUMBING FACILITIES, YEAR BUILT, AND EQUIPMENT OF RURAL-FARM DWELLING UNITS, FOR COUNTIES: 1950—Con.

[Asterisk (\*) denotes statistics based on 20-percent sample]

Subject	Gas-tro	Cham-bers	Chero-kee	Chil-dress	Clay	Coch-ran	Coke	Cole-man	Collin	Col-lings-worth	Colo-rado	Comal	Co-manche	Concho	Cooke	Cory-ell	Cot-tle	
Total dwelling units.....	1,057	382	4,543	1,134	1,543	712	575	1,940	5,133	1,538	1,760	967	2,602	707	2,415	2,204	1,113	
<b>WATER SUPPLY</b>																		
Hot and cold piped running water inside structure.....	574	169	667	213	334	294	148	441	669	277	318	277	572	303	605	418	138	
Piped running water outside structure.....	245	73	587	109	461	185	174	652	1,141	245	630	447	1,227	241	752	1,012	117	
No piped running water.....	17	7	29	27	15	47	18	61	77	15	64	44	99	18	98	83	14	
Not reported.....	211	84	3,110	754	724	179	230	731	3,201	988	721	192	664	144	944	665	838	
<b>TOILET FACILITIES</b>																		
Flush toilet inside structure, exclusive use.....	590	187	664	215	351	291	200	547	681	299	469	488	792	370	653	602	167	
Flush toilet inside structure, shared.....	1	...	1	...	...	1	...	...	3	...	1	6	1	3	3	13	2	
Other toilet facilities (including privy).....	428	132	3,541	737	1,067	400	269	1,164	4,041	924	1,189	424	1,623	312	1,593	1,360	820	
No toilet.....	28	13	189	148	114	11	100	175	374	304	60	45	145	21	155	209	119	
Not reported.....	10	50	148	34	11	9	6	54	34	11	41	4	41	1	11	20	5	
<b>BATHING FACILITIES</b>																		
Installed bathtub or shower, exclusive use.....	643	193	848	256	521	298	226	738	995	354	666	577	926	411	841	817	183	
Installed bathtub or shower, shared.....	1	...	1	...	...	1	...	...	6	...	2	5	1	3	2	11	2	
No bathtub or shower.....	401	127	3,468	832	985	402	324	1,142	4,061	1,158	1,024	379	1,623	290	1,548	1,343	919	
Not reported.....	12	62	226	46	37	11	25	60	71	26	68	6	52	3	24	33	9	
<b>*YEAR BUILT</b>																		
Number reporting.....	1,070	330	4,125	1,125	1,490	685	540	1,765	5,100	1,485	1,690	930	2,575	695	2,375	2,070	1,100	
1945 or later.....	245	70	640	85	140	265	60	140	315	100	230	130	310	50	210	200	125	
1940 to 1944.....	105	40	435	45	85	55	55	90	255	30	95	30	210	40	185	170	30	
1930 to 1939.....	305	130	1,150	105	220	310	55	225	595	230	240	120	455	215	340	445	160	
1920 to 1929.....	245	40	865	335	305	45	130	420	1,015	550	300	110	390	210	485	370	345	
1919 or earlier.....	170	50	1,035	555	740	10	240	890	2,920	575	825	540	1,210	180	1,155	885	440	
<b>*ELECTRIC LIGHTING</b>																		
Number reporting.....	1,015	255	4,360	1,095	1,440	665	525	1,810	5,090	1,545	1,625	975	2,565	680	2,385	2,080	1,095	
With electric lights.....	965	235	2,750	810	1,180	525	390	1,550	3,950	1,105	1,115	885	2,330	550	2,015	1,710	630	
Total occupied dwelling units.....	915	308	4,048	846	1,297	572	456	1,573	4,279	1,157	1,602	779	2,313	605	2,004	1,867	735	
<b>*HEATING EQUIPMENT</b>																		
Number reporting heating equipment.....	900	295	4,015	780	1,250	570	370	1,370	4,330	1,195	1,420	795	2,325	620	1,920	1,710	720	
Central heating, piped steam or hot water.....	...	5	10	...	50	15	5	15	125	5	10	...	30	20	10	5	5	
Central heating, warm air furnace.....	15	15	20	10	35	10	5	35	35	25	15	35	10	5	60	5	...	
Noncentral heating, with flue.....	230	95	2,325	240	460	115	185	465	2,125	470	865	605	1,365	165	1,070	1,090	165	
Noncentral heating, without flue.....	655	180	1,655	525	655	420	175	720	2,025	695	525	140	915	410	780	510	530	
Not heated.....	...	...	5	5	50	10	...	135	20	...	5	15	5	20	...	100	20	
<b>*HEATING FUEL</b>																		
Number reporting heating equipment.....	900	295	4,015	780	1,250	570	370	1,370	4,330	1,195	1,420	795	2,325	620	1,920	1,710	720	
Central heating.....	15	20	30	10	85	25	10	50	160	30	25	35	40	25	70	10	5	
Coal.....	...	5	...	...	25	10	5	...	20	10	10	...	10	5	15	...	...	
Wood.....	...	...	20	...	...	5	5	10	5	5	...	5	...	15	5	...	...	
Utility gas.....	...	5	...	5	35	...	...	10	30	15	10	...	...	...	10	5	5	
Bottled gas.....	10	10	10	5	20	10	...	20	90	...	5	15	30	5	25	5	...	
Liquid fuel.....	5	...	...	...	...	...	...	5	5	...	...	15	...	...	10	...	...	
Other fuel.....	...	...	...	...	5	...	...	...	5	...	...	...	...	...	5	...	...	
Not reported.....	...	...	...	...	...	...	...	5	5	...	...	...	...	...	...	...	...	
Noncentral heating.....	885	275	3,980	765	1,115	535	360	1,185	4,150	1,165	1,390	745	2,280	575	1,850	1,600	695	
Coal.....	15	...	10	25	40	10	...	5	140	105	5	5	...	...	20	...	5	
Wood.....	5	40	1,925	35	230	...	130	275	945	5	1,025	535	815	105	765	880	105	
Utility gas.....	30	40	135	90	215	15	40	265	195	205	65	50	90	140	135	90	15	
Bottled gas.....	700	180	1,415	420	425	460	100	420	1,545	485	165	30	800	260	670	360	475	
Liquid fuel.....	120	15	420	175	160	15	75	190	1,195	315	75	100	510	70	190	220	65	
Electricity.....	...	...	5	10	15	...	...	...	...	...	20	20	15	...	30	...	...	
Other fuel.....	15	...	60	10	30	35	15	30	115	45	25	5	50	...	25	15	30	
Not reported.....	...	...	10	...	...	...	...	...	15	5	10	...	...	...	15	5	...	
Not heated.....	...	...	5	5	50	10	...	135	20	...	5	15	5	20	...	100	20	
<b>*COOKING FUEL</b>																		
Number reporting.....	925	285	4,055	825	1,230	560	475	1,335	4,195	1,065	1,540	730	2,240	630	2,010	1,690	665	
Coal.....	...	...	15	...	20	...	5	5	45	30	40	...	...	5	5	5	...	
Wood.....	...	15	1,255	25	120	...	50	165	390	5	705	265	355	65	405	415	60	
Utility gas.....	40	25	95	120	265	15	10	260	220	180	65	75	110	140	155	65	15	
Bottled gas.....	810	155	1,485	430	505	505	210	535	1,695	565	285	65	910	265	820	355	450	
Liquid fuel.....	40	30	925	200	205	20	155	280	1,640	225	240	160	670	120	520	585	90	
Electricity.....	20	45	135	35	50	5	45	50	75	35	120	145	160	25	95	210	...	
Other fuel.....	15	15	145	15	65	15	...	40	130	25	80	20	35	10	10	55	50	
None.....	...	...	...	...	...	...	...	...	...	...	5	...	...	...	...	...	...	
<b>*REFRIGERATION EQUIPMENT</b>																		
Number reporting.....	900	220	3,975	810	1,250	495	430	1,540	4,085	1,205	1,520	825	2,290	565	2,050	1,835	745	
Mechanical.....	755	175	1,935	655	1,015	430	335	1,310	2,780	935	900	640	1,930	470	1,560	1,355	550	
Ice.....	55	...	1,385	50	135	20	70	175	965	115	220	75	230	40	300	345	75	
Other or none.....	90	45	655	105	100	45	25	55	340	155	400	110	130	55	190	135	120	
<b>*KITCHEN SINK</b>																		
Number reporting.....	930	275	4,050	820	1,225	560	470	1,350	4,210	1,070	1,400	735	2,250	630	2,015	1,605	675	
With kitchen sink.....	775	210	1,290	445	820	410	345	1,000	1,790	590	555	540	1,740	485	1,385	1,085	290	
<b>*RADIO</b>																		
Number reporting.....	875	300	3,925	825	1,255	540	415	1,555	4,195	1,150	1,500	750	2,255	605	2,000	1,805	720	
With radio.....	860	270	3,525	770	1,190	520	385	1,515	4,030	1,035	1,355	705	2,185	540	1,925	1,725	675	
<b>*TELEVISION</b>																		
Number reporting.....	870	300	3,885	805	1,255	545	415	1,555	4,215	1,150	1,605	755	2,250	595	1,995	1,900	720	
With television.....	...	...	85	...	30	...	...	...	190	15	20	10	20	5	45	5	5	

Table 33.—PLUMBING FACILITIES, YEAR BUILT, AND EQUIPMENT OF RURAL-FARM DWELLING UNITS, FOR COUNTIES: 1950—Con.

[Asterisk (\*) denotes statistics based on 20-percent sample]

Subject	Crane	Crockett	Crosby	Culbertson	Dallam	Dallas	Dawson	Deaf Smith	Delta	Den-ton	De Witt	Dick-ens	Dimmit	Don-ley	Duval	East-land	Ector
Total dwelling units.....	51	270	1,787	95	419	3,444	1,930	980	1,648	3,477	2,318	1,070	511	919	1,117	1,765	90
<b>WATER SUPPLY</b>																	
Hot and cold piped running water inside structure.....	27	145	639	50	186	1,456	764	579	121	1,018	373	259	172	298	267	454	67
Only cold piped running water inside structure.....	11	45	368	22	109	736	458	160	267	1,185	1,248	210	160	241	246	553	16
Piped running water outside structure.....	1	13	91	2	11	86	150	24	11	123	170	26	73	81	228	38	...
No piped running water.....	6	64	675	20	105	1,142	531	189	1,241	1,090	502	546	81	365	364	711	1
Not reported.....	6	3	14	1	8	24	27	28	8	61	25	29	25	12	12	9	6
<b>TOILET FACILITIES</b>																	
Flush toilet inside structure, exclusive use.....	33	155	657	54	191	1,601	783	559	115	1,159	663	269	235	340	309	543	69
Flush toilet inside structure, shared.....	...	1	1	...	1	20	8	...	3	13	7	...	1	...	...	...	...
Other toilet facilities (including privy).....	8	100	1,053	30	206	1,777	979	337	1,431	2,122	1,532	686	225	528	757	1,140	12
No toilet.....	3	11	61	11	15	23	133	57	93	150	91	87	25	38	39	74	4
Not reported.....	7	3	15	...	6	23	27	27	6	53	25	28	25	13	12	8	5
<b>BATHING FACILITIES</b>																	
Installed bathtub or shower, exclusive use.....	34	158	692	57	193	1,700	854	594	205	1,449	1,136	305	271	359	375	696	72
Installed bathtub or shower, shared.....	...	1	1	...	...	18	6	...	2	13	4	...	1	1	...	...	...
No bathtub or shower.....	10	102	1,068	38	220	1,699	1,029	352	1,424	1,924	1,143	726	211	546	722	1,032	13
Not reported.....	7	9	26	...	6	27	41	34	17	91	35	39	28	13	20	37	5
<b>*YEAR BUILT</b>																	
Number reporting.....	45	255	1,740	75	385	3,305	1,915	965	1,670	3,275	2,270	985	470	890	1,045	1,680	70
1945 or later.....	5	15	375	25	65	555	305	160	100	430	220	175	55	80	220	205	30
1940 to 1944.....	5	15	165	5	25	345	170	110	90	225	155	60	10	45	65	20	5
1930 to 1939.....	30	75	415	10	60	740	650	325	205	680	370	160	180	75	450	300	20
1920 to 1929.....	5	125	470	15	160	500	645	240	350	615	375	380	155	265	190	380	5
1919 or earlier.....	...	25	315	20	75	1,165	145	130	925	1,345	1,150	210	70	425	120	775	10
<b>*ELECTRIC LIGHTING</b>																	
Number reporting.....	35	230	1,765	105	435	3,485	1,910	940	1,565	3,540	2,305	1,045	530	930	1,140	1,780	85
With electric lights.....	25	140	1,495	55	285	3,290	1,570	775	1,145	3,035	1,650	880	385	750	520	1,485	80
Total occupied dwelling units.....	32	196	1,180	64	351	3,282	1,454	812	1,289	2,978	2,124	886	421	749	944	1,634	53
<b>*HEATING EQUIPMENT</b>																	
Number reporting heating equipment.....	50	205	1,145	65	325	3,175	1,420	780	1,210	2,905	2,095	920	395	700	955	1,560	45
Central heating, piped steam or hot water.....	5	5	5	...	...	245	15	...	...	20	...	5	...	5	10	20	5
Central heating, warm air furnace.....	...	...	5	...	...	40	10	...	...	25	...	...	5	15	10	110	...
Noncentral heating, with flue.....	20	85	160	10	260	1,160	210	295	635	1,030	1,370	275	160	275	340	640	5
Noncentral heating, without flue.....	20	105	975	45	40	1,725	1,185	400	575	1,815	680	640	220	405	340	775	35
Not heated.....	5	10	...	10	...	5	...	5	...	15	10	...	10	...	255	15	...
<b>*HEATING FUEL</b>																	
Number reporting heating equipment.....	50	205	1,145	65	325	3,175	1,420	780	1,210	2,905	2,095	920	395	700	955	1,560	45
Central heating.....	5	5	10	...	25	285	25	80	...	45	35	5	5	20	20	130	5
Coal.....	...	...	...	...	...	...	5	...	...	10	...	...	...	...	...	5	5
Wood.....	...	...	...	...	...	...	...	...	...	5	35	...	...	...	5	10	...
Utility gas.....	...	5	5	...	10	45	10	15	...	10	...	...	...	...	5	40	...
Bottled gas.....	5	...	5	...	15	225	10	65	...	10	...	5	...	15	10	65	...
Liquid fuel.....	...	...	...	...	...	15	...	...	...	5	...	...	...	5	...	5	...
Other fuel.....	...	...	...	...	...	...	...	...	...	5	...	...	5	...	...	...	...
Not reported.....	...	...	...	...	...	...	...	...	...	...	...	...	...	...	...	...	...
Noncentral heating.....	40	190	1,135	55	300	2,885	1,395	695	1,210	2,845	2,090	915	380	680	680	1,415	40
Coal.....	...	...	15	...	10	20	15	15	80	30	...	5	...	...	...	15	...
Wood.....	5	35	30	5	10	545	35	10	325	690	1,235	65	175	20	200	515	...
Utility gas.....	10	5	50	...	15	310	80	60	90	100	105	30	25	130	230	380	15
Bottled gas.....	25	140	870	45	210	1,370	1,080	525	415	1,580	370	585	130	345	135	390	25
Liquid fuel.....	...	10	130	5	50	535	125	75	285	420	295	190	15	160	75	90	...
Electricity.....	...	...	...	...	...	20	5	...	5	10	25	...	10	...	15	...	...
Other fuel.....	...	...	35	...	5	75	45	10	...	10	20	40	20	20	20	25	...
Not reported.....	...	...	5	...	...	10	10	...	10	5	...	...	5	5	5	...	...
Not heated.....	5	10	...	10	...	5	...	5	...	15	10	...	10	...	255	15	...
<b>*COOKING FUEL</b>																	
Number reporting.....	30	180	1,185	70	330	3,190	1,415	770	1,310	2,880	2,060	850	385	745	870	1,585	55
Coal.....	...	...	20	5	15	25	10	5	25	5	10	...	...	...	10	5	...
Wood.....	5	30	25	25	5	180	20	5	155	355	600	10	80	30	280	370	...
Utility gas.....	...	5	45	5	15	420	135	75	95	170	75	25	15	95	235	455	15
Bottled gas.....	20	140	920	35	265	1,585	1,020	625	420	1,620	350	595	130	425	165	475	25
Liquid fuel.....	...	5	130	...	20	755	140	45	575	615	735	160	80	155	155	220	...
Electricity.....	5	...	25	...	5	135	15	10	20	90	205	30	75	30	10	35	...
Other fuel.....	...	...	20	...	5	90	75	...	20	25	75	25	5	10	15	25	10
None.....	...	...	...	...	...	...	...	5	...	...	10	5	...	...	...	...	5
<b>*REFRIGERATION EQUIPMENT</b>																	
Number reporting.....	25	180	1,160	85	390	3,335	1,440	795	1,250	2,995	2,075	880	445	810	950	1,635	60
Mechanical.....	15	105	890	50	300	2,555	1,170	640	850	2,360	1,250	675	265	700	330	1,175	45
Ice.....	...	...	100	...	50	695	75	75	345	425	310	75	35	45	35	275	5
Other or none.....	10	75	170	35	40	85	195	80	55	210	515	130	145	65	585	185	10
<b>*KITCHEN SINK</b>																	
Number reporting.....	30	140	910	40	265	2,195	1,120	675	480	2,225	1,165	530	255	570	375	1,025	50
With kitchen sink.....	30	140	910	40	265	2,195	1,120	675	480	2,220	1,165	530	255	570	375	1,025	50
<b>*RADIO</b>																	
Number reporting.....	25	220	1,205	60	360	3,365	1,465	845	1,285	3,010	2,140	870	405	740	980	1,640	60
With radio.....	25	135	1,155	30	335	3,220	1,380	820	1,260	2,865	1,905	830	350	715	685	1,565	60
<b>*TELEVISION</b>																	
Number reporting.....	25	220	1,210	60	360	3,350	1,440	825	1,285	3,010	2,120	870	400	765	980	1,420	60
With television.....	...	5	25	...	5	285	5	5	5	250	25	70	5	15	10	20	...

Table 33.—PLUMBING FACILITIES, YEAR BUILT, AND EQUIPMENT OF RURAL-FARM DWELLING UNITS, FOR COUNTIES: 1950—Con.

[Asterisk (\*) denotes statistics based on 20-percent sample]

Subject	Edwards	Ellis	El Paso	Erath	Falls	Fannin	Fayette	Fisher	Floyd	Foard	Fort Bend	Franklin	Free-stone	Frio	Gaines	Galveston	Garza	
Total dwelling units.....	487	4,522	2,930	2,430	3,839	4,217	4,020	1,700	1,441	648	2,973	1,143	2,051	628	612	527	613	
<b>WATER SUPPLY</b>																		
Hot and cold piped running water inside structure.....	195	830	868	523	291	326	321	323	784	134	465	154	190	178	234	329	215	
Only cold piped running water inside structure.....	143	956	248	1,073	757	890	1,668	260	301	139	682	160	281	185	134	112	209	
Piped running water outside structure.....	54	66	454	71	93	43	139	13	13	4	151	23	16	36	14	11	36	
No piped running water.....	91	2,625	1,183	744	2,618	2,931	1,825	1,038	334	371	1,587	795	1,541	214	210	63	148	
Not reported.....	4	45	177	19	80	27	67	66	9	...	88	11	23	15	20	12	5	
<b>TOILET FACILITIES</b>																		
Flush toilet inside structure, exclusive use.....	237	897	877	691	365	307	537	359	770	169	624	162	208	230	247	365	225	
Flush toilet inside structure, shared.....	4	14	20	5	3	3	3	5	4	...	2	...	...	...	1	3	...	
Other toilet facilities (including privy).....	148	3,221	1,729	1,414	3,088	3,689	3,178	1,101	600	410	2,139	892	1,717	349	299	138	354	
No toilet.....	97	347	122	297	510	194	196	172	60	67	118	78	103	35	46	9	31	
Not reported.....	1	43	182	23	73	24	106	63	7	2	90	10	23	14	19	12	3	
<b>BATHING FACILITIES</b>																		
Installed bathtub or shower, exclusive use.....	264	1,175	851	928	674	563	1,182	401	815	198	804	192	343	272	260	375	247	
Installed bathtub or shower, shared.....	4	14	19	3	3	3	2	4	4	...	1	2	...	...	3	3	...	
No bathtub or shower.....	215	3,263	1,862	1,474	3,043	3,613	2,752	1,210	612	449	2,051	934	1,671	342	303	131	358	
Not reported.....	4	70	198	25	119	38	84	85	10	1	117	15	37	14	49	18	8	
<b>*YEAR BUILT</b>																		
Number reporting.....	480	4,355	2,485	2,385	3,650	4,190	3,955	1,690	1,425	635	2,775	1,090	2,000	590	450	550	600	
1945 or later.....	85	235	565	280	285	315	265	160	175	60	310	190	290	115	120	120	55	
1940 to 1944.....	50	175	175	165	150	125	100	125	45	45	105	115	105	40	95	25	20	
1930 to 1939.....	145	635	650	325	525	590	380	305	275	70	675	315	475	100	150	170	80	
1920 to 1929.....	105	855	610	395	1,085	640	895	455	510	180	825	155	535	125	60	100	230	
1919 or earlier.....	95	2,455	485	1,220	1,605	2,520	2,315	645	420	280	860	315	595	210	25	135	215	
<b>*ELECTRIC LIGHTING</b>																		
Number reporting.....	465	4,170	2,745	2,420	3,675	4,145	3,760	1,615	1,405	635	2,715	1,185	2,070	615	420	540	585	
With electric lights.....	225	3,100	2,340	1,885	2,455	3,515	2,515	1,365	1,240	460	2,160	950	1,105	440	240	505	455	
Total occupied dwelling units.....	368	3,761	2,090	2,177	2,983	3,829	3,708	1,390	1,245	485	2,588	998	1,852	577	510	451	504	
<b>*HEATING EQUIPMENT</b>																		
Number reporting heating equipment.....	350	3,350	2,075	2,155	2,705	3,785	3,620	1,390	1,250	470	2,150	1,015	1,870	595	365	465	545	
Central heating, piped steam or hot water.....	5	25	20	10	10	10	80	10	...	...	10	...	...	20	...	15	20	
Central heating, warm air furnace.....	220	25	140	...	15	5	165	...	5	15	15	...	...	...	...	10	10	
Noncentral heating, with flue.....	280	1,665	975	1,210	1,790	2,370	2,940	315	290	215	1,300	560	1,355	355	55	60	185	
Noncentral heating, without flue.....	120	1,625	560	935	880	1,395	420	1,045	955	240	810	445	515	180	310	380	330	
Not heated.....	5	10	380	...	10	5	15	20	...	...	15	...	...	40	...	...	...	
<b>*HEATING FUEL</b>																		
Number reporting heating equipment.....	350	3,350	2,075	2,155	2,705	3,785	3,620	1,390	1,250	470	2,150	1,015	1,870	595	365	465	545	
Central heating.....	5	50	160	10	25	15	245	10	5	15	25	5	...	20	...	25	30	
Coal.....	...	...	...	...	5	...	10	...	...	5	...	...	...	...	...	...	5	
Wood.....	...	...	...	...	...	...	60	...	...	...	...	5	...	5	...	...	...	
Utility gas.....	...	15	85	5	...	...	20	...	5	...	10	...	...	...	...	...	10	
Bottled gas.....	5	10	45	5	10	15	125	10	...	10	10	...	...	15	...	20	15	
Liquid fuel.....	...	25	10	...	10	...	10	...	...	...	5	...	...	...	...	...	...	
Other fuel.....	...	...	20	...	...	...	20	...	...	...	...	...	...	...	...	...	...	
Not reported.....	...	...	...	...	...	...	...	...	...	...	...	...	...	...	...	...	...	
Noncentral heating.....	340	3,290	1,535	2,145	2,670	3,765	3,360	1,360	1,245	455	2,110	1,005	1,870	535	365	440	515	
Coal.....	...	40	...	...	75	210	15	20	20	...	10	...	...	...	...	...	5	
Wood.....	195	825	315	835	1,425	1,465	2,645	155	15	35	1,105	490	1,305	280	10	5	40	
Utility gas.....	...	135	235	165	110	240	55	90	130	85	110	65	65	10	30	180	35	
Bottled gas.....	70	855	145	555	575	1,055	190	835	850	160	510	375	395	190	265	140	370	
Liquid fuel.....	70	1,170	730	445	395	730	335	170	215	140	300	75	90	45	35	100	60	
Electricity.....	...	10	75	20	5	5	65	5	...	5	25	...	...	10	...	5	...	
Other fuel.....	5	250	15	55	80	50	45	80	10	30	50	...	5	...	25	5	5	
Not reported.....	...	5	...	70	5	10	10	5	5	...	...	...	...	...	...	...	...	
Not heated.....	5	10	380	...	10	5	15	20	...	...	15	5	...	40	...	...	...	
<b>*COOKING FUEL</b>																		
Number reporting.....	370	3,875	1,950	2,140	3,005	3,775	3,840	1,375	1,280	530	2,540	920	1,735	560	420	415	505	
Coal.....	...	25	...	...	60	40	20	35	...	...	5	...	...	...	...	...	...	
Wood.....	225	465	405	530	785	485	1,840	45	10	590	125	955	205	5	10	30	...	
Utility gas.....	10	260	215	220	205	275	80	70	65	80	175	65	55	5	45	165	35	
Bottled gas.....	50	1,065	135	505	690	1,075	295	920	960	255	760	340	470	170	310	120	360	
Liquid fuel.....	70	1,650	760	630	1,010	1,730	890	215	200	135	815	380	205	95	30	85	70	
Electricity.....	10	135	400	155	95	55	620	35	30	15	75	...	25	80	...	25	5	
Other fuel.....	...	270	15	100	160	115	95	55	15	35	120	10	25	...	30	10	5	
None.....	5	5	20	...	...	...	...	...	...	...	...	...	...	5	...	...	...	
<b>*REFRIGERATION EQUIPMENT</b>																		
Number reporting.....	360	2,390	2,145	2,175	3,015	3,795	3,510	1,345	1,150	495	2,405	1,060	1,890	560	340	475	475	
Mechanical.....	210	2,145	945	1,515	1,650	2,300	1,880	1,150	1,035	390	1,385	750	655	365	265	425	325	
Ice.....	20	885	295	390	650	1,000	355	85	55	55	235	240	910	45	45	30	65	
Other or none.....	130	360	905	270	715	495	1,275	110	60	50	785	70	325	150	30	20	85	
<b>*KITCHEN SINK</b>																		
Number reporting.....	375	3,880	1,910	2,175	2,880	3,785	3,815	1,375	1,270	530	2,540	925	1,735	560	425	415	505	
With kitchen sink.....	250	1,825	660	1,565	1,050	1,335	1,450	790	1,075	305	990	375	465	295	325	350	400	
<b>*RADIO</b>																		
Number reporting.....	375	3,610	2,000	2,115	2,860	3,900	3,685	1,280	1,255	450	2,535	950	1,825	535	365	375	475	
With radio.....	310	3,310	1,625	2,005	2,580	3,720	3,250	1,200	1,225	425	2,230	910	1,530	470	355	355	455	
<b>*TELEVISION</b>																		
Number reporting.....	375	3,610	2,040	2,125	2,920	3,880	3,680	1,290	1,250	450	2,515	940	1,820	530	355	375	470	
With television.....	...	185	15	25	40	35	20	40	5	10	60	5	35	15	5	15	15	

Table 33.—PLUMBING FACILITIES, YEAR BUILT, AND EQUIPMENT OF RURAL-FARM DWELLING UNITS, FOR COUNTIES: 1950—Con.

[Asterisk (\*) denotes statistics based on 20-percent sample]

Subject	Gil-lespie	Glass-cock	Goliad	Gonzales	Gray	Grayson	Gregg	Grimes	Guadalupe	Hale	Hall	Hamilton	Hansford	Hardeman	Hardin	Harris	Harrison
Total dwelling units.....	1,549	196	902	2,728	697	3,895	1,301	2,047	2,653	2,570	1,651	1,754	346	1,244	1,122	3,230	3,690
<b>WATER SUPPLY</b>																	
Hot and cold piped running water inside structure.....	340	89	180	509	433	677	457	196	375	1,307	187	398	263	240	241	1,607	490
Only cold piped running water inside structure.....	854	37	420	1,020	110	1,066	142	239	959	528	165	995	30	221	248	820	238
Piped running water outside structure.....	136	13	82	174	1	69	6	39	171	172	19	30	20	49	33	108	15
No piped running water.....	201	53	157	1,004	135	2,061	668	1,539	1,128	537	1,263	220	32	726	596	590	2,862
Not reported.....	18	4	63	21	18	22	28	34	20	26	17	111	1	8	4	105	85
<b>TOILET FACILITIES</b>																	
Flush toilet inside structure, exclusive use.....	680	92	315	735	434	819	465	222	624	1,337	201	559	257	284	266	1,869	492
Flush toilet inside structure, shared.....	2	...	6	...	4	7	6	1	7	6	2	1	...	2	4	11	6
Other toilet facilities (including privy).....	711	76	491	1,820	210	2,901	713	1,622	1,871	1,127	1,253	1,000	79	836	822	1,167	2,836
No toilet.....	137	23	23	153	35	154	89	163	134	75	181	84	9	114	26	82	316
Not reported.....	19	5	67	20	14	14	28	39	17	25	14	110	1	8	4	101	40
<b>BATHING FACILITIES</b>																	
Installed bathtub or shower, exclusive use.....	939	102	446	1,086	445	1,051	499	312	1,002	1,402	247	699	261	319	321	1,998	568
Installed bathtub or shower, shared.....	2	...	6	8	9	7	6	1	7	6	2	2	...	1	3	14	6
No bathtub or shower.....	583	89	380	1,608	221	2,773	758	1,670	1,614	1,125	1,382	934	84	912	784	1,100	3,055
Not reported.....	25	5	70	26	22	64	38	64	30	37	20	119	1	12	14	118	61
<b>*YEAR BUILT</b>																	
Number reporting.....	1,500	135	880	2,650	625	3,755	1,405	2,030	2,490	2,480	1,645	1,630	335	1,160	1,035	2,995	3,510
1945 or later.....	105	40	100	375	35	355	175	290	255	675	110	230	65	65	290	770	570
1940 to 1944.....	95	...	70	245	50	220	175	145	85	265	40	85	35	55	175	325	285
1930 to 1939.....	175	40	135	490	110	685	670	385	305	490	150	260	15	95	240	835	955
1920 to 1929.....	220	25	255	610	185	695	215	500	630	590	520	355	145	365	190	505	845
1919 or earlier.....	905	30	320	930	245	1,800	170	710	1,215	460	825	700	75	580	140	560	855
<b>*ELECTRIC LIGHTING</b>																	
Number reporting.....	1,535	130	775	2,680	645	3,775	1,230	1,955	2,675	2,640	1,635	1,585	325	1,270	1,090	3,090	3,740
With electric lights.....	1,375	75	585	1,875	485	3,210	990	1,065	1,875	2,485	1,170	1,410	270	930	830	2,900	1,565
Total occupied dwelling units.....	1,301	165	806	2,439	569	3,569	1,192	1,803	2,189	2,196	1,189	1,592	260	919	1,013	2,572	3,298
<b>*HEATING EQUIPMENT</b>																	
Number reporting heating equipment.....	1,325	105	750	2,465	575	3,440	1,155	1,745	2,165	2,185	1,190	1,630	285	945	915	2,415	3,260
Central heating, piped steam or hot water.....	...	...	...	...	5	45	...	15	5	25	...	5	5	5	...	20	80
Central heating, warm air furnace.....	5	...	...	20	30	25	20	...	15	60	5	...	70	15	...	40	40
Noncentral heating, with fuel.....	1,160	30	450	1,700	240	1,875	580	1,340	1,580	550	540	1,040	185	315	370	595	2,145
Noncentral heating, without fuel.....	155	75	295	735	300	1,430	555	385	560	1,550	645	580	20	610	540	1,750	990
Not heated.....	5	...	5	10	...	65	...	5	5	...	...	5	5	...	5	10	5
<b>*HEATING FUEL</b>																	
Number reporting heating equipment.....	1,325	105	750	2,465	575	3,440	1,155	1,745	2,165	2,185	1,190	1,630	285	945	915	2,415	3,260
Central heating.....	5	...	...	20	35	70	20	15	20	85	5	5	75	20	...	60	120
Coal.....	...	...	...	...	...	15	5	...	10	...	...	...	...	...	...	10	...
Wood.....	...	...	...	...	...	10	...	...	5	5	...	...	...	...	...	5	20
Utility gas.....	...	...	...	15	25	30	15	...	...	40	5	...	10	15	...	30	55
Bottled gas.....	...	...	...	5	...	5	...	5	...	40	...	...	60	...	...	10	45
Liquid fuel.....	5	...	...	...	5	5	...	5	...	...	...	...	...	...	...	...	...
Other fuel.....	...	...	...	...	...	5	...	...	...	...	...	...	...	...	...	...	...
Not reported.....	...	...	...	...	...	...	...	...	...	...	...	...	...	...	...	...	5
Noncentral heating.....	1,315	105	745	2,435	540	3,305	1,135	1,725	2,140	2,100	1,185	1,620	205	925	910	2,345	3,135
Coal.....	...	...	...	25	5	175	...	5	10	30	130	15	5	50	15	...	30
Wood.....	1,055	25	390	1,395	10	885	425	1,220	1,405	15	85	825	...	65	345	345	2,275
Utility gas.....	5	10	35	165	290	240	440	80	40	250	65	30	35	205	25	580	235
Bottled gas.....	60	65	190	425	155	1,175	215	225	295	1,625	475	420	150	340	470	1,195	450
Liquid fuel.....	140	5	100	370	75	765	40	160	325	120	390	210	15	230	15	200	125
Electricity.....	35	...	25	25	5	15	...	25	55	...	...	15	...	5	15	5	...
Other fuel.....	20	...	5	30	...	45	15	10	5	55	40	100	...	30	25	10	20
Not reported.....	...	...	...	...	...	5	...	...	5	5	...	5	...	...	...	10	...
Not heated.....	5	...	5	10	...	65	...	5	5	...	...	5	5	...	5	10	5
<b>*COOKING FUEL</b>																	
Number reporting.....	1,305	170	785	2,335	585	3,550	1,125	1,740	2,210	2,180	1,195	1,580	245	895	1,130	2,550	3,235
Coal.....	...	...	...	20	...	35	...	15	...	5	50	...	...	...	...	...	15
Wood.....	840	25	255	810	5	500	405	985	650	20	445	...	...	30	275	250	2,110
Utility gas.....	15	10	45	165	325	235	460	90	35	250	95	35	20	125	25	600	295
Bottled gas.....	45	105	220	405	155	1,315	185	200	400	1,715	565	450	215	325	560	1,325	580
Liquid fuel.....	145	15	205	640	85	1,275	50	350	755	105	370	365	5	315	120	245	195
Electricity.....	245	10	55	265	10	75	15	65	335	55	20	100	5	55	135	50	10
Other fuel.....	15	5	...	25	5	115	10	35	10	15	50	180	...	45	15	75	25
None.....	...	...	5	5	...	...	...	25	15	5	5	...	...	...	...	5	5
<b>*REFRIGERATION EQUIPMENT</b>																	
Number reporting.....	1,305	100	730	2,400	520	3,465	1,140	1,725	2,155	2,200	1,160	1,500	240	925	950	2,525	3,330
Mechanical.....	1,080	60	465	1,440	455	2,445	665	780	1,250	1,850	875	1,150	215	720	640	2,140	935
Ice.....	55	5	80	520	35	820	355	425	480	140	150	205	20	140	140	170	1,345
Other or none.....	170	35	185	440	30	200	120	520	425	210	135	145	5	65	170	215	1,050
<b>*KITCHEN SINK</b>																	
Number reporting.....	1,320	170	790	2,340	585	3,565	1,125	1,725	2,215	2,190	1,195	1,570	245	895	1,120	2,545	3,235
With kitchen sink.....	930	140	480	1,190	500	1,840	555	500	1,130	1,765	445	1,180	230	550	490	1,995	830
<b>*RADIO</b>																	
Number reporting.....	1,250	120	840	2,440	595	3,585	1,135	1,840	2,200	2,105	1,195	1,535	265	885	1,040	2,585	3,195
With radio.....	1,185	105	745	2,180	575	3,400	990	1,465	1,950	1,995	1,135	1,500	255	840	945	2,435	2,555
<b>*TELEVISION</b>																	
Number reporting.....	1,245	120	840	2,420	590	3,590	1,130	1,750	2,215	2,090	1,190	1,525	265	880	1,040	2,585	3,210
With television.....	10	...	5	30	15	60	25	20	55	10	20	15	...	5	15	105	30

HOUSING—GENERAL CHARACTERISTICS

Table 33.—PLUMBING FACILITIES, YEAR BUILT, AND EQUIPMENT OF RURAL-FARM DWELLING UNITS, FOR COUNTIES: 1950—Con.

[Asterisk (\*) denotes statistics based on 20-percent sample]

Subject	Hart-ley	Hes-kell	Hays	Hemp-hill	Hen-derson	Hi-dalgo	Hill	Hock-ley	Hood	Hop-kins	Hous-ton	Howard	Huds-peth	Hunt	Hutch-inson	Irion	Jack
Total dwelling units.....	272	2,017	1,260	373	3,074	7,817	4,525	2,432	921	3,304	2,898	1,119	747	4,686	180	172	949
<b>WATER SUPPLY</b>																	
Hot and cold piped running water inside structure.....	162	445	398	187	432	2,507	587	837	215	333	370	370	164	412	142	100	169
Only cold piped running water inside structure.....	46	493	334	94	419	1,115	1,261	546	397	527	310	305	110	892	23	54	230
Piped running water outside structure.....	17	92	58	1	65	1,113	157	194	30	47	19	39	122	60	2	11	49
No piped running water.....	42	965	466	90	2,092	2,940	2,496	839	274	2,357	2,165	382	339	3,305	10	5	474
Not reported.....	5	22	4	1	66	142	24	16	5	40	34	23	12	17	3	2	27
<b>TOILET FACILITIES</b>																	
Flush toilet inside structure, exclusive use.....	166	471	484	201	499	2,938	588	856	296	365	387	417	164	424	143	119	198
Flush toilet inside structure, shared.....	...	1	2	...	4	29	4	2	...	3	3	4	2	5	2	...	...
Other toilet facilities (including privy).....	10	1,441	669	142	2,262	4,222	3,385	1,453	522	2,763	2,278	568	538	3,805	30	49	678
No toilet.....	93	83	99	29	233	487	514	107	98	134	196	104	32	435	1	2	45
Not reported.....	3	21	6	1	76	141	34	14	5	39	34	27	11	17	4	2	28
<b>BATHING FACILITIES</b>																	
Installed bathtub or shower, exclusive use.....	174	530	558	204	530	3,163	1,060	877	410	448	470	475	187	631	139	122	261
Installed bathtub or shower, shared.....	...	1	2	...	3	28	3	2	...	3	4	3	1	2	...	...	...
No bathtub or shower.....	94	1,442	692	168	2,439	4,428	3,399	1,537	502	2,772	2,353	604	540	4,009	33	47	626
Not reported.....	4	44	8	1	102	198	63	16	9	81	71	36	17	45	6	3	62
<b>*YEAR BUILT</b>																	
Number reporting.....	245	1,840	1,200	360	2,860	7,355	4,290	2,240	925	3,210	2,775	1,050	725	4,580	170	165	860
1945 or later.....	55	105	160	45	550	2,125	300	645	140	380	435	150	135	380	40	20	125
1940 to 1944.....	30	110	95	40	290	845	215	265	50	230	295	60	110	235	25	20	85
1930 to 1939.....	45	385	235	65	700	2,810	750	780	130	660	705	310	205	745	35	50	195
1920 to 1929.....	65	510	305	75	610	1,265	785	535	135	580	620	265	210	1,010	35	50	125
1910 or earlier.....	50	730	405	135	780	310	2,240	15	470	1,360	720	265	65	2,210	35	25	330
<b>*ELECTRIC LIGHTING</b>																	
Number reporting.....	270	1,890	1,195	400	2,970	7,600	4,520	2,430	905	3,245	2,800	1,170	705	4,605	170	160	940
With electric lights.....	185	1,555	955	305	2,275	4,940	3,410	2,125	670	2,635	1,820	965	485	3,260	145	125	795
Total occupied dwelling units.....	218	1,695	929	318	2,713	7,144	3,461	1,759	787	3,005	2,837	915	578	3,540	150	140	793
<b>*HEATING EQUIPMENT</b>																	
Number reporting heating equipment.....	225	1,525	955	350	2,510	7,055	3,460	1,460	785	2,915	2,535	920	525	3,385	150	135	850
Central heating, piped steam or hot water.....	...	...	10	...	45	125	50	20	10	115	30	10	...	40	...	5	...
Central heating, warm air furnace.....	5	10	...	15	...	50	15	15	...	...	25	...	25	45	20	5	5
Noncentral heating, with flue.....	165	575	600	215	1,510	1,845	1,755	220	355	1,535	1,640	295	415	1,940	100	70	470
Noncentral heating, without flue.....	55	940	345	120	955	3,420	1,625	1,205	415	1,225	825	615	85	1,355	30	50	375
Not heated.....	...	...	...	...	...	1,615	15	...	...	40	15	...	...	...	5	5	...
<b>*HEATING FUEL</b>																	
Number reporting heating equipment.....	225	1,525	955	350	2,510	7,055	3,460	1,460	785	2,915	2,535	920	525	3,385	150	135	850
Central heating.....	5	10	10	15	45	175	65	35	15	115	55	10	25	85	20	10	5
Coal.....	...	5	...	...	10	...	5	...	...	5	...	...	...	5	...	5	5
Wood.....	...	...	5	...	10	10	...	...	...	...	...	...	...	...	...	...	...
Utility gas.....	...	5	...	...	80	5	10	10	10	10	5	...	10	15	5	...	...
Bottled gas.....	5	...	5	15	30	45	40	25	5	80	20	5	20	65	5	...	...
Liquid fuel.....	...	...	...	...	10	...	...	...	...	20	20	...	...	5	...	...	...
Other fuel.....	...	...	...	...	5	25	5	...	...	...	...	...	5	...	...	...	...
Not reported.....	...	...	...	...	5	...	...	...	...	...	...	...	...	...	...	...	...
Noncentral heating.....	220	1,515	945	335	2,465	5,265	3,380	1,425	770	2,760	2,465	910	500	3,295	130	120	845
Coal.....	15	20	5	25	5	20	90	10	...	20	...	5	...	160	...	5	...
Wood.....	5	125	415	15	1,385	770	760	20	295	1,145	1,620	85	315	1,020	5	50	435
Utility gas.....	30	55	15	30	125	925	245	70	80	175	130	185	5	215	20	95	95
Bottled gas.....	155	850	280	140	580	1,215	1,075	1,165	305	955	480	380	60	1,020	100	65	280
Liquid fuel.....	5	385	170	125	285	1,715	1,090	120	65	400	205	250	115	780	...	...	50
Electricity.....	...	5	60	...	5	225	15	5	10	15	...	...	5	...	...	...	...
Other fuel.....	5	65	...	...	75	360	90	35	15	45	20	5	...	80	5	...	5
Not reported.....	5	10	...	...	5	35	15	...	...	5	10	...	...	5	...	...	...
Not heated.....	...	...	...	...	...	1,615	15	...	...	40	15	...	...	5	...	5	...
<b>*COOKING FUEL</b>																	
Number reporting.....	230	1,700	965	280	2,730	6,960	3,465	1,670	745	3,025	3,020	890	605	3,570	130	145	740
Coal.....	20	...	...	...	15	5	65	...	...	30	10	...	...	80	...	...	...
Wood.....	...	75	360	15	880	1,055	285	...	155	515	1,635	75	305	530	5	20	210
Utility gas.....	25	95	25	25	225	800	400	65	115	215	180	155	10	245	45	...	95
Bottled gas.....	160	905	250	170	700	1,270	1,090	1,315	280	1,155	735	370	70	1,130	80	105	250
Liquid fuel.....	15	540	165	55	690	2,350	1,340	105	155	945	300	270	95	1,355	...	10	135
Electricity.....	5	35	150	15	50	915	135	30	25	35	45	15	120	80	...	10	30
Other fuel.....	...	50	10	...	165	520	140	155	15	130	115	5	...	150	...	...	20
None.....	5	...	5	...	5	45	10	...	...	...	...	...	5	...	...	...	...
<b>*REFRIGERATION EQUIPMENT</b>																	
Number reporting.....	230	1,555	900	340	2,670	6,870	3,495	1,735	805	2,955	2,720	930	560	3,535	145	120	795
Mechanical.....	215	1,290	640	295	1,525	3,335	2,645	1,335	640	2,005	1,260	765	200	2,335	130	110	615
Ice.....	10	160	125	20	690	420	510	210	100	720	790	55	25	860	...	10	105
Other or none.....	5	105	135	25	455	3,115	340	190	65	230	670	110	335	340	15	...	75
<b>*KITCHEN SINK</b>																	
Number reporting.....	230	1,715	965	280	2,720	7,005	3,460	1,675	745	3,030	3,030	890	610	3,590	130	150	740
With kitchen sink.....	215	940	595	235	895	3,145	1,755	1,205	495	1,080	865	675	190	1,520	125	145	440
<b>*RADIO</b>																	
Number reporting.....	180	1,635	920	295	2,680	6,925	3,490	1,790	775	2,945	2,700	880	605	3,575	180	145	775
With radio.....	155	1,505	855	290	2,400	5,210	3,285	1,660	715	2,845	2,270	805	465	3,345	160	125	720
<b>*TELEVISION</b>																	
Number reporting.....	180	1,660	910	295	2,675	6,805	3,490	1,785	780	2,925	2,670	865	595	3,585	175	145	765
With television.....	...	15	10	...	75	40	65	5	35	15	115	...	5	70	...	5	15

Table 33.—PLUMBING FACILITIES, YEAR BUILT, AND EQUIPMENT OF RURAL-FARM DWELLING UNITS, FOR COUNTIES: 1950—Con.

[Asterisk (\*) denotes statistics based on 20-percent sample]

Subject	Jack-son	Jas-per	Jeff-Davis	Jeffer-son	Jim-Hogg	Jim-Well-s	John-son	Jones	Karnes	Kauf-man	Ken-dall	Kenedy	Kent	Kerr	Kimble	King	Kinney
Total dwelling units.....	1,399	1,804	313	827	216	897	3,154	2,376	2,048	3,410	958	125	474	838	723	208	231
<b>WATER SUPPLY</b>																	
Hot and cold piped running water inside structure.....	385	346	134	370	36	285	746	529	283	323	400	31	69	490	297	39	84
Only cold piped running water inside structure.....	410	330	106	169	75	351	1,292	614	762	463	408	56	49	245	256	22	91
Piped running water outside structure.....	59	38	12	24	63	112	159	66	111	60	69	22	7	22	42	...	15
No piped running water.....	439	1,084	34	251	40	134	926	1,100	852	2,506	75	15	347	52	123	145	41
Not reported.....	106	6	27	13	2	15	31	67	40	58	6	1	2	29	5	2	...
<b>TOILET FACILITIES</b>																	
Flush toilet inside structure, exclusive use.....	422	323	204	405	39	346	960	623	422	340	632	51	79	638	383	43	108
Flush toilet inside structure, shared.....	3	3	...	5	...	...	5	2	1	4	9	...	1	...	...	...	...
Other toilet facilities (including privy).....	808	1,350	59	347	153	521	2,023	1,434	1,221	2,773	236	70	336	149	227	145	83
No toilet.....	61	123	18	57	21	12	133	257	367	243	74	4	56	19	108	19	39
Not reported.....	105	5	32	13	3	18	33	60	37	50	7	...	2	32	5	1	1
<b>BATHING FACILITIES</b>																	
Installed bathtub or shower, exclusive use.....	515	395	183	436	82	470	1,204	717	692	502	688	67	96	668	433	49	114
Installed bathtub or shower, shared.....	3	3	...	5	...	...	4	2	1	5	8	...	2	2	...	...	...
No bathtub or shower.....	748	1,394	81	369	129	406	1,896	1,580	1,303	2,828	253	58	372	136	284	151	116
Not reported.....	133	12	49	17	5	21	50	77	52	75	9	...	4	32	6	8	1
<b>*YEAR BUILT</b>																	
Number reporting.....	1,240	1,820	265	740	205	850	2,990	2,345	1,845	3,220	990	120	440	760	710	185	225
1945 or later.....	140	540	40	120	50	100	315	235	240	240	135	5	55	185	105	20	35
1940 to 1944.....	100	325	30	85	20	70	210	125	80	185	70	25	20	65	110	5	15
1930 to 1939.....	265	455	105	305	50	205	385	410	320	555	140	5	140	155	130	35	75
1920 to 1929.....	255	230	45	120	55	315	550	550	450	820	150	45	70	90	145	75	70
1919 or earlier.....	480	270	45	110	30	160	1,530	1,025	755	1,420	495	40	155	265	220	50	30
<b>*ELECTRIC LIGHTING</b>																	
Number reporting.....	1,190	1,805	290	855	210	900	3,165	2,305	1,975	3,390	930	125	435	830	715	220	235
With electric lights.....	1,050	1,310	225	670	50	720	2,680	1,940	1,250	2,335	850	105	295	785	630	125	175
Total occupied dwelling units.....	1,191	1,691	137	709	153	818	2,680	1,955	1,667	2,722	758	116	376	637	551	161	161
<b>*HEATING EQUIPMENT</b>																	
Number reporting heating equipment.....	1,040	1,750	160	720	160	860	2,650	1,890	1,615	2,690	705	130	320	665	530	175	145
Central heating, piped steam or hot water.....	40	15	5	...	...	5	15	5	10	5	...	...	10	80	...	...	5
Central heating, warm air furnace.....	15	10	30	...	...	5	35	5	10	30	5	...	5	15	...	...	...
Noncentral heating, with flue.....	595	915	55	195	60	330	1,125	725	890	1,595	535	55	40	410	320	40	80
Noncentral heating, without flue.....	390	725	70	515	55	430	1,500	1,150	590	1,085	140	55	265	170	180	135	60
Not heated.....	...	85	...	10	40	60	5	...	95	...	...	15	5	...	15	...	...
<b>*HEATING FUEL</b>																	
Number reporting heating equipment.....	1,040	1,750	160	720	160	860	2,650	1,890	1,615	2,690	705	130	320	665	530	175	145
Central heating.....	55	25	35	...	5	40	20	15	40	10	30	5	10	85	15	...	5
Coal.....	...	5	...	...	...	...	...	...	...	5	...	...	...	5	...	...	...
Wood.....	15	10	...	...	5	10	...	...	10	5	...	...	...	10	...	...	...
Utility gas.....	30	5	30	...	...	20	10	15	5	...	...	...	10	10	...	...	...
Bottled gas.....	...	5	5	...	...	...	5	...	15	...	25	5	...	40	...	...	5
Liquid fuel.....	10	...	...	...	...	...	5	...	5	...	...	...	...	10	5	...	...
Other fuel.....	...	...	...	...	...	...	...	...	...	...	...	...	...	10	10	...	...
Not reported.....	...	...	...	...	...	...	...	...	...	...	...	...	...	...	...	...	...
Noncentral heating.....	985	1,640	125	710	115	760	2,625	1,875	1,480	2,680	675	110	305	580	500	175	140
Coal.....	...	10	...	10	...	65	45	15	...	5	...	...	...	...	5	...	...
Wood.....	540	885	50	145	25	135	580	250	730	1,110	510	45	35	390	265	20	75
Utility gas.....	160	80	...	170	40	200	285	100	140	105	5	...	15	5	60	15	5
Bottled gas.....	160	615	65	305	25	185	890	970	250	715	110	35	220	40	130	120	50
Liquid fuel.....	105	50	5	70	20	90	700	470	265	565	35	25	25	60	20	10	5
Electricity.....	...	...	...	10	...	40	25	25	30	15	5	5	5	60	20	...	...
Other fuel.....	20	...	...	...	5	40	100	45	55	150	5	...	5	65	...	10	...
Not reported.....	...	...	5	...	...	5	...	10	15	...	...	...	...	...	...	...	5
Not heated.....	...	85	...	10	40	60	5	...	95	...	...	15	5	...	15	...	...
<b>*COOKING FUEL</b>																	
Number reporting.....	1,110	1,660	105	720	135	785	2,670	1,900	1,740	2,695	760	120	390	605	555	145	165
Coal.....	...	5	...	...	...	55	5	...	...	10	...	...	...	...	...	...	...
Wood.....	245	595	30	125	40	80	210	90	500	620	385	30	30	205	245	15	70
Utility gas.....	255	55	25	140	30	210	275	155	170	115	...	...	...	60	15	25	10
Bottled gas.....	220	700	35	250	20	240	975	845	460	680	195	35	245	90	185	95	50
Liquid fuel.....	290	225	15	115	35	90	860	620	430	1,040	40	55	45	25	20	10	...
Electricity.....	25	70	...	85	5	75	165	120	95	85	115	...	...	215	75	...	30
Other fuel.....	75	10	...	...	5	30	180	70	80	140	20	...	5	55	...	10	...
None.....	...	...	...	5	...	5	...	...	5	5	...	...	...	...	5	...	5
<b>*REFRIGERATION EQUIPMENT</b>																	
Number reporting.....	1,050	1,675	125	750	165	830	2,690	1,965	1,640	2,775	765	115	330	620	535	165	140
Mechanical.....	760	1,000	80	595	25	505	2,070	1,550	895	1,550	645	50	230	550	440	115	90
Ice.....	20	330	...	85	5	50	410	235	150	960	20	...	15	25	30	10	20
Other or none.....	270	345	45	70	135	275	210	180	595	265	100	65	85	45	65	40	30
<b>*KITCHEN SINK</b>																	
Number reporting.....	1,120	1,655	110	715	135	785	2,670	1,905	1,740	2,710	760	120	390	605	555	140	165
With kitchen sink.....	665	595	85	485	40	495	1,930	1,200	835	800	620	65	170	525	435	80	115
<b>*RADIO</b>																	
Number reporting.....	1,195	1,620	125	665	125	820	2,640	1,925	1,660	2,645	755	95	370	535	560	165	170
With radio.....	1,115	1,415	110	600	70	700	2,500	1,835	1,440	2,345	705	60	340	500	460	160	135
<b>*TELEVISION</b>																	
Number reporting.....	1,190	1,595	120	665	130	820	2,630	1,920	1,640	2,630	745	95	375	530	560	165	170
With television.....	15	5	...	15	...	35	185	20	15	110	25	...	10	...	...	10	...



HOUSING—GENERAL CHARACTERISTICS

Table 33.—PLUMBING FACILITIES, YEAR BUILT, AND EQUIPMENT OF RURAL-FARM DWELLING UNITS, FOR COUNTIES: 1950—Con.

[Asterisk (\*) denotes statistics based on 20-percent sample]

Subject	Kle-berg	Knox	Lamar	Lamb	Lam-pasas	La Salle	La- vaca	Lee	Leon	Lib-erty	Lime-stone	Lips-comb	Live Oak	Ilano	Loving	Lub-bock	Lynn	
Total dwelling units.....	618	1,343	4,328	4,699	1,042	596	3,421	1,764	2,153	1,452	3,225	411	1,228	712	24	4,545	1,794	
<b>WATER SUPPLY</b>																		
Hot and cold piped running water inside structure.....	264	375	391	1,324	310	113	246	129	246	326	357	264	232	243	10	1,609	641	
Only cold piped running water inside structure.....	188	294	632	590	477	158	1,859	322	203	287	501	72	411	265	...	815	494	
Piped running water outside structure.....	56	67	69	966	42	48	177	61	19	44	42	7	94	9	1	1,296	118	
No piped running water.....	80	580	3,206	1,786	210	271	1,092	1,247	1,657	769	2,218	58	481	161	13	759	520	
Not reported.....	30	27	30	33	3	6	47	5	28	26	107	10	10	34	...	66	21	
<b>TOILET FACILITIES</b>																		
Flush toilet inside structure, exclusive use.....	286	385	400	1,321	441	163	430	149	246	386	365	265	314	350	8	1,628	671	
Flush toilet inside structure, shared.....	1	5	...	...	13	...	8	...	1	1	2	...	...	3	...	9	1	
Other toilet facilities (including privy).....	269	858	3,497	2,652	449	372	2,808	1,502	1,676	1,013	2,509	135	810	262	16	2,738	988	
No toilet.....	30	72	414	698	137	57	129	106	201	23	253	3	91	63	...	111	113	
Not reported.....	32	23	17	28	2	4	46	7	29	29	96	8	13	34	...	59	21	
<b>BATHING FACILITIES</b>																		
Installed bathtub or shower, exclusive use.....	338	453	663	1,367	484	204	1,198	263	331	448	575	274	441	385	10	1,678	729	
Installed bathtub or shower, shared.....	3	5	...	...	14	...	8	1	1	1	2	...	...	2	...	9	2	
No bathtub or shower.....	205	860	3,613	3,282	538	387	2,155	1,481	1,784	965	2,515	129	761	285	14	2,770	1,040	
Not reported.....	72	25	52	50	6	5	60	19	37	38	133	8	26	40	...	88	23	
<b>*YEAR BUILT</b>																		
Number reporting.....	605	1,315	4,360	4,560	1,030	620	3,235	1,760	2,045	1,365	3,040	390	1,190	630	25	4,365	1,770	
1945 or later.....	205	160	385	1,130	125	80	265	305	435	225	265	55	170	100	...	1,070	205	
1940 to 1944.....	35	45	215	480	55	35	180	150	200	205	270	30	105	65	...	465	165	
1930 to 1939.....	135	245	840	1,850	180	180	465	255	650	415	505	35	250	140	10	1,360	470	
1920 to 1929.....	90	360	1,065	1,000	220	230	720	335	425	310	705	125	410	65	5	1,140	735	
1919 or earlier.....	140	505	1,855	100	450	95	1,605	715	335	210	1,295	145	255	260	10	330	195	
<b>*ELECTRIC LIGHTING</b>																		
Number reporting.....	565	1,255	4,265	4,670	1,015	595	3,305	1,740	2,110	1,460	3,205	405	1,175	685	35	4,460	1,725	
With electric lights.....	410	1,060	2,870	3,870	915	400	2,250	1,305	1,180	1,145	2,300	340	835	610	20	3,625	1,515	
Total occupied dwelling units.....	525	1,041	3,611	2,263	911	382	3,240	1,625	1,908	1,322	2,482	370	1,007	524	16	3,010	1,462	
<b>*HEATING EQUIPMENT</b>																		
Number reporting heating equipment.....	525	1,070	3,435	2,170	850	355	3,065	1,540	1,805	1,240	2,420	360	1,010	530	10	2,920	1,440	
Central heating, piped steam or hot water.....	...	10	5	90	5	...	30	10	10	5	75	10	10	10	...	5	25	
Central heating, warm air furnace.....	...	20	25	155	15	...	75	5	45	5	5	45	5	15	...	30	10	
Noncentral heating, with flue.....	210	350	2,240	645	610	215	2,260	1,350	1,265	740	1,425	285	475	345	...	445	230	
Noncentral heating, without flue.....	245	685	1,135	1,270	220	140	690	175	485	465	895	20	500	155	10	2,425	1,170	
Not heated.....	70	5	30	10	...	...	10	...	...	...	25	...	20	5	...	15	5	
<b>*HEATING FUEL</b>																		
Number reporting heating equipment.....	525	1,070	3,435	2,170	850	355	3,065	1,540	1,805	1,240	2,420	360	1,010	530	10	2,920	1,440	
Central heating.....	...	30	30	245	20	...	105	15	55	10	80	55	15	25	...	35	35	
Coal.....	...	5	5	5	...	...	...	5	5	...	5	...	...	5	...	...	...	
Wood.....	...	...	...	15	10	...	65	5	35	5	5	...	...	5	...	...	5	
Utility gas.....	...	15	5	110	5	...	5	5	10	...	50	...	...	5	...	10	5	
Bottled gas.....	...	10	20	115	5	...	5	...	5	...	15	55	5	5	...	20	25	
Liquid fuel.....	...	...	...	...	...	...	15	...	...	...	...	...	...	5	...	5	...	
Other fuel.....	...	...	...	...	...	...	15	...	...	...	...	...	...	...	...	...	...	
Not reported.....	...	...	...	...	...	...	...	...	...	...	5	...	...	...	...	...	...	
Noncentral heating.....	455	1,035	3,375	1,915	830	355	2,950	1,525	1,750	1,205	2,320	305	975	500	10	2,870	1,400	
Coal.....	...	...	35	40	5	...	10	15	...	10	25	50	5	...	...	60	15	
Wood.....	60	140	1,640	15	455	195	1,995	1,285	1,300	510	1,050	5	455	240	...	45	25	
Utility gas.....	110	190	1,550	100	60	...	35	25	65	50	190	...	120	5	5	375	30	
Bottled gas.....	135	475	905	1,505	100	120	240	90	285	405	485	190	315	110	...	1,805	935	
Liquid fuel.....	135	210	370	145	115	30	445	65	80	160	485	60	80	25	5	560	305	
Electricity.....	10	...	5	25	45	5	75	20	10	10	...	...	...	60	...	...	5	
Other fuel.....	...	5	55	85	50	5	145	25	10	35	80	...	...	60	...	20	75	
Not reported.....	5	5	15	10	...	...	5	...	...	25	5	...	...	...	...	15	10	
Not heated.....	70	5	30	10	...	...	10	...	...	...	25	...	20	5	...	15	5	
<b>*COOKING FUEL</b>																		
Number reporting.....	490	1,050	3,565	2,175	915	375	3,150	1,575	1,865	1,280	2,330	350	925	520	20	3,135	1,385	
Coal.....	...	...	20	30	...	...	30	5	5	...	20	5	15	...	...	10	15	
Wood.....	35	75	1,105	15	300	125	965	1,170	1,070	405	620	...	155	230	10	20	20	
Utility gas.....	150	180	1,70	295	80	5	80	20	125	70	130	10	90	10	...	375	45	
Bottled gas.....	110	500	980	1,565	105	125	425	90	395	475	665	270	340	105	...	2,150	970	
Liquid fuel.....	160	220	1,100	90	145	85	885	115	190	215	715	45	270	25	5	510	265	
Electricity.....	20	55	55	65	225	30	365	95	40	85	40	20	55	125	...	55	10	
Other fuel.....	5	20	135	115	60	5	400	80	35	30	140	...	...	25	5	15	60	
None.....	10	...	...	...	...	...	...	...	5	...	...	...	...	...	...	...	...	
<b>*REFRIGERATION EQUIPMENT</b>																		
Number reporting.....	515	960	3,535	2,190	845	400	3,190	1,585	1,880	1,330	2,540	365	955	525	20	2,965	1,445	
Mechanical.....	285	720	1,770	1,800	705	260	1,590	920	835	880	1,715	330	575	455	10	2,270	1,145	
Ice.....	45	125	1,350	135	60	40	605	130	295	200	505	5	125	20	...	245	60	
Other or none.....	185	115	415	255	80	100	995	535	750	250	320	30	255	50	10	450	240	
<b>*KITCHEN SINK</b>																		
Number reporting.....	490	1,055	3,570	2,210	920	375	3,170	1,570	1,875	1,305	2,340	350	925	520	20	3,130	1,390	
With kitchen sink.....	340	725	1,220	1,690	700	195	1,400	295	445	565	700	305	565	425	10	2,320	1,000	
<b>*RADIO</b>																		
Number reporting.....	530	945	3,555	2,255	970	410	3,135	1,740	1,860	1,320	2,500	380	1,060	535	10	2,950	1,510	
With radio.....	455	880	3,235	2,170	940	355	2,800	1,525	1,610	1,180	2,265	380	940	515	10	2,800	1,435	
<b>*TELEVISION</b>																		
Number reporting.....	525	925	3,545	2,150	975	410	3,115	1,720	1,825	1,315	2,450	380	1,055	535	10	2,935	1,505	
With television.....	25	15	20	20	5	15	30	30	15	30	20	10	20	5	...	5	35	



Table 33.—PLUMBING FACILITIES, YEAR BUILT, AND EQUIPMENT OF RURAL-FARM DWELLING UNITS, FOR COUNTIES: 1950—Con.

[Asterisk (\*) denotes statistics based on 20-percent sample]

Subject	Me-Culloch	Mc-Lennan	Mc-Mullen	Madison	Marion	Mar-tin	Mason	Mata-gorda	Mave-riok	Me-dina	Me-nard	Mid-land	Milam	Mills	Mitch-ell	Mon-tague	Mont-gomery	
Total dwelling units	1,297	4,197	300	1,509	1,197	1,326	775	1,634	454	1,852	492	481	3,796	1,181	1,250	1,993	1,451	
<b>WATER SUPPLY</b>																		
Hot and cold piped running water inside structure	385	948	77	195	106	315	281	335	121	615	209	228	328	228	380	336	308	
Only cold piped running water inside structure	499	1,219	99	218	105	299	299	343	91	721	171	105	727	565	359	350	196	
Piped running water outside structure	105	131	15	7	3	126	57	77	28	111	29	33	58	107	23	66	51	
No piped running water	302	1,799	106	1,067	972	559	131	823	206	375	83	107	2,562	266	426	1,214	845	
Not reported	6	100	3	22	11	27	7	56	8	30	...	8	121	15	62	27	51	
<b>TOILET FACILITIES</b>																		
Flush toilet inside structure, exclusive use	535	1,260	99	222	108	347	447	419	148	902	269	237	427	410	433	345	332	
Flush toilet inside structure, shared	2	5	...	8	...	1	...	1	...	5	...	2	...	2	8	...	...	
Other toilet facilities (including privy)	669	2,678	162	1,133	918	657	226	1,053	267	856	200	208	2,853	608	680	1,376	931	
No toilet	80	164	36	125	167	299	93	96	33	59	23	27	390	140	68	246	134	
Not reported	11	90	3	21	4	22	9	65	6	30	...	7	126	21	61	26	54	
<b>BATHING FACILITIES</b>																		
Installed bathtub or shower, exclusive use	617	1,524	146	292	126	359	467	486	166	1,142	279	259	649	490	475	446	360	
Installed bathtub or shower, shared	...	2	...	7	...	1	2	1	...	5	...	...	2	2	6	...	...	
No bathtub or shower	664	2,560	147	1,177	1,062	900	294	1,054	279	661	212	212	2,989	661	698	1,506	982	
Not reported	16	111	7	33	9	66	12	93	9	44	1	10	156	28	71	41	109	
<b>*YEAR BUILT</b>																		
Number reporting	1,245	3,985	290	1,505	1,210	1,320	735	1,535	455	1,820	470	410	3,660	1,155	1,110	1,885	1,270	
1945 or later	130	435	60	215	260	220	85	180	120	400	80	85	375	135	130	170	230	
1940 to 1944	120	260	10	150	140	310	60	115	60	250	10	35	140	65	90	105	90	
1930 to 1939	225	830	100	435	380	395	100	260	210	300	160	115	565	265	150	350	365	
1920 to 1929	290	970	35	260	185	300	145	280	25	250	85	70	800	250	380	270	255	
1919 or earlier	480	1,490	85	445	245	95	345	700	40	620	135	105	1,780	440	360	1,000	330	
<b>*ELECTRIC LIGHTING</b>																		
Number reporting	1,235	4,075	295	1,550	1,260	1,245	785	1,550	435	1,800	485	345	3,625	1,170	1,190	1,920	1,515	
With electric lights	1,005	3,465	170	920	630	1,060	725	1,025	315	1,545	355	320	2,245	1,045	1,070	1,315	980	
Total occupied dwelling units	1,022	3,792	191	1,238	1,103	834	631	1,218	380	1,654	381	396	2,837	1,014	1,089	1,590	1,213	
<b>*HEATING EQUIPMENT</b>																		
Number reporting heating equipment	1,020	3,600	200	1,140	1,050	700	495	1,145	375	1,630	415	265	2,780	970	1,025	1,505	1,130	
Central heating, piped steam or hot water	40	10	...	...	...	5	...	15	5	85	...	5	40	5	...	...	10	
Central heating, warm air furnace	5	15	...	15	...	15	10	...	...	...	...	...	55	5	5	10	20	
Noncentral heating, with flue	330	1,945	65	765	820	125	325	620	180	680	215	30	1,990	635	400	865	555	
Noncentral heating, without flue	645	1,625	135	360	230	550	160	500	155	855	200	230	695	325	620	630	520	
Not heated	...	5	...	...	...	5	...	10	35	10	...	...	...	...	...	...	25	
<b>*HEATING FUEL</b>																		
Number reporting heating equipment	1,020	3,600	200	1,140	1,050	700	495	1,145	375	1,630	415	265	2,780	970	1,025	1,505	1,130	
Central heating	45	25	...	15	...	20	10	15	5	85	...	5	95	10	5	10	30	
Coal	...	10	...	...	...	...	...	5	...	...	...	...	10	...	...	...	...	
Wood	...	5	...	...	...	...	...	...	...	...	...	...	...	...	...	...	...	
Utility gas	5	...	...	10	...	...	...	...	5	...	...	...	20	...	...	...	25	
Bottled gas	35	10	...	5	...	20	...	10	...	75	...	...	65	5	5	10	...	
Liquid fuel	...	...	...	...	...	...	...	...	...	...	...	...	...	...	...	...	5	
Other fuel	5	...	...	...	...	...	...	...	5	...	...	...	...	...	...	...	...	
Not reported	...	...	...	...	...	...	...	...	...	...	...	...	...	...	...	...	...	
Noncentral heating	975	3,570	200	1,125	1,050	675	485	1,120	335	1,535	415	260	2,685	960	1,020	1,495	1,075	
Coal	5	40	...	...	...	10	...	...	...	...	...	...	20	...	10	15	...	
Wood	225	1,250	50	680	750	20	250	450	130	550	165	5	1,650	550	85	650	580	
Utility gas	110	230	25	110	100	35	5	70	45	25	...	10	105	85	55	150	85	
Bottled gas	395	1,060	105	250	160	490	135	385	40	670	195	195	395	190	485	450	300	
Liquid fuel	150	805	15	75	40	95	55	185	50	230	15	45	345	115	335	210	40	
Electricity	...	40	...	...	...	...	...	...	...	...	...	...	...	...	...	...	15	
Other fuel	90	130	...	10	...	15	25	10	60	30	...	...	115	15	20	15	45	
Not reported	...	15	...	...	...	10	10	5	...	...	...	...	...	...	25	...	10	
Not heated	...	5	...	...	...	5	...	10	35	10	...	...	...	...	...	...	25	
<b>*COOKING FUEL</b>																		
Number reporting	1,030	3,760	180	1,165	1,100	795	625	1,150	365	1,670	350	295	2,755	950	1,045	1,610	1,150	
Coal	...	...	...	...	...	...	...	40	5	5	...	...	10	...	...	5	...	
Wood	100	610	15	545	810	45	285	350	305	150	...	25	1,075	415	45	340	490	
Utility gas	135	225	25	120	60	50	5	95	60	50	...	5	140	50	35	100	160	
Bottled gas	395	1,140	90	315	130	540	170	340	45	790	145	205	375	265	525	655	355	
Liquid fuel	180	1,290	40	155	95	100	45	295	75	320	10	45	840	125	335	445	70	
Electricity	55	255	10	15	5	20	110	20	35	145	45	10	170	75	75	55	60	
Other fuel	165	235	...	15	...	40	10	10	50	55	...	...	140	20	30	10	15	
None	...	5	...	...	...	...	...	...	...	...	...	5	5	...	...	...	...	
<b>*REFRIGERATION EQUIPMENT</b>																		
Number reporting	985	3,680	175	1,315	1,115	800	670	1,235	395	1,585	355	280	2,800	1,040	1,070	1,540	1,345	
Mechanical	875	2,545	140	630	285	640	595	770	230	1,260	300	180	1,555	855	790	990	675	
Ice	55	730	...	240	485	20	30	180	25	155	20	50	850	105	135	385	340	
Other or none	55	405	35	445	345	140	45	285	140	170	35	50	395	80	145	165	330	
<b>*KITCHEN SINK</b>																		
Number reporting	1,030	3,770	180	1,160	1,105	800	615	1,140	370	1,670	350	295	2,770	950	1,050	1,605	1,145	
With kitchen sink	790	2,355	110	410	235	465	470	470	185	1,270	290	210	850	660	645	760	485	
<b>*RADIO</b>																		
Number reporting	1,050	3,815	190	1,180	1,085	795	570	1,145	380	1,650	385	295	2,860	1,035	1,110	1,610	1,235	
With radio	1,020	3,530	160	1,025	930	740	530	955	295	1,495	380	280	2,555	1,010	1,020	1,455	1,050	
<b>*TELEVISION</b>																		
Number reporting	1,025	3,775	190	1,170	1,080	780	565	1,140	385	1,645	380	295	2,850	1,035	1,100	1,615	1,225	
With television	15	15	10	5	...	...	5	...	5	100	...	5	30	5	...	35	15	

Table 33.—PLUMBING FACILITIES, YEAR BUILT, AND EQUIPMENT OF RURAL-FARM DWELLING UNITS, FOR COUNTIES: 1950—Con.

[Asterisk (\*) denotes statistics based on 20-percent sample]

Subject	Moore	Morris	Mot- ley	Nacog- doches	Na- varro	New- ton	Nolan	Nueces	Ochil- tree	Old- ham	Orange	Palo Pinto	Panola	Parker	Par- mer	Pecos	Folk	
Total dwelling units.....	250	1,087	705	2,996	4,236	1,204	1,061	2,265	431	152	582	1,212	2,522	2,696	920	605	1,126	
<b>WATER SUPPLY</b>																		
Hot and cold piped running water inside structure.....	188	155	138	449	423	119	357	827	291	100	307	288	434	719	585	242	177	
Only cold piped running water inside structure.....	21	104	103	392	575	153	324	680	66	23	149	295	216	853	138	91	162	
Piped running water outside structure.....	1	2	12	24	64	16	63	565	6	4	19	39	27	97	6	43	17	
No piped running water.....	34	811	445	2,059	3,130	913	292	169	38	11	107	565	1,817	1,013	177	224	751	
Not reported.....	6	15	7	72	44	3	25	24	30	14	...	25	28	14	14	5	19	
<b>TOILET FACILITIES</b>																		
Flush toilet inside structure, exclusive use.....	184	171	152	426	396	114	400	867	285	95	347	343	413	872	575	275	183	
Flush toilet inside structure, shared.....	1	1	...	10	6	...	3	2	...	...	1	1	4	15	...	4	1	
Other toilet facilities (including privy).....	50	771	440	2,298	3,392	997	599	1,338	116	40	226	725	1,914	1,619	217	281	763	
No toilet.....	6	134	108	191	409	91	39	32	1	2	8	120	169	179	114	40	155	
Not reported.....	9	10	5	71	33	2	20	26	29	15	...	23	22	11	14	5	24	
<b>BATHING FACILITIES</b>																		
Installed bathtub or shower, exclusive use.....	187	186	163	558	619	111	429	1,078	298	100	348	395	442	983	582	283	209	
Installed bathtub or shower, shared.....	1	1	...	9	6	...	3	1	...	...	...	...	3	11	...	4	1	
No bathtub or shower.....	49	877	534	2,314	3,531	1,080	604	1,143	102	33	233	779	2,037	1,666	311	311	872	
Not reported.....	13	23	8	115	80	13	25	43	31	19	1	38	40	36	27	7	44	
<b>*YEAR BUILT</b>																		
Number reporting.....	245	1,010	715	2,935	4,050	1,145	970	2,205	380	170	550	1,185	2,580	2,485	925	585	1,075	
1945 or later.....	50	165	95	500	260	320	140	275	110	45	110	155	495	405	230	115	215	
1940 to 1944.....	20	105	20	245	90	170	45	170	10	10	85	80	225	230	105	85	125	
1930 to 1939.....	90	210	105	780	585	270	165	795	45	20	175	255	695	395	290	210	290	
1920 to 1929.....	30	225	290	730	1,135	200	325	630	160	50	70	215	475	425	220	95	215	
1919 or earlier.....	55	305	205	680	1,980	185	295	335	55	45	110	480	690	1,030	80	80	230	
<b>*ELECTRIC LIGHTING</b>																		
Number reporting.....	260	1,070	725	2,880	4,170	1,265	1,035	2,245	395	125	595	1,135	2,435	2,740	905	550	1,050	
With electric lights.....	185	575	505	1,900	2,795	640	880	1,595	355	95	560	905	1,430	2,455	830	415	660	
Total occupied dwelling units.....	200	890	511	2,660	3,232	1,151	882	1,868	366	132	550	977	2,274	2,454	842	480	1,019	
<b>*HEATING EQUIPMENT</b>																		
Number reporting heating equipment.....	185	845	490	2,630	3,105	1,035	875	1,760	370	150	490	860	2,175	2,440	765	490	940	
Central heating, piped steam or hot water.....	15	...	...	15	5	...	...	20	...	5	5	...	...	15	...	5	45	
Central heating, warm air furnace.....	20	10	...	10	40	35	15	15	90	35	...	...	...	10	30	20	5	
Noncentral heating, with flue.....	40	535	235	1,405	1,935	585	340	275	230	80	70	410	1,125	985	185	165	545	
Noncentral heating, without flue.....	110	300	255	1,050	1,115	415	520	1,335	50	30	415	450	1,050	1,430	545	290	275	
Not heated.....	...	...	...	150	10	...	...	115	...	...	...	...	...	...	5	10	70	
<b>*HEATING FUEL</b>																		
Number reporting heating equipment.....	185	845	490	2,630	3,105	1,035	875	1,760	370	150	490	860	2,175	2,440	765	490	940	
Central heating.....	35	10	...	25	45	35	15	35	90	40	5	...	...	25	30	25	50	
Coal.....	...	...	...	10	10	30	...	...	...	...	...	...	...	10	5	...	5	
Wood.....	...	10	...	5	15	5	...	...	...	...	...	...	...	10	...	...	5	
Utility gas.....	25	...	...	...	10	...	5	20	10	...	5	...	...	5	...	15	10	
Bottled gas.....	...	...	...	10	10	...	10	15	60	35	...	...	...	...	25	...	35	
Liquid fuel.....	5	...	...	...	...	...	...	...	15	5	...	...	...	...	...	10	...	
Other fuel.....	5	...	...	...	...	...	...	...	5	...	...	...	...	...	...	...	...	
Not reported.....	...	...	...	...	...	...	...	...	...	...	...	...	...	...	...	...	...	
Noncentral heating.....	150	835	490	2,455	3,050	1,000	860	1,610	280	110	485	860	2,175	2,415	730	455	820	
Coal.....	...	10	...	10	30	20	10	5	10	5	5	...	...	10	5	...	...	
Wood.....	...	445	75	1,275	1,370	635	95	125	...	...	70	365	1,100	765	...	140	490	
Utility gas.....	85	140	...	80	155	10	35	390	55	5	50	205	160	220	25	100	35	
Bottled gas.....	35	140	315	975	745	295	495	680	125	75	345	235	785	1,155	450	195	235	
Liquid fuel.....	10	100	95	80	590	30	220	265	80	20	15	55	90	200	240	20	35	
Electricity.....	...	...	...	...	...	5	...	5	10	...	...	...	10	5	...	10	10	
Other fuel.....	20	...	5	35	150	...	5	120	...	5	...	...	30	55	10	...	10	
Not reported.....	...	...	...	...	10	5	...	20	...	...	...	...	...	5	...	...	5	
Not heated.....	...	...	...	150	10	...	...	115	...	...	...	...	...	...	5	10	70	
<b>*COOKING FUEL</b>																		
Number reporting.....	175	950	495	2,635	3,205	1,155	890	1,795	365	145	590	995	2,270	2,425	815	485	1,015	
Coal.....	...	...	...	10	10	5	5	5	5	...	...	5	...	10	10	...	...	
Wood.....	...	360	20	1,170	565	715	45	70	5	10	35	340	915	505	...	100	465	
Utility gas.....	95	180	...	115	165	10	40	480	20	...	65	265	140	270	30	125	45	
Bottled gas.....	40	130	385	985	825	285	505	705	205	110	365	220	965	1,085	450	190	345	
Liquid fuel.....	10	260	85	255	1,330	90	210	345	105	5	35	135	180	370	270	30	85	
Electricity.....	5	5	5	30	60	45	60	30	25	10	90	15	15	70	35	35	30	
Other fuel.....	25	15	...	70	245	5	20	150	...	10	...	15	55	110	20	...	45	
None.....	...	...	...	...	5	...	5	10	...	...	...	...	...	5	...	5	...	
<b>*REFRIGERATION EQUIPMENT</b>																		
Number reporting.....	195	865	570	2,560	3,290	1,185	890	1,915	370	100	570	980	2,215	2,470	845	420	960	
Mechanical.....	155	355	445	1,260	2,015	555	680	1,210	340	95	490	700	1,105	1,845	785	265	520	
Ice.....	10	385	60	805	900	285	115	115	20	...	55	170	745	395	25	35	165	
Other or none.....	30	125	65	495	375	345	95	590	10	5	25	110	365	230	35	120	275	
<b>*KITCHEN SINK</b>																		
Number reporting.....	175	950	495	2,625	3,205	1,150	890	1,810	365	145	585	995	2,270	2,425	780	485	1,005	
With kitchen sink.....	155	315	320	865	995	255	665	1,185	325	115	465	520	740	1,515	635	335	320	
<b>*RADIO</b>																		
Number reporting.....	190	955	465	2,570	3,160	1,115	860	1,860	370	105	510	955	2,195	2,465	810	505	1,060	
With radio.....	185	885	415	2,290	2,920	990	800	1,600	365	95	480	900	2,015	2,395	800	390	885	
<b>*TELEVISION</b>																		
Number reporting.....	190	935	465	2,565	3,145	1,120	855	1,840	370	105	510	945	2,145	2,450	835	500	1,035	
With television.....	...	15	15	20	60	40	10	5	25	...	5	20	20	75	...	5	5	

Table 33.—PLUMBING FACILITIES, YEAR BUILT, AND EQUIPMENT OF RURAL-FARM DWELLING UNITS, FOR COUNTIES: 1950—Con.

[Asterisk (\*) denotes statistics based on 20-percent sample]

Subject	Pot-ter	Pre-sidio	Rains	Ran-dall	Reagan	Real	Red River	Reeves	Re-fugio	Rob-erts	Robert-son	Rock-wall	Run-nels	Rusk	Sabine	San Augus-tine	San Jacinto
<b>Total dwelling units</b> .....	269	389	970	774	187	238	3,231	646	448	137	2,186	946	2,317	4,192	994	1,394	1,058
<b>WATER SUPPLY</b>																	
Hot and cold piped running water inside structure.....	204	126	39	559	142	108	174	128	165	99	164	78	487	842	108	100	57
Only cold piped running water inside structure.....	36	64	76	130	27	85	367	33	146	24	222	133	966	472	82	53	84
Piped running water outside structure.....	6	9	29	5	...	7	25	28	61	8	161	8	100	28	13	40	12
No piped running water.....	22	186	818	74	16	37	2,624	450	75	4	1,603	715	748	2,780	782	1,191	888
Not reported.....	1	4	8	6	2	1	41	7	1	2	26	12	16	70	9	10	17
<b>TOILET FACILITIES</b>																	
Flush toilet inside structure, exclusive use.....	212	140	55	557	153	149	170	143	205	103	186	65	750	846	119	94	72
Flush toilet inside structure, shared.....	2	...	...	4	...	1	3	...	...	...	...	2	1	11	2	2	...
Other toilet facilities (including privy).....	49	202	823	200	24	76	2,767	489	221	32	1,750	827	1,201	3,098	661	1,141	821
No toilet.....	5	43	90	6	7	10	256	6	21	...	220	39	249	167	209	152	152
Not reported.....	1	4	2	7	3	2	35	8	1	2	30	13	16	70	3	5	13
<b>BATHING FACILITIES</b>																	
Installed bathtub or shower, exclusive use.....	215	146	67	570	153	149	328	146	251	104	277	134	933	918	139	106	100
Installed bathtub or shower, shared.....	2	...	...	1	...	...	2	...	...	...	...	2	2	9	...	...	...
No bathtub or shower.....	50	238	886	194	30	86	2,843	491	194	29	1,863	786	1,353	3,157	840	1,268	925
Not reported.....	2	5	17	9	4	3	58	9	3	4	46	24	29	108	15	20	33
<b>*YEAR BUILT</b>																	
Number reporting.....	235	365	1,000	750	165	250	3,155	635	420	125	2,110	950	2,285	4,070	905	1,335	1,040
1945 or later.....	85	50	155	170	50	70	400	190	75	...	195	45	225	590	205	205	225
1940 to 1944.....	30	45	85	55	20	55	225	135	30	...	145	20	115	365	90	155	120
1930 to 1939.....	30	130	185	145	25	40	820	160	125	20	355	135	390	1,390	145	450	310
1920 to 1929.....	75	45	280	120	50	50	685	70	105	25	420	180	620	795	155	210	185
1919 or earlier.....	15	95	295	260	20	35	1,025	80	85	80	995	570	935	930	310	315	200
<b>*ELECTRIC LIGHTING</b>																	
Number reporting.....	280	425	940	770	180	265	3,285	600	415	130	2,200	935	2,250	4,125	930	1,460	1,020
With electric lights.....	245	130	585	705	140	200	2,020	215	310	90	1,390	470	1,775	2,900	545	620	385
<b>Total occupied dwelling units</b> .....	241	297	782	691	85	229	2,810	528	336	110	1,736	691	1,779	3,758	880	1,184	973
<b>*HEATING EQUIPMENT</b>																	
Number reporting heating equipment.....	220	255	765	700	70	230	2,705	475	320	115	1,690	630	1,730	3,515	840	1,210	905
Central heating, piped steam or hot water.....	...	10	...	5	...	5	20	15	...	...	...	10	10	10	5	...	...
Central heating, warm air furnace.....	65	...	5	55	...	...	10	...	5	10	10	...	5	100	5	10	...
Noncentral heating, with flue.....	65	145	600	345	35	200	1,970	175	80	30	1,255	335	665	1,945	530	785	690
Noncentral heating, without flue.....	90	60	160	290	35	25	705	285	235	75	335	285	1,045	1,460	260	410	215
Not heated.....	...	40	...	5	...	...	...	...	...	...	...	...	5	...	40	5	...
<b>*HEATING FUEL</b>																	
Number reporting heating equipment.....	220	255	765	700	70	230	2,705	475	320	115	1,690	630	1,730	3,515	840	1,210	905
Central heating.....	65	10	5	60	...	5	30	15	5	10	10	10	15	110	10	10	...
Coal.....	...	...	...	10	...	...	5	...	...	...	...	5	...	5	5	5	...
Wood.....	...	5	5	...	...	...	...	...	...	...	...	5	...	...	...	...	...
Utility gas.....	30	...	...	20	...	...	5	5	5	...	5	...	10	20	...	...	
Bottled gas.....	25	...	...	30	...	...	20	10	...	10	...	5	5	65	5	...	
Liquid fuel.....	10	...	...	...	...	...	...	...	...	...	...	...	...	5	...	...	
Other fuel.....	...	...	...	...	...	...	...	...	...	...	...	...	...	...	...	...	
Not reported.....	...	5	...	...	...	...	...	...	...	...	...	...	...	5	...	...	
Noncentral heating.....	155	205	760	635	70	225	2,675	460	315	105	1,590	620	1,710	3,405	790	1,195	905
Coal.....	10	...	5	...	...	...	15	5	...	...	...	15	10	...	5	...	
Wood.....	5	105	435	10	20	175	1,760	130	75	5	1,265	200	320	1,740	530	805	725
Utility gas.....	80	5	100	...	...	...	95	35	15	55	15	85	265	95	20	...	
Bottled gas.....	50	80	165	440	30	30	465	110	160	80	115	210	840	1,175	145	275	130
Liquid fuel.....	10	15	125	65	15	20	275	180	25	5	100	395	170	10	85	40	
Electricity.....	...	...	5	...	...	...	...	...	...	...	...	...	...	10	...	...	
Other fuel.....	...	...	15	15	5	...	60	...	5	...	45	80	60	45	5	5	
Not reported.....	...	...	...	...	...	...	...	...	...	...	...	...	...	5	...	...	
Not heated.....	...	40	...	5	...	...	...	...	...	...	...	...	5	...	40	5	
<b>*COOKING FUEL</b>																	
Number reporting.....	235	290	745	685	95	205	2,685	550	315	100	1,695	675	1,790	3,825	850	1,170	985
Coal.....	...	...	5	...	...	...	10	...	...	...	5	...	5	10	...	...	
Wood.....	...	185	180	...	10	100	1,315	170	40	5	1,085	110	60	1,465	365	685	
Utility gas.....	90	5	25	110	15	...	80	25	30	20	75	10	55	360	205	15	
Bottled gas.....	100	85	205	500	30	70	510	70	165	60	170	200	955	1,490	195	375	
Liquid fuel.....	25	10	285	45	15	10	665	235	25	10	215	225	530	360	65	65	
Electricity.....	20	5	10	25	15	25	25	50	10	5	45	20	105	50	5	5	
Other fuel.....	...	...	35	...	10	...	80	...	45	...	95	110	80	85	15	25	
None.....	...	...	5	...	...	...	...	...	...	...	...	...	...	5	...	...	
<b>*REFRIGERATION EQUIPMENT</b>																	
Number reporting.....	245	320	790	675	85	255	2,885	480	330	105	1,775	710	1,745	3,785	840	1,245	930
Mechanical.....	225	110	415	585	75	205	1,410	110	255	95	690	250	1,405	1,945	455	470	280
Ice.....	5	15	295	35	...	10	935	65	15	5	465	315	200	1,285	115	235	330
Other or none.....	15	195	80	55	10	40	540	305	60	5	620	145	140	555	270	540	320
<b>*KITCHEN SINK</b>																	
Number reporting.....	235	285	750	690	95	205	2,695	560	315	100	1,700	675	1,790	3,820	850	1,175	985
With kitchen sink.....	210	115	150	670	80	145	660	145	225	100	355	175	1,300	1,420	175	210	160
<b>*RADIO</b>																	
Number reporting.....	235	305	800	680	85	215	2,835	515	355	105	1,650	645	1,800	3,645	935	1,105	920
With radio.....	230	175	725	655	65	210	2,550	230	315	105	1,420	520	1,770	3,180	825	840	730
<b>*TELEVISION</b>																	
Number reporting.....	235	305	800	675	85	190	2,840	510	360	105	1,640	645	1,790	3,640	925	1,095	920
With television.....	5	5	30	5	...	...	25	...	10	...	20	5	15	15	15	20	15

Table 33.—PLUMBING FACILITIES, YEAR BUILT, AND EQUIPMENT OF RURAL-FARM DWELLING UNITS.  
FOR COUNTIES: 1950—Con.

[Asterisk (\*) denotes statistics based on 20-percent sample]

Subject	San Patri- cio	San Saba	Schlei- cher	Sourry	Shackel- ford	Shel- by	Sher- man	Smith	Somer- ville	Starr	Ste- phens	Ster- ling	Stone- wall	Sutton	Swisher	Tar- rant	Taylor
Total dwelling units.....	2,368	1,217	324	1,567	463	3,583	271	4,829	401	616	744	148	603	192	1,183	3,520	1,726
<b>WATER SUPPLY</b>																	
Hot and cold piped running water inside structure.....	620	417	199	650	167	490	168	1,021	77	16	231	72	71	123	670	1,668	459
Only cold piped running water inside structure.....	470	318	95	389	116	420	41	627	150	114	200	57	79	55	269	1,037	483
Piped running water outside structure.....	759	17	16	127	5	24	31	14	47	23	1	8	8	8	10	107	35
No piped running water.....	507	452	11	348	164	2,643	35	3,083	160	424	282	10	428	5	221	682	732
Not reported.....	12	13	3	53	11	8	3	67	...	15	8	8	17	1	13	26	17
<b>TOILET FACILITIES</b>																	
Flush toilet inside structure, exclusive use.....	679	479	228	652	193	503	165	1,038	106	24	256	105	86	141	678	1,934	543
Flush toilet inside structure, shared.....	5	3	...	11	1	8	...	17	...	...	1	...	...	...	1	10	4
Other toilet facilities (including privy).....	1,562	561	84	762	247	2,772	81	3,455	265	539	453	31	362	42	471	1,504	959
No toilet.....	113	152	9	89	13	295	21	247	30	40	28	4	138	7	21	45	203
Not reported.....	9	22	3	53	9	5	4	72	...	13	6	8	17	2	12	27	17
<b>BATHING FACILITIES</b>																	
Installed bathtub or shower, exclusive use.....	798	539	245	729	236	558	173	1,141	128	79	306	111	111	151	703	2,020	641
Installed bathtub or shower, shared.....	4	2	...	11	1	9	...	13	...	...	1	...	...	...	1	10	2
No bathtub or shower.....	1,545	653	75	765	216	2,983	92	3,555	272	516	423	28	469	39	457	1,460	1,054
Not reported.....	21	23	4	62	10	33	6	120	1	21	14	9	23	2	22	30	29
<b>*YEAR BUILT</b>																	
Number reporting.....	2,290	1,135	340	1,525	405	3,580	235	4,695	390	615	655	165	560	195	1,185	3,370	1,720
1945 or later.....	250	185	35	315	60	580	40	810	90	90	70	15	55	20	245	705	160
1940 to 1944.....	155	100	55	120	25	315	15	470	20	55	30	5	10	25	100	380	95
1930 to 1939.....	605	145	50	320	95	1,020	55	1,545	45	245	75	50	95	60	215	910	230
1920 to 1929.....	810	195	70	390	100	880	50	840	65	165	235	40	200	40	280	570	375
1910 or earlier.....	470	510	130	380	125	785	75	1,030	170	60	245	55	200	50	345	805	860
<b>*ELECTRIC LIGHTING</b>																	
Number reporting.....	2,330	1,220	335	1,405	485	3,485	290	4,845	410	555	750	140	570	150	1,155	3,360	1,745
With electric lights.....	1,230	1,070	265	1,270	395	2,155	180	3,390	285	215	610	90	465	100	1,110	3,270	1,420
Total occupied dwelling units.....	1,466	1,116	281	1,324	417	3,214	203	4,400	341	539	635	112	531	155	1,070	3,186	1,397
<b>*HEATING EQUIPMENT</b>																	
Number reporting heating equipment.....	1,420	1,070	270	1,280	355	3,335	195	4,200	330	515	580	110	525	155	1,030	3,050	1,370
Central heating, piped steam or hot water.....	25	15	...	5	5	25	...	10	...	...	5	...	...	...	...	80	5
Central heating, warm air furnace.....	10	10	5	...	10	25	100	20	...	5	5	...	10	5	60	85	...
Noncentral heating, with flue.....	270	615	80	285	90	1,700	75	2,190	195	50	195	35	205	95	170	800	560
Noncentral heating, without flue.....	1,070	430	185	990	250	1,585	20	1,915	135	10	375	70	310	50	800	2,080	805
Not heated.....	45	...	...	...	...	...	...	65	...	450	...	5	...	5	...	5	...
<b>*HEATING FUEL</b>																	
Number reporting heating equipment.....	1,420	1,070	270	1,280	355	3,335	195	4,200	330	515	580	110	525	155	1,030	3,050	1,370
Central heating.....	35	25	5	5	15	50	100	30	...	5	10	...	10	5	60	165	5
Coal.....	...	5	...	...	5	5	5	10	...	...	...	...	...	5	5	...	...
Wood.....	...	10	...	...	...	15	15	5	...	...	...	...	...	...	...	15	...
Utility gas.....	20	...	...	5	10	10	15	...	...	...	5	...	...	...	...	70	5
Bottled gas.....	10	10	5	...	10	60	10	...	...	...	5	...	...	...	35	65	...
Liquid fuel.....	...	...	...	...	5	5	5	...	...	...	...	...	...	...	5	15	...
Other fuel.....	...	...	...	...	...	10	...	...	...	...	...	...	...	...	...	...	...
Not reported.....	5	...	...	...	...	5	5	...	...	...	...	...	...	...	5	...	...
Noncentral heating.....	1,340	1,045	265	1,275	340	3,285	95	4,105	330	60	570	105	515	145	970	2,880	1,365
Coal.....	10	...	...	...	...	...	...	...	...	...	...	...	...	...	15	25	10
Wood.....	205	430	60	115	85	1,385	...	1,770	140	10	140	25	100	45	5	465	200
Utility gas.....	180	30	15	45	95	315	30	255	15	40	165	5	...	5	65	165	195
Bottled gas.....	585	455	160	885	145	1,255	40	1,585	85	...	235	70	310	85	770	1,615	620
Liquid fuel.....	305	85	15	170	5	290	15	415	55	10	30	...	85	10	100	975	290
Electricity.....	5	15	5	5	5	10	...	5	5	...	...	...	...	...	5	15	15
Other fuel.....	50	30	10	30	5	15	5	75	30	...	...	...	15	...	10	20	35
Not reported.....	...	...	...	20	...	15	5	...	...	...	...	5	5	...	...	...	...
Not heated.....	45	...	...	...	...	...	...	65	...	450	...	5	...	5	...	5	...
<b>*COOKING FUEL</b>																	
Number reporting.....	1,470	1,100	295	1,380	410	3,135	165	4,390	340	565	550	80	490	155	1,025	2,990	1,345
Coal.....	5	...	...	...	...	...	...	10	...	...	...	...	...	...	10	5	...
Wood.....	90	265	75	50	50	955	...	1,605	100	375	135	5	55	35	...	170	95
Utility gas.....	200	20	25	55	110	395	40	290	10	65	145	...	10	5	110	165	155
Bottled gas.....	620	515	140	945	185	1,320	115	1,620	100	35	225	70	295	110	755	1,770	685
Liquid fuel.....	445	170	15	260	15	360	...	640	60	80	30	...	85	5	80	690	325
Electricity.....	40	90	30	30	20	5	...	90	20	...	5	...	25	...	60	155	55
Other fuel.....	55	40	10	40	30	100	10	135	50	10	10	5	20	...	10	35	25
None.....	15	...	...	...	...	...	...	...	...	...	...	...	...	...	...	...	5
<b>*REFRIGERATION EQUIPMENT</b>																	
Number reporting.....	1,320	1,140	275	1,215	460	3,200	230	4,395	315	495	645	110	505	120	1,060	3,130	1,385
Mechanical.....	725	920	245	1,015	355	1,800	190	2,150	215	95	525	95	400	90	925	2,710	1,145
Ice.....	110	45	...	70	50	815	10	1,515	45	5	80	5	55	...	55	335	155
Other or none.....	485	175	30	130	55	585	30	730	55	395	40	10	50	30	80	85	85
<b>*KITCHEN SINK</b>																	
Number reporting.....	1,480	1,105	295	1,385	410	3,170	175	4,395	340	565	555	90	495	155	1,025	2,970	1,345
With kitchen sink.....	845	680	240	1,070	295	980	170	1,660	185	95	385	80	205	135	855	2,420	980
<b>*RADIO</b>																	
Number reporting.....	1,535	1,130	270	1,300	395	3,090	220	4,265	365	510	620	120	550	160	1,105	3,135	1,375
With radio.....	1,310	1,100	245	1,210	375	2,770	215	3,740	355	315	575	120	510	145	1,080	3,045	1,295
<b>*TELEVISION</b>																	
Number reporting.....	1,535	1,110	270	1,300	395	3,080	220	4,275	365	515	610	115	555	160	1,105	3,135	1,375
With television.....	...	20	5	5	...	30	...	50	15	5	...	5	10	...	...	350	20

Table 33.—PLUMBING FACILITIES, YEAR BUILT, AND EQUIPMENT OF RURAL-FARM DWELLING UNITS, FOR COUNTIES: 1950—Con.

[Asterisk (\*) denotes statistics based on 20-percent sample]

Subject	Terrell	Terry	Throckmorton	Titus	Tom Green	Travis	Trinity	Tyler	Upsur	Upton	Uvalde	Val Verde	Van Zandt	Victoria	Walker	Waller	Ward
Total dwelling units.....	256	1,457	559	1,944	1,230	2,791	1,158	1,308	3,089	59	981	437	4,099	1,422	1,521	1,230	318
<b>WATER SUPPLY</b>																	
Hot and cold piped running water inside structure.....	114	490	187	230	541	636	104	214	529	46	415	198	503	356	96	321	71
Only cold piped running water inside structure.....	77	357	147	236	486	693	100	225	496	7	353	145	522	508	143	235	35
Piped running water outside structure.....	29	77	7	24	46	121	38	12	27	1	37	48	48	113	10	49	8
No piped running water.....	21	506	217	1,428	145	1,307	859	853	2,013	5	159	43	2,977	407	1,254	625	201
Not reported.....	15	27	1	26	12	34	57	4	24	...	17	3	49	38	18	...	3
<b>TOILET FACILITIES</b>																	
Flush toilet inside structure, exclusive use.....	125	499	214	223	733	841	127	234	548	51	509	245	504	464	131	352	85
Flush toilet inside structure, shared.....	...	7	3	3	...	5	3	...	8	...	8	1	6	10	...	1	1
Other toilet facilities (including privy).....	99	837	308	1,499	469	1,653	832	987	2,317	5	373	1,57	3,152	877	1,191	822	183
No toilet.....	17	88	31	197	16	252	146	83	197	3	72	30	275	32	182	55	36
Not reported.....	15	26	3	22	12	40	50	4	19	...	19	4	162	39	17	...	13
<b>BATHING FACILITIES</b>																	
Installed bathtub or shower, exclusive use.....	142	492	235	330	784	1,089	136	252	616	49	573	274	661	651	161	436	94
Installed bathtub or shower, shared.....	...	7	3	3	...	2	...	...	7	...	8	...	6	8	1	...	1
No bathtub or shower.....	99	912	321	1,569	427	1,647	947	1,007	2,421	10	373	154	3,344	718	1,336	794	219
Not reported.....	15	46	...	42	19	50	73	49	45	...	27	9	88	45	23	...	4
<b>*YEAR BUILT</b>																	
Number reporting.....	245	1,390	550	1,925	1,235	2,620	1,020	1,355	2,995	50	940	415	3,800	1,240	1,480	1,200	285
1945 or later.....	25	250	60	345	175	365	185	280	695	5	150	35	475	165	330	185	10
1940 to 1944.....	20	215	40	160	135	120	75	145	305	...	70	55	305	105	200	85	45
1930 to 1939.....	110	465	90	550	420	265	220	340	925	20	175	105	1,020	215	360	220	120
1920 to 1929.....	60	390	155	410	225	340	215	150	530	25	155	165	930	230	250	350	30
1919 or earlier.....	30	70	205	460	280	1,530	325	440	540	...	390	55	1,070	525	340	360	80
<b>*ELECTRIC LIGHTING</b>																	
Number reporting.....	225	1,240	550	1,945	1,220	2,795	1,160	1,350	3,115	70	1,005	440	3,845	1,395	1,425	1,225	270
With electric lights.....	140	1,140	500	1,290	1,075	2,110	685	945	2,155	50	810	320	3,090	1,120	585	930	165
Total occupied dwelling units.....	198	1,190	478	1,722	1,095	2,193	941	1,129	2,671	47	760	365	3,532	1,296	1,224	1,099	233
<b>*HEATING EQUIPMENT</b>																	
Number reporting heating equipment.....	180	1,020	505	1,620	1,020	2,050	915	1,075	2,570	45	740	365	3,450	1,265	1,190	1,040	235
Central heating, piped steam or hot water.....	...	5	...	15	10	...	15	10	5	...	...	...	25	20	...	...	...
Central heating, warm air furnace.....	...	20	...	10	25	35	20	...	20	...	...	10	5	75	35	5	...
Noncentral heating, with flue.....	80	150	185	945	395	1,100	460	595	1,185	...	440	200	1,830	625	885	580	135
Noncentral heating, without flue.....	100	790	320	585	580	915	390	470	1,345	45	290	145	1,555	535	270	455	95
Not heated.....	...	55	...	65	10	...	30	...	15	...	10	10	35	10	...	...	5
<b>*HEATING FUEL</b>																	
Number reporting heating equipment.....	180	1,020	505	1,620	1,020	2,050	915	1,075	2,570	45	740	365	3,450	1,265	1,190	1,040	235
Central heating.....	...	25	...	25	35	35	35	10	25	...	...	...	30	95	35	5	...
Coal.....	...	...	...	...	...	...	...	...	20	...	...	...	5	...	10	5	...
Wood.....	...	...	...	...	...	...	...	...	5	...	...	...	...	10	20	...	...
Utility gas.....	...	...	...	...	...	...	...	...	...	...	...	...	5	10	10	5	...
Bottled gas.....	...	15	...	...	...	...	...	...	...	...	...	...	10	10	5	...	...
Liquid fuel.....	...	5	...	15	30	10	30	10	...	...	...	...	10	65	...	...	...
Other fuel.....	...	...	...	...	...	...	...	...	...	...	...	...	5	...	...	...	...
Not reported.....	...	5	...	...	...	...	...	...	...	...	...	...	5	...	...	...	...
Noncentral heating.....	180	940	505	1,530	975	2,015	850	1,065	2,530	45	730	345	3,385	1,160	1,155	1,035	230
Coal.....	...	10	...	...	...	...	...	...	5	...	...	...	10	25	...	...	...
Wood.....	55	20	135	790	205	865	520	1,050	...	330	165	1,215	490	890	545	130	...
Utility gas.....	10	40	45	95	15	160	70	20	190	...	15	15	170	100	10	45	25
Bottled gas.....	110	770	290	395	575	590	225	320	975	30	270	90	1,340	335	220	355	50
Liquid fuel.....	5	80	20	230	145	345	15	95	275	15	50	65	575	115	30	75	25
Electricity.....	...	...	5	5	15	15	10	10	15	...	20	10	40	10	...	10	...
Other fuel.....	...	20	5	10	20	10	10	40	20	...	35	...	35	85	...	...	...
Not reported.....	...	...	...	...	...	...	...	...	...	...	...	...	...	5	...	5	...
None.....	...	55	...	65	10	...	30	...	15	...	10	10	35	10	...	...	5
<b>*COOKING FUEL</b>																	
Number reporting.....	205	1,055	470	1,715	1,135	2,160	885	1,080	2,665	45	805	345	3,550	1,290	1,290	1,170	255
Coal.....	...	...	...	5	5	...	10	5	...	...	5	...	30	40	...	...	...
Wood.....	100	10	45	595	125	525	480	340	700	...	215	110	850	280	880	525	150
Utility gas.....	15	40	25	95	30	135	30	10	200	...	50	40	180	140	20	100	20
Bottled gas.....	85	860	265	515	720	560	235	360	1,030	30	300	80	1,450	360	265	300	45
Liquid fuel.....	...	115	40	465	145	645	80	255	645	10	95	40	955	285	100	150	20
Electricity.....	...	...	60	10	100	265	30	70	20	5	90	55	30	55	20	55	20
Other fuel.....	...	30	35	30	10	30	20	40	65	...	45	5	55	130	5	40	...
None.....	5	...	...	...	...	...	...	...	5	...	5	15	...	...	...	...	...
<b>*REFRIGERATION EQUIPMENT</b>																	
Number reporting.....	185	1,095	475	1,750	1,090	2,265	995	1,190	2,645	60	770	385	3,340	1,315	1,110	1,085	185
Mechanical.....	100	910	415	735	880	1,585	570	725	1,450	55	585	240	2,415	850	280	635	60
Ice.....	...	70	35	805	100	440	265	260	835	5	60	25	585	140	450	195	50
Other or none.....	85	115	25	210	110	240	160	205	360	...	125	120	340	325	380	255	75
<b>*KITCHEN SINK</b>																	
Number reporting.....	200	1,065	470	1,725	1,140	2,155	885	1,100	2,680	45	805	350	3,555	1,290	1,310	1,165	255
With kitchen sink.....	160	715	360	635	960	1,125	195	390	1,120	40	620	225	1,195	675	275	510	65
<b>*RADIO</b>																	
Number reporting.....	175	1,040	450	1,690	1,090	2,170	880	1,095	2,650	40	685	350	3,435	1,285	1,210	1,055	240
With radio.....	150	995	445	1,600	1,040	1,960	740	990	2,410	40	625	270	3,195	1,215	990	875	185
<b>*TELEVISION</b>																	
Number reporting.....	175	1,065	445	1,675	1,090	2,160	870	1,100	2,655	40	680	350	3,405	1,280	1,215	1,055	245
With television.....	...	15	5	10	5	10	15	30	55	...	5	...	20	25	15	20	...

## HOUSING—GENERAL CHARACTERISTICS

Table 33.—PLUMBING FACILITIES, YEAR BUILT, AND EQUIPMENT OF RURAL-FARM DWELLING UNITS, FOR COUNTIES: 1950—Con.

[Asterisk (\*) denotes statistics based on 20-percent sample]

Subject	Wash- ington	Webb	Wharton	Wheeler	Wichita	Wil- barger	Willacy	Wil- liam- son	Wilson	Winkler	Wise	Wood	Yoakum	Young	Zapata	Zavala
Total dwelling units.....	2,874	598	3,390	1,148	1,079	1,757	776	5,036	2,113	39	2,529	2,640	337	1,073	449	585
<b>WATER SUPPLY</b>																
Hot and cold piped running water inside structure.....	268	79	627	399	432	438	424	755	247	31	489	549	117	275	19	144
Only cold piped running water inside structure.....	958	115	726	235	294	348	113	1,732	776	2	773	333	78	367	19	167
Piped running water outside structure.....	79	91	155	27	16	40	54	241	238	...	109	12	4	38	40	102
No piped running water.....	1,556	304	1,764	470	326	906	177	2,254	821	2	1,121	1,730	134	384	341	167
Not reported.....	13	9	118	17	11	25	8	54	31	4	37	16	4	9	30	5
<b>TOILET FACILITIES</b>																
Flush toilet inside structure, exclusive use.....	498	116	792	403	520	457	448	1,132	404	30	602	513	121	313	14	174
Flush toilet inside structure, shared.....	3	...	1	1	10	3	...	14	1	...	1	6	...	1	...	...
Other toilet facilities (including privy).....	2,186	368	2,254	694	513	1,150	300	3,304	1,553	4	1,707	1,952	179	734	342	344
No toilet.....	172	106	218	35	28	126	20	528	126	1	183	153	33	18	66	61
Not reported.....	15	8	125	15	8	21	8	58	29	4	36	16	4	7	27	6
<b>BATHING FACILITIES</b>																
Installed bathtub or shower, exclusive use.....	823	146	964	432	571	520	469	1,642	693	31	684	592	137	423	27	236
Installed bathtub or shower, shared.....	1	...	1	1	8	3	...	11	...	...	2	6	...	1	...	...
No bathtub or shower.....	2,027	438	2,230	697	483	1,156	297	3,301	1,376	4	1,795	2,020	190	628	387	344
Not reported.....	23	14	195	18	17	78	10	82	44	4	48	22	10	21	35	5
<b>*YEAR BUILT</b>																
Number reporting.....	2,875	595	3,255	1,100	1,035	1,665	785	4,860	1,945	20	2,345	2,600	345	975	345	525
1945 or later.....	335	95	255	155	115	175	250	315	440	...	255	335	70	60	50	135
1940 to 1944.....	165	30	185	70	70	110	85	175	125	5	145	340	50	90	40	95
1930 to 1939.....	480	135	610	250	230	265	275	550	295	5	380	675	70	175	90	100
1920 to 1929.....	650	215	985	375	305	530	160	955	445	10	505	500	120	235	80	150
1919 or earlier.....	1,245	120	1,220	250	315	585	15	2,865	640	...	1,060	750	35	415	85	45
<b>*ELECTRIC LIGHTING</b>																
Number reporting.....	2,870	565	3,230	1,175	1,050	1,690	735	5,005	2,060	60	2,485	2,570	310	1,075	415	535
With electric lights.....	2,055	230	2,400	925	965	1,270	645	3,820	1,480	40	2,040	2,150	180	955	95	370
Total occupied dwelling units.....	2,736	449	2,858	1,027	960	1,376	712	4,001	1,857	28	2,110	2,453	278	975	296	468
<b>*HEATING EQUIPMENT</b>																
Number reporting heating equipment.....	2,560	470	2,635	1,020	980	1,330	660	3,885	1,640	20	2,025	2,340	255	965	270	445
Central heating, piped steam or hot water.....	10	10	55	15	...	10	...	65	...	...	105	15	...	5	15	...
Central heating, warm air furnace.....	35	5	55	85	15	15	5	55	15	...	25	...	5	10	5	10
Noncentral heating, with flue.....	2,025	80	1,395	325	195	465	70	2,635	1,025	20	990	1,180	50	310	20	260
Noncentral heating, without flue.....	485	160	1,120	595	770	835	575	1,095	575	...	905	1,135	195	635	40	160
Not heated.....	5	215	10	...	...	5	10	35	25	...	...	10	5	5	190	15
<b>*HEATING FUEL</b>																
Number reporting heating equipment.....	2,560	470	2,635	1,020	980	1,330	660	3,885	1,640	20	2,025	2,340	255	965	270	445
Central heating.....	45	15	110	100	15	25	5	120	15	...	130	15	5	15	20	10
Coal.....	...	5	...	...	...	...	...	15	...	...	30	5	...	5	...	...
Wood.....	15	...	5	...	...	5	...	25	...	...	...	...	...	...	...	...
Utility gas.....	...	5	30	50	15	10	...	50	5	...	30	5	5	5	15	5
Bottled gas.....	25	5	50	45	...	10	...	20	5	...	60	5	...	5	...	5
Liquid fuel.....	...	...	15	...	...	...	5	5	5	...	10	...	...	...	...	...
Other fuel.....	5	...	10	...	...	...	...	5	...	...	...	...	...	...	...	5
Not reported.....	...	...	...	5	...	...	...	...	...	...	...	...	...	...	...	...
Noncentral heating.....	2,510	240	2,515	920	965	1,300	645	3,730	1,600	20	1,895	2,315	245	945	60	420
Coal.....	15	...	10	15	10	35	10	65	5	...	25	5	...	5	...	...
Wood.....	1,975	145	1,085	30	80	135	35	1,800	920	5	705	965	...	245	25	165
Utility gas.....	15	20	255	385	335	165	20	385	60	...	125	185	50	245	5	60
Bottled gas.....	210	35	465	325	355	580	370	545	335	15	370	830	160	375	20	130
Liquid fuel.....	225	30	480	100	160	340	170	825	160	...	600	290	25	55	5	55
Electricity.....	60	...	45	...	...	5	40	30	30	...	5	15	...	5	...	...
Other fuel.....	10	...	165	65	25	40	...	75	85	...	60	25	10	15	5	...
Not reported.....	...	10	10	...	...	...	...	5	5	...	5	...	...	...	...	10
Not heated.....	5	215	10	...	...	5	10	35	25	...	...	10	5	5	190	15
<b>*COOKING FUEL</b>																
Number reporting.....	2,700	430	2,750	935	940	1,400	725	3,945	1,895	30	2,065	2,435	295	925	295	480
Coal.....	5	...	...	10	...	15	5	10	...	...	5	...	5	...	...	5
Wood.....	1,415	160	575	...	25	50	15	870	600	...	490	485	5	160	165	170
Utility gas.....	20	30	315	450	300	205	45	375	85	10	165	215	45	270	45	35
Bottled gas.....	290	100	545	325	310	590	315	635	435	20	460	970	215	325	35	105
Liquid fuel.....	615	75	760	80	265	465	230	1,575	505	...	855	595	5	95	45	80
Electricity.....	280	45	260	15	10	25	115	330	145	...	25	60	5	45	...	60
Other fuel.....	75	20	280	55	30	45	...	140	125	...	65	110	15	30	5	20
None.....	...	...	15	...	...	5	...	10	...	...	...	...	...	...	...	5
<b>*REFRIGERATION EQUIPMENT</b>																
Number reporting.....	2,740	415	2,765	1,055	945	1,355	650	3,955	1,805	45	2,130	2,350	275	970	255	460
Mechanical.....	1,235	105	1,615	810	790	1,035	535	2,775	1,110	35	1,505	1,540	220	800	30	255
Ice.....	300	10	330	100	110	190	35	650	230	5	480	605	40	110	...	50
Other or none.....	1,205	300	820	145	45	130	80	530	465	5	145	205	15	60	225	155
<b>*KITCHEN SINK</b>																
Number reporting.....	2,705	430	2,750	930	935	1,390	730	3,960	1,845	30	2,080	2,440	295	925	300	480
With kitchen sink.....	840	140	1,210	665	770	860	560	1,925	855	30	1,175	1,020	220	650	25	260
<b>*RADIO</b>																
Number reporting.....	2,775	420	2,795	1,015	995	1,335	715	4,040	1,825	30	2,130	2,525	250	1,045	320	440
With radio.....	2,330	220	2,475	970	945	1,225	680	3,735	1,635	30	2,035	2,330	215	1,020	240	285
<b>*TELEVISION</b>																
Number reporting.....	2,720	415	2,760	1,005	980	1,330	715	4,025	1,895	30	2,125	2,515	245	1,045	315	430
With television.....	20	5	10	20	5	10	...	45	35	...	110	40	...	...	...	5

Table 33a.—CHARACTERISTICS OF RURAL-FARM DWELLING UNITS OCCUPIED BY WHITE PERSONS WITH SPANISH SURNAME, OR BY NONWHITE PERSONS, FOR SELECTED COUNTIES: 1950

[Counties shown are those with 250 or more Spanish-surname households, or 250 or more nonwhite households. Asterisk (\*) denotes statistics based on 20-percent sample. These sample items are shown in this table only for the nonwhite households.]

Subject	Ander-son	Ange-lina	Atas-cosa	Aus-tin	Bastrop		Bee	Bell		Bexar		Bowie	Brazoria		Brazos		Brew-ster	
	Non-white	Non-white	Spanish white	Non-white	Spanish white	Non-white	Spanish white	Spanish white	Non-white	Spanish white	Non-white	Non-white	Spanish white	Non-white	Spanish white	Non-white	Spanish white	
Total dwelling units.....	986	82	635	353	67	438	297	70	115	520	66	723	11	544	73	499	69	
<b>WATER SUPPLY</b>																		
Hot and cold piped running water inside structure.....	9	2	14	6	2	7	8	12	5	50	8	10	...	14	10	5	15	
Only cold piped running water inside structure.....	34	7	96	24	10	17	107	21	20	141	15	26	2	44	13	36	34	
Piped running water outside structure.....	3	2	167	10	1	3	57	4	9	62	8	4	1	33	15	70	12	
No piped running water.....	928	69	352	306	54	408	122	32	80	265	33	680	8	446	35	386	7	
Not reported.....	12	2	6	7	...	3	3	1	1	2	2	3	...	7	...	2	1	
<b>TOILET FACILITIES</b>																		
Flush toilet inside structure, exclusive use.....	15	4	22	13	4	5	23	16	7	75	13	13	...	25	12	5	15	
Flush toilet inside structure, shared.....	...	...	...	...	...	...	...	...	...	4	...	...	...	1	...	...	...	
Other toilet facilities (including privy).....	897	76	574	311	61	395	257	49	102	423	50	627	10	489	59	472	47	
No toilet.....	63	...	35	23	2	34	14	3	6	14	1	79	1	20	2	19	7	
Not reported.....	11	2	4	6	...	4	3	2	...	4	2	4	...	9	...	3	...	
<b>CONDITION AND PLUMBING FACILITIES</b>																		
Not dilapidated:																		
With priv. toilet and bath, and hot running water.....	6	2	9	4	1	3	5	10	3	42	8	7	...	12	9	3	12	
With private toilet and bath, and only cold water.....	7	...	9	5	2	1	9	3	...	25	4	3	...	7	1	...	3	
With running water, lacking private toilet or bath.....	18	5	71	11	9	11	65	16	15	80	5	18	2	29	7	30	31	
No running water.....	363	35	277	151	36	194	91	23	50	161	18	351	6	205	25	332	16	
Dilapidated:																		
With priv. toilet and bath, and hot running water.....	1	...	...	...	...	...	1	1	1	2	...	...	...	...	...	...	...	
Lacking hot water, private toilet or bath.....	552	36	256	166	17	216	115	11	38	177	26	320	3	276	31	126	4	
Condition or plumbing facilities not reported.....	39	4	13	16	2	13	11	6	7	33	5	24	...	15	...	8	3	
<b>NUMBER OF PERSONS</b>																		
1 person.....	76	6	20	32	3	31	12	...	4	30	9	65	...	96	5	41	27	
2 persons.....	227	25	62	85	13	114	28	16	24	71	22	182	4	150	8	142	18	
3 persons.....	137	15	71	65	9	75	34	10	16	81	12	108	...	79	10	73	7	
4 persons.....	118	9	84	49	9	47	35	8	13	57	7	95	...	70	7	51	5	
5 persons.....	102	5	85	32	7	40	34	10	12	59	3	66	2	48	10	46	6	
6 persons.....	99	3	76	23	6	41	35	7	10	61	8	64	1	25	5	34	3	
7 persons or more.....	227	19	237	67	20	90	119	19	36	161	5	143	4	76	28	112	3	
Median number of persons.....	3.9	...	5.4	3.4	...	3.5	5.7	...	4.5	4.9	...	3.6	...	2.8	...	3.4	...	
<b>PERSONS PER ROOM</b>																		
1.00 or less.....	538	53	129	201	33	266	78	34	52	192	41	435	5	370	33	295	46	
1.01 to 1.50.....	172	7	115	48	10	65	53	11	11	93	12	113	1	67	8	67	4	
1.51 or more.....	246	18	370	80	24	101	158	21	45	219	12	165	5	100	31	120	18	
Not reported.....	30	4	21	24	...	6	8	4	7	16	1	10	...	7	1	17	1	
<b>*ELECTRIC LIGHTING</b>																		
Number reporting.....	990	75	...	305	...	450	...	...	145	...	75	670	...	570	...	480	...	
With electric lights.....	400	35	...	155	...	225	...	...	105	...	40	190	...	330	...	190	...	
<b>*REFRIGERATION EQUIPMENT</b>																		
Number reporting.....	990	75	...	305	...	440	...	...	145	...	75	670	...	560	...	470	...	
Mechanical.....	95	...	...	45	...	55	...	...	25	...	5	90	...	120	...	30	...	
Ice.....	680	55	...	125	...	270	...	...	70	...	30	430	...	275	...	280	...	
Other or none.....	215	20	...	135	...	115	...	...	50	...	40	150	...	165	...	160	...	
<b>*KITCHEN SINK</b>																		
Number reporting.....	890	90	...	335	...	470	...	...	120	...	30	725	...	500	...	555	...	
With kitchen sink.....	25	20	...	10	...	15	...	...	10	...	15	50	...	40	...	30	...	

## HOUSING—GENERAL CHARACTERISTICS

Table 33a.—CHARACTERISTICS OF RURAL-FARM DWELLING UNITS OCCUPIED BY WHITE PERSONS WITH SPANISH SURNAME, OR BY NONWHITE PERSONS, FOR SELECTED COUNTIES: 1950—Con.

[Counties shown are those with 250 or more Spanish-surname households, or 250 or more nonwhite households. Asterisk (\*) denotes statistics based on 20-percent sample. These sample items are shown in this table only for the nonwhite households.]

Subject	Brooks	Brown	Burle-	Caldwell		Cal-	Cameron		Camp	Cass	Cham-	Chero-	Child-	Collin	Colo-	Comal	Cooke
	Spanish white	Non- white	son Non- white	Spanish white	Non- white	hou- spanish white	Spanish white	Non- white	Non- white	Non- white	bers Non- white	okee Non- white	dress Non- white	Non- white	rado Non- white	Spanish white	Non- white
Total dwelling units.....	267	2	509	324	230	73	2,837	36	412	1,027	47	911	27	264	256	40	26
<b>WATER SUPPLY</b>																	
Hot and cold piped running water inside structure.....	18	...	4	6	3	7	174	24	7	6	5	17	1	7	11	2	2
Only cold piped running water inside structure.....	70	...	19	55	14	13	287	7	13	29	12	35	...	21	19	5	4
Piped running water outside structure.....	76	...	26	105	13	19	241	1	2	7	3	4	...	7	10	6	2
No piped running water.....	101	...	454	155	200	33	2,098	4	380	978	25	837	26	228	214	27	17
Not reported.....	2	...	6	3	...	1	37	...	10	7	2	18	...	1	2	...	1
<b>TOILET FACILITIES</b>																	
Flush toilet inside structure, exclusive use.....	21	...	3	13	6	9	206	26	5	9	7	15	1	8	12	5	1
Flush toilet inside structure, shared.....	...	...	...	2	...	...	1	...	...	...	...	...	...	...	...	...	...
Other toilet facilities (including privy).....	211	...	451	298	219	38	2,419	9	355	877	38	849	22	243	231	31	24
No toilet.....	33	...	51	8	4	26	186	1	42	137	...	37	4	12	9	4	1
Not reported.....	2	...	4	3	1	...	25	...	10	4	2	10	...	1	4	...	...
<b>CONDITION AND PLUMBING FACILITIES</b>																	
Not dilapidated:																	
With priv. toilet and bath, and hot running water.....	13	...	2	3	2	5	145	21	5	5	5	10	1	5	9	2	1
With private toilet and bath, and only cold water.....	3	...	1	6	4	1	37	2	...	...	1	...	...	1	...	3	...
With running water, lacking private toilet or bath.....	51	...	14	26	7	7	172	6	9	22	6	22	...	15	19	2	3
No running water.....	82	...	305	138	109	31	840	1	176	586	18	347	23	143	104	19	7
Dilapidated:																	
With priv. toilet and bath, and hot running water.....	...	...	...	...	...	1	3	...	...	...	...	...	...	...	...	...	...
Lacking hot water, private toilet or bath.....	113	...	173	131	103	22	1,552	6	196	390	11	491	3	96	109	14	13
Condition or plumbing facilities not reported.....	5	...	14	20	5	6	88	...	26	24	6	41	...	4	15	...	2
<b>NUMBER OF PERSONS</b>																	
1 person.....	12	...	68	7	27	2	172	1	43	79	6	56	8	29	30	5	2
2 persons.....	39	...	139	18	68	8	404	7	95	207	14	246	6	68	60	6	5
3 persons.....	33	...	81	31	37	13	423	5	75	149	8	154	4	37	45	9	3
4 persons.....	41	...	61	40	26	7	422	7	52	123	3	109	4	25	31	4	7
5 persons.....	39	...	44	39	14	8	346	6	40	124	4	102	...	25	23	4	5
6 persons.....	32	...	27	38	16	8	302	5	36	103	3	68	2	19	17	2	3
7 persons or more.....	71	...	89	151	42	27	768	5	71	242	9	176	3	61	50	10	1
Median number of persons.....	4.7	...	3.1	6.2	3.0	...	4.5	...	3.4	4.1	...	3.5	...	3.4	3.3	...	...
<b>PERSONS PER ROOM</b>																	
1.00 or less.....	91	...	264	90	158	23	676	24	257	593	26	570	13	125	170	16	14
1.01 to 1.50.....	47	...	104	62	36	15	329	6	68	185	6	135	6	32	34	4	8
1.51 or more.....	125	...	132	165	34	34	1,764	6	79	225	11	176	7	98	50	20	4
Not reported.....	4	...	9	7	2	1	68	...	8	24	4	30	1	9	2	...	...
<b>*ELECTRIC LIGHTING</b>																	
Number reporting.....	...	...	330	...	240	...	...	45	415	1,040	50	940	35	230	220	...	45
With electric lights.....	...	...	20	...	110	...	...	40	170	245	40	250	25	135	70	...	35
<b>*REFRIGERATION EQUIPMENT</b>																	
Number reporting.....	...	...	530	...	235	...	...	45	410	1,025	50	945	35	230	250	...	40
Mechanical.....	...	...	65	...	35	...	...	40	50	75	25	60	...	65	50	...	10
Ice.....	...	...	205	...	130	...	...	...	220	650	...	530	5	80	65	...	15
Other or none.....	...	...	260	...	70	...	...	5	140	300	25	355	30	85	135	...	15
<b>*KITCHEN SINK</b>																	
Number reporting.....	...	...	500	...	220	...	...	30	455	955	40	900	15	300	175	...	30
With kitchen sink.....	...	...	15	...	20	...	...	25	30	65	5	120	...	30	10	...	10



Table 33a.—CHARACTERISTICS OF RURAL-FARM DWELLING UNITS OCCUPIED BY WHITE PERSONS WITH SPANISH SURNAME, OR BY NONWHITE PERSONS, FOR SELECTED COUNTIES: 1950—Con.

[Counties shown are those with 250 or more Spanish-surname households, or 250 or more nonwhite households. Asterisk (\*) denotes statistics based on 20-percent sample. These sample items are shown in this table only for the nonwhite households]

Subject	Crock-ett	Dallas		Dawson		Den-ton	De Witt		Dim-mit	Duval	Ector		Ellis	El Paso		Falls	
	Spanish white	Spanish white	Non-white	Spanish white	Non-white	Non-white	Spanish white	Non-white	Spanish white	Spanish white	Spanish white	Non-white	Non-white	Spanish white	Non-white	Spanish white	Non-white
Total dwelling units.....	60	37	324	158	41	100	231	168	136	644	...	...	681	1,339	44	187	591
<b>WATER SUPPLY</b>																	
Hot and cold piped running water inside structure.....	6	6	16	24	5	11	11	4	17	31	...	...	8	153	14	...	4
Only cold piped running water inside structure.....	19	7	28	45	7	23	93	23	35	178	...	...	43	148	10	20	29
Piped running water outside structure.....	10	1	16	20	8	6	31	18	42	182	...	...	14	298	3	9	10
No piped running water.....	24	23	259	65	21	60	95	120	36	251	...	...	608	733	17	149	541
Not reported.....	1	...	5	4	...	...	1	3	6	2	...	...	8	7	...	9	7
<b>TOILET FACILITIES</b>																	
Flush toilet inside structure, exclusive use.....	11	6	21	26	5	11	22	7	22	54	...	...	14	183	15	4	7
Flush toilet inside structure, shared.....	...	...	1	4	...	...	...	...	...	...	...	...	...	3	...	...	...
Other toilet facilities (including privy).....	47	31	293	118	32	85	195	139	101	580	...	...	609	1,122	29	172	524
No toilet.....	1	...	5	7	4	3	13	19	8	8	...	...	51	22	...	5	55
Not reported.....	1	...	4	3	...	1	1	3	5	2	...	...	7	9	...	6	5
<b>CONDITION AND PLUMBING FACILITIES</b>																	
Not dilapidated:																	
With priv. toilet and bath, and hot running water.....	6	4	12	18	5	9	8	4	14	23	...	...	7	123	12	...	2
With private toilet and bath, and only cold water.....	4	2	3	5	...	1	12	2	6	22	...	...	2	11	3	3	1
With running water, lacking private toilet or bath.....	14	5	21	34	2	18	74	17	23	132	...	...	33	147	7	16	20
No running water.....	29	14	146	45	18	30	68	69	52	273	...	...	349	800	13	123	266
Dilapidated:																	
With priv. toilet and bath, and hot running water.....	5	...	1	1	...	...	...	...	...	1	...	...	...	1	...	...	...
Lacking hot water, private toilet or bath.....	1	12	130	47	16	38	66	67	31	178	...	...	271	219	8	34	284
Condition or plumbing facilities not reported.....	1	...	11	8	...	4	3	9	10	15	...	...	19	38	1	11	18
<b>NUMBER OF PERSONS</b>																	
1 person.....	17	...	25	1	4	16	6	24	16	31	...	...	39	150	8	2	58
2 persons.....	17	3	72	22	14	23	25	50	19	78	...	...	150	189	16	25	149
3 persons.....	13	3	46	29	4	20	34	26	22	124	...	...	103	214	8	23	86
4 persons.....	3	4	39	20	4	14	28	22	18	89	...	...	80	182	2	28	45
5 persons.....	5	6	39	22	5	10	39	12	18	87	...	...	70	178	1	18	50
6 persons.....	2	8	28	21	3	8	32	12	12	72	...	...	70	142	1	23	47
7 persons or more.....	3	13	75	43	7	9	67	22	31	163	...	...	169	284	8	68	156
Median number of persons.....	...	...	4.0	4.8	...	3.1	5.1	2.9	4.1	4.5	...	...	4.1	4.1	...	5.4	3.6
<b>PERSONS PER ROOM</b>																	
1.00 or less.....	26	9	143	37	19	67	91	117	48	260	...	...	317	400	32	69	296
1.01 to 1.50.....	9	12	53	38	6	14	43	21	15	119	...	...	112	176	3	42	100
1.51 or more.....	23	16	124	75	16	16	90	19	61	233	...	...	227	755	9	71	157
Not reported.....	2	...	4	8	...	3	7	11	12	32	...	...	25	8	...	5	38
<b>*ELECTRIC LIGHTING</b>																	
Number reporting.....	...	...	335	...	30	115	...	210	...	...	...	...	605	...	40	...	535
With electric lights.....	...	...	225	...	25	65	...	80	...	...	...	...	290	...	35	...	200
<b>*REFRIGERATION EQUIPMENT</b>																	
Number reporting.....	...	...	340	...	30	115	...	210	...	...	...	...	600	...	40	...	565
Mechanical.....	...	...	70	...	15	40	...	15	...	...	...	...	40	...	10	...	30
Ice.....	...	...	240	...	...	45	...	90	...	...	...	...	365	...	20	...	235
Other or none.....	...	...	30	...	15	30	...	105	...	...	...	...	195	...	10	...	300
<b>*KITCHEN SINK</b>																	
Number reporting.....	...	...	360	...	40	100	...	140	...	...	...	...	670	...	40	...	545
With kitchen sink.....	...	...	60	...	...	25	...	20	...	...	...	...	55	...	5	...	50

## HOUSING—GENERAL CHARACTERISTICS

Table 33a.—CHARACTERISTICS OF RURAL-FARM DWELLING UNITS OCCUPIED BY WHITE PERSONS WITH SPANISH SURNAME, OR BY NONWHITE PERSONS, FOR SELECTED COUNTIES: 1950—Con.

[Counties shown are those with 250 or more Spanish-surname households, or 250 or more nonwhite households. Asterisk (\*) denotes statistics based on 20-percent sample. These sample items are shown in this table only for the nonwhite households.]

Subject	Fannin	Fayette	Fort Bend		Free-stone	Frio	Galveston		Goliad	Gonzales		Gray-son	Gregg	Grimes	Guadalupe		Hale
	Non-white	Non-white	Spanish white	Non-white	Non-white	Spanish white	Spanish white	Non-white	Spanish white	Spanish white	Non-white	Non-white	Non-white	Non-white	Spanish white	Non-white	Non-white
Total dwelling units.....	246	368	375	739	898	177	6	21	169	174	426	105	563	685	261	282	99
<b>WATER SUPPLY</b>																	
Hot and cold piped running water inside structure.....	1	3	7	13	5	7	4	5	7	10	2	...	31	4	3	3	8
Only cold piped running water inside structure.....	15	21	35	53	73	31	1	4	48	52	32	...	39	19	53	32	27
Piped running water outside structure.....	...	4	28	25	6	23	...	1	30	29	28	13	3	8	42	15	19
No piped running water.....	228	332	300	642	809	114	1	10	79	81	356	2	483	645	161	232	43
Not reported.....	2	8	5	6	5	2	...	1	5	2	8	90	7	9	2	...	2
<b>TOILET FACILITIES</b>																	
Flush toilet inside structure, exclusive use.....	1	4	14	23	10	12	5	7	17	19	6	1	41	6	8	8	10
Flush toilet inside structure, shared.....	...	...	...	...	...	...	...	...	...	...	...	...	...	...	...	...	...
Other toilet facilities (including privy).....	225	290	344	688	840	146	1	12	143	146	401	100	477	623	249	268	82
No toilet.....	19	55	12	24	42	18	...	...	3	7	16	4	38	47	3	6	5
Not reported.....	1	19	5	4	6	1	...	2	6	2	3	...	7	9	1	...	2
<b>CONDITION AND PLUMBING FACILITIES</b>																	
Not dilapidated:																	
With priv. toilet and bath, and hot running water.....	...	3	5	10	5	4	4	5	7	9	2	...	26	3	1	2	8
Flush toilet inside structure, shared.....	...	...	4	8	4	5	1	2	9	7	4	1	8	...	4	3	...
With running water, lacking private toilet or bath.....	11	13	18	27	36	11	...	...	18	31	20	9	29	9	30	16	20
No running water.....	114	166	163	330	471	27	...	4	26	44	134	41	318	287	95	88	48
Dilapidated:																	
With priv. toilet and bath, and hot running water.....	...	...	1	1	...	...	...	...	...	1	...	...	...	1	1	...	...
Lacking hot water, private toilet or bath.....	119	162	160	323	355	118	1	8	99	73	238	53	167	356	124	165	20
Condition or plumbing facilities not reported.....	2	24	24	40	27	12	...	2	10	9	28	1	15	29	6	8	3
<b>NUMBER OF PERSONS</b>																	
1 person.....	12	31	9	65	80	7	1	4	4	2	43	15	40	65	10	20	17
2 persons.....	73	105	25	226	231	18	1	5	15	17	114	24	139	200	28	85	25
3 persons.....	38	62	33	140	146	23	...	3	27	25	56	18	96	121	26	40	15
4 persons.....	27	41	34	82	95	21	2	2	27	20	40	9	92	86	32	39	10
5 persons.....	26	40	44	55	80	17	...	...	18	18	46	10	44	57	33	26	10
6 persons.....	19	20	52	51	63	26	1	2	19	20	40	7	46	40	27	25	5
7 persons or more.....	51	69	178	120	203	65	1	5	59	72	87	22	106	116	105	47	17
Median number of persons.....	3.5	3.3	6.3	3.1	3.4	5.6	...	...	5.1	5.8	3.5	3.3	3.6	3.1	5.6	3.4	...
<b>PERSONS PER ROOM</b>																	
1.00 or less.....	132	221	90	461	530	48	3	12	48	60	245	67	400	471	62	142	51
1.01 to 1.50.....	39	49	62	107	134	24	2	4	36	25	70	12	67	88	53	53	13
1.51 or more.....	64	83	205	147	203	88	1	4	74	83	105	24	85	118	145	85	27
Not reported.....	11	15	18	24	31	17	...	1	11	6	6	2	11	8	1	2	8
<b>*ELECTRIC LIGHTING</b>																	
Number reporting.....	245	355	...	690	935	...	...	15	...	...	425	75	510	640	...	260	60
With electric lights.....	135	90	...	405	280	...	...	10	...	...	115	40	345	190	...	110	40
<b>*REFRIGERATION EQUIPMENT</b>																	
Number reporting.....	245	355	...	690	940	...	...	15	...	...	410	80	505	640	...	260	65
Mechanical.....	15	40	...	155	85	...	...	...	...	...	25	15	105	80	...	40	10
Ice.....	140	105	...	130	600	...	...	15	...	...	225	60	310	245	...	125	20
Other or none.....	90	210	...	405	255	...	...	...	...	...	160	5	90	315	...	95	35
<b>*KITCHEN SINK</b>																	
Number reporting.....	190	355	...	645	785	...	...	15	...	...	360	105	545	715	...	290	60
With kitchen sink.....	40	30	...	25	115	...	...	10	...	...	25	20	125	115	...	25	25

Table 33a.—CHARACTERISTICS OF RURAL-FARM DWELLING UNITS OCCUPIED BY WHITE PERSONS WITH SPANISH SURNAME, OR BY NONWHITE PERSONS, FOR SELECTED COUNTIES: 1950—Con.

[Counties shown are those with 250 or more Spanish-surname households, or 250 or more nonwhite households. Asterisk (\*) denotes statistics based on 20-percent sample. These sample items are shown in this table only for the nonwhite households.]

Subject	Hall	Hardin	Harris		Harris-	Hag-	Hays		Hen-	Hidalgo		Hill	Hook-	Hop-	Hous-	Howard	
	Non-white	Non-white	Spanish white	Non-white	son Non-white	kell Non-white	Spanish white	Non-white	Non-white	Spanish white	Non-white	Non-white	Non-white	Non-white	Non-white	Spanish white	Non-white
Total dwelling units.....	121	28	59	207	2,126	75	151	41	435	3,889	118	331	107	226	1,109	68	22
<b>WATER SUPPLY</b>																	
Hot and cold piped running water inside structure.....	1	2	9	33	28	1	10	3	4	318	9	4	6	4	21	2	...
Only cold piped running water inside structure.....	6	3	22	43	53	6	41	3	16	421	9	42	14	5	51	14	3
Piped running water outside structure.....	...	1	6	9	4	6	22	1	5	854	2	18	14	2	3	5	2
No piped running water.....	113	22	22	119	2,001	62	77	34	408	2,220	96	265	72	215	1,024	47	17
Not reported.....	1	...	...	3	40	...	1	...	2	76	2	2	1	...	10	...	...
<b>TOILET FACILITIES</b>																	
Flush toilet inside structure, exclusive use.....	2	3	13	49	25	1	17	6	7	415	10	6	5	4	24	2	1
Flush toilet inside structure, shared.....	...	...	...	...	...	...	...	...	...	3	...	...	...	...	...	...	...
Other toilet facilities (including privy).....	103	25	44	146	1,944	69	120	34	364	3,073	85	289	98	199	973	59	15
No toilet.....	15	...	2	9	146	5	13	1	62	323	21	34	3	23	101	7	6
Not reported.....	1	...	...	3	11	...	1	...	2	75	2	2	1	...	11	...	...
<b>CONDITION AND PLUMBING FACILITIES</b>																	
Not dilapidated:																	
With priv. toilet and bath, and hot running water.....	1	2	7	27	19	1	9	3	4	273	6	1	4	3	13	2	...
With private toilet and bath, and only cold water.....	1	...	4	10	...	...	6	3	2	85	2	2	...	...	2	...	1
With running water, lacking private toilet or bath.....	4	1	13	20	47	5	28	...	6	200	7	25	14	4	45	9	1
No running water.....	44	4	19	66	878	39	61	14	170	1,047	25	130	64	113	550	31	12
Dilapidated:																	
With priv. toilet and bath, and hot running water.....	...	...	...	3	1	...	...	...	...	16	1	...	...	...	1	...	...
Lacking hot water, private toilet or bath.....	70	20	14	74	1,140	27	45	20	232	2,087	75	161	24	104	456	25	8
Condition or plumbing facilities not reported.....	1	1	2	7	41	3	2	1	21	181	2	12	1	2	42	1	...
<b>NUMBER OF PERSONS</b>																	
1 person.....	9	6	...	23	133	6	4	6	28	221	7	35	13	8	83	4	3
2 persons.....	33	11	7	51	463	20	24	12	92	619	21	90	32	48	266	8	4
3 persons.....	24	7	6	41	311	11	15	7	79	609	20	44	15	44	195	7	5
4 persons.....	14	...	10	25	247	7	10	5	43	600	17	42	14	38	136	12	4
5 persons.....	8	1	8	16	193	4	16	2	43	507	15	27	12	28	97	3	2
6 persons.....	5	...	3	18	195	8	18	4	43	343	14	27	5	20	89	15	3
7 persons or more.....	28	3	25	33	584	19	64	5	107	990	24	66	16	40	243	19	1
Median number of persons.....	3.3	...	...	3.2	4.1	...	5.9	...	3.9	4.3	4.1	3.4	3.1	3.8	3.6	...	...
<b>PERSONS PER ROOM</b>																	
1.00 or less.....	56	20	23	135	1,105	25	51	28	232	910	29	172	28	129	676	16	14
1.01 to 1.50.....	17	5	16	31	375	6	29	5	68	450	11	56	24	41	171	11	1
1.51 or more.....	46	3	19	35	595	40	69	7	121	2,400	73	93	51	51	200	41	7
Not reported.....	2	...	1	6	51	4	2	1	14	129	5	10	4	5	62	...	...
<b>*ELECTRIC LIGHTING</b>																	
Number reporting.....	130	35	...	175	2,180	65	...	30	440	...	110	280	115	220	1,050	...	35
With electric lights.....	80	10	...	125	510	30	...	10	190	...	50	140	110	90	460	...	20
<b>*REFRIGERATION EQUIPMENT</b>																	
Number reporting.....	130	35	...	185	2,165	60	...	30	440	...	110	280	115	220	1,035	...	35
Mechanical.....	25	10	...	85	125	10	...	10	35	...	10	55	10	40	190	...	...
Ice.....	50	10	...	65	1,150	15	...	15	195	...	...	100	55	90	435	...	15
Other or none.....	55	15	...	35	890	35	...	5	210	...	100	125	50	90	410	...	20
<b>*KITCHEN SINK</b>																	
Number reporting.....	120	35	...	215	2,085	90	...	55	440	...	100	315	110	235	1,195	...	20
With kitchen sink.....	5	15	...	75	135	...	...	5	15	...	5	25	35	15	110	...	5

## HOUSING—GENERAL CHARACTERISTICS

Table 33a.—CHARACTERISTICS OF RURAL-FARM DWELLING UNITS OCCUPIED BY WHITE PERSONS WITH SPANISH SURNAME, OR BY NONWHITE PERSONS, FOR SELECTED COUNTIES: 1950—Con.

[Counties shown are those with 250 or more Spanish-surname households, or 250 or more nonwhite households. Asterisk (\*) denotes statistics based on 20-percent sample. These sample items are shown in this table only for the nonwhite households.]

Subject	Hud- speth	Hunt	Jackson		Jas- per	Jefferson		Jim Hogg	Jim Wells	John- son	Jones	Karnes	Kauf- man	Kerr	Kin- ney	Kleberg	
	Spanish white	Non- white	Spanish white	Non- white	Non- white	Spanish white	Non- white	Spanish white	Spanish white	Non- white	Non- white	Spanish white	Non- white	Spanish white	Spanish white	Spanish white	Non- white
Total dwelling units.....	426	352	121	122	440	8	140	128	339	85	23	458	583	15	46	247	2
<b>WATER SUPPLY</b>																	
Hot and cold piped running water inside structure.....	38	5	3	7	16	1	14	12	28	2	2	11	5	4	5	98	...
Only cold piped running water inside structure.....	59	19	29	16	28	2	21	54	131	18	2	100	15	3	26	74	...
Piped running water outside structure.....	106	6	11	2	6	1	13	45	78	7	1	43	5	1	5	35	...
No piped running water.....	219	322	75	92	389	4	91	16	102	57	17	299	551	7	10	40	...
Not reported.....	4	...	3	5	1	...	1	1	...	1	1	5	7	...	...	...	...
<b>TOILET FACILITIES</b>																	
Flush toilet inside structure, exclusive use.....	36	4	5	8	16	1	14	11	37	4	2	15	5	6	9	97	...
Flush toilet inside structure, shared.....	1	...	...	...	...	...	...	...	...	...	...	...	...	...	...	1	...
Other toilet facilities (including privy).....	380	324	110	100	368	7	110	115	298	74	20	378	547	6	23	143	...
No toilet.....	5	24	3	9	56	...	14	1	3	6	...	60	23	3	14	5	...
Not reported.....	4	...	3	5	...	...	2	1	1	1	1	5	8	...	...	1	...
<b>CONDITION AND PLUMBING FACILITIES</b>																	
Not dilapidated:																	
With priv. toilet and bath, and hot running water.....	31	2	3	6	12	1	11	7	24	1	2	9	2	4	2	94	...
With private toilet and bath, and only cold water.....	3	1	2	2	1	...	3	3	8	2	...	2	2	2	5	2	...
With running water, lacking private toilet or bath.....	53	14	23	11	23	2	18	55	100	5	2	40	10	1	12	47	...
No running water.....	191	163	68	58	202	...	54	55	125	18	9	107	355	3	4	27	...
Dilapidated:																	
With priv. toilet and bath, and hot running water.....	...	1	...	...	...	...	...	...	1	...	...	1	...	...	...	...	...
Lacking hot water, private toilet or bath.....	140	167	17	37	192	1	50	7	79	52	8	273	199	5	19	68	...
Condition or plumbing facilities not reported.....	8	4	8	8	10	4	4	1	2	7	2	26	15	...	4	9	...
<b>NUMBER OF PERSONS</b>																	
1 person.....	48	39	2	12	17	4	7	14	17	8	2	9	20	...	10	10	...
2 persons.....	79	99	10	43	89	1	29	21	39	15	5	45	125	3	11	26	...
3 persons.....	75	46	10	19	91	2	14	23	32	13	3	54	75	4	9	29	...
4 persons.....	68	39	13	11	48	...	18	18	53	8	3	45	87	2	4	42	...
5 persons.....	60	31	18	10	46	...	15	14	46	7	3	66	54	1	3	39	...
6 persons.....	32	29	13	8	45	...	13	16	43	7	...	54	49	1	5	34	...
7 persons or more.....	64	69	55	19	104	1	44	22	109	27	7	185	149	4	4	67	...
Median number of persons.....	3.7	3.3	6.1	2.8	4.0	...	4.6	3.8	5.1	...	...	5.7	4.3	...	...	4.9	...
<b>PERSONS PER ROOM</b>																	
1.00 or less.....	102	205	37	76	268	6	61	71	124	41	13	116	293	7	28	78	...
1.01 to 1.50.....	40	39	22	14	78	2	17	22	58	19	2	75	90	2	6	60	...
1.51 or more.....	278	102	49	17	91	...	60	35	151	24	6	249	187	6	11	95	...
Not reported.....	6	6	13	15	3	...	2	...	6	1	2	18	13	...	1	14	...
<b>*ELECTRIC LIGHTING</b>																	
Number reporting.....	...	370	...	125	405	...	155	...	...	85	10	...	590	...	...	...	...
With electric lights.....	...	165	...	100	185	...	90	...	...	45	10	...	270	...	...	...	...
<b>*REFRIGERATION EQUIPMENT</b>																	
Number reporting.....	...	370	...	120	405	...	155	...	...	80	10	...	590	...	...	...	...
Mechanical.....	...	50	...	35	95	...	65	...	...	10	...	...	60	...	...	...	...
Ice.....	...	195	...	10	160	...	55	...	...	40	...	...	415	...	...	...	...
Other or none.....	...	125	...	75	150	...	35	...	...	30	10	...	115	...	...	...	...
<b>*KITCHEN SINK</b>																	
Number reporting.....	...	365	...	115	425	...	120	...	...	75	25	...	135	...	...	...	...
With kitchen sink.....	...	40	...	20	55	...	40	...	...	5	10	...	50	...	...	...	...

Table 33a.—CHARACTERISTICS OF RURAL-FARM DWELLING UNITS OCCUPIED BY WHITE PERSONS WITH SPANISH SURNAME, OR BY NONWHITE PERSONS, FOR SELECTED COUNTIES: 1950—Con.

[Counties shown are those with 250 or more Spanish-surname households, or 250 or more nonwhite households. Asterisk (\*) denotes statistics based on 20-percent sample. These sample items are shown in this table only for the nonwhite households]

Subject	Lamar	Lamb	La Salle	Lavaca	Lee	Leon	Liberty	Limestone	Live Oak	Lubbock		McClulloch	McLennan		Madison	Marion	
	Non-white	Non-white	Spanish white	Non-white	Non-white	Non-white	Non-white	Non-white	Spanish white	Spanish white	Non-white	Spanish white	Spanish white	Non-white	Non-white	Non-white	
Total dwelling units.....	554	106	126	198	391	793	293	609	287	344	208	55	96	404	371	751	
<b>WATER SUPPLY</b>																	
Hot and cold piped running water inside structure.....	7	8	5	1	5	10	11	7	10	21	8	5	3	6	2	10	
Only cold piped running water inside structure.....	41	23	20	18	13	44	28	41	49	99	38	17	18	35	20	26	
Piped running water outside structure.....	7	29	23	12	3	10	10	17	50	169	98	17	15	22	2	2	
No piped running water.....	497	46	77	163	368	722	243	537	177	49	64	15	57	333	346	705	
Not reported.....	2	...	1	4	2	7	1	7	1	6	...	1	3	8	1	8	
<b>TOILET FACILITIES</b>																	
Flush toilet inside structure, exclusive use.....	10	8	13	2	4	15	20	14	9	27	11	6	6	8	3	14	
Flush toilet inside structure, shared.....	...	...	...	...	...	...	...	...	...	...	...	...	...	...	...	...	
Other toilet facilities (including privy).....	514	79	106	176	347	682	267	567	248	313	196	45	88	377	349	610	
No toilet.....	30	19	7	16	38	88	2	21	28	1	1	3	1	14	18	125	
Not reported.....	...	...	...	4	2	8	4	7	2	3	...	1	1	5	1	2	
<b>CONDITION AND PLUMBING FACILITIES</b>																	
Not dilapidated:																	
With priv. toilet and bath, and hot running water.....	6	8	5	1	2	7	11	6	5	20	7	3	3	4	2	9	
With private toilet and bath, and only cold water.....	2	...	8	1	1	2	7	4	2	3	...	2	3	2	1	...	
With running water, lacking private toilet or bath.....	18	22	9	15	12	29	14	23	31	75	27	15	7	21	5	21	
No running water.....	236	58	64	81	223	392	120	311	82	133	79	26	39	136	148	340	
Dilapidated:																	
With priv. toilet and bath, and hot running water.....	...	...	...	...	1	...	...	...	...	1	...	...	...	...	...	...	
Lacking hot water, private toilet or bath.....	281	18	36	93	135	347	133	217	147	103	93	6	35	224	204	367	
Condition or plumbing facilities not reported.....	11	...	4	7	17	16	8	28	20	9	2	3	9	17	11	14	
<b>NUMBER OF PERSONS</b>																	
1 person.....	36	10	11	16	37	62	21	41	8	10	22	1	2	28	42	60	
2 persons.....	132	26	15	59	90	189	70	138	18	27	54	5	7	105	83	187	
3 persons.....	86	14	21	29	59	146	40	97	28	49	33	7	9	62	62	127	
4 persons.....	73	15	14	23	47	119	47	86	44	66	35	11	12	55	41	89	
5 persons.....	53	11	18	15	39	68	26	56	33	40	26	9	15	34	42	69	
6 persons.....	59	6	16	15	37	67	20	43	39	33	14	4	10	29	29	97	
7 persons or more.....	115	24	31	41	82	142	69	148	117	119	24	18	41	101	72	162	
Median number of persons.....	3.8	3.7	4.6	3.3	3.7	3.5	3.8	3.8	5.8	5.0	3.3	...	...	3.8	3.5	3.5	
<b>PERSONS PER ROOM</b>																	
1.00 or less.....	296	36	43	114	243	486	181	338	69	77	98	19	27	226	219	466	
1.01 to 1.50.....	87	12	23	30	69	119	54	92	48	55	41	17	24	59	55	114	
1.51 or more.....	157	58	56	44	78	155	52	133	168	210	68	19	44	111	79	154	
Not reported.....	14	...	4	10	1	33	6	46	2	2	1	...	1	8	18	17	
<b>*ELECTRIC LIGHTING</b>																	
Number reporting.....	550	110	...	195	405	760	280	570	...	...	235	...	...	425	460	805	
With electric lights.....	215	105	...	40	215	265	190	335	...	...	185	...	...	215	210	320	
<b>*REFRIGERATION EQUIPMENT</b>																	
Number reporting.....	550	100	...	195	405	750	280	555	...	...	235	...	...	425	460	790	
Mechanical.....	65	30	...	5	70	105	90	155	...	...	50	...	...	55	85	85	
Ice.....	320	15	...	75	70	170	110	265	...	...	65	...	...	220	105	390	
Other or none.....	165	55	...	115	265	475	80	135	...	...	120	...	...	150	270	315	
<b>*KITCHEN SINK</b>																	
Number reporting.....	550	130	...	170	385	815	295	515	...	...	180	...	...	370	320	735	
With kitchen sink.....	55	40	...	20	10	45	45	30	...	...	10	...	...	55	15	55	

## HOUSING—GENERAL CHARACTERISTICS

Table 33a.—CHARACTERISTICS OF RURAL-FARM DWELLING UNITS OCCUPIED BY WHITE PERSONS WITH SPANISH SURNAME, OR BY NONWHITE PERSONS, FOR SELECTED COUNTIES: 1950—Con.

[Counties shown are those with 250 or more Spanish-surname households, or 250 or more nonwhite households. Asterisk (\*) denotes statistics based on 20-percent sample. These sample items are shown in this table only for the nonwhite households.]

Subject	Matagorda		Mav-	Me-	Midland		Milam		Mitch-	Mont-	Morris	Nacog-	Na-	New-	Nueces		Orange
	Spanish white	Non-white	erick	dina	Spanish white	Non-white	Spanish white	Non-white	ell	gomery	Non-white	doches	varro	ton	Spanish white	Non-white	Non-white
Total dwelling units.....	56	350	133	165	18	27	135	488	110	279	284	515	781	465	637	27	15
<b>WATER SUPPLY</b>																	
Hot and cold piped running water inside structure.....	9	7	13	11	5	8	3	5	3	3	4	9	28	5	36	1	6
Only cold piped running water inside structure.....	15	23	21	28	5	4	10	25	21	6	15	17	38	19	269	12	4
Piped running water outside structure.....	6	6	12	20	2	3	5	7	5	2	2	3	12	2	280	5	3
No piped running water.....	26	310	86	104	6	12	115	445	75	265	260	475	701	438	47	9	2
Not reported.....	...	4	1	2	...	...	2	6	6	3	3	11	2	1	5	...	...
<b>TOILET FACILITIES</b>																	
Flush toilet inside structure, exclusive use.....	11	11	17	18	4	10	5	8	6	5	8	4	18	6	40	1	8
Flush toilet inside structure, shared.....	...	...	...	...	...	...	...	...	...	...	...	...	4	...	...	...	...
Other toilet facilities (including privy).....	44	326	101	128	13	15	125	456	95	236	251	441	691	394	589	26	6
No toilet.....	1	5	15	18	1	2	3	19	3	34	22	60	66	65	4	...	1
Not reported.....	...	8	...	1	...	...	2	5	6	4	3	10	2	...	4	...	...
<b>CONDITION AND PLUMBING FACILITIES</b>																	
Not dilapidated:																	
With priv. toilet and bath, and hot running water.....	5	5	10	11	4	7	1	2	3	3	3	2	7	3	29	1	6
With private toilet and bath, and only cold water.....	3	5	4	7	...	1	2	3	1	...	...	1	1	1	6	...	1
With running water, lacking private toilet or bath.....	10	14	13	13	3	1	7	19	14	3	8	18	38	15	192	8	2
No running water.....	21	157	56	65	2	8	43	238	39	129	143	205	393	276	203	7	3
Dilapidated:																	
With priv. toilet and bath, and hot running water.....	2	...	...	...	...	1	1	1	...	...	...	...	2	...	...	...	...
Lacking hot water, private toilet or bath.....	12	145	45	63	9	9	76	217	46	132	121	266	327	167	180	10	2
Condition or plumbing facilities not reported.....	3	24	5	6	...	...	5	8	7	12	9	23	13	3	27	1	1
<b>NUMBER OF PERSONS</b>																	
1 person.....	2	40	21	4	...	6	3	54	1	32	14	26	79	30	18	9	2
2 persons.....	10	78	21	22	2	5	16	124	5	86	46	110	196	94	62	3	4
3 persons.....	13	61	25	23	5	4	20	71	15	43	42	81	121	65	76	4	3
4 persons.....	4	49	16	15	5	2	6	49	17	35	54	63	102	55	88	4	...
5 persons.....	7	29	22	27	2	1	17	44	14	23	33	58	76	50	98	2	1
6 persons.....	8	30	7	19	2	3	18	43	7	16	20	49	53	38	61	2	2
7 persons or more.....	12	63	21	55	2	6	55	103	51	44	75	128	154	133	234	3	3
Median number of persons.....	...	3.4	3.5	5.2	...	...	5.8	3.4	5.9	3.0	4.2	4.1	3.5	4.3	5.3	...	...
<b>PERSONS PER ROOM</b>																	
1.00 or less.....	30	185	45	48	8	12	46	296	22	197	142	276	458	286	159	17	11
1.01 to 1.50.....	7	55	18	19	6	5	20	65	18	36	45	101	131	90	116	4	...
1.51 or more.....	17	93	63	91	4	10	65	121	62	41	96	116	162	78	340	6	4
Not reported.....	2	17	7	7	...	...	4	6	8	5	1	22	30	11	22	...	...
<b>*ELECTRIC LIGHTING</b>																	
Number reporting.....	...	315	...	...	...	30	...	505	...	340	285	515	835	490	...	40	20
With electric lights.....	...	110	...	...	...	25	...	205	...	120	45	160	385	135	...	15	20
<b>*REFRIGERATION EQUIPMENT</b>																	
Number reporting.....	...	320	...	...	...	30	...	505	...	330	285	525	835	475	...	40	20
Mechanical.....	...	35	...	...	...	10	...	65	...	20	20	30	170	80	...	5	15
Ice.....	...	100	...	...	...	10	...	305	...	160	200	300	460	205	...	15	5
Other or none.....	...	185	...	...	...	10	...	135	...	150	65	195	205	190	...	20	...
<b>*KITCHEN SINK</b>																	
Number reporting.....	...	320	...	...	...	15	...	490	...	240	300	550	755	465	...	15	10
With kitchen sink.....	...	15	...	...	...	5	...	10	...	10	20	35	40	15	...	5	5

Table 33a.—CHARACTERISTICS OF RURAL-FARM DWELLING UNITS OCCUPIED BY WHITE PERSONS WITH SPANISH SURNAME, OR BY NONWHITE PERSONS, FOR SELECTED COUNTIES: 1950—Con.

[Counties shown are those with 250 or more Spanish-surname households, or 250 or more nonwhite households. Asterisk (\*) denotes statistics based on 20-percent sample. These sample items are shown in this table only for the nonwhite households]

Subject	Panola	Pecos	Folk	Potter		Pre-	Red	Reeves	Refugio		Rob-	Rock-	Run-	Rusk	Sabine	San Au-	San
	Non- white	Spanish white	Non- white	Spanish white	Non- white	sidio Spanish white	River Non- white	Spanish white	Spanish white	Non- white	ertson Non- white	wall Non- white	nels Spanish white	Non- white	Non- white	gustine Non- white	Jacinto Non- white
Total dwelling units.....	835	198	246	...	1	181	575	345	78	13	641	265	25	1,422	203	317	513
<b>WATER SUPPLY</b>																	
Hot and cold piped running water inside structure.....	13	20	15	...	...	28	...	16	9	1	1	1	2	45	3	4	3
Only cold piped running water inside structure.....	21	28	5	...	...	28	14	10	19	3	21	10	9	40	5	6	16
Piped running water outside structure.....	10	22	1	...	...	3	...	18	32	1	95	...	2	6	2	1	4
No piped running water.....	774	88	225	...	...	122	555	299	18	8	509	251	12	1,325	191	305	484
Not reported.....	17	...	...	...	...	...	6	2	...	...	15	3	...	6	2	1	6
<b>TOILET FACILITIES</b>																	
Flush toilet inside structure, exclusive use.....	8	24	13	...	...	31	...	20	8	2	1	...	4	50	2	5	6
Flush toilet inside structure, shared.....	2	...	...	...	...	...	...	...	...	...	...	...	...	...	...	...	...
Other toilet facilities (including privy).....	732	122	212	...	...	123	531	321	66	11	605	259	21	1,306	136	283	421
No toilet.....	80	12	21	...	...	27	39	1	4	...	19	3	...	61	64	28	82
Not reported.....	13	...	...	...	...	...	5	3	...	...	16	3	...	5	1	1	4
<b>CONDITION AND PLUMBING FACILITIES</b>																	
Not dilapidated:																	
With priv. toilet and bath, and hot running water.....	6	18	3	...	...	25	...	16	7	1	1	...	1	33	1	2	3
With private toilet and bath, and only cold water.....	...	4	...	...	...	2	...	1	1	1	...	...	2	10	...	1	2
With running water, lacking private toilet or bath.....	18	21	13	...	...	26	5	2	18	1	13	7	5	32	3	4	9
No running water.....	422	54	111	...	...	70	190	67	28	6	290	77	7	708	113	117	236
Dilapidated:																	
With priv. toilet and bath, and hot running water.....	...	2	...	...	...	1	...	2	...	...	...	...	1	3	1	...	...
Lacking hot water, private toilet or bath.....	356	49	117	...	...	57	348	226	22	4	309	173	9	609	80	188	250
Condition or plumbing facilities not reported.....	33	10	2	...	...	...	32	31	2	...	28	8	...	27	5	5	13
<b>NUMBER OF PERSONS</b>																	
1 person.....	41	16	20	...	...	25	45	44	3	2	52	32	2	91	7	19	25
2 persons.....	147	36	67	...	...	29	151	125	9	4	150	61	3	292	35	65	167
3 persons.....	123	23	44	...	...	30	101	53	13	2	98	36	5	243	40	46	89
4 persons.....	106	28	27	...	...	28	61	45	10	3	71	25	1	217	26	38	52
5 persons.....	85	20	19	...	...	14	60	21	7	2	74	28	2	152	26	36	44
6 persons.....	95	12	16	...	...	9	41	13	7	...	52	22	5	134	19	23	37
7 persons or more.....	238	23	53	...	...	46	116	44	29	...	144	61	7	293	50	90	99
Median number of persons.....	4.5	3.6	3.3	...	...	3.7	3.4	2.6	...	...	3.8	3.6	...	3.9	4.3	4.3	3.2
<b>PERSONS PER ROOM</b>																	
1.00 or less.....	315	72	158	...	...	44	341	98	29	10	339	127	9	852	108	181	285
1.01 to 1.50.....	202	17	38	...	...	45	66	27	13	2	105	46	1	241	45	47	105
1.51 or more.....	306	68	38	...	...	86	143	214	35	1	166	89	9	280	46	81	110
Not reported.....	12	1	12	...	...	6	25	6	1	...	31	3	6	49	4	8	13
<b>*ELECTRIC LIGHTING</b>																	
Number reporting.....	850	...	215	...	...	...	585	...	...	5	695	310	...	1,460	190	315	525
With electric lights.....	235	...	105	...	...	...	200	...	...	...	430	95	...	635	60	75	105
<b>*REFRIGERATION EQUIPMENT</b>																	
Number reporting.....	850	...	210	...	...	...	580	...	...	5	690	310	...	1,465	195	315	520
Mechanical.....	65	...	45	...	...	...	60	...	...	...	90	5	...	210	35	35	40
Ice.....	515	...	60	...	...	...	275	...	...	5	270	195	...	815	65	95	250
Other or none.....	270	...	105	...	...	...	245	...	...	...	330	110	...	440	95	185	230
<b>*KITCHEN SINK</b>																	
Number reporting.....	795	...	245	...	...	...	580	...	...	20	615	270	...	1,385	185	315	500
With kitchen sink.....	30	...	15	...	...	...	25	...	...	...	20	...	...	140	5	15	20

HOUSING—GENERAL CHARACTERISTICS

Table 33a.—CHARACTERISTICS OF RURAL-FARM DWELLING UNITS OCCUPIED BY WHITE PERSONS WITH SPANISH SURNAME, OR BY NONWHITE PERSONS, FOR SELECTED COUNTIES: 1950—Con.

[Counties shown are those with 250 or more Spanish-surname households, or 250 or more nonwhite households. Asterisk (\*) denotes statistics based on 20-percent sample. These sample items are shown in this table only for the nonwhite households.]

Subject	San Pa-	Shelby	Smith	Starr	Sutton	Tarrant		Taylor		Ter-	Titus	Tom Green		Travis		Trin-	Tyler	
	tricio	Non-	Non-	Spanish	Spanish	Spanish	Non-	Spanish	Non-	rell	Non-	Spanish	Non-	Spanish	Non-	ity	Non-	
	Spanish	white	white	white	white	white	white	white	white	Spanish	white	white	white	white	white	Non-	white	
Total dwelling units.....	625	627	1,583	534	10	7	88	3	7	68	184	63	11	189	309	174	128	
<b>WATER SUPPLY</b>																		
Hot and cold piped running water inside structure.....	24	6	33	14	2	...	18	1	1	6	3	7	...	10	11	2	5	
Only cold piped running water inside structure.....	184	22	61	111	2	...	13	1	1	33	2	23	1	12	28	7	4	
Piped running water outside structure.....	266	...	6	44	3	1	4	1	...	18	...	9	2	28	16	2	...	
No piped running water.....	146	595	1,470	357	3	6	52	...	5	6	177	23	8	137	251	157	118	
Not reported.....	5	4	13	8	...	...	1	...	...	5	2	1	...	2	3	6	1	
<b>TOILET FACILITIES</b>																		
Flush toilet inside structure, exclusive use.....	37	5	42	22	2	...	21	1	2	9	2	12	...	10	12	3	4	
Flush toilet inside structure, shared.....	...	...	1	...	...	...	...	...	...	...	...	...	...	2	...	...	...	
Other toilet facilities (including privy).....	566	540	1,444	491	6	7	62	2	5	50	160	49	11	169	275	129	112	
No toilet.....	17	79	83	15	2	...	4	...	...	4	22	1	...	6	19	37	11	
Not reported.....	5	3	13	6	...	...	1	...	...	5	...	1	...	2	3	5	1	
<b>CONDITION AND PLUMBING FACILITIES</b>																		
Not dilapidated:																		
With priv. toilet and bath, and hot running water.....	19	3	26	10	2	...	17	1	1	4	2	7	...	6	10	1	3	
With private toilet and bath, and only cold water.....	11	...	9	8	...	...	2	...	1	1	...	3	...	3	1	...	...	
With running water, lacking private toilet or bath.....	138	12	42	99	1	...	7	1	...	22	2	14	...	8	16	6	5	
No running water.....	189	262	908	371	3	5	34	1	1	16	134	9	5	103	152	93	59	
Dilapidated:																		
With priv. toilet and bath, and hot running water.....	2	...	...	...	...	...	...	...	...	1	...	...	...	1	...	...	...	
Lacking hot water, private toilet or bath.....	297	332	531	32	3	2	26	...	4	19	43	28	6	62	111	66	57	
Condition or plumbing facilities not reported.....	9	18	67	14	1	...	2	...	...	5	3	2	...	6	19	8	4	
<b>NUMBER OF PERSONS</b>																		
1 person.....	21	35	104	30	2	...	9	...	1	16	10	7	4	3	27	15	7	
2 persons.....	75	134	387	69	2	1	28	...	5	31	30	6	3	13	79	49	33	
3 persons.....	64	90	236	74	1	...	16	...	...	11	33	6	2	24	49	33	25	
4 persons.....	91	78	205	78	2	1	17	1	...	6	21	7	...	24	29	20	9	
5 persons.....	87	77	164	63	1	2	7	2	...	2	30	5	...	28	25	19	17	
6 persons.....	74	57	138	63	1	1	7	...	...	2	13	5	...	20	26	10	4	
7 persons or more.....	213	156	349	157	1	2	4	...	1	...	47	27	2	77	74	28	33	
Median number of persons.....	5.2	4.2	3.8	4.8	...	...	...	...	...	...	4.4	...	...	5.6	3.5	3.2	3.5	
<b>PERSONS PER ROOM</b>																		
1.00 or less.....	114	339	942	169	4	2	66	1	4	35	74	20	8	63	174	112	79	
1.01 to 1.50.....	138	129	254	89	1	1	6	...	...	7	35	10	...	32	47	24	22	
1.51 or more.....	367	149	349	254	4	4	16	2	2	21	70	30	3	92	82	27	23	
Not reported.....	6	10	38	22	1	...	...	...	1	5	5	3	...	2	6	11	4	
<b>*ELECTRIC LIGHTING</b>																		
Number reporting.....	...	635	1,585	...	...	...	60	...	10	...	210	...	10	...	280	185	115	
With electric lights.....	...	165	670	...	...	...	55	...	10	...	40	...	5	...	155	90	45	
<b>*REFRIGERATION EQUIPMENT</b>																		
Number reporting.....	...	635	1,590	...	...	...	60	...	10	...	210	...	10	...	285	195	110	
Mechanical.....	...	80	185	...	...	...	20	...	...	...	10	...	...	...	55	75	30	
Ice.....	...	325	900	...	...	...	30	...	5	...	110	...	...	...	135	80	75	
Other or none.....	...	230	505	...	...	...	10	...	5	...	90	...	10	...	95	40	5	
<b>*KITCHEN SINK</b>																		
Number reporting.....	...	595	1,580	...	...	...	65	...	5	...	175	...	15	...	375	150	110	
With kitchen sink.....	...	70	115	...	...	...	20	...	5	...	20	...	10	...	25	...	20	



Table 33a.—CHARACTERISTICS OF RURAL-FARM DWELLING UNITS OCCUPIED BY WHITE PERSONS WITH SPANISH SURNAME, OR BY NONWHITE PERSONS, FOR SELECTED COUNTIES: 1950—Con.

[Counties shown are those with 250 or more Spanish-surname households, or 250 or more nonwhite households. Asterisk (\*) denotes statistics based on 20-percent sample. These sample items are shown in this table only for the nonwhite households]

Subject	Upshur	Uvalde	Val Verde	Van Zandt	Victoria		Walker	Waller	Ward	Washington	Webb
	Non-white	Spanish white	Spanish white	Non-white	Spanish white	Non-white	Non-white	Non-white	Spanish white	Non-white	Spanish white
Total dwelling units.....	700	80	147	194	216	74	644	386	147	850	315
<b>WATER SUPPLY</b>											
Hot and cold piped running water inside structure.....	37	11	27	2	15	8	10	8	1	9	21
Only cold piped running water inside structure.....	41	34	60	5	34	12	25	32	7	81	51
Piped running water outside structure.....	7	8	38	4	44	11	1	31	3	15	69
No piped running water.....	606	27	20	182	122	43	605	309	135	743	173
Not reported.....	9	...	2	1	1	...	3	6	1	2	1
<b>TOILET FACILITIES</b>											
Flush toilet inside structure, exclusive use.....	32	24	35	2	20	8	12	13	2	15	30
Flush toilet inside structure, shared.....	...	...	1	...	...	...	...	...	...	...	...
Other toilet facilities (including privy).....	637	48	87	168	193	63	591	347	115	722	244
No toilet.....	23	8	21	12	2	3	38	20	22	110	38
Not reported.....	6	...	3	12	1	...	3	6	8	3	3
<b>CONDITION AND PLUMBING FACILITIES</b>											
Not dilapidated:											
With priv. toilet and bath, and hot running water.....	29	10	24	...	10	7	8	6	...	6	14
With private toilet and bath, and only cold water.....	2	13	6	1	6	1	...	3	1	4	6
With running water, lacking private toilet or bath.....	39	16	44	3	28	7	12	24	2	58	22
No running water.....	373	17	40	117	100	36	276	182	17	475	38
Dilapidated:											
With priv. toilet and bath, and hot running water.....	...	...	...	...	...	...	2	...	1	...	3
Lacking hot water, private toilet or bath.....	234	22	23	67	66	23	329	157	121	285	217
Condition or plumbing facilities not reported.....	23	2	10	6	8	...	17	14	5	22	15
<b>NUMBER OF PERSONS</b>											
1 person.....	45	7	34	28	4	8	61	42	9	74	55
2 persons.....	157	17	36	42	20	25	178	111	30	250	51
3 persons.....	124	14	17	15	27	9	112	66	23	146	65
4 persons.....	97	7	25	26	37	9	66	39	19	94	37
5 persons.....	72	12	16	23	31	9	58	33	18	62	39
6 persons.....	57	10	8	19	18	7	56	25	12	62	13
7 persons or more.....	148	13	11	41	79	7	113	70	36	162	55
Median number of persons.....	3.7	...	2.7	4.0	5.1	...	3.2	3.1	4.1	3.2	3.3
<b>PERSONS PER ROOM</b>											
1.00 or less.....	432	35	83	122	84	51	410	244	46	535	119
1.01 to 1.50.....	116	10	21	23	44	13	97	49	20	124	48
1.51 or more.....	134	35	39	45	83	9	108	85	70	185	130
Not reported.....	18	...	4	4	5	1	29	8	11	6	18
<b>*ELECTRIC LIGHTING</b>											
Number reporting.....	670	...	...	205	...	65	670	355	...	875	...
With electric lights.....	255	...	...	115	...	45	225	180	...	390	...
<b>*REFRIGERATION EQUIPMENT</b>											
Number reporting.....	670	...	...	205	...	65	660	350	...	865	...
Mechanical.....	125	...	...	40	...	20	70	60	...	95	...
Ice.....	345	...	...	120	...	20	295	145	...	115	...
Other or none.....	200	...	...	45	...	25	295	145	...	655	...
<b>*KITCHEN SINK</b>											
Number reporting.....	640	...	...	175	...	65	740	425	...	850	...
With kitchen sink.....	105	...	...	30	...	10	65	55	...	35	...

## HOUSING—GENERAL CHARACTERISTICS

Table 33a.—CHARACTERISTICS OF RURAL-FARM DWELLING UNITS OCCUPIED BY WHITE PERSONS WITH SPANISH SURNAME, OR BY NONWHITE PERSONS, FOR SELECTED COUNTIES: 1950—Con.

[Counties shown are those with 250 or more Spanish-surname households, or 250 or more nonwhite households. Asterisk (\*) denotes statistics based on 20-percent sample. These sample items are shown in this table only for the nonwhite households]

Subject	Wharton		Wichita		Will- barger	Willacy	Williamson		Wilson	Wood	Zapata	Zavala
	Spanish white	Non- white	Spanish white	Non- white	Non- white	Spanish white	Spanish white	Non- white	Spanish white	Non- white	Spanish white	Spanish white
Total dwelling units.....	247	677	5	10	125	181	168	288	246	257	281	191
WATER SUPPLY												
Hot and cold piped running water inside structure.....	7	18	...	3	3	29	1	...	6	19	12	12
Only cold piped running water inside structure.....	26	45	1	1	17	28	27	33	42	8	12	40
Piped running water outside structure.....	6	20	1	2	5	27	20	16	43	...	29	70
No piped running water.....	202	587	3	3	99	96	119	238	155	228	217	67
Not reported.....	6	7	...	1	1	1	1	1	...	2	11	2
TOILET FACILITIES												
Flush toilet inside structure, exclusive use.....	12	26	...	3	2	32	4	2	9	20	7	10
Flush toilet inside structure, shared.....	...	...	...	...	...	...	1	...	...	...	...	...
Other toilet facilities (including privy).....	214	608	5	7	118	145	147	245	226	194	245	160
No toilet.....	17	34	...	...	4	3	15	41	11	43	19	18
Not reported.....	4	9	...	...	1	1	...	...	...	...	10	3
CONDITION AND PLUMBING FACILITIES												
Not dilapidated:												
With priv. toilet and bath, and hot running water.....	5	14	...	2	2	24	1	...	5	18	6	8
With private toilet and bath, and only cold water.....	3	6	...	1	...	5	2	2	3	...	...	...
With running water, lacking private toilet or bath.....	13	28	1	1	12	23	12	20	33	4	16	27
No running water.....	96	314	3	1	65	85	53	68	123	138	220	73
Dilapidated:												
With priv. toilet and bath, and hot running water.....	1	...	...	...	...	1	...	...	...	1	...	2
Lacking hot water, private toilet or bath.....	114	285	1	4	44	40	97	181	75	78	25	71
Condition or plumbing facilities not reported.....	15	30	...	1	2	3	3	17	7	18	14	10
NUMBER OF PERSONS												
1 person.....	5	58	...	...	12	10	6	32	13	11	29	25
2 persons.....	19	183	1	2	37	16	14	64	31	77	57	46
3 persons.....	18	105	1	1	23	31	17	44	34	42	44	38
4 persons.....	21	91	...	1	12	21	22	33	24	30	43	20
5 persons.....	43	58	1	2	12	25	22	29	31	25	35	21
6 persons.....	27	51	...	...	7	18	20	23	34	20	25	13
7 persons or more.....	114	131	2	3	22	60	67	63	79	52	48	28
Median number of persons.....	6.1	3.4	...	...	3.1	5.0	5.7	3.6	5.2	3.5	3.7	3.1
PERSONS PER ROOM												
1.00 or less.....	60	380	3	5	67	62	52	150	76	169	101	67
1.01 to 1.50.....	47	99	...	3	17	37	39	54	54	52	46	20
1.51 or more.....	129	157	1	2	38	80	75	81	113	33	119	100
Not reported.....	11	41	1	...	3	2	2	3	3	3	15	4
*ELECTRIC LIGHTING												
Number reporting.....	...	645	...	20	95	...	...	255	...	235	...	...
With electric lights.....	...	360	...	15	35	...	...	150	...	155	...	...
*REFRIGERATION EQUIPMENT												
Number reporting.....	...	630	...	20	90	...	...	315	...	235	...	...
Mechanical.....	...	105	...	10	10	...	...	45	...	75	...	...
Ice.....	...	145	...	5	45	...	...	140	...	125	...	...
Other or none.....	...	380	...	5	35	...	...	130	...	35	...	...
*KITCHEN SINK												
Number reporting.....	...	560	...	10	125	...	...	285	...	280	...	...
With kitchen sink.....	...	35	...	5	15	...	...	20	...	40	...	...

## URBANIZED AREA MAPS

The 12 urbanized areas in Texas, for which statistics are shown in tables, are depicted in the following maps. The shaded areas, in combination, comprise the urbanized areas. To assist in locating the exact external boundaries of the areas, each boundary

feature (street segment, political boundary, or other) has been assigned a number. The boundary segments thus numbered are shown on the map and the features to which they apply are presented in the following key.

## KEY TO NUMBERED BOUNDARY SEGMENTS

## Amarillo Urbanized Area

(1) Corporate limits of Amarillo, (2) F. W. & D. C. R. R., (3) property line of American Zinc and Smelting Co., (4) corporate limits of Amarillo, (5) C. R. I. & G. Rwy., (6) extension of Bolton St. and Bolton St., (7) Industrial Ave., (8) corporate limits of Amarillo, (9) property line of Tradewind Airport.

## Austin Urbanized Area

**Main urbanized part:** (1) Corporate limits of Austin, (2) property line of University Airport, (3) corporate limits of Austin, (4) State Hwy. 29, (5) Rosewood Ave., (6) corporate limits of Austin, (7) Goodwin Ave., (8) Springdale Rd., (9) property line of Texas Oil Co., (10) extension of Shady Lane and Shady Lane, (11) Boggy Creek, (12) corporate limits of Austin, (13) East 5th St., (14) Shady Lane and Shady Lane extension, (15) Prec. 3-Prec. 6 line, (16) corporate limits of Austin, (17) property line of St. Edwards University, (18) property line of golf course, (19) I. & G. N. R. R., (20) property line of golf course,

(21) property line of Woodward Mfg. Co., (22) Prec. 5-Prec. 6 line, (23) I. & G. N. R. R., (24) I. & G. N. R. R. (Main Line), (25) Bannister Lane (South St.), (26) South 3d St., (27) Cardinal St. (North St.), (28) South 1st St., (29) Oak Crest Ave.

**Outlying urbanized parts:** (30) Bennett Ave., (31) fence line, (32) Blessing Ave., (33) Wheatley Ave., (34) Providence Ave., (35) Delmar Ave., (36) Bethun Ave., (37) Blackson Ave., (38) Providence Ave., (39) Wilks Ave., (40) Meador Ave., (41) Atkinson Rd., (42) State Hwy. 71, (43) Herrera St., (44) Hergotz Lane, (45) State Hwy. 71, (46) Saxon St., (47) Del Monte Rd., (48) McCarty St., (49) Ponca St. and Ponca St. extension, (50) unnamed stream, (51) private road.

## Beaumont Urbanized Area

(1) Corporate limits of Beaumont, (2) Kirby Canal, (3) Neches River, (4) corporate limits of Beaumont, (5) Neches River, (6) property line of Mobile Oil Refinery, (7) S. P. R. R. spur, (8) corporate limits of Beaumont, (9) Highland Ave., (10) S. P. R. R. spur, (11) S. P. R. R., (12) corporate limits of Beaumont, (13) Prec. 4-Prec. 6 line, (14) Willow Marsh Bayou, (15) Tyrell Park Rd.

## Corpus Christi Urbanized Area

**Main urbanized part:** (1) Corporate limits of Corpus Christi, (2) Corpus Christi Bay, (3) property line of Naval Air Station, (4) property line of Humble Camp, (5) Navy Blvd. (Lexington Blvd.), (6) Waldron Field Rd. (Flour-Navy Blvd.), (7) East Lakeside Dr., (8) Davis Dr., (9) Lexington Blvd., (10) Tom Graham Rd., (11) property line of Naval Air Station, (12) Cayo del Oso, (13) corporate limits of Corpus Christi, (14) property line of Oso Municipal Golf Course, (15) corporate limits of Corpus Christi, (16) power line, (17) power line, (18) corporate limits of Corpus Christi, (19) Brookdale Dr., (20) Sunnybrook Rd.,

(21) Johnston Dr., (22) McArdie Rd., (23) Chapman Ranch Rd., (24) corporate limits of Corpus Christi, (25) Roadtown St., (26) power line, (27) Country Rd., (28) power line, (29) corporate limits of Corpus Christi, (30) Villa Dr., (31) T.-M. R. R., (32) property line of Western Steel Co., (33) Villa Dr., (34) property line of Bauer Mfg. Co., (35) Baldwin Blvd., (36) Navigation Blvd., (37) State Hwy. 9, (38) McBride Lane, (39) power line, (40) Weil Rd.,

(41) power line, (42) McBride Lane, (43) Shell Rd., (44) property line of Corpus Christi College Academy, (45) property line of St. Theresa School and Chapel, (46) Dunn Rd. and Dunn Rd. extension, (47) Nueces Bay, (48) Lawrence Dr., (49) Navigation Blvd.

**Outlying urbanized part:** (50) Williams Dr., (51) Wasp Blvd. (Dump Rd.), (52) Holly Rd., (53) Everhart Rd.

## Dallas Urbanized Area

**Main urbanized part:** (1) Corporate limits of Dallas, (2) Northwest Hwy. (State Hwy. 114), (3) Old Dallas Rd. (Thalia Rd.), (4) Myrtle Springs Ave., (5) U. S. Hwy. 77, (6) corporate limits of Dallas, (7) Abernathy Ave., (8) Bagdad Ave., (9) Roselawn St., (10) Womack St., (11) extension of Porter Ave. and Porter Ave., (12) corporate limits of Dallas, (13) Samuel Blvd. (U. S. Hwy. 80), (14) Grove Hill Rd., (15) corporate limits of Dallas, (16) Military Pkwy., (17) Minta St. (Guy Turner Rd.), (18) Walter St., (19) Prairie Creek Rd., (20) Seyene Rd. (State Hwy. 352),

(21) corporate limits of Dallas, (22) Prairie Creek, (23) Lake June, (24) corporate limits of Lake June, (25) corporate limits of

Dallas, (26) Dixon Ave., (27) corporate limits of Dallas, (28) Dorris Ave., (29) Woodville St., (30) Rochester St., (31) corporate limits of Dallas, (32) Bexar St., (33) Keeler St., (34) Lincoln Manor Rd., (35) Donald St., (36) Bexar St., (37) high tension power line, (38) U. S. Hwy. 75, (39) H. T. C. R. R., (40) H. T. C. R. R. spur,

(41) U. S. Hwy. 75, (42) corporate limits of Dallas, (43) Forest Ave., (44) corporate limits of Dallas, (45) Cadillac St., (46) Sargent Rd., (47) property line of National Lead Co., (48) Sargent Rd., (49) Alex St., (50) property line of Skyline Airport, (51) extension of Arrow Rd. and Arrow Rd., (52) corporate limits of Dallas, (53) Prec. 1-Prec. 7 line, (54) Prec. 4-Prec. 7 line, (55) unnamed stream, (56) extension of Cherbourg St. and Cherbourg St., (57) Central Ave., (58) property line of Verson Mfg. Co., (59) U. S. Hwy. 75 (Miller Ferry Rd.), (60) corporate limits of Dallas,

(61) Bonnie View Rd., (62) Five Mile Creek, (63) corporate limits of Dallas, (64) corporate limits of Grand Prairie, (65) property line of North Texas Agricultural College, (66) Galveston St., (67) West 16th St., (68) corporate limits of Grand Prairie, (69) Dallas-Tarrant County line, (70) corporate limits of Grand Prairie, (71) Cupian Rd., (72) North St., (73) Eastland Ave., (74) Graham St., (75) Cole St., (76) 4th St., (77) Yeargan St., (78) Rineheart Dr., (79) Hensley Dr., (80) corporate limits of Grand Prairie,

(81) Dallas-Fort Worth Pike (U. S. Hwy. 80), (82) Idlewild Rd., (83) 1st St. (Jefferson Ave.), (84) corporate limits of Dallas, (85) property line of Lone Star Cement Co., (86) unnamed stream, (87) Hale Cement Co. R. R. spur, (88) Chalk Hill Rd., (89) Charles St. and Charles St. extension, (90) T. & P. R. R., (91) West Levee, (92) Lamar St. Viaduct, (93) East Levee, (94) extension of Cole Ave. and Cole Ave., (95) Industrial Blvd., (96) Oaklawn Ave., (97) corporate limits of Dallas, (98) Plantation Rd., (99) Wyche Blvd., (100) Record Crossing Rd.

**Outlying urbanized parts:** (101) Unnamed stream, (102) Old Dallas Rd. (Thalia Rd.), (103) Cole Rd., (104) Putnam Rd., (105) Francis Rd., (106) Nicholson Rd., (107) Joe Field Rd., (108) power line, (109) Brown Rd., (110) Reed Rd., (111) Forest Lane, (112) M. K. & T. R. R., (113) unnamed stream, (114) U. S. Hwy. 77, (115) Prec. 1-Prec. 4 line, (116) Sunbeam Ave., (117) Tune St., (118) Moonbright Ave. and Moonbright Ave. extension, (119) Prec. 1-Prec. 4 line, (120) Underwood Ave., (121) Briggs Hall St., (122) Roosevelt Ave., (123) Prec. 5-Prec. 7 line, (124) Camp Wisdom Rd., (125) Uhl Rd., (126) branch of Five Mile Creek, (127) extension of Franklin Ave. and Franklin Ave., (128) Jefferson Blvd., (129) Austin Ave., (130) property line of cemetery, (131) Dwight Ave., (132) Darwin St., (133) Bond Ave., (134) Darwin St., (135) Morocco Ave., (136) unnamed stream, (137) extension of Ira Ave. and Ira Ave., (138) Jefferson Blvd., (139) Kessler Outer Blvd., (140) U. S. Hwy. 80 (Dallas-Fort Worth Pike), (141) extension of Tatum Ave. (Travis Ave.), Tatum Ave. and extension of Tatum Ave., (142) Goodman St., (143) Morocco Ave., (144) Hale St., (145) Dwight Ave., (146) U. S. Hwy. 80 (Dallas-Fort Worth Pike),

(147) Shady Grove Rd., (148) Irving Heights Rd., (149) unnamed stream, (150) unnamed stream, (151) corporate limits of Irving, (152) unnamed stream, (153) extension of Salvation Army Rd., Salvation Army Rd. and extension of Salvation Army Rd., (154) Union Bower Rd., (155) English Rd., (156) Oak Lane and Oak Lane extension, (157) Nursery Rd., (158) Union Bower Rd., (159) Nursery Rd., (160) Hurwitz Dr., (161) Irving Heights Rd., (162) Kit-Lone Star Rd., (163) Wildwood Dr.

## El Paso Urbanized Area

(1) Corporate limits of El Paso, (2) North Loop Rd., (3) Half Moon Dr., (4) North Loop Dr., (5) Mesa Drain, (6) Bassett Dr., (7) El Paso Dr. (Loop Dr.), (8) Orchard Dr., (9) Maner Dr., (10) unnamed road, (11) Lafayette Dr., (12) Floyd Rd., (13) Hampton Rd., (14) North Loop Rd. (State Hwy. 76), (15) Lafayette Dr., (16) San Jose Rd., (17) McCune Dr., (18) Payne Dr., (19) La Senda Rd., (20) Wenda Way,

(21) San Jose Rd., (22) Orchard Dr., (23) Barton Rd., (24) Caroline Dr., (25) San Jose Rd., (26) Mesa Drain, (27) Franklin Rd., (28) Dale Rd., (29) Dodge Rd., (30) Stiles Rd., (31) Little Flower Rd., (32) U. S. Hwy. 80, (33) corporate limits of El Paso, (34) U. S. Hwy. 80-A, (35) property line of Ft. Bliss Military Reservation, (36) International boundary line, (37) New Mexico-Texas State line, (38) S. P. R. R.

**Fort Worth Urbanized Area**

Main urbanized part: (1) Corporate limits of Fort Worth, (2) unnamed stream, (3) Hodgkins Rd., (4) Edgemere Pl., (5) corporate limits of Lake Worth Village, (6) corporate limits of Sansom Park Village, (7) Sherman Ave., (8) 30th St., (9) corporate limits of Fort Worth, (10) Ten Mile-Azle Rd., (11) property line of Trinity Portland Cement Co., (12) corporate limits of Fort Worth, (13) property line of Sinclair Refinery, (14) property line of Lone Star Gas Co., (15) property line of Civil Aeronautics Authority, (16) Haslet Rd., (17) Terminal St., (18) corporate limits of Fort Worth, (19) property line of Consolidated Chemical Co., (20) F. W. & D. C. R. R., (21) S. L. & S. W. R. R., (22) Alta Vista Rd., (23) corporate limits of Haltom City, (24) corporate limits of Oak Knoll, (25) corporate limits of Fort Worth, (26) Stalcup Mastin Street Rd., (27) Wildcat Branch of Village Creek, (28) Village Creek Rd., (29) Fitzhugh St. (Anderson St.), (30) Langston St., (31) corporate limits of Fort Worth, (32) corporate limits of Forest Hill, (33) corporate limits of Fort Worth, (34) southernmost track of Lancaster R. R. yards, (35) corporate limits of Fort Worth, (36) corporate limits of White Settlement, (37) property line of Monarch Mfg. Co., (38) corporate limits of White Settlement.

Nonurbanized enclaves: (39) Corporate limits of White Settlement (excluding White Settlement), (40) corporate limits of Fort Worth (excluding Fort Worth), (41) corporate limits of Lake Worth Village (excluding Lake Worth Village), (42) corporate limits of Sansom Park Village (excluding Sansom Park Village), (43) corporate limits of Fort Worth (excluding Fort Worth).

Outlying urbanized part: (44) Corporate limits of Saginaw.

**Galveston Urbanized Area**

(1) Corporate limits of Galveston, (2) Gulf of Mexico, (3),

extension of unnamed road and unnamed road, (4) Old "S" Rd., (5) property line of Galveston Municipal Airport.

**Houston Urbanized Area**

Main urbanized part: (1) Corporate limits of Houston, (2) North Sheppard Rd., (3) Davidson St., (4) Drake St., (5) Mansfield St., (6) Richmond Ave., (7) Fairfield St., (8) unnamed street, (9) unnamed stream, (10) extension of Pierce St. and Pierce St., (11) North Star Rd., (12) Carver St., (13) West Montgomery Rd., (14) Hampton Rd., (15) Beckley St., (16) Dewalt St., (17) Geraldine St., (18) Cecil Dr., (19) Ringold St., (20) Banjo Ave.,

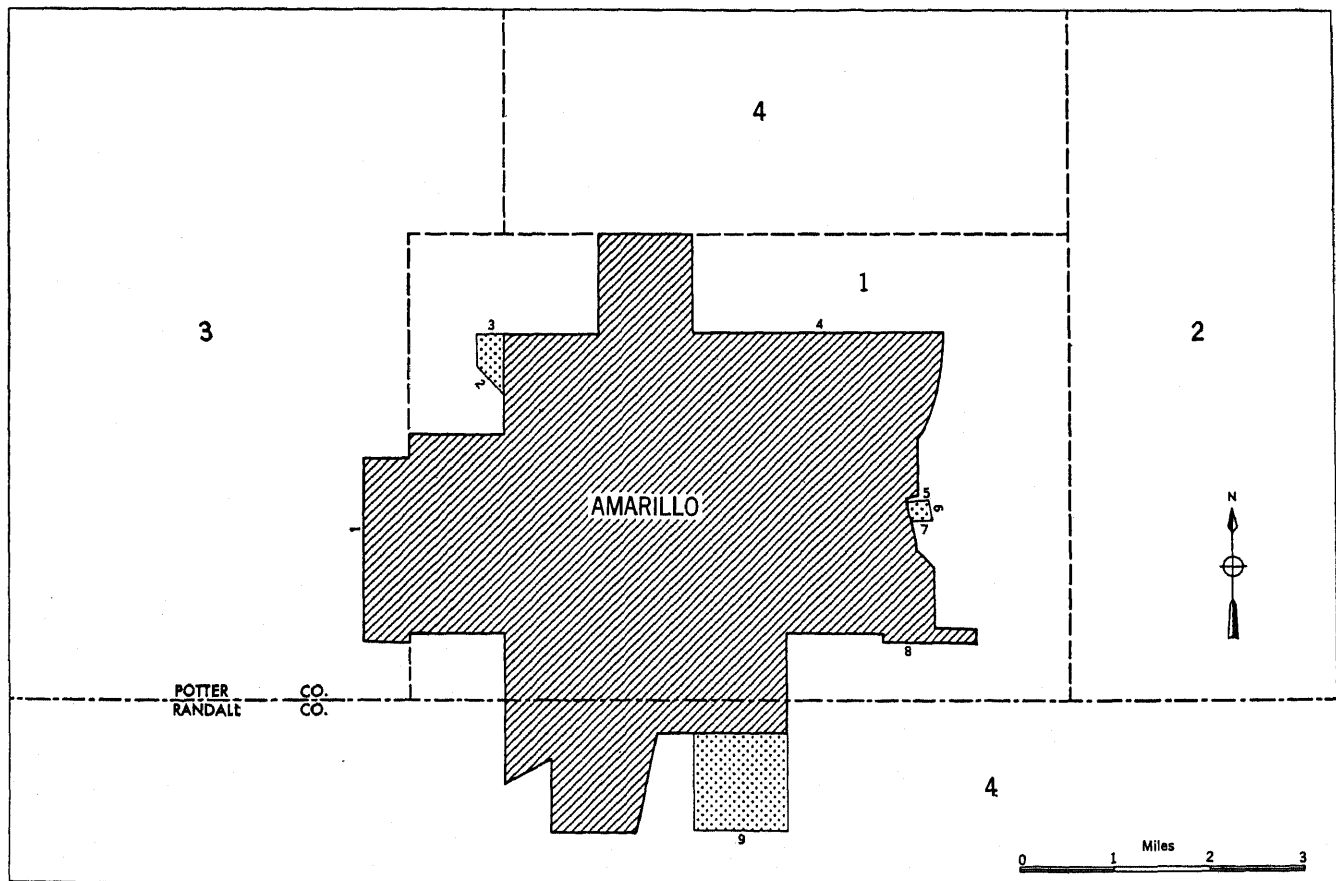
(21) Little York School Rd., (22) North Sheppard Rd., (23) Womack St., (24) Old Stuebner Airline Rd., (25) Hamilton St., (26) Yale St., (27) Ishmael St., (28) drainage ditch, (29) Norman St., (30) Nordling St., (31) Coghill St., (32) Airline Rd., (33) Rittenhouse Rd., (34) Bauman Rd., (35) Turner St., (36) corporate limits of Houston, (37) Hardy St., (38) Hopper St., (39) Selinski St., (40) Chamberlain St.,







(41) Prec. 1-Prec. 4 line, (42) Little York School Rd., (43) Humble Rd. (U. S. Hwy. 59), (44) Mt. Houston Rd., (45) Gloger Rd., (46) drainage ditch, (47) Humble Rd. (U. S. Hwy. 59), (48) Brunswick St., (49) H. E. & W. T. R. R., (50) Hopper St., (51) branch of Halls Bayou, (52) Cedar Hill St., (53) United St., (54) Little York School Rd., (55) Humble Rd. (U. S. Hwy. 59), (56) corporate limits of Houston, (57) unnamed road and unnamed road extension, (58) drainage ditch, (59) extension of unnamed road and unnamed road, (60) corporate limits of Houston,

(61) Prec. 1-Prec. 2 line, (62) Settegast Rd., (63) Lev Rd., (64) East Houston Rd., (65) Prec. 1-Prec. 2 line, (66) Allwright Rd., (67) Hunting Bayou, (68) unnamed road, (69) corporate

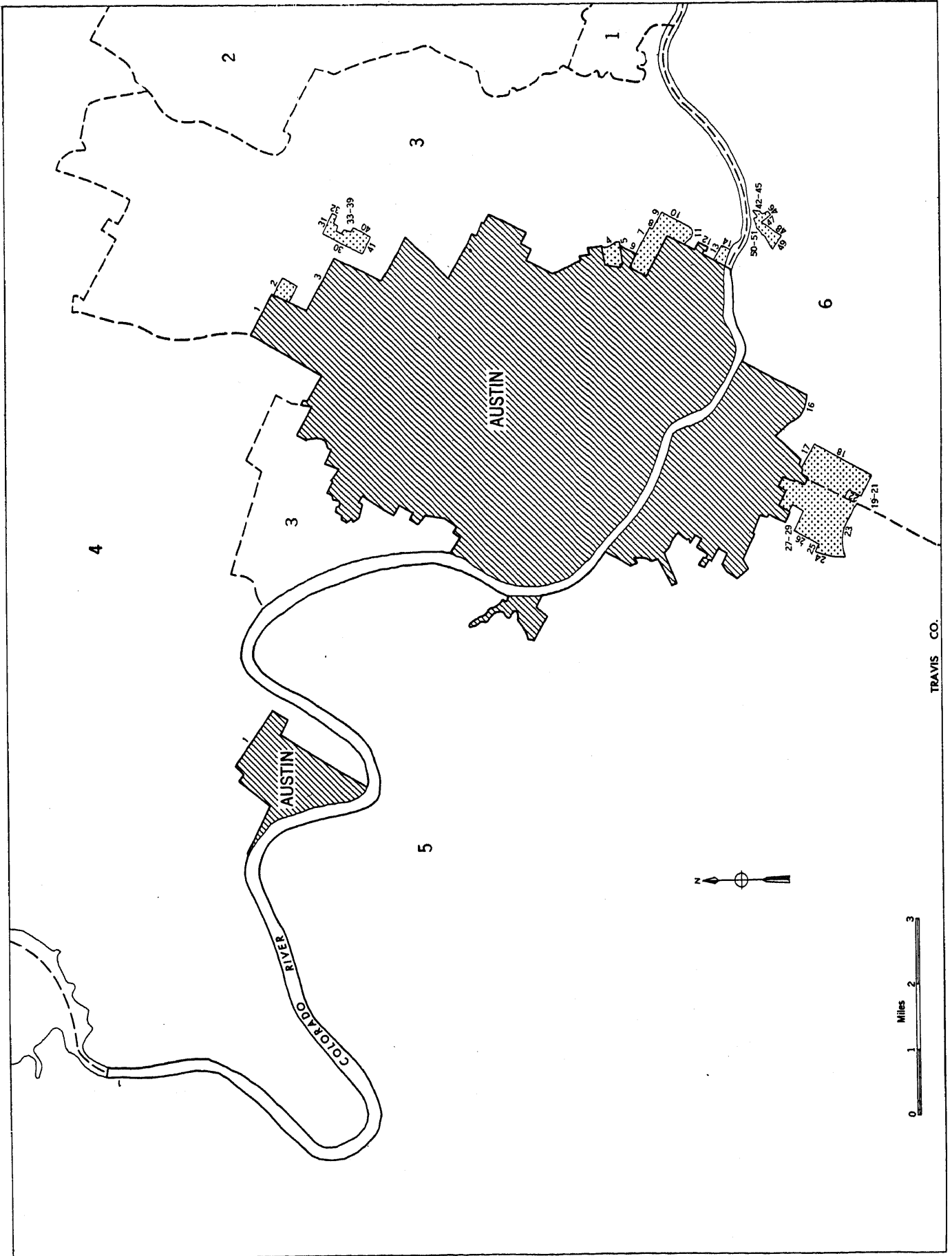
(Continued on p. 43-259)

**AMARILLO URBANIZED AREA**

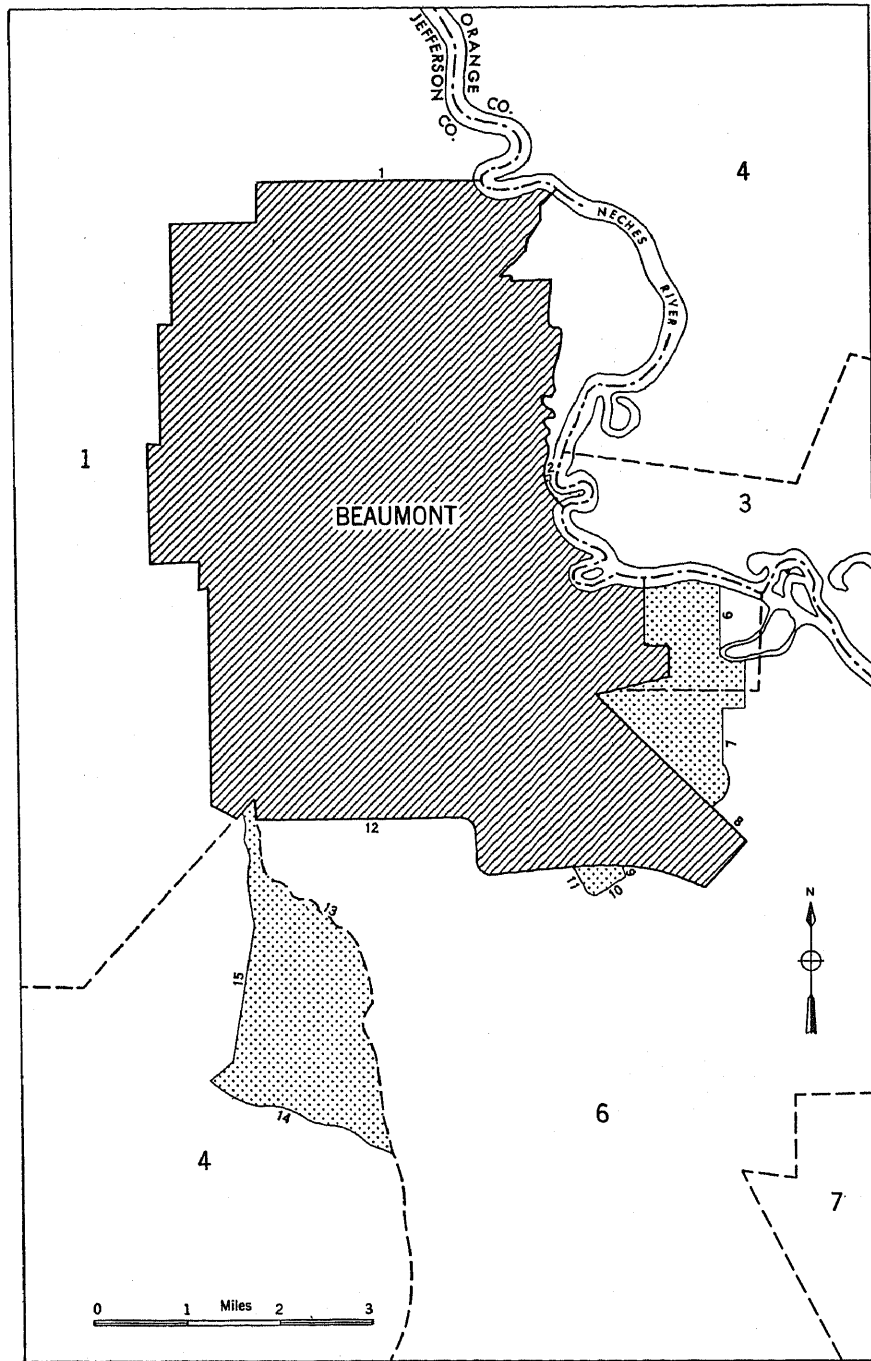


-  Incorporated parts
-  Unincorporated parts
-  12 Numbered boundary segments
-  State line
-  County line
-  Minor civil division line

AUSTIN URBANIZED AREA

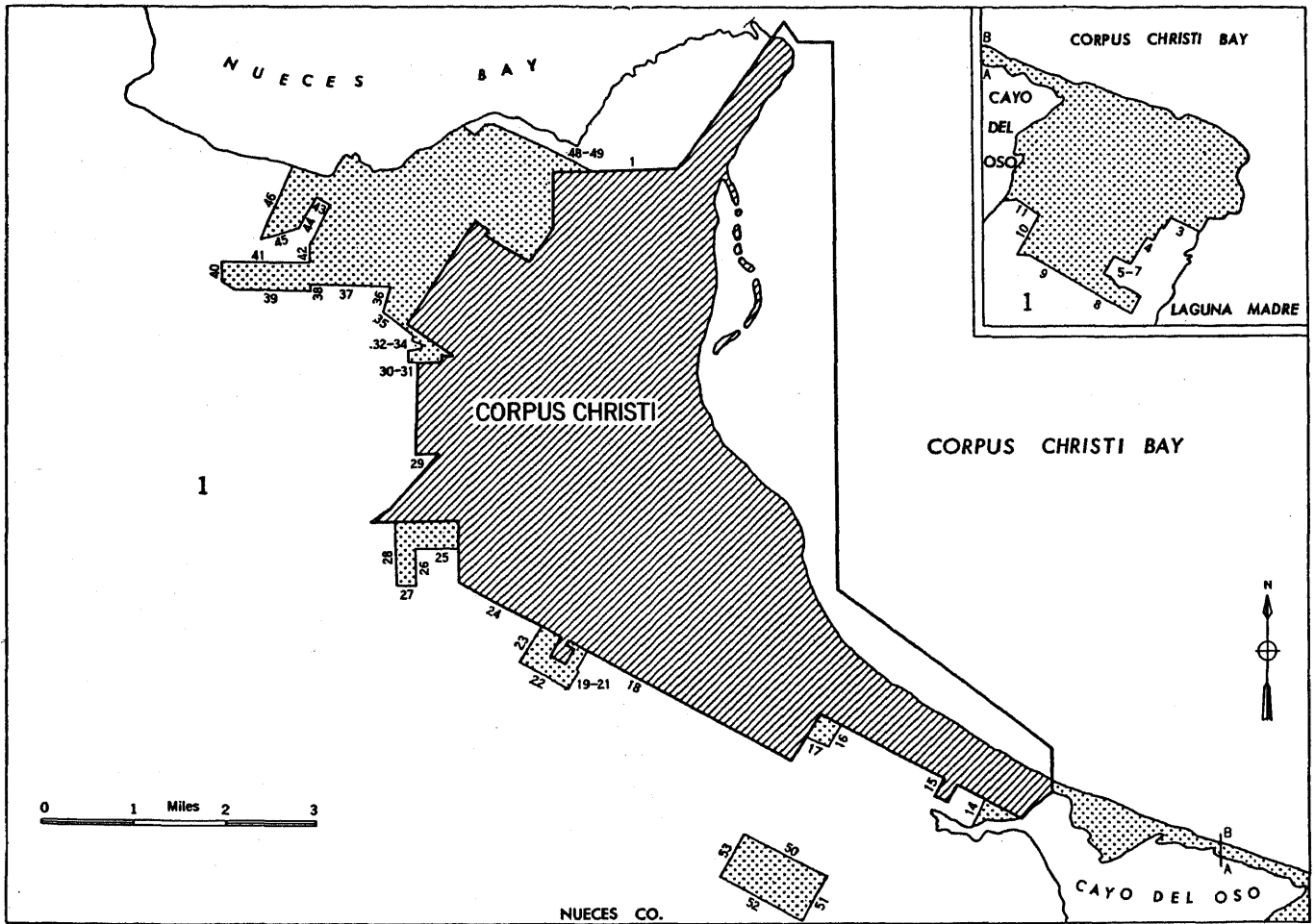


HOUSING—GENERAL CHARACTERISTICS  
 BEAUMONT URBANIZED AREA



- |   |                            |  |                           |
|---|----------------------------|--|---------------------------|
|  | Incorporated parts         |  | State line                |
|  | Unincorporated parts       |  | County line               |
| 12  | Numbered boundary segments |  | Minor civil division line |

# CORPUS CHRISTI URBANIZED AREA



Incorporated parts



Unincorporated parts

12

Numbered boundary segments



State line

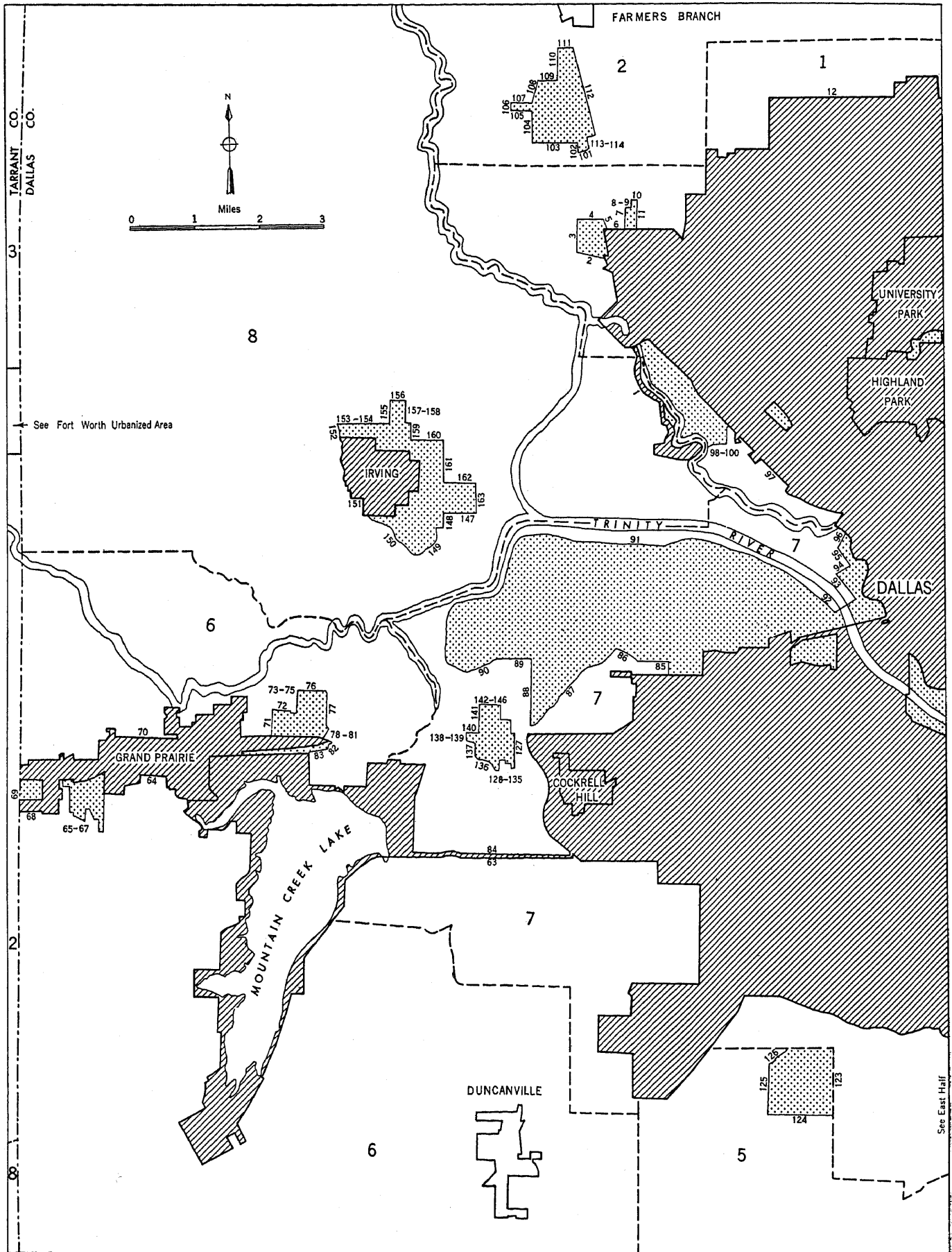


County line



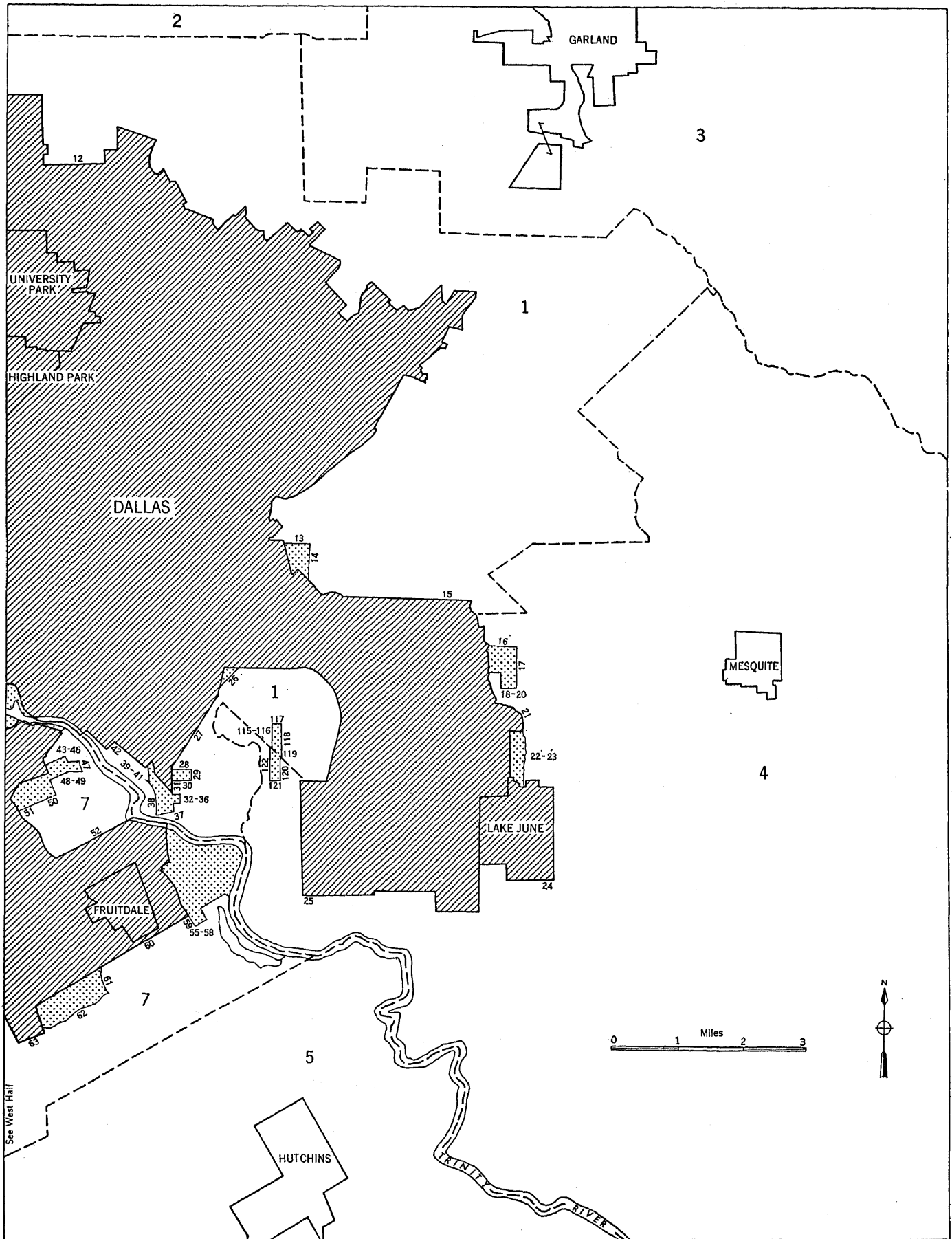
Minor civil division line

# HOUSING—GENERAL CHARACTERISTICS DALLAS URBANIZED AREA—WESTERN PART

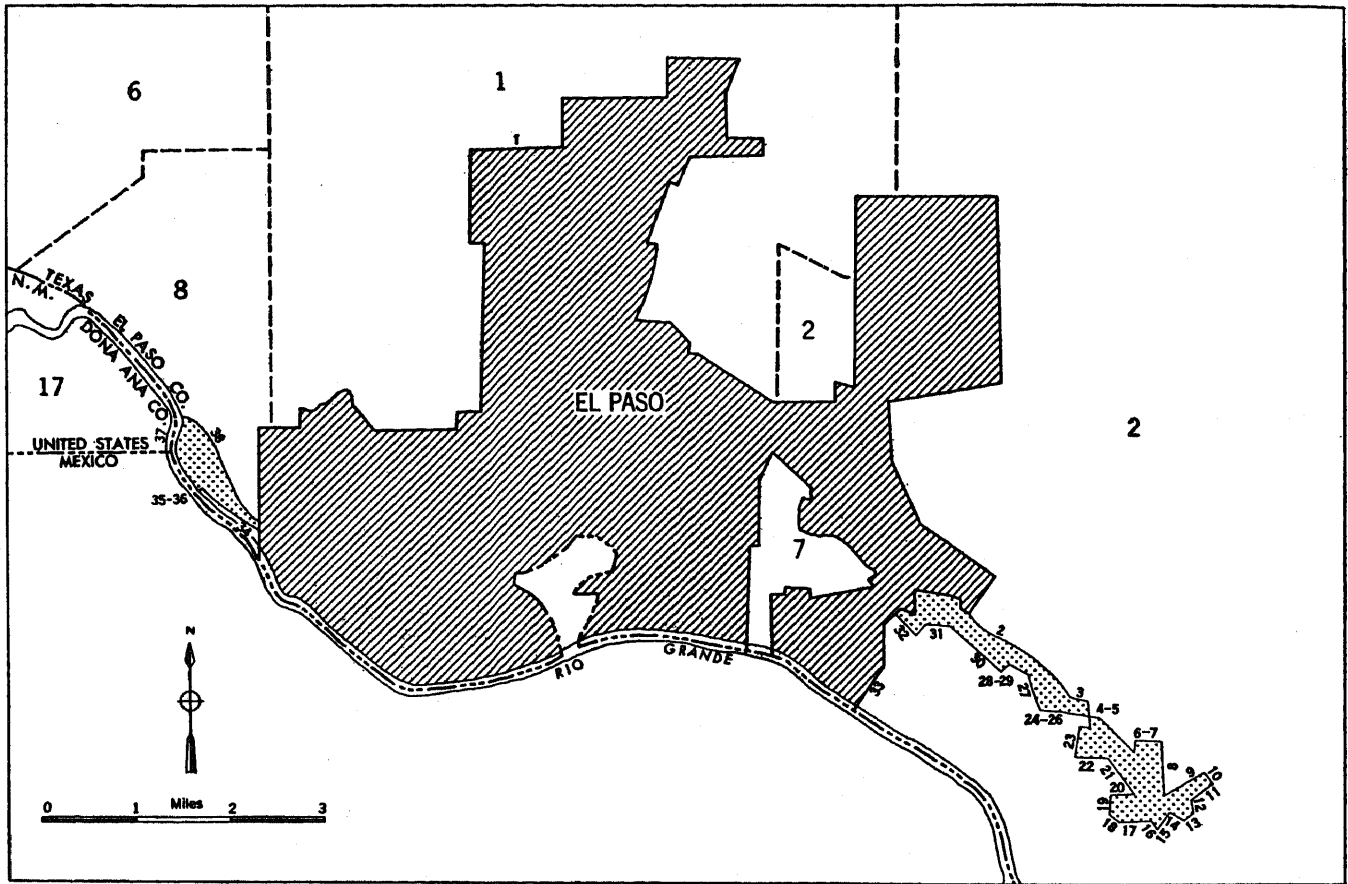









DALLAS URBANIZED AREA—EASTERN PART



EL PASO URBANIZED AREA



-  Incorporated parts
-  Unincorporated parts
- 12** Numbered boundary segments

-  State line
-  County line
-  Minor civil division line

limits of Houston, (70) Market St., (71) Maxey Rd., (72) unnamed stream, (73) Prec. 2-Prec. 3 line, (74) property line of Nyotex Chemical Inc., (75) Prec. 2-Prec. 3 line, (76) Prec. 3-Prec. 8 line, (77) property line of Diamond Alkali Co., (78) Houston Ship Channel right-of-way, (79) corporate limits of Pasadena, (80) corporate limits of Deer Park and La Porte,

(81) corporate limits of Morgans Point, (82) corporate limits of La Porte, (83) corporate limits of Houston, (84) Chocolate Bayou Rd., (85) drainage ditch, (86) extension of Washington St. and Washington St., (87) Holmes Rd., (88) corporate limits of Houston, (89) Main Street Rd., (90) G. H. & S. A. R. R., (91) I. & G. N. R. R., (92) I. & G. N. R. R. spur.

**Nonurbanized enclave:** (93) Corporate limits of Pasadena (excluding Pasadena), (94) corporate limits of Deer Park (excluding Deer Park), (95) corporate limits of La Porte (excluding La Porte), (96) corporate limits of Houston (excluding Houston).

**Outlying urbanized part:** (97) Uvalde St., (98) Bandera St., (99) Ironwood St., (100) Brownwood St., (101) Frankie St., (102) Corpus Christi St., (103) Hollywood St., (104) Bandera St., (105) Manor St., (106) Market St.

### Port Arthur Urbanized Area

**Main urbanized part:** (1) Wilson St., (2) Roosevelt St. and Roosevelt St. extension, (3) K. C. S. R. R., (4) Country Club St., (5) property line of Atlantic Oil Co., (6) Prec. 2-Prec. 7 line, (7) Neches St., (8) Country Club St., (9) McKinley St., (10) 30th St., (11) drainage ditch, (12) Prec. 2-Prec. 7 line, (13) K. C. S. R. R., (14) corporate limits of Lakeview, (15) corporate limits of Port Arthur, (16) Sabine-Neches Canal, (17) Prec. 2-Prec. 3 line, (18) unnamed ditch, (19) property line of Gulf Oil Co., (20) Salt Bayou,

(21) unnamed canal, (22) Prec. 2-Prec. 3 line, (23) Alligator Bayou, (24) property line of Texas Oil Co., (25) Port Arthur Waterworks Canal, (26) Woodworth Blvd., (27) corporate limits of Port Arthur, (28) corporate limits of Pear Ridge, (29) corporate limits of Griffing Park, (30) State Hwy. 347, (31) Groves St., (32) Prec. 2-Prec. 7 line, (33) Jackson St., (34) Grant St., (35) Monroe St., (36) Cleveland St.

**Outlying urbanized parts:** (37) Property line of Jefferson Chemical Refinery, (38) Port Neches-Groves Rd., (39) New Cut-off, (40) Neches Junction Rd., (41) property line of Hammond Iron Works, (42) drainage ditch, (43) Main St., (44) corporate limits of Port Neches, (45) Bluff St., (46) corporate limits of Nederland, (47) State Hwy. 347, (48) property line of Magnolia Petroleum Co., (49) Prec. 2-Prec. 7 line, (50) Lambeth Rd., (51) Hording St., (52) corporate limits of Nederland, (53) State Hwy. 347, (54) unnamed road, (55) California Ave., (56) Spring St., (57) Pickford Rd., (58) Spurlock Rd. and Spurlock Rd. extension, (59) property line of Pure Oil Co., (60) swamp edge, (61) Jefferson-Orange County line, (62) property line of Magnolia Petroleum Co., (63) Neches St., (64) Orchard Ave., (65) Port Neches-Groves Rd., (66) 1st St., (67) power line, (68) 9th St., (69) State Hwy. 347.

### San Antonio Urbanized Area

**Main urbanized part:** (1) Corporate limits of San Antonio, (2) Rittiman Rd., (3) W. W. White Rd., (4) M. K. & T. R. R., (5) property line of Texas Oil Co. Refinery, (6) W. W. White Rd., (7) Benz-Engelman Rd., (8) M. K. & T. R. R., (9) Seguin Rd., (10) corporate limits of San Antonio, (11) Aransas Ave., (12)

extension of Davis Ave. and Davis Ave., (13) Nebraska St., (14) corporate limits of San Antonio, (15) Amanda Ave., (16) "N" St., (17) Aurelia Ave., (18) "L" St., (19) James Ave., (20) "K" St.,

(21) corporate limits of San Antonio, (22) Carter Ave., (23) Gonzales Rd. (Sulphur Springs Rd.), (24) "O" St., (25) Amanda Ave., (26) Gonzales Rd., (27) Artesian Rd., (28) "N" St., (29) Salado Creek, (30) Gonzales Rd., (31) Artesia Rd., (32) Sulphur Springs Rd., (33) Tilton Rd., (34) Smallwood Dr., (35) Vista St., (36) extension of Arrid Rd., (37) corporate limits of San Antonio, (38) Hot Wells Blvd., (39) Hillje St., (40) Koehler Ct.,

(41) corporate limits of San Antonio, (42) property line of Mission Burial Park, (43) Prec. 6-Prec. 7 line, (44) property line of Mission Burial Park, (45) corporate limits of San Antonio, (46) U. S. Hwy. 281 (State Hwy. 66), (47) extension of Bernard Dr. and Bernard Dr., (48) Leah Dr., (49) Sams Dr., (50) Eleanor Dr., (51) Ashley Rd., (52) corporate limits of San Antonio, (53) Somerset Rd., (54) Palo Alto Rd., (55) Yuma Rd., (56) Somerset Rd., (57) Baltimore Ave., (58) Mesa St., (59) Pitluk Ave., (60) Laredo Hwy.,

(61) Baltimore Ave., (62) Quintana Rd., (63) Prec. 5-Prec. 6 line, (64) property line of Kelly Air Force Base, (65) Prec. 5-Prec. 6 line, (66) Leon Creek, (67) Frio City Rd., (68) Military Dr., (69) property line of Lackland Air Force Base, (70) Prec. 2-Prec. 5 line, (71) Leon Creek, (72) property line of Lackland Air Force Base, (73) property line of Kelly Air Force Base, (74) property line of Roselawn Cemetery, (75) Roselawn St., (76) Cupples Rd., (77) West Jewell St., (78) G. H. & S. A. R. R., (79) corporate limits of San Antonio, (80) Guana-Juato Ave.,

(81) Cenizo Ave., (82) Ceralvo St., (83) Dahlgreen Ave., (84) corporate limits of San Antonio, (85) Brendell Blvd., (86) Hancock St., (87) Woodlawn Blvd., (88) corporate limits of San Antonio, (89) Ligustrum Dr., (90) corporate limits of San Antonio, (91) McLean Rd.

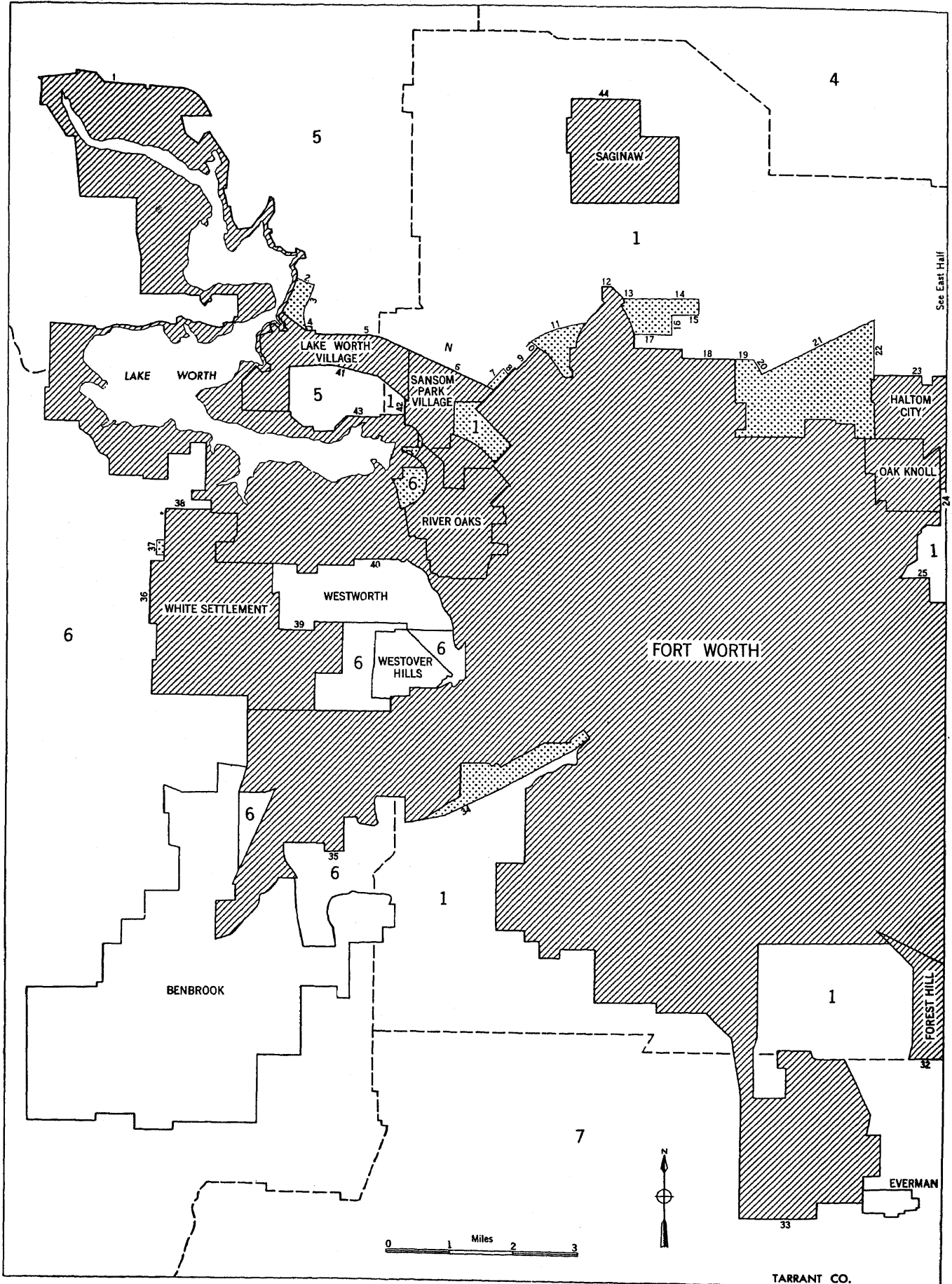
**Outlying urbanized parts:** (92) Grobe Rd., (93) power line, (94) Holmgreen Rd., (95) Schumacher Rd., (96) Rice Rd., (97) Hein Rd., (98) W. W. White Rd., (99) power line, (100) Roesler Rd., (101) Ellis Rd., (102) Holmgreen Rd., (103) Gonzales Rd., (104) Mission Rd., (105) Mission Dr., (106) Corpus Christi Hwy. (U. S. Hwy. 181), (107) S. A. & A. P. R. R. spur, (108) Corpus Christi Rd., (109) Military Hwy., (110) Goliad Rd., (111) property line of Brooks Air Force Base, (112) Corpus Christi Rd., (113) power line, (114) Corpus Christi Hwy. (U. S. Hwy. 181), (115) irrigation ditch, (116) Villamein Rd., (117) Mission Dr., (118) property line of San Juan de Capistrano Mission, (119) Prec. 6-Prec. 7 line.

### Waco Urbanized Area

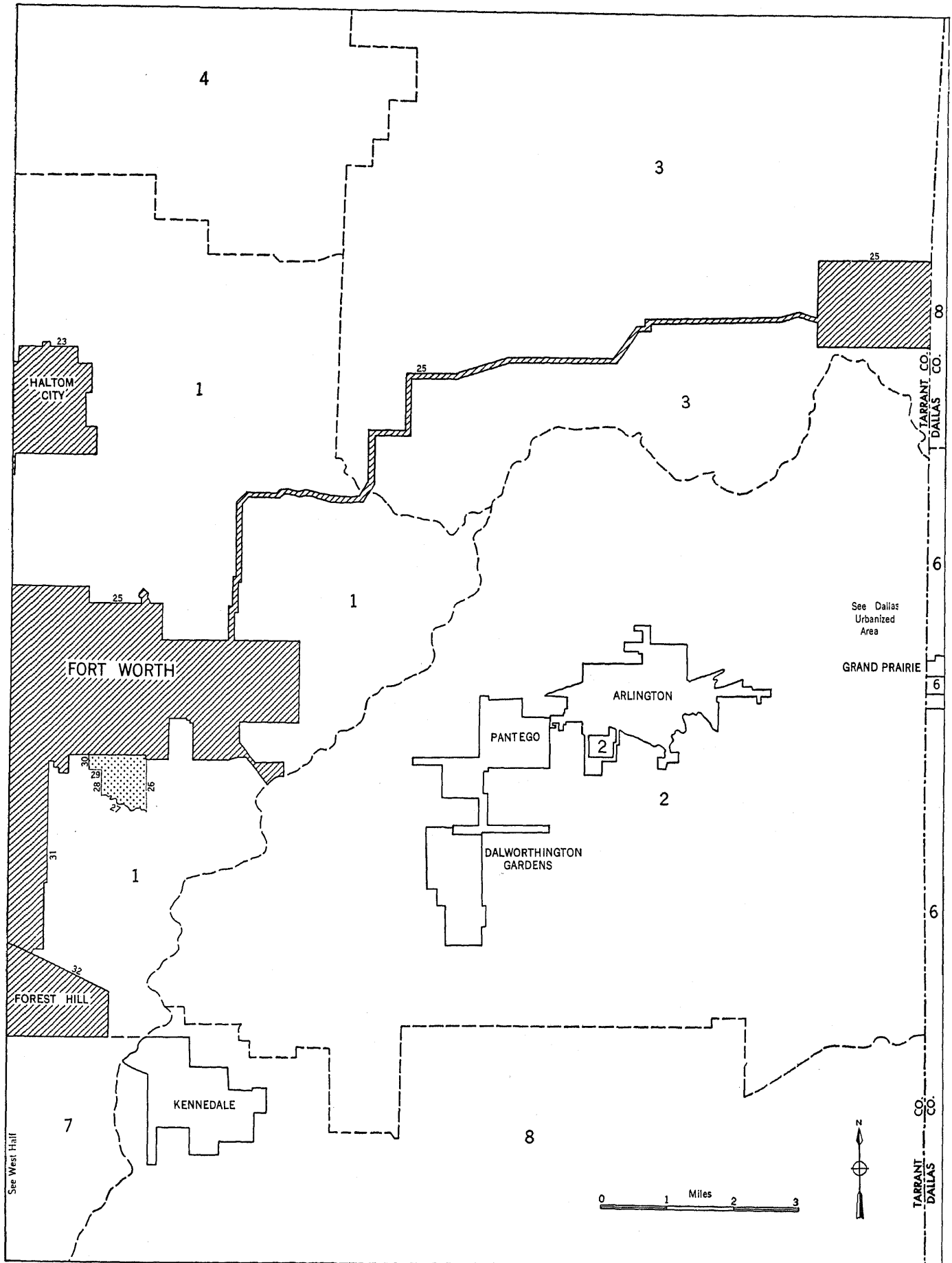
(1) Corporate limits of Waco, (2) Dripping Springs Rd., (3) property line of Borden Co., (4) M. & T. C. Rwy., (5) Texas St., (6) State St., (7) Dunbar St., (8) State St., (9) Old Dallas Rd., (10) State St., (11) Ike St., (12) Seley St., (13) T. E. R. R., (14) ditch (west of Grossmont St.), (15) Old Dallas Rd., (16) Hogan Lane, (17) Wheeler St. and Wheeler St. extension, (18) M. K. & T. R. R. spur and M. K. & T. R. R., (19) Central St., (20) Mt. Calm Rd.,

(21) unnamed stream, (22) I. & G. N. R. R., (23) Orchard Lane, (24) U. S. Hwy. 81, (25) Smith St., (26) I. & G. N. R. R., (27) corporate limits of Waco, (28) M. K. & T. R. R., (29) M. K. & T. R. R. spur, (30) corporate limits of Waco, (31) corporate limits of Beverly Hills, (32) corporate limits of Waco, (33) corporate limits of Beverly Hills.

HOUSING—GENERAL CHARACTERISTICS  
FORT WORTH URBANIZED AREA—WESTERN PART

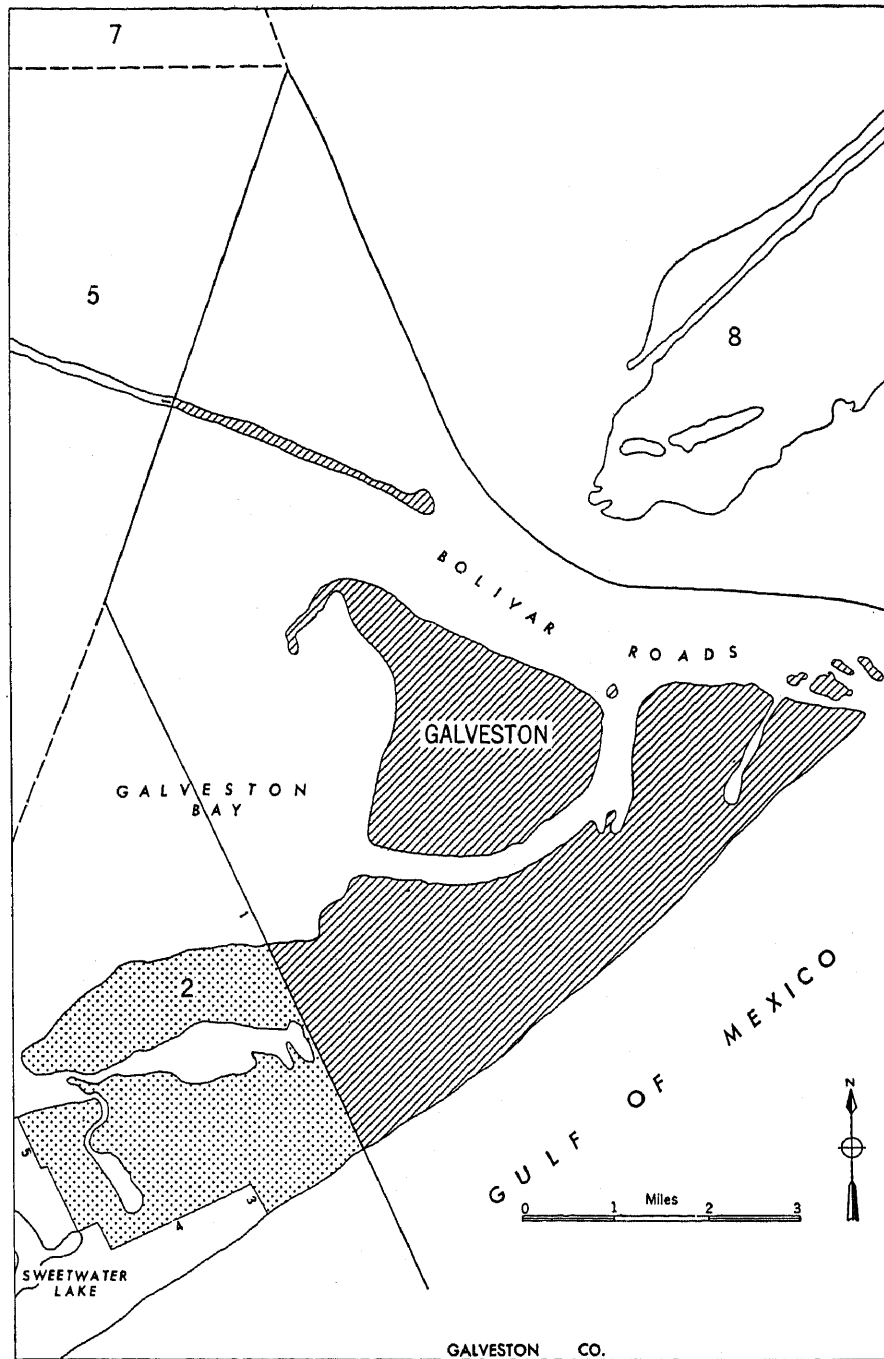


FORT WORTH URBANIZED AREA—EASTERN PART



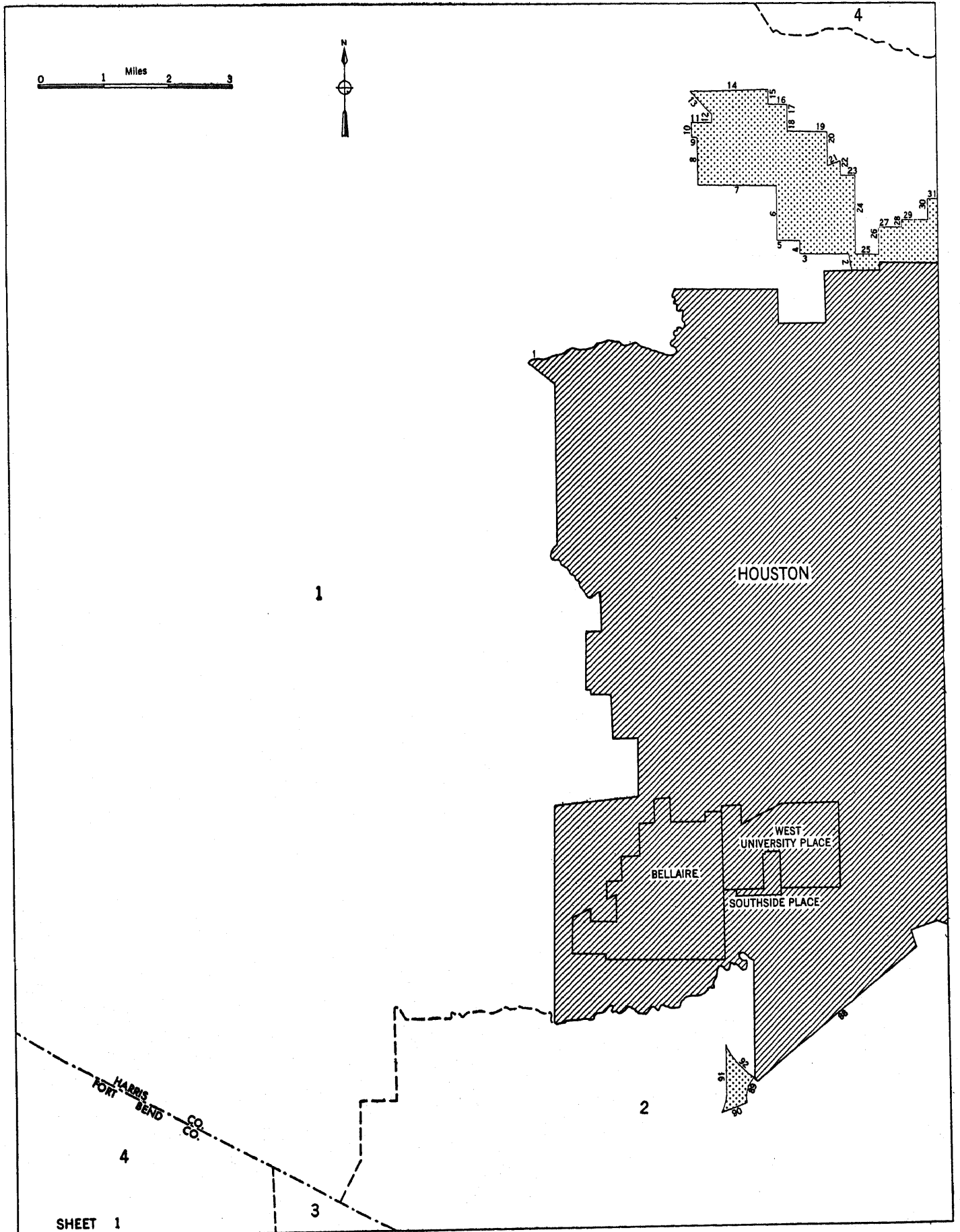
# HOUSING—GENERAL CHARACTERISTICS

## GALVESTON URBANIZED AREA

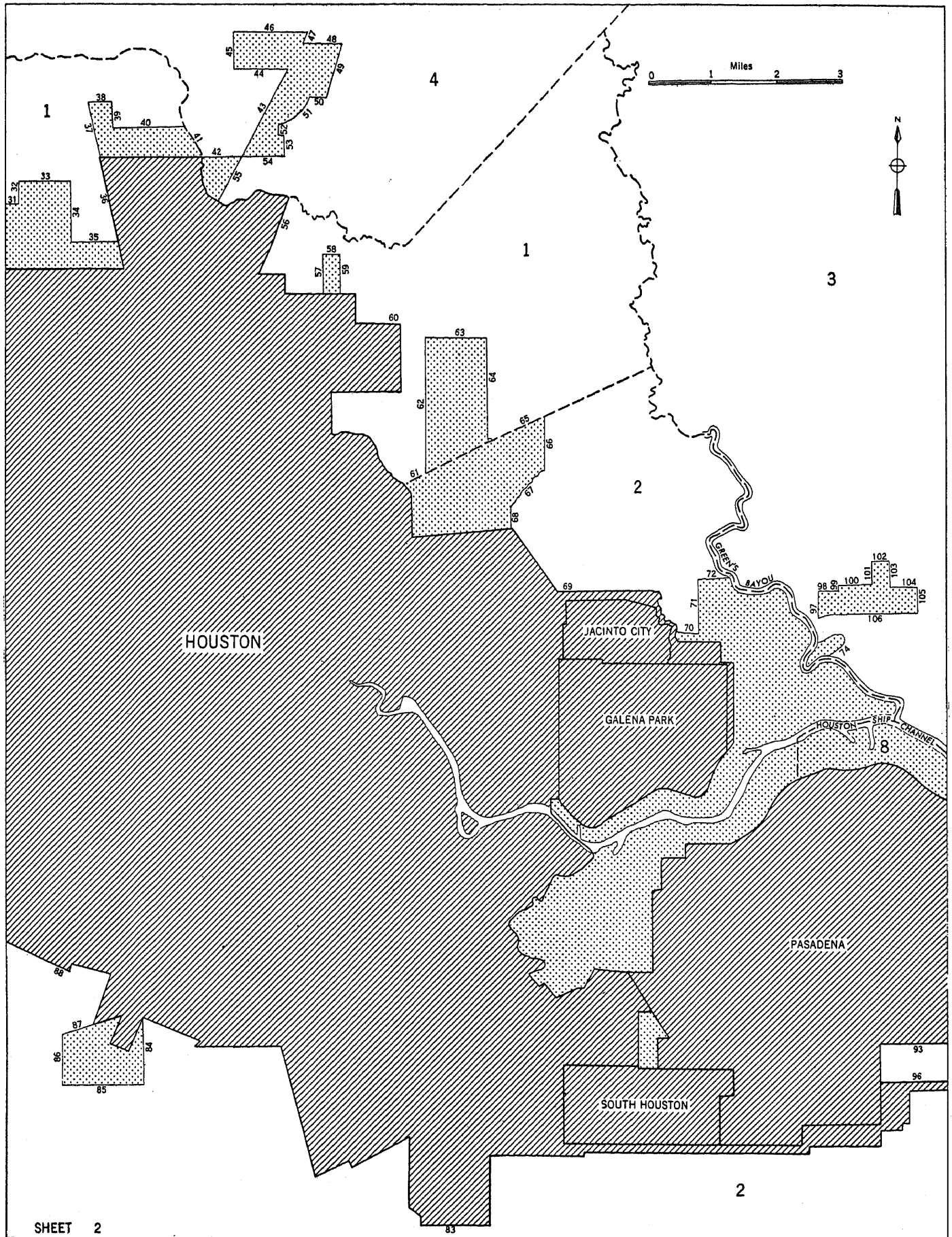


- |   |                            |  |                           |
|---|----------------------------|--|---------------------------|
|  | Incorporated parts         |  | State line                |
|  | Unincorporated parts       |  | County line               |
| 12  | Numbered boundary segments |  | Minor civil division line |

HOUSTON URBANIZED AREA—SECTION 1

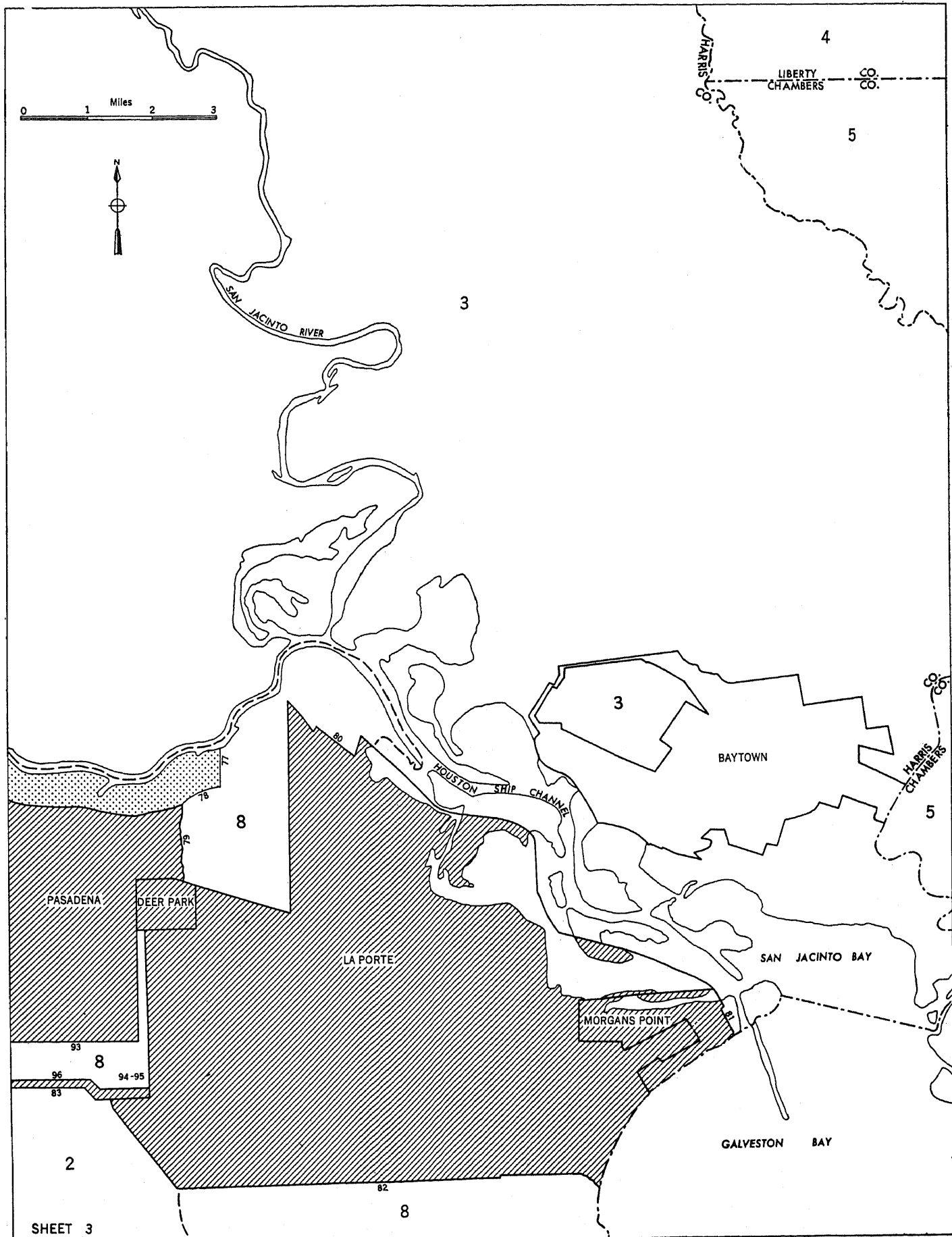


HOUSING—GENERAL CHARACTERISTICS  
HOUSTON URBANIZED AREA—SECTION 2



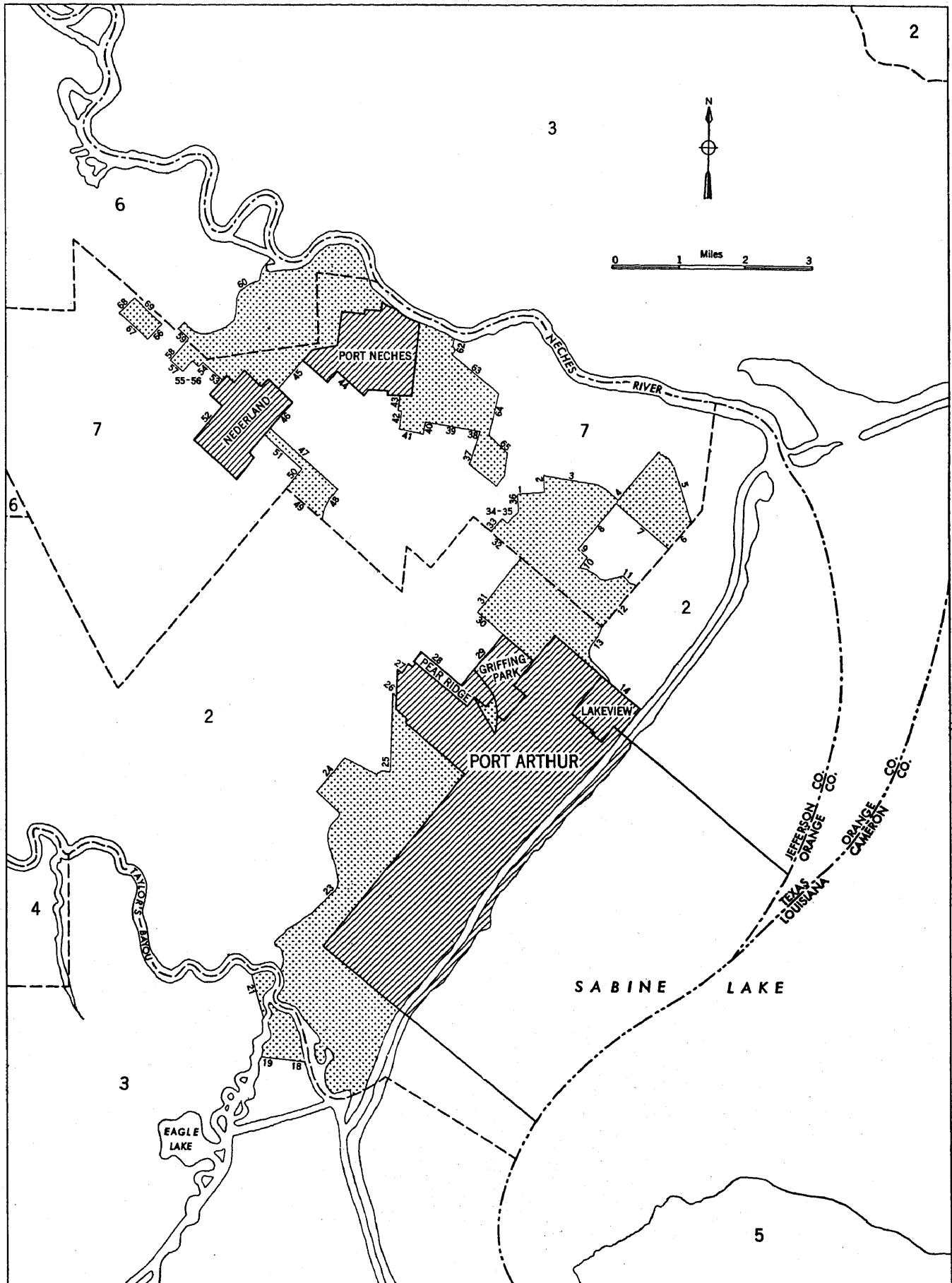


HOUSTON URBANIZED AREA—SECTION 3

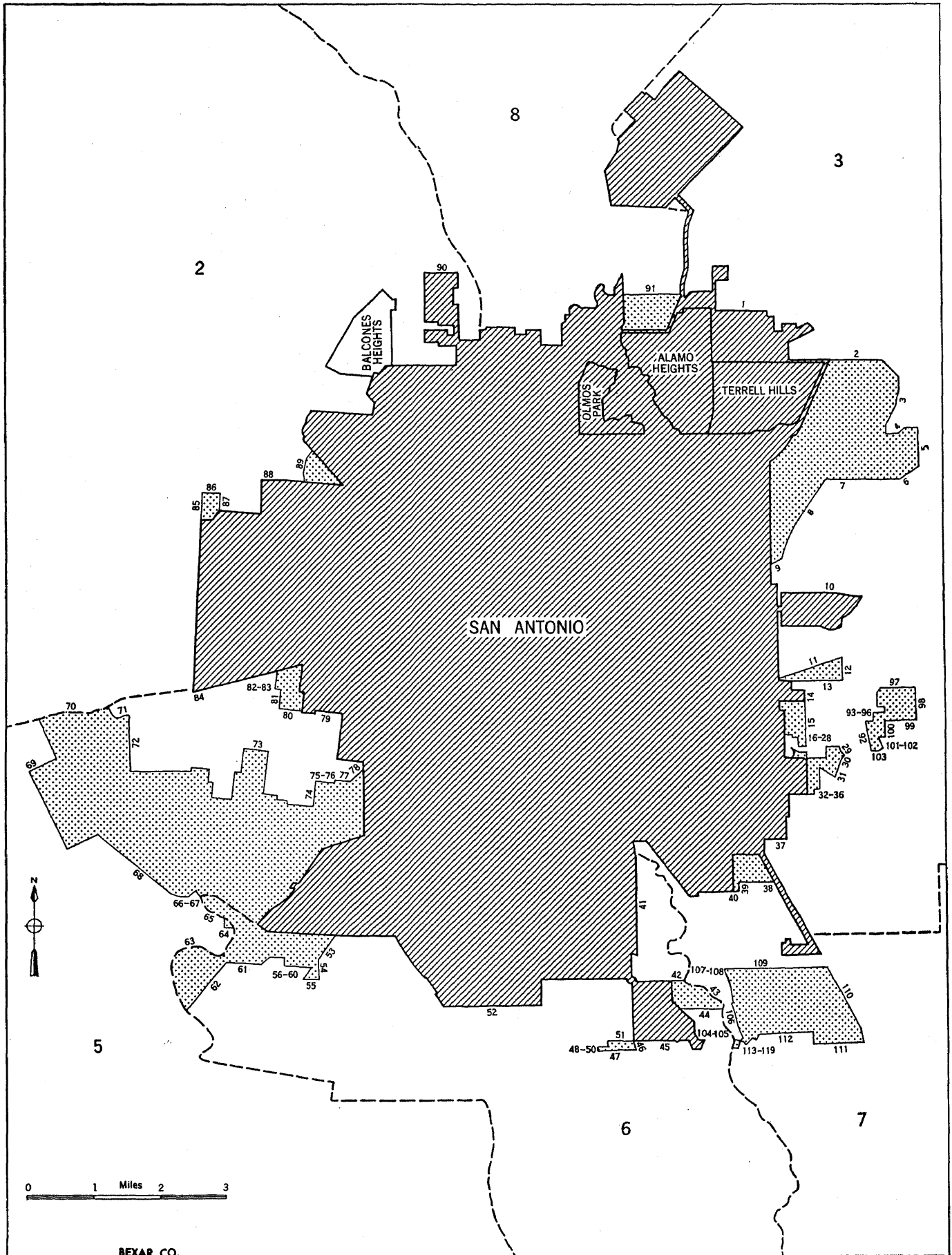


# HOUSING—GENERAL CHARACTERISTICS

## PORT ARTHUR URBANIZED AREA

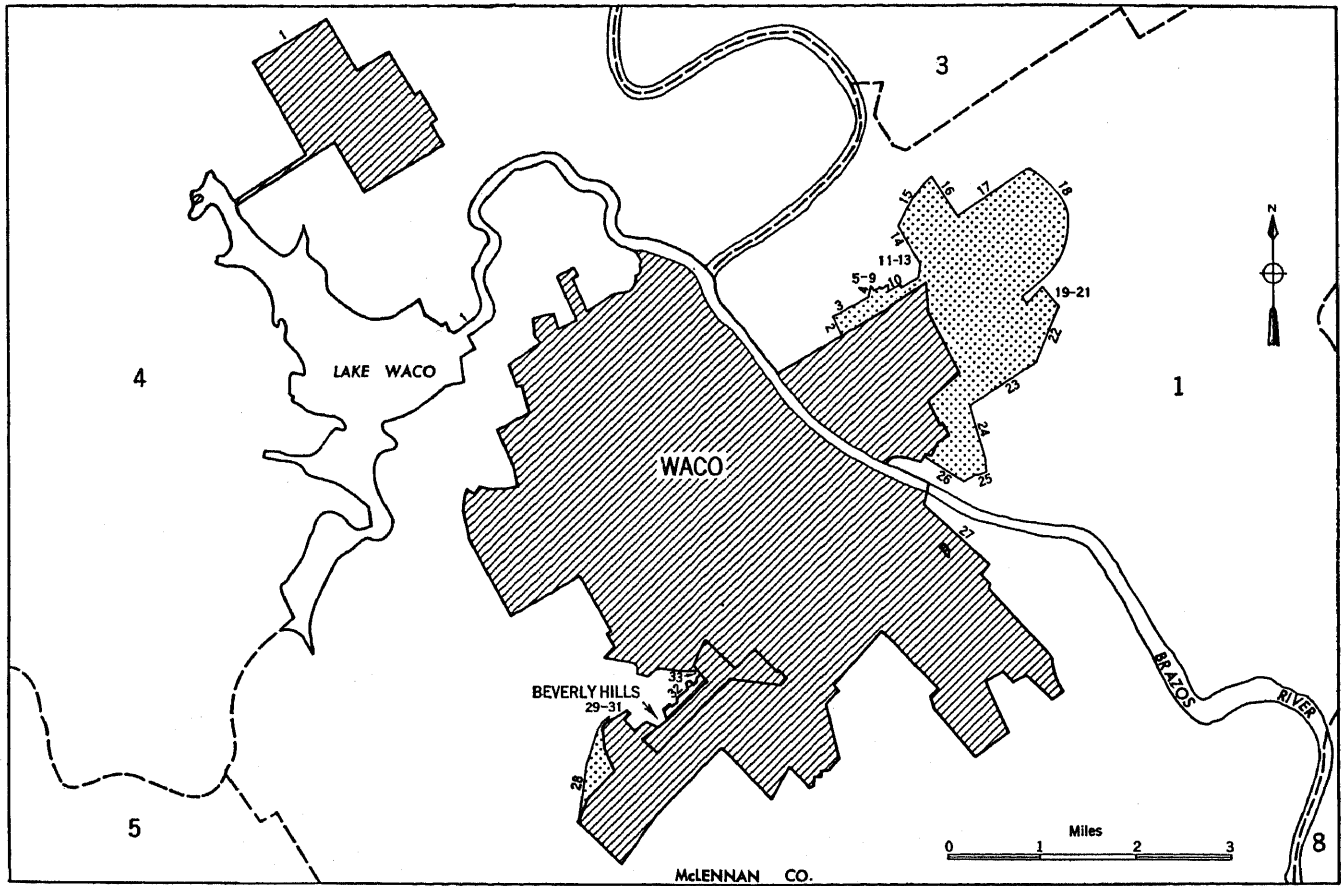


SAN ANTONIO URBANIZED AREA



HOUSING—GENERAL CHARACTERISTICS

WACO URBANIZED AREA



Incorporated parts



Unincorporated parts

12

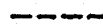
Numbered boundary segments



State line



County line



Minor civil division line