SPECIAL REPORT
P-E NO. 5B

1950 UNITED STATES CENSUS OF POPULATION

U. S. DEPARTMENT OF COMMERCE • BUREAU OF THE CENSUS



EDUCATION

UNITED STATES CENSUS of POPULATION: 1950

U. S. DEPARTMENT OF COMMERCE
SINCLAIR WEEKS, *Secretary*

BUREAU OF THE CENSUS
ROBERT W. BURGESS, *Director*
(From Feb. 5, 1953)
ROY V. PEEL, *Director*
(To Feb. 4, 1953)



SPECIAL REPORTS

EDUCATION

Prepared under the supervision of

Howard G. Brunsman, Chief

Population and Housing Division

1950 POPULATION CENSUS REPORT P–E NO. 5B

PREPRINT OF VOLUME IV, PART 5, CHAPTER B

UNITED STATES GOVERNMENT PRINTING OFFICE 1953

Education by

RESIDENCE · RACE · NATIVITY · MARITAL STATUS · EMPLOYMENT · OCCUPATION · INCOME

BUREAU OF THE CENSUS

ROBERT W. BURGESS, *Director* (From Feb. 5, 1953)
ROY V. PEEL, *Director* (To Feb. 4, 1953)

A. Ross Eckler, *Deputy Director*
Howard C. Grieves, *Assistant Director*
Conrad Taeuber, *Assistant Director*
Morris H. Hansen, *Assistant Director for Statistical Standards*
Lowell T. Galt, *Assistant Director for Operations*
Walter L. Kehres, *Assistant Director for Administration*
Calvert L. Dedrick, *Coordinator, International Statistics*
Frank R. Wilson, *Information Assistant to the Director*

Population and Housing Division—
Howard G. Brunsman, *Chief*
Henry S. Shryock, Jr., *Assistant Chief for Population*
Robert B. Voight, *Assistant Chief for Operations*
Wayne F. Daugherty, *Assistant Chief for Housing*
Edwin D. Goldfield, *Program Coordinator*

Demographic Statistics—Henry D. Sheldon, *Chief*
Social Statistics—Paul C. Glick, *Chief*
Coordinator for Manpower Statistics—Gertrude Bancroft
Economic Statistics—Robert B. Pearl, *Chief*
Occupation and Industry Statistics—David L. Kaplan, *Chief*
International Population Statistics—W. Parker Mauldin, *Chief*
Territories and Possessions—Joel Williams, *Chief*
Statistical Sampling—Joseph Steinberg, *Chief*
Statistical Procedures—Morton A. Meyer, *Chief*
Processing Operations—Milton D. Lieberman, *Chief*

Administrative Service Division—Everett H. Burke, *Chief*
Agriculture Division—Ray Hurley, *Chief*
Budget Officer—Charles H. Alexander
Business Division—Harvey Kailin, *Acting Chief*
Decennial Tabulation Office—John J. Lennon, *Chief*
Field Division—Jack B. Robertson, *Chief*
Foreign Trade Division—J. Edward Ely, *Chief*
Geography Division—Clarence E. Batschelet, *Chief*
Governments Division—Allen D. Manvel, *Chief*
Industry Division—Maxwell R. Conklin, *Chief*
Machine Tabulation Division—C. F. Van Aken, *Chief*
Personnel Division—Helen D. Almon, *Chief*
Transportation Division—Donald E. Church, *Chief*

SUGGESTED IDENTIFICATION

U.S. Bureau of the Census. U.S. Census of Population: 1950. Vol. IV, Special Reports, Part 5, Chapter B, Education. U.S. Government Printing Office, Washington, D. C., 1953.

For sale by the Superintendent of Documents, U. S. Government Printing Office, Washington 25, D. C., or any of the Field Offices of the Department of Commerce - - - - - - - - Price 60 cents

PREFACE

This report presents detailed statistics on characteristics of the population of the United States by school enrollment and educational attainment. The statistics show the relationship between the amount of schooling received by persons and their demographic, social, and economic characteristics.

These data are based on tabulations of a sample of the returns obtained in the Seventeenth Decennial Census of the population of the United States, its Territories and possessions, conducted as of April 1, 1950. Provision for the Seventeenth Decennial Census was made in the act providing for the Fifteenth and subsequent decennial censuses, approved June 18, 1929. The major portion of the information compiled from the Census of Population of 1950 appears in Volume I, Number of Inhabitants, and in Volume II, Characteristics of the Population. These two volumes contain statistics for regions, divisions, States, and parts of States, as well as for the country as a whole.

This is one of a series of reports (Series P-E bulletins) which comprise Volume IV, Special Reports, and which supplement the information contained in Volumes I and II. The present bulletin is a preprint of Chapter B of Part 5, "Education," of Volume IV.

The materials presented here were prepared under the supervision of Howard G. Brunsman, Chief, Population and Housing Division, and Dr. Henry S. Shryock, Jr., Assistant Chief for Population Statistics, with the assistance of Edwin D. Goldfield, Program Coordinator. They were prepared by Dr. Paul C. Glick, Chief, Social Statistics Section, assisted by Severn Provus and Charles B. Nam. The compilation of the statistics was under the direction of Robert B. Voight, Assistant Chief for Operations, assisted by Morton A. Meyer, Ruth T. Stanton, and Edward I. Lober. Sampling procedures were under the direction of Joseph Steinberg, Chief, Statistical Sampling Section, assisted by Joseph Waksberg and Albert Mindlin. The technical editorial work and planning were under the supervision of Mildred M. Russell, assisted by Dorothy M. Belzer. The collection of the information on which these statistics were based was under the supervision of Lowell T. Galt, then Chief, Field Division, and the tabulations were under the supervision of C. F. Van Aken, Chief, Machine Tabulation Division.

April 1953.

U. S. CENSUS OF POPULATION: 1950

Volume

I Number of Inhabitants (comprising Series P–A bulletins)

II Characteristics of the Population (comprising Series P–A, P–B, and P–C bulletins)

III Census Tract Statistics (comprising Series P–D bulletins)

IV Special Reports: Employment Characteristics, Occupational and Industrial Characteristics, Characteristics of Families, Marital Status, Institutional Population, Nativity and Parentage, Nonwhite Population by Race, Persons of Spanish Surname, Puerto Ricans in Continental United States, State of Birth, Mobility of the Population, Characteristics by Size of Place, Education, Fertility.

U. S. CENSUS OF HOUSING: 1950

Volume

I General Characteristics (comprising Series H–A bulletins)

II Nonfarm Housing Characteristics (comprising Series H–B bulletins)

III Farm Housing Characteristics

IV Residential Financing

V Block Statistics (comprising Series H–E bulletins)

Housing statistics for census tracts are included in the Population Series P–D bulletins.

Education

(Page numbers listed here omit the chapter prefix number which appears as part of the page number for each page. The prefix for this chapter is 5B)

INTRODUCTION

	Page
General	3
Related materials	3
Internal consistency of data	4
Availability of unpublished data	4
Definitions and explanations	4
Medians	4
School enrollment	4
Year of school in which enrolled and years of school completed	5
Age	7
Urban-rural residence	7
Definitions and explanations--Continued	
Ethnic characteristics	8
Residence in 1949	8
Marital status	9
Employment status	9
Major occupation group	9
Income in 1949	10
Reliability of sample data	15
Sample design	15
Sampling variability	15
Ratio estimates	16

TEXT TABLES

Table	Page
A.--Level of schooling completed by persons 14 years old and over, by age and sex, for the United States, by regions: 1950	12
B.--Level of schooling completed by persons 25 years old and over, by race, nativity, residence in 1949, and marital status, for the United States: 1950	13
C.--Level of schooling completed by persons 25 years old and over, by employment status, major occupation group, and income in 1949, for the United States: 1950	14
D.--Comparison of complete count and 3 1/3-percent sample data for persons 5 years old and over, by age, color, and sex, for the United States: 1950	16
E.--School enrollment and years of school completed, for the United States, 1950, based on 20-percent and 3 1/3-percent samples of the census returns	17
F.--Standard error of estimated number	18
G.--Standard error of estimated percentage	19

FIGURES

Figure	Page
1.--Regions and geographic divisions of the United States	2
2.--Median income in 1949 of males 18 to 64 years old with income, by years of school completed and age, for the United States: 1950	11

DETAILED TABLES

Table	Page
1.--Urban-rural residence: Children 5 to 13 years old enrolled in school, by year of school in which enrolled, age, and color, for the United States, by regions, with urbanized areas, and other urban areas by size of place: 1950	21
2.--Ethnic characteristics: Children 5 to 13 years old enrolled in school, by year of school in which enrolled and age, for the United States, by regions, total and rural farm: 1950	26
3.--Nonwhite population by race: Children 5 to 13 years old enrolled in school, by year of school in which enrolled and age, for the United States: 1950	35
4.--Residence in 1949: Children 5 to 13 years old enrolled in school, by year of school in which enrolled, age, and color, for the United States, by regions, total and rural farm: 1950	36
5.--Ethnic characteristics: Persons 14 years old and over, by years of school completed, age, and sex, for the United States, by regions: 1950	42
6.--Nonwhite population by race and nativity: Persons 14 years old and over, by years of school completed and age, for the United States: 1950	54
7.--Residence in 1949: Persons 14 years old and over, by years of school completed, age, color, and sex, for the United States, by regions: 1950	55
8.--Marital status: Persons 14 years old and over, by years of school completed, age, color, and sex, for the United States, by regions: 1950	63
9.--Employment status: Persons 14 years old and over, by years of school completed, age, color, and sex, for the United States, by regions: 1950	73
10.--Labor force status: Females 14 years old and over, by years of school completed, marital status, age, and color, for the United States, by regions: 1950	83
11.--Major occupation group: Persons 14 years old and over, by years of school completed, age, color, and sex, for the United States, by regions: 1950	88
12.--Income in 1949: Persons 14 years old and over, by years of school completed, age, color, and sex, for the United States, by regions: 1950	108
13.--Median income in 1949: Persons 14 years old and over with income, by years of school completed, age, color, and sex, for the United States, by regions: 1950	128

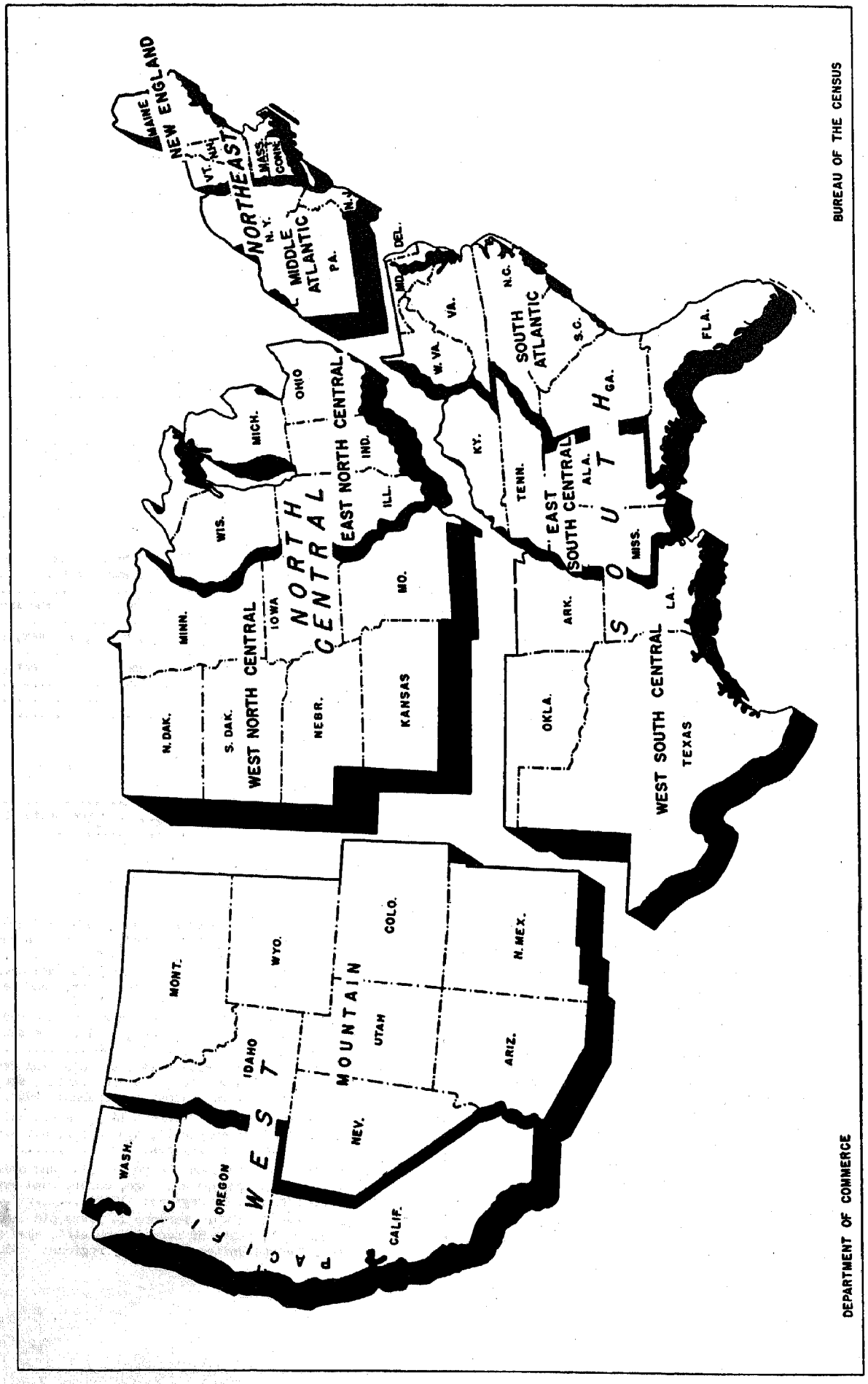

Figure 1.—REGIONS AND GEOGRAPHIC DIVISIONS OF THE UNITED STATES

Education

GENERAL

This report presents statistics on the educational characteristics of demographic, social, and economic groups within the population. School enrollment of children 7 to 13 years old is shown by urban-rural residence, ethnic characteristics, and residence in 1949. Educational attainment of persons 14 years old and over is presented by ethnic characteristics, residence in 1949, marital status, employment status, major occupation group, and income. The tabulations are based on a 3 1/3-percent sample of returns of the Seventeenth Decennial Census of the population, taken as of April 1, 1950. Data are shown for the United States, the North and West combined, and the South.

Statistics for children in this report are intended to show the relationship between the percent who are enrolled in school and the area or type of place in which they live, their mobility in terms of change of residence, and their ethnic background. For those who are enrolled, the degree to which the various residence, mobility, and ethnic characteristics are associated with attainment in school can be measured. The median year in which enrolled provides a measure of average attainment for each group, and the proportion of persons of a given age who are enrolled in a grade of school above or below the level normally expected for that age is a rough indication of relative "acceleration" or "retardation" in education.

For persons 14 years old and over, educational attainment in terms of years of school completed is related to various types of demographic, social, and economic characteristics. Such data permit the analysis of the extent of formal schooling for different racial groups and for persons of different national origins. One may study the educational achievement of persons of a given age who have remained single, as compared with those who have married; the percentages of persons with an elementary, high school, or college education may be compared for employed and unemployed civilians and for members of the armed forces. Many other analyses may also be made, such as the degree to which advancement in education is associated with different levels of income, the incidence of college graduates among manual workers, and the proportions of persons with only elementary or high school training among professional, managerial, and clerical workers. Each cross-classification can be studied by age, sex, color, and region of residence.

RELATED MATERIALS

1950 Census reports.--Detailed statistics on school enrollment and educational attainment, based on a 20-percent sample tabulation, for regions, divisions, States, standard metropolitan areas, urbanized areas, cities, and counties have been published in Series P-B and P-C bulletins, which have been bound in Volume II of the 1950 Census of Population; data on education also appear for each census tract area in Series P-D bulletins.

Additional statistics on school enrollment are presented in the following special reports, issued as Series P-E bulletins and bound in Volume IV of the 1950 Census of Population:

Employment and Personal Characteristics
Institutional Population

Data on educational attainment are presented in the following special reports:

Occupational and Industrial Characteristics
Institutional Population
Nativity and Parentage
Nonwhite Population by Race
Persons of Spanish Surname
Puerto Ricans in Continental United States
Characteristics by Size of Place
Mobility of the Population (3 reports)

1940 Census reports.--Data on school enrollment and educational attainment, based on a complete count of the population in 1940, for regions, divisions, States, metropolitan districts, cities, and counties have been published in Volumes II and IV of the 1940 Census of Population.

Data on educational attainment of children by rental value of home, based on tabulation of a 5-percent sample of the 1940 Census returns, were published in one of two special reports on education; the second of the reports contained data on educational attainment of adults by economic characteristics and marital status. These reports were not included in the regular 1940 Census volumes but are identified as the 1940 Special Reports on Education.

The contents of the 1940 Special Reports on Education and of the present one differ in several respects. Data were shown in 1940 on the educational attainment of native white and Negro children 7 to 17 years old by monthly rental value of home, and on the educational attainment of native white and Negro persons 18 to 64 years old by tenure and rental value of home, employment status, major occupation group, wage or salary income in 1939, and marital status. Also, as mentioned later in this report, the questions from which the data on educational attainment were obtained differ somewhat in the two censuses.

Current Population Reports.--In each year starting with 1945 the Bureau of the Census has collected statistics for the United States as a whole on school enrollment, and in selected years on educational attainment, as a supplement to the Current Population Survey, which covers a sample of 25,000 households distributed throughout the country.

Annual data on school enrollment obtained from the Current Population Survey generally are shown by age, sex, color, urban-rural residence, employment status, and veteran status. Current Population Reports for certain years also show educational attainment by mobility, marital status, fertility, employment status, and income.

INTERNAL CONSISTENCY OF DATA

In the 1950 Census of Population, many of the data were obtained from the enumeration of the total population; however, data on education and certain other subjects were based on reports from a 20-percent sample of the population. As indicated earlier, the statistics in the present report were based on a 3 1/3-percent sample of census returns. Accordingly, because of sampling variability and certain small biases, described in the section on "Reliability of sample data," differences may be expected among figures obtained from the complete count, the 20-percent sample, and the 3 1/3-percent sample.

Some differences between figures for corresponding items in different reports, or in tables within the same report, are caused by errors in the tabulation processes. These errors include machine failure, loss of punch cards, and other types. (The net effect is a tendency toward slightly smaller counts of the same item in successive tabulations.) Experience has shown that in mass operations two tabulations of a set of punch cards are not likely to yield precisely identical results. Therefore, tolerance limits allowing for insignificant variations were established in advance for each tabulation. If the differences between the results of two tabulations fell within these limits, nothing was done to bring them into exact agreement with each other. This procedure was adopted in order to provide a greater volume of data within the limits of time and resources available. In earlier censuses, however, the results of different tabulations were adjusted to bring them into exact agreement.

In addition, time did not permit certain minor adjustments in the tables in this report to eliminate all impossible classifications. For example, a few very young and very old persons were tabulated by mistake in the armed forces category and should have been transferred to the employed group.

AVAILABILITY OF UNPUBLISHED DATA

This report presents practically all the statistics obtained in the special tabulations on which this report is based. Data were also tabulated on school enrollment for nonwhite races by region in greater detail than that shown, and on educational attainment by urban-rural residence. Furthermore, several of the characteristics were tabulated in more age detail than that shown, and for nonwhites in the North and West in the same detail as that tabulated for the South.

The tabulated, but unpublished, statistics can be made available, upon request, for the cost of transcription or consolidation. Requests for such unpublished material should be addressed to the Director, Bureau of the Census, Washington 25, D. C.

DEFINITIONS AND EXPLANATIONS

The definitions of the major concepts used in the 1950 Census are given below. Several of these definitions differ from those used in 1940. These changes were made after consultation with users of census data in order to improve the statistics, even though it was recognized that comparability would be adversely affected. In many cases, the new definitions were tested in connection with the Current Population Survey; and, where feasible, measures of the impact of the change on the statistics were developed.

For a complete discussion of the definitions of concepts used in the 1950 Census, the quality of the data, and the problems of comparability with earlier census data, see Volume II, Characteristics of the Population, Part 1, United States Summary, or the Series P-B and Series P-C United States Summary bulletins. The 1950 Population Census schedule and the major part of the instructions to enumerators are also reproduced in Volume II, Part 1.

MEDIANS

The median, a type of average, is presented in connection with the data on income in 1949, year of school in which enrolled, and years of school completed. The median is the value which divides the distribution into two equal parts--one-half of the cases falling below this value and one-half of the cases exceeding this value.

SCHOOL ENROLLMENT

The data on school enrollment were derived from answers to the question, "Has he attended school at any time since February 1?" Such data are shown in this report for children 5 to 13 years only.

"Regular" schools.--In the instructions to the enumerators, enrollment was defined as enrollment in "regular" schools only. Such schools are public, private, or parochial schools, colleges, universities, or professional schools, either day or night, full-time or part-time--that is, those schools where enrollment may lead to an elementary or high school diploma, or to a college, university, or professional school degree.

If a person was enrolled in a regular school subsequent to February 1, 1950, he was classified as enrolled even if he had not actually attended school since that date. For example, he may not have attended because of illness.

If a person was receiving regular instruction at home from a tutor and if the instruction was considered comparable to that of a regular school or college, the person was counted as enrolled. Enrollment in a correspondence course was counted only if the course was given by a regular school, such as a university, and the person received credit thereby in the regular school system.

Kindergarten.--Children enrolled in kindergarten were reported separately in 1950 and were not counted as enrolled in school. The statistics on kindergarten enrollment were tabulated only for children 5 and 6 years old. Nursery schools were not regarded as kindergartens or schools.

Schools excluded.--Persons enrolled in vocational, trade, or business schools were excluded from the enrollment figures unless such schools were graded and considered a part of a regular school system. Persons receiving on-the-job training in connection with their work were not counted as enrolled in school. Persons enrolled in correspondence courses other than those described above were not counted as enrolled in school.

Editing of data.--In 1950, as in prior censuses, persons for whom there was no report as to school enrollment are not shown separately. The editing rules were determined largely on the basis of information on ages of compulsory attendance as compiled by the United States Office of Education. Additional information used included other items on the schedule and results of Current Population Surveys showing the enrollment rates for various age groups. In this report, data on school enrollment are presented for children 5 to 13 years of age; in general, children of these ages for whom school enrollment was not reported were treated as enrolled. Although it was realized that a considerable number of children 5 years old and some 6 years old were not enrolled in school, the treatment of those with no report on school enrollment as enrolled for the entire age group 5 to 13 years was made uniform in order to simplify the mechanical editing procedures. Data from preliminary sample tabulations indicate that about 5 percent of the children 5 and 6 years of age with no report on either school enrollment or highest grade of school attended were classified as enrolled in school but with year in which enrolled not reported.

Earlier census data.--The corresponding question in censuses previous to 1940 applied to a somewhat longer period, the period since the preceding September 1. The census dates were April 15 in 1910, January 1 in 1920, and April 1 in 1930. Furthermore, in these censuses the question was not restricted as to the kind of school the person was attending.

In 1940 the question referred to the period from March 1 to the date of enumeration, which began on April 1. There are indications that in some areas the schools closed early (i.e., before March 1) for such reasons as lack of funds, flood conditions, or crop sowing. For such areas the enrollment rates would, therefore, have been relatively low. In order to insure more comparability among areas in 1950, it was therefore considered advisable to increase the reference period to that between February 1 and the time of enumeration.

In 1950, for the first time in a decennial census, kindergarten enrollment was separately identified. In earlier censuses no specific instructions were given about kindergarten; and, therefore, enrollment figures for children 5 and 6 years old undoubtedly included some children enrolled in kindergarten.

Current Population Survey data.--In each year starting with 1945, the Bureau of the Census has collected statistics on school enrollment for the United States in connection with the Current Population Survey for October. The basic definitions used in the survey questions are now the same as those of the 1950 Census. The figures are not strictly comparable, however, because the survey is generally taken in October whereas the census was taken in April and the two sources relate to education obtained during different periods of time. Although the April 1950 Census figures and the October 1949 survey figures on enrollment both pertain to the same school year, 1949-1950, the April 1950 figures may be properly compared with those for October 1949 only if some allowance is made (a) for those persons who left school between October 1949 and February 1950, either by dropping out or by graduation; and (b) for those persons who entered school after October.

For younger children, particularly those 5 and 6 years old, a comparison of figures on school enrollment for October and April is misleading. Many school systems operate under the policy of permitting children to start the first grade only if they have attained a certain age by the beginning of the school year. This requirement maximizes enrollments for these ages in the fall, whereas by April many children have attained the given age but are not yet enrolled.

Data from school systems.--Data on school enrollment are also collected and published by State and local governmental agencies, and by the United States Office of Education. These data are obtained from reports of school systems and institutions of higher learning and are only roughly comparable with the enrollment data collected by the Bureau of the Census by household interviews. For comparable grades, the census enrollment figures tend to be lower, largely because they refer to shorter time periods; are restricted to designated age groups; and count a person only once, although he may attend more than one school during the reporting period.

YEAR OF SCHOOL IN WHICH ENROLLED AND YEARS OF SCHOOL COMPLETED

The data on year of school in which enrolled were derived from the answers to the first of the following two questions, and those on years of school completed from the combination of answers to both questions: (a) "What is the highest grade of school that he has attended?" and (b) "Did he finish this grade?" In the present report, "year of school in which enrolled" is shown for enrolled persons 5 to 13 years old, and "years of school completed" is shown for all persons 14 years old and over.

The questions on educational attainment applied only to progress in regular schools, as defined in the section on "School enrollment."

Highest grade of school attended.--The question called for the highest grade attended, regardless of

"skipped" or "repeated" grades, rather than the number of full school years which the person had spent in school.

In some areas of the United States, the school system has, or used to have, 7 years of elementary school rather than the more conventional 8 years. For the sake of comparability, persons who had progressed beyond a 7-year elementary school system were treated as though they had progressed beyond the ususal 8-year system. Junior high school grades were translated into their elementary or high school equivalents.

In the case of persons whose highest grade of attendance was in a foreign school system, the enumerator was instructed to obtain the approximate equivalent grade in the American school system or, if that were too difficult to determine, the number of years the person had attended school. Persons whose highest level of attendance was in an ungraded school were treated in similar fashion. Persons whose highest level of training was by a tutor and whose training was regarded as qualifying under the regular school definition were also given the approximate equivalent in the regular school system.

Data from preliminary sample tabulations indicate that the high proportion of children 5 and 6 years old enrolled in school shown as having had no report on the grade of school arose from editing procedures with respect to (1) inconsistencies between the responses on school enrollment and those on grade attended, and, less important, (2) nonresponses on the enrollment question.

Completion of highest grade.--The second question on educational attainment was to be answered "Yes" if the person had completed the full grade. If a person was still attending school in that grade, had completed only a half grade, or had dropped out of or failed to pass the last grade attended, the required answer was "No." In the case of persons who failed to report on completion of the grade, those classified as enrolled were assumed not to have finished and those not enrolled were assumed to have finished.

Generally, the grade in which persons are enrolled is one grade higher than the highest grade completed. Data from a preliminary sample of the 1950 Census, however, indicate that, by the time of the census enumeration, a small proportion of the "enrolled" population had completed the same grade in which they had been enrolled. This apparent contradiction occurs because the question on enrollment referred to "any time since February 1" whereas the completion question referred to the date of enumeration. Thus, highest grade of school completed for the enrolled population obtained by subtracting one grade from the grade in which enrolled must be considered only approximately correct.

Median school years.--Median educational attainment (i.e., either median year of school in which enrolled or median school years completed) is expressed in terms of a continuous series of numbers. For example, the fourth year of high school is indicated by 12 and the first year of college by 13. For the sake of comparability, the first year of high school is uniformly represented by 9, although, as previously noted, there are some areas with only 7 years of elementary school.

The procedure used for calculating the median years of school completed makes allowance for the fact that many persons reported as having completed a given full school year have also completed part of the next higher grade. It is assumed, for example, that persons who reported six full years of school completed had actually completed 6.5 grades. At the time of enumeration, persons enrolled in school had probably completed somewhat more than one-half grade beyond their last full year, on the average, whereas persons who had left school had probably completed less than one-half year beyond their last full year, on the average.

Quality of data.--In 1940 a single question was asked on highest grade of school completed. Analysis of data from the 1940 Census and from surveys conducted by the Bureau of the Census using the 1940 type of question wording indicated that respondents frequently reported the year or grade in which they were enrolled, or had last been enrolled, instead of the one completed. The 1950 questions were designed to reduce this kind of overstatement. In the 1950 publications, each category of highest grade of school completed represents the combination of (a) persons who had been enrolled in, and had finished, the indicated grade, and (b) persons who had been enrolled in, but had not finished, the next higher grade. Data from a preliminary sample of the 1950 Census for persons of elementary and high school ages show larger proportions in 1950 than in 1940 in both the modal grade and the next lower grade for a particular age, and smaller proportions in each of the first two grades above the mode.

The Post-Enumeration Survey of the 1950 Census studied to some extent the accuracy of census data on educational attainment. This survey was a sample re-enumeration which entailed a direct check on a case-by-case basis of the original enumeration. Data obtained from this survey indicate that errors in the distribution of persons by amount of education arose from three main sources: (a) Errors in the enumeration of persons in the census, (b) misreporting of age, and (c) misreporting of educational attainment.

With respect to errors in enumeration, some persons were erroneously omitted from the census counts whereas others were included who should not have been. In general, the net effect was some underenumeration of the population for most education groups. Since misreporting of age will affect the number of persons included in a total which does not cover all ages, the extent of age misreporting is of some concern in this report. These subjects are discussed, to some degree, in pp. XIII and XIV of Volume I and in Part 1 of Volume II of the 1950 Census of Population.

With respect to misreporting of educational attainment for persons 25 years old and over, the Post-Enumeration Survey reveals that overreporting of years of school completed exceeded underreporting. This type of error was due, in part, to the tendency to report "terminal" grades of school such as the 8th or 12th grade. Such misreporting occured somewhat more often when a higher grade had been reported in the census.

About 65 percent of all persons 5 to 24 years of age reported the same grade in the Post-Enumeration

Survey and in the 1950 Census, about 26 percent reported grades which were one different (lower or higher), and only about 8 percent reported grades which differed by two or more in the two interviews. The pattern of reporting of education by persons 25 years old and over showed somewhat larger proportions reporting differences of two grades or more.

The net effect of misreporting educational attainment on statistics for specific grades varied from grade to grade, but was small for most grades. The net effect of misreporting of educational attainment on the median number of school years completed was small. The median number of school years completed by persons 25 years old and over derived from census data which have been adjusted for misreporting of grade of school attained differs by only about one-tenth of one year from the median originally obtained from the census.

The accuracy of the relationships between educational attainment and other characteristics with which it is cross-classified in the present report is affected by the errors in reporting not only on attainment but also on these other characteristics. Post-Enumeration Survey findings on the accuracy of such cross-classifications were not available at this writing, however.

A more detailed account of the methods and results of the Post-Enumeration Survey will be published at a later date.

Illiteracy.--The last decennial census in which information was collected on illiteracy was that of 1930. This question was dropped because of the relatively small number of illiterates remaining even at that date and because of the more useful information obtainable from questions on educational attainment. Information on illiteracy, however, has been obtained from Current Population Surveys taken in 1947 and 1952. These data show that the transition from illiteracy to literacy is a gradual process and is not reflected in the completion of a particular grade of school. For example, data from the Current Population Survey of October 1947 indicate that among persons 14 years old and over the proportion reported as illiterate ranged from 80.1 percent of those who had not completed a year of school to 4.7 percent of those who had completed only 4 years.

Estimates of illiteracy for 1940 were made by applying data obtained from the 1947 survey to population groups in the 1940 Census. The Bureau of the Census plans to use 1952 survey data in a similar manner to produce estimates of illiteracy for 1950. It is further possible to estimate the number of illiterates in States and local areas by employing the procedures used to make the 1940 and 1950 estimates. They consist of (a) applying the illiteracy rates for each year of school completed by age and sex for the United States to the number completing each year of school, by age and sex, in the State or local area, and (b) summing, for all ages, and for both sexes, the number of illiterates found in each category of years of school completed.

AGE

The age classification is based on the age of the person at his last birthday as of the date of enumeration, that is, the age of the person in completed years. The enumerator was instructed to obtain the age of each person as of the date of his visit rather than as of April 1, 1950.

The proportion of persons who have completed different amounts of schooling varies, to a considerable extent, with successive age groups and for the two sexes. Among persons 25 years old and over, the average number of years of school completed is progressively higher for each younger age group. This pattern reflects the historic trend toward more and more schooling. An indication of the trend for the United States by regions is shown in table A. The categories used to indicate amounts of schooling attained permit the analysis by age of "functional illiterates" (persons with fewer than 5 years of school), as well as those who were elementary, high school, or college graduates.

URBAN-RURAL RESIDENCE

According to the new definition that was adopted for use in the 1950 Census, the urban population comprises all persons living in (a) places of 2,500 inhabitants or more incorporated as cities, boroughs, and villages, (b) incorporated towns of 2,500 inhabitants or more except in New England, New York, and Wisconsin, where "towns" are simply minor civil divisions of counties, (c) the densely settled urban fringe, including both incorporated and unincorporated areas, around cities of 50,000 or more, and (d) unincorporated places of 2,500 inhabitants or more outside any urban fringe. The remaining population is classified as rural. According to the old definition, the urban population was limited to all persons living in incorporated places of 2,500 inhabitants or more and in areas (usually minor civil divisions) classified as urban under special rules relating to population size and density. In view of this change in definition, the statistics for 1940 by urban-rural residence are not comparable with those presented for 1950.

Farm and nonfarm population.--The farm population for 1950, as for 1940 and 1930, includes all persons living on farms without regard to occupation. In determining farm and nonfarm residence in the 1950 Census, however, certain special groups were classified otherwise than in earlier censuses. In 1950, persons living on what might have been considered farm land were classified as nonfarm if they paid cash rent for their homes and yards only. A few persons in institutions, summer camps, "motels," and tourist camps were classified as farm residents in 1940, whereas in 1950 all such persons were classified as nonfarm. For the United States as a whole, there is evidence from the Current Population Survey that the farm population in 1950 would have been slightly larger had the 1940 procedure been used. In this report data are presented for the rural-farm population only since virtually all of the farm population is located in rural areas. The rural-nonfarm population includes all persons living outside of urban areas who do not live on farms.

Urbanized areas.--Each urbanized area contains at least one city with 50,000 inhabitants or more in 1940 or according to a special census taken between 1940 and 1950. Each urbanized area also includes the surrounding closely settled incorporated places and unincorporated areas that comprise its "urban fringe." The boundaries of these fringe areas were

established to conform as nearly as possible to the actual boundaries of thickly settled territory, usually characterized by a closely spaced street pattern.

Size of place.--The size classes relate to the size of the place itself, not to the size of the urbanized area. The term "place" refers to a concentration of population regardless of legally prescribed limits. Thus, places may or may not be incorporated. In a majority of instances, however, the legally prescribed limits of incorporated places serve to define concentrations of population.

ETHNIC CHARACTERISTICS

Race.--The concept of race as it has been used by the Bureau of the Census is derived from that which is commonly accepted by the general public. It does not, therefore, reflect clear-cut definitions of biological stock, and several categories obviously refer to nationalities.

Color.--The term "color" refers to the division of population into two groups, white and nonwhite. The group designated as "nonwhite" consists of Negroes, Indians, Japanese, Chinese, and other nonwhite races. Persons of Mexican birth or ancestry who were not definitely Indian or of other nonwhite race were classified as white.

Negro.--In addition to full-blooded Negroes, this classification includes persons of mixed white and Negro parentage and persons of mixed Indian and Negro parentage unless the Indian blood very definitely predominates or unless the individual is accepted in the community as an Indian.

American Indian.--In addition to full-blooded Indians, persons of mixed white and Indian blood are included in this category if they are enrolled on an Indian reservation or agency roll. Also included are persons of mixed Indian blood if the proportion of Indian blood is one-fourth or more, or if they are regarded as Indians in the community.

Other races.--Separate statistics are given in this report for Japanese and Chinese. The category "All other" includes Filipinos, Koreans, Asiatic Indians, etc. These groups are identified very largely in terms of country or area of origin.

Mixed parentage.--Persons of mixed parentage are classified according to the race of the nonwhite parent, and mixtures of nonwhite races are generally classified according to the race of the father.

White persons of Spanish surname.--White persons of Spanish surname living in five Southwestern States (Arizona, California, Colorado, New Mexico, and Texas) were distinguished separately in 1950.

Nativity and parentage.--This report classifies the population according to place of birth into two basic groups, native and foreign born. A person born in the United States or any of its Territories or possessions is counted as native. Also included as native is the group of persons who, although born in a foreign country or at sea, were American citizens by birth because their parents were American citizens. The small number of persons for whom place of birth was not reported were assumed to be native.

The native white population is classified by parentage into two groups: (1) Native parentage (both parents born in the United States or in the outlying possessions); (2) foreign or mixed parentage (both parents foreign born, or one parent foreign born and one native).

Stock of foreign or mixed parentage.--As used in this report, stock of foreign or mixed parentage refers to the region of birth of the parents of native white persons of foreign or mixed parentage. This classification embraces four groups, representing three classes of European stock and a fourth category for stock from the remaining areas of the world. Persons of Canadian origin were included among persons of Northern or Western European stock, because it was felt that these groups were relatively similar with respect to ethnic stock. For similar reasons, persons of Mexican origin were included among persons of Southern European stock. Further allocation of areas in the residual group "Other" to the first three ethnic groups was contemplated but was not feasible for mechanical reasons. A list of the countries included in each region is given below:

Northern or Western European	Southern European
England	Greece
Scotland	Dodecanese Islands
Wales	Italy
Northern Ireland	Spain
Ireland	Portugal
Norway	Azores
Sweden	Mexico
Denmark	Trieste
Netherlands	Malta and Gozo
Belgium	Monaco
Switzerland	Liechtenstein
France	Andorra
Germany	Gibraltar
Austria	San Marino
Finland	Vatican City
Iceland	Europe (country not specified)
Luxembourg	
Canada-French	
Canada-Other	

Central or Eastern European	Other
Poland	Asia
Czechoslovakia	Central America
Hungary	South America
Yugoslavia	Africa
Latvia	Cuba
Estonia	Australia
Lithuania	New Zealand
Rumania	West Indies
Bulgaria	Other Atlantic Islands
Albania	Pacific Islands
U.S.S.R.	Country not specified

RESIDENCE IN 1949

Residence in 1949 is the usual place of residence one year prior to the date of enumeration. Persons who changed residence in the year preceding the census date were classified in this report by the type of move, viz., "Different house, same county," "Different county," and "Abroad or not reported."

Residence abroad includes residence in all foreign countries and all Territories and possessions of the United States. The category "Same house as in 1950" includes persons who had not moved during the 12 months as well as persons who had moved but by 1950 had returned to their 1949 residence.

The number of persons who were living in different houses in 1950 and 1949 is somewhat less than the total number of moves during the year. Some persons in the same house at the two dates had moved during the year but by the time of enumeration had returned to their 1949 residence. Other persons made two or more progressive moves. Furthermore, persons in a different house in the same county may actually have moved between counties during the year but by 1950 had returned to the same county of residence as that in 1949.

MARITAL STATUS

This classification of persons relates to marital status at the time of enumeration. Persons classified as "married" comprise, therefore, both those who have been married only once and those who have remarried after having been widowed or divorced. Persons reported in common-law marriages are classified as married. Those with annulled marriages are classified as single.

The category "Married" is further divided into "married, wife (or husband) present" and "married, wife (or husband) absent." A person is classified as "married, spouse present" if the person's husband or wife was reported as a member of the household or quasi household in which the person was enumerated, even though he or she may have been temporarily absent on business or vacation, visiting, in a hospital, etc., at the time of enumeration.

Persons reported as separated constitute one of the subcategories of persons designated as "married, wife (or husband) absent." Separated persons include those with legal separations, those living apart with intentions of obtaining a divorce, and other married persons permanently or temporarily estranged from their spouse because of marital discord. Other married persons with spouse absent include married persons employed and living for several months at a considerable distance from their homes, those whose spouse was absent and in the armed forces, in-migrants whose spouse remained in other areas, husbands or wives of inmates of institutions, and all other married persons (except those reported as separated) whose place of residence was not the same as that of their spouse.

EMPLOYMENT STATUS

The major concepts involved in the employment status classification are as follows:

Census week.--The 1950 data on employment status pertain to the calendar week preceding the enumerator's visit, which is defined as the "census week."

Employed.--Employed persons comprise all civilians 14 years old and over who, during the census week, were either (1) "at work"--those who did any work for pay or profit, or worked without pay for 15 hours or more on a family farm or in a family business; or (2) "with a job but not at work"--those who did not work and were not looking for work but had a job or business from which they were temporarily absent because of vacation, illness, industrial dispute, bad weather, or layoff with definite instructions to return to work within 30 days of layoff. Also included as "with a job" are persons who had new jobs to which they were scheduled to report within 30 days. In this report, these two categories are combined and shown as "Employed."

Unemployed.--Persons 14 years old and over are classified as unemployed if they were not at work during the census week but were either looking for work or would have been looking for work except that (1) they were temporarily ill, (2) they expected to return to a job from which they had been laid off for an indefinite period, or (3) they believed no work was available in their community, or in their line of work.

Labor force.--The labor force includes all persons classified as employed or unemployed, as described above, and also members of the armed forces (persons on active duty with the United States Army, Navy, Air Force, Marine Corps, or Coast Guard). The "civilian labor force" comprises the employed and unemployed components of the labor force.

Not in labor force.--Persons not in the labor force comprise all civilians 14 years of age and over who are not classified as employed or unemployed, including persons doing only incidental unpaid family work (less than 15 hours). Included in this group are persons primarily engaged in their own home housework, students, seasonal workers in an "off" season, the retired, persons unable to work, inmates of institutions, and persons not reporting on their employment status.

MAJOR OCCUPATION GROUP

The data on major occupation group of employed persons presented here refer to the job held during the census week and are based on answers to the question, "What kind of work was he doing?" If the person was employed at two or more jobs, the job at which he worked the greatest number of hours during the census week was reported.

The occupational classification system developed for the 1950 Census of Population consists of 469 items, 270 of which are specific occupation categories; the remainder are subgroupings (mainly on the basis of industry) of 13 of the occupation categories. The 469 detailed items are classified into 12 major occupation groups, which form the basis on which the occupation data are presented in this report. The 1950 major groups are generally comparable with the 1940 major groups, although there are a number of differences in title and content. For further information on comparability between 1950 and earlier census data on occupation, see Volume II, Characteristics of the Population, Part 1, United States Summary.

The composition of the 1950 major groups (except the "not reported" group) is indicated in the illustrative list shown below.

Professional, technical, and kindred workers.--Includes Accountants; Actors; Airplane pilots and navigators; Architects; Artists; Athletes; Auditors; Authors; Chemists; Chiropractors; Clergymen; College presidents, professors, and instructors; Conservationists; Dancers; Dentists; Designers; Dietitians; Draftsmen; Editors; Embalmers; Entertainers; Farm management advisors; Foresters; Funeral directors; Healers; Home management advisors; Judges; Lawyers; Librarians; Musicians; Natural scientists; Nutritionists; Optometrists; Osteopaths; Personnel workers; Pharmacists; Photographers; Physicians; Professional nurses; Radio operators; Recreation workers; Religious workers; Reporters; Social scientists; Social workers; Sports instructors and officials; Student professional nurses; Surgeons; Surveyors; Teachers; Technical engineers; Therapists; Veterinarians.

Farmers and farm managers.--Includes tenant farmers and share croppers.

Managers, officials, and proprietors, except farm.--Includes Buyers; Building superintendents; Credit men; Lodge officials; Postmasters; Public administration officials; Purchasing agents; Railroad conductors; Ship officers, pilots, pursers, and engineers; Shippers of farm products; Union officials.

Clerical and kindred workers.--Includes Bank tellers; Bill and account collectors; Bookkeepers; Cashiers; Dentist's office attendants; Express agents; Express messengers; Library assistants and attendants; Mail carriers; Messengers; Office boys; Office machine operators; Physician's office attendants; Railway mail clerks; Recieving clerks; Secretaries; Shipping clerks; Station agents; Stenographers; Telegraph messengers; Telegraph operators; Telephone operators; Ticket agents; Typists.

Sales workers.--Includes Advertising agents and salesmen; Auctioneers; Demonstrators; Hucksters; Insurance agents and brokers; Newsboys; Peddlers; Real estate agents and brokers; Stock and bond salesmen.

Craftsmen, foremen, and kindred workers.--Includes Annealers; Bakers; Blacksmiths; Boilermakers; Bookbinders; Brickmasons; Cabinetmakers; Carpenters; Cement finishers; Compositors; Concrete finishers; Coppersmiths; Cranemen; Derrickmen; Die makers; Die setters; Electricians; Electrotypers; Engravers; Excavating machinery operators; Forgemen; Glaziers; Goldsmiths; Grading machinery operators; Heat treaters; Hoistmen; Lens grinders and polishers; Lithographers; Locomotive engineers; Locomotive firemen; Log and lumber scalers and graders; Loom fixers; Machinists; Mechanics; Metal molders; Metal rollers; Metal roll hands; Millers; Millwrights; Motion picture projectionists; Opticians; Organ tuners; Painters (construction and maintenance); Paperhangers; Photoengravers; Piano tuners; Pipe fitters; Plasterers; Plate printers; Plumbers; Power linemen and servicemen; Printing pressmen; Road machinery operators; Roofers; Sheet metal workers; Shoemakers, except in factories; Silversmiths; Slaters; Stationary engineers; Stereotypers; Stone carvers; Stone cutters; Stonemasons; Structural metal workers; Tailors; Telegraph and telephone linemen and servicemen; Tile setters; Tinsmiths; Tool makers; Typesetters; Upholsterers; Watchmakers; Window dressers.

Operatives and kindred workers.--Includes Apprentices; Asbestos workers; Auto service attendants; Blasters; Boatmen; Bus conductors and drivers; Canalmen; Chauffeurs; Deck hands; Deliverymen; Dressmakers; Dry cleaning operatives; Dyers; Fruit, nut, and vegetable graders and packers; Furnacemen; Insulation workers; Laundry operatives; Meat cutters; Metal filers, grinders, and polishers; Metal heaters; Milliners; Mine operatives and laborers; Motormen; Painters (except construction and maintenance); Parking lot attendants; Photographic process workers; Powdermen; Power station operators; Railroad brakemen and switchmen; Routemen; Sailors; Sawyers; Seamstresses; Smeltermen; Stationary firemen; Street railway conductors; Surveying chainman, rodmen, and axmen; Taxicab drivers; Textile spinners; Textile weavers; Tractor drivers; Truck drivers; Welders.

Private household workers.--Includes housekeepers and laundresses in private households.

Service workers, except private household.--Includes Attendants and ushers in amusement places; Bailiffs; Barbers; Bartenders; Beauticians; Boarding house keepers; Bootblacks; Bridge tenders; Charwomen; Cooks, except in private households; Detectives; Doorkeepers; Elevator operators; Firemen (fire protection); Fountain workers; Guards; Hospital attendants; Janitors; Lodginghouse keepers; Manicurists; Marshals; Midwives; Policemen; Porters; Practical nurses; Sextons; Sheriffs; Stewards; Waiters; Watchmen.

Farm laborers and foremen.--Includes both paid and unpaid family farm laborers, and self-employed farm service laborers.

Laborers, except farm and mine.--Includes Car washers; Fishermen; Garage laborers; Groundskeepers; Longshoremen; Oystermen; Raftsmen; Stevedores; Teamsters; Woodchoppers.

INCOME IN 1949

Income, as defined in the 1950 Census, is the sum of the money received, less losses, from the following sources: wages or salary; net income (or loss) from the operation of a farm, ranch, business, or profession; net income (or loss) from rents or receipts from roomers or boarders; royalties, interest, dividends, and periodic income from estates and trust funds; pensions; veterans' payments, armed-forces allotments for dependents, and other governmental payments or assistance; and other income such as contributions for support from persons who are not members of the household, alimony, and periodic receipts from insurance policies or annuities. The figures in this report represent the amount of income received by persons before deductions for personal income taxes, social security, bond purchases, union dues, etc.

Receipts from the following sources were not included as income: money received from the sale of property, unless the recipient was engaged in the business of selling such property; the value of income "in kind," such as food produced and consumed in the home, free living quarters; withdrawals of bank deposits; money borrowed; tax refunds; gifts; and lump-sum inheritances or insurance payments.

The amount of income received by persons tends to vary directly with the amount of education they have obtained. In general, this tendency is observed among men in each age group, as shown in the accompanying figure. For men of college age, the relationship between income and education is less distinct, possibly as a consequence of the fact that a large proportion of those in this age group who are enrolled in school have only part-time employment and therefore have relatively small earnings. For men past college age, the financial advantages of having completed a college education are especially pronounced. Incomes of men in each educational level tend to increase with age up to 45 to 54 years and then to decline.

FIGURE 2. – MEDIAN INCOME IN 1949 OF MALES 18 TO 64 YEARS OLD WITH INCOME, BY YEARS OF SCHOOL COMPLETED AND AGE, FOR THE UNITED STATES: 1950

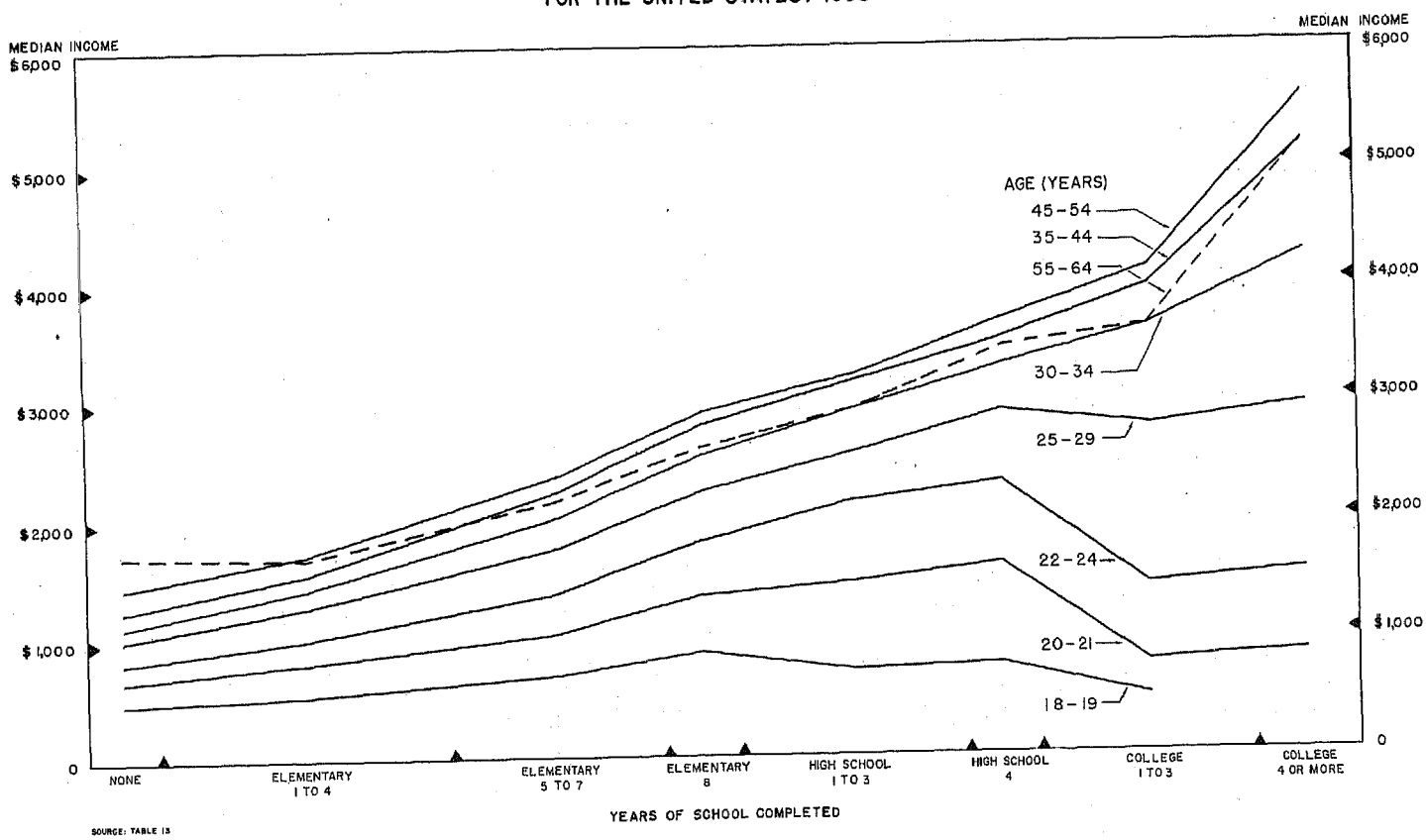

SOURCE: TABLE 13

Table A.--LEVEL OF SCHOOLING COMPLETED BY PERSONS 14 YEARS OLD AND OVER, BY AGE AND SEX, FOR THE UNITED STATES, BY REGIONS: 1950

(Based on 3 1/3-percent sample)

Age and sex	Total number[1]	Completed less than 5 years of elementary school		Completed 8 years of elementary school or more		Completed 4 years of high school or more		Completed 4 years of college or more	
		Number	Percent of total	Number	Percent of total	Number	Percent of total	Number	Percent of total
UNITED STATES									
Total, 14 and over....	111,705,000	10,524,420	9.4	81,104,160	72.6	37,283,190	33.4	5,784,570	5.2
14 to 17 years.....	8,456,520	414,660	4.9	5,966,820	70.6	205,440	2.4	...	...
18 to 24 years.....	15,764,250	619,050	3.9	13,451,880	85.3	7,934,100	50.3	512,940	3.3
25 to 34 years.....	23,625,780	1,146,750	4.9	19,582,740	82.9	11,609,580	49.1	1,751,160	7.4
35 to 44 years.....	21,246,870	1,486,650	7.0	16,139,850	76.0	7,898,790	37.2	1,500,810	7.1
45 to 54 years.....	17,184,630	1,916,790	11.2	11,637,180	67.7	4,756,860	27.7	1,015,290	5.9
55 years and over...	25,426,950	4,940,520	19.4	14,325,690	56.3	4,878,420	19.2	1,004,370	4.0
Male.....	54,611,310	5,692,380	10.4	38,449,680	70.4	17,057,430	31.2	3,251,520	6.0
Female.....	57,093,690	4,832,040	8.5	42,654,480	74.7	20,225,760	35.4	2,533,050	4.4
Total, 25 and over....	87,484,230	9,490,710	10.8	61,685,460	70.5	29,143,650	33.3	5,271,630	6.0
Male.....	42,627,120	5,073,720	11.9	29,229,690	68.6	13,407,660	31.5	3,008,100	7.1
Female.....	44,857,110	4,416,990	9.8	32,455,770	72.4	15,735,990	35.1	2,263,530	5.0
NORTH AND WEST									
Total, 14 and over....	78,166,890	5,188,560	6.6	61,339,080	78.5	28,755,510	36.8	4,317,270	5.5
Male.....	38,218,740	2,708,040	7.1	29,334,210	76.8	13,209,750	34.6	2,468,790	6.5
Female.....	39,948,150	2,480,520	6.2	32,004,870	80.1	15,545,760	38.9	1,848,480	4.6
Total, 25 and over....	62,345,970	4,859,880	7.8	47,573,940	76.3	22,643,310	36.3	3,944,760	6.3
Male.....	30,411,960	2,527,230	8.3	22,724,220	74.7	10,467,750	34.4	2,289,930	7.5
Female.....	31,934,010	2,332,650	7.3	24,849,720	77.8	12,175,560	38.1	1,654,830	5.2
SOUTH									
Total, 14 and over....	33,538,110	5,335,860	15.9	19,765,080	58.9	8,527,680	25.4	1,467,300	4.4
Male.....	16,392,570	2,984,340	18.2	9,115,470	55.6	3,847,680	23.5	782,730	4.8
Female.....	17,145,540	2,351,520	13.7	10,649,610	62.1	4,680,000	27.3	684,570	4.0
Total, 25 and over....	25,138,260	4,630,830	18.4	14,111,520	56.1	6,500,340	25.9	1,326,870	5.3
Male.....	12,215,160	2,546,490	20.8	6,505,470	53.3	2,939,910	24.1	718,170	5.9
Female.....	12,923,100	2,084,340	16.1	7,606,050	58.9	3,560,430	27.6	608,700	4.7

[1] Includes persons with no report on years of school completed, not shown separately.

Table B.--LEVEL OF SCHOOLING COMPLETED BY PERSONS 25 YEARS OLD AND OVER, BY RACE, NATIVITY, RESIDENCE IN 1949, AND MARITAL STATUS, FOR THE UNITED STATES: 1950

(Based on 3 1/3-percent sample)

Subject	Total population 25 years old and over[1]	Completed less than 5 years of elementary school		Completed 8 years of elementary school or more		Completed 4 years of high school or more		Completed 4 years of college or more	
		Number	Percent of total	Number	Percent of total	Number	Percent of total	Number	Percent of total
RACE AND NATIVITY									
Total	87,484,230	9,490,710	10.8	61,685,460	70.5	29,143,650	33.3	5,271,630	6.0
White	79,339,860	6,914,520	8.7	58,621,020	73.9	28,074,930	35.4	5,093,910	6.4
Native white	69,728,730	4,489,770	6.4	53,578,320	76.8	26,223,930	37.6	4,734,360	6.8
Native parentage	52,160,610	3,572,430	6.8	39,594,780	75.9	19,869,960	38.1	3,645,630	7.0
Foreign or mixed parentage	17,568,120	917,340	5.2	13,983,540	79.6	6,353,970	36.2	1,088,730	6.2
Foreign-born white	9,611,130	2,424,750	25.2	5,042,700	52.5	1,851,000	19.3	359,550	3.7
Nonwhite	8,144,370	2,576,190	31.6	3,064,440	37.6	1,068,720	13.1	177,720	2.2
Negro	7,797,030	2,482,320	31.8	2,884,800	37.0	974,790	12.5	161,040	2.1
Other	347,340	93,870	27.0	179,640	51.7	93,930	27.0	16,680	4.8
RESIDENCE IN 1949									
Total	87,484,230	9,490,710	10.8	61,685,460	70.5	29,143,650	33.3	5,271,630	6.0
Same house as in 1950	72,735,900	8,130,660	11.2	51,409,200	70.7	23,710,170	32.6	4,179,360	5.7
Different house, same county	8,736,210	908,310	10.4	6,337,680	72.5	3,177,390	36.4	531,630	6.1
Different county	4,299,270	336,480	7.8	3,343,740	77.8	1,934,250	45.0	487,890	11.3
Abroad or not reported	1,712,850	115,260	6.7	594,840	34.7	321,840	18.8	72,750	4.2
MARITAL STATUS									
Male	42,627,120	5,073,720	11.9	29,229,690	68.6	13,407,660	31.5	3,008,100	7.1
Single	4,868,310	602,910	12.4	3,230,310	66.4	1,628,250	33.4	397,020	8.2
Married	34,464,390	3,781,050	11.0	24,293,010	70.5	11,199,720	32.5	2,499,900	7.3
Widowed	2,284,410	579,600	25.4	1,028,340	45.0	300,990	13.2	65,100	2.8
Divorced	1,010,010	110,160	10.9	678,030	67.1	278,700	27.6	46,080	4.6
Female	44,857,110	4,416,990	9.8	32,455,770	72.4	15,735,990	35.1	2,263,530	5.0
Single	4,034,970	288,360	7.1	3,181,650	78.9	2,032,650	50.4	537,450	13.3
Married	32,854,830	2,756,400	8.4	24,525,540	74.6	11,907,870	36.2	1,481,820	4.5
Widowed	6,705,690	1,293,930	19.3	3,768,030	56.2	1,312,530	19.6	180,660	2.7
Divorced	1,261,620	78,300	6.2	980,550	77.7	482,940	38.3	63,600	5.0

[1] Includes persons with no report on years of school completed, not shown separately.

Table C.--LEVEL OF SCHOOLING COMPLETED BY PERSONS 25 YEARS OLD AND OVER, BY EMPLOYMENT STATUS, MAJOR OCCUPATION GROUP, AND INCOME IN 1949, FOR THE UNITED STATES: 1950

(Based on 3 1/3-percent sample)

Subject	Total population 25 years old and over[1]	Completed less than 5 years of elementary school		Completed 8 years of elementary school or more		Completed 4 years of high school or more		Completed 4 years of college or more	
		Number	Percent of total	Number	Percent of total	Number	Percent of total	Number	Percent of total
EMPLOYMENT STATUS									
Male	42,627,120	5,073,720	11.9	29,229,690	68.6	13,407,660	31.5	3,008,100	7.1
Labor force	36,038,640	3,603,960	10.0	26,059,770	72.3	12,246,810	34.0	2,745,810	7.6
Armed forces	443,640	6,840	1.5	389,010	87.7	250,170	56.4	47,310	10.7
Civilian labor force	35,595,000	3,597,120	10.1	25,670,760	72.1	11,996,640	33.7	2,698,500	7.6
Employed	34,099,050	3,368,790	9.9	24,762,510	72.6	11,698,350	34.3	2,658,450	7.8
Unemployed	1,495,950	228,330	15.3	908,250	60.7	298,290	19.9	40,050	2.7
Not in labor force	6,588,480	1,469,760	22.3	3,169,920	48.1	1,160,850	17.6	262,290	4.0
Female	44,857,110	4,416,990	9.8	32,455,770	72.4	15,735,990	35.1	2,263,530	5.0
Labor force	12,592,170	817,200	6.5	9,922,140	78.8	5,552,880	44.1	1,070,070	8.5
Armed forces	20,610	1,080	5.2	14,790	71.8	11,100	53.9	2,250	10.9
Civilian labor force	12,571,560	816,120	6.5	9,907,350	78.8	5,541,780	44.1	1,067,820	8.5
Employed	12,074,070	762,270	6.3	9,567,780	79.2	5,405,130	44.8	1,053,840	8.7
Unemployed	497,490	53,850	10.8	339,570	68.3	136,650	27.5	13,980	2.8
Not in labor force	32,264,940	3,599,790	11.2	22,533,630	69.8	10,183,110	31.6	1,193,460	3.7
MAJOR OCCUPATION GROUP									
Total employed	46,173,120	4,131,060	8.9	34,330,290	74.4	17,103,480	37.0	3,712,290	8.0
Profess'l, tech., & kindred wkrs.	4,285,470	40,230	0.9	4,082,640	95.3	3,719,850	86.8	2,217,120	51.7
Farmers and farm managers	3,995,100	728,880	18.2	2,275,380	57.0	641,280	16.1	59,610	1.5
Mgrs.,offs.,& props.,exc.farm	4,707,720	201,150	4.3	4,033,410	85.7	2,493,210	53.0	535,470	11.4
Clerical and kindred workers	4,850,630	71,760	1.5	4,517,750	93.1	3,162,660	65.2	324,000	6.7
Sales workers	3,070,140	87,510	2.9	2,723,490	88.7	1,670,130	54.4	252,240	8.2
Craftsmen,foremen,kindred wkrs.	6,980,720	436,200	6.2	5,332,580	76.4	1,997,510	28.6	125,040	1.8
Operatives and kindred workers	8,987,060	908,010	10.1	6,082,370	67.7	1,784,710	19.9	73,950	0.8
Private household workers	1,177,680	241,140	20.5	566,520	48.1	144,600	12.3	10,230	0.9
Service wkrs., exc. priv. hshld.	3,577,290	374,490	10.5	2,452,620	68.6	858,390	24.0	54,690	1.5
Farm labor., unpaid family wkrs.	392,160	71,070	18.1	222,000	56.6	63,300	16.1	3,270	0.8
Farm labor.,exc.unpaid,& formen.	981,720	312,000	31.8	402,150	41.0	100,830	10.3	8,220	0.8
Laborers, except farm and mine	2,640,390	605,610	22.9	1,308,240	49.5	314,250	11.9	17,460	0.7
Occupation not reported	527,040	53,010	10.1	331,140	62.8	152,760	29.0	30,990	5.9
INCOME IN 1949									
Male	42,627,120	5,073,720	11.9	29,229,690	68.6	13,407,660	31.5	3,008,100	7.1
Less than $500	5,271,660	1,483,560	28.1	2,432,190	46.1	789,510	15.0	161,610	3.1
$500 to $1,999	9,836,840	1,905,390	19.4	5,484,800	55.8	1,832,430	18.6	344,460	3.5
$2,000 to $2,999	8,621,090	790,200	9.2	6,198,050	71.9	2,413,980	28.0	316,110	3.7
$3,000 to $3,999	8,018,330	385,290	4.8	6,587,180	82.2	3,144,960	39.2	479,220	6.0
$4,000 to $4,999	3,642,060	116,910	3.2	3,171,360	87.1	1,762,530	48.4	399,690	11.0
$5,000 to $6,999	2,603,400	65,610	2.5	2,339,640	89.9	1,522,560	58.5	518,820	19.9
$7,000 and over	1,793,370	41,400	2.3	1,646,250	91.8	1,246,620	69.5	606,450	33.8
Not reported	2,840,370	285,360	10.0	1,370,220	48.2	695,070	24.5	181,740	6.4
Female	44,857,110	4,416,990	9.8	32,455,770	72.4	15,735,990	35.1	2,263,530	5.0
None	24,118,740	2,504,730	10.4	17,389,410	72.1	7,823,040	32.4	824,880	3.4
$1 to $499	5,154,900	770,550	14.9	3,326,760	64.5	1,423,800	27.6	198,870	3.9
$500 to $1,999	7,908,420	698,310	8.8	5,858,600	74.1	2,704,280	34.2	359,790	4.5
$2,000 to $2,999	3,198,520	99,390	3.1	2,836,270	88.7	1,847,800	57.8	336,630	10.5
$3,000 to $3,999	1,099,950	24,450	2.2	1,019,220	92.7	767,280	69.8	245,430	22.3
$4,000 and over	682,640	17,850	2.6	624,120	91.4	483,720	70.9	191,910	28.1
Not reported	2,693,940	301,710	11.2	1,401,390	52.0	686,070	25.5	106,020	3.9

[1] Includes persons with no report on years of school completed, not shown separately.

RELIABILITY OF SAMPLE DATA

SAMPLE DESIGN

The data in the tables which follow are based on information tabulated for a representative sample of approximately 3 1/3 percent of the population. A separate line was provided on the population schedule for each person enumerated, with every fifth line designated as a sample line. Within each enumeration district, the schedules were divided approximately equally among five versions. On each version the sample constituted a different set of lines so that each line on the schedule was in the sample on one of the five versions.[1] The statistics in this report are based on tabulations of a systematic selection of one-sixth of the persons on these sample lines, or about 3 1/3 percent of the population.

Estimates of the number of persons with specified characteristics have in all cases been obtained by multiplying the number of persons in the sample with these characteristics by 30. Estimates of percentages have been obtained in each case by using the sample values for both the numerator and denominator.

Although the sampling plan used did not automatically insure an exact 3 1/3-percent sample of persons, it was unbiased and for the United States the deviation from 3 1/3 percent was expected to be quite small for major categories of the population. Small biases, however, arose when the enumerator failed to follow his instructions exactly. These were usually in the direction of a slight underrepresentation of adult males, particularly heads of households in the sample. Errors of processing as noted in the section on "Internal consistency of data" resulted in a further reduction in the sample size. (As a result of these errors, a few numbers may not be exact multiples of 30.)

Differences between the columns in table D reflect, among other things, enumerators' errors in selecting the sample and errors in processing. Differences between the columns in table E reflect primarily sampling variability, although they also may include some processing errors. The net effect of these factors is relatively small and should have little influence on the interpretation of the data. Volume II of the 1950 Census of Population is the source of the complete count and 20-percent data.

SAMPLING VARIABILITY

Since the data in this report are based on a sample of the population, they are subject to sampling variability which can be estimated from the standard errors shown in tables F and G. These tables do not reflect the biases mentioned above. Table F presents the approximate standard errors of estimates of selected sizes. Table G shows the approximate standard errors of percentages when computed by using data from this report for both numerator and denominator. For estimates not specifically shown in tables F and G, linear interpolation will provide reasonably accurate results.

The standard error is a measure of sampling variability. The chances are about 2 out of 3 that the difference due to sampling variability between an estimate and the figure that would have been obtained from a complete count of the population is less than the standard error. The amount by which the standard error must be multiplied to obtain other odds deemed more appropriate can be found in most statistical textbooks. For example, the chances are about 19 out of 20 that the difference is less than twice the standard error, and 99 out of 100 that it is less than $2\frac{1}{2}$ times the standard error.

Illustration: Table 5 shows an estimated 2,940 foreign-born white males in the United States, 14 and 15 years of age, who had completed 8 years of elementary school (17.6 percent of the 16,680 foreign-born white males 14 and 15 years of age in the United States). From linear interpolation between values in table F, it is found that the standard error of an estimate of 2,940 for the United States is about 300. Consequently, the chances are about 2 out of 3 that the figure which would have been obtained from a complete count of the number of foreign-born white males in the United States, 14 and 15 years of age, who had completed 8 years of elementary school would have differed by less than 300 from the sample estimate. It also follows that there is only about 1 chance in 100 that a complete census would have differed by as much as 750, that is, by about $2\frac{1}{2}$ times the standard error. It may be estimated from table G, also by linear interpolation, that the standard error of the 17.6 percent on a base of 16,680 is about 1.7 percent.

The standard errors shown in tables F and G are not directly applicable to differences between two estimates. The standard error of a difference between an estimate based on the sample and one based on a complete count, such as might arise from a comparison of 1950 data in this report and corresponding data in Volumes II and IV of the 1940 Census of Population, is equal to the standard error of the 1950 estimate. The standard error of a difference between two sample estimates is approximately the square root of the sum of the squares of the standard error of each estimate considered separately. This formula is a good approximation for the difference between estimates of the same characteristic in different areas, or for the difference between separate and uncorrelated characteristics in the same area. (It may also be used to compare data in this report with corresponding data in the 1940 Census special report on education. A rough approximation to the standard errors in the 1940 special reports can be obtained by using 80 percent of the standard errors shown in tables F and G.) However, if there is a high positive correlation between the two characteristics, it will overestimate the true standard error.

Tables F and G are not directly applicable to the estimates of medians presented in this report.

[1] In 19 counties of Michigan and Ohio, the sample consisted basically of every fifth household and all persons in these households were considered in the sample. This household sample was used as an experiment to determine the feasibility of this type of sample in future censuses of population.

The sampling variability of estimates of medians depends on the distributions upon which the medians are based.[2]

RATIO ESTIMATES

It is possible to make an improved estimate of an absolute number (improved in the sense that the standard error is smaller) whenever the class in question forms a part of a larger group for which both a sample estimate and a complete count are available. (Complete counts for many of the broader classes for which data are shown may be found in Volume II of the 1950 Census of Population.) This alternative estimate is particularly useful when the characteristic being estimated is a substantial part of the larger group; when the proportion is small, the improvement will be relatively minor. The improved estimate (usually referred to as a "ratio estimate") may be obtained by multiplying a percentage based on sample data by the figure which represents the complete count of the base of the percentage. An alternative method is to multiply the estimate shown in this report by the ratio of the complete count to the sample estimate of the larger group. The last column of table D contains such ratios for some major classes of items and can be used to derive ratio estimates.

The effect of using ratio estimates of this type is, in general, to reduce the relative sampling variability from that shown for an estimate of a given size in table F to that shown for the corresponding percentage in table G. Estimates of this type are not being published by the Bureau of the Census because of the much higher cost necessary for their preparation than for the estimates derived by multiplying the sample result by 30.

[2] The standard error of a median based on sample data may be estimated as follows: If the estimated total number reporting the characteristic is N, compute the number $\frac{N}{2} - 2.8\sqrt{N}$. Cumulate the frequencies in the table until the class interval which contains this number is located. By linear interpolation, obtain the value below which $\frac{N}{2} - 2.8\sqrt{N}$ cases lie. In a similar manner, obtain the value below which $\frac{N}{2} + 2.8\sqrt{N}$ cases lie. If information on the characteristic had been obtained from the total population, the chances are about 2 out of 3 that the median would lie between these two values. The chances will be about 19 out of 20 that the median will be in the interval computed similarly but using $\frac{N}{2} \pm 2(2.8)\sqrt{N}$ and about 99 in 100 that it will be in the interval obtained by using $\frac{N}{2} \pm (2.5)(2.8)\sqrt{N}$.

Table D.--COMPARISON OF COMPLETE COUNT AND 3 1/3-PERCENT SAMPLE DATA FOR PERSONS 5 YEARS OLD AND OVER, BY AGE, COLOR, AND SEX, FOR THE UNITED STATES: 1950

Age, color, and sex	Complete count	3 1/3-percent sample estimate	Percent distribution		Ratio of complete count to 3 1/3-percent sample estimate
			Complete count	3 1/3-percent sample estimate	
TOTAL					
5 to 13 years	22,179,756	22,302,030	100.0	100.0	0.995
5 years	2,712,431	2,723,190	12.2	12.2	0.996
6 years	2,765,153	2,774,070	12.5	12.4	0.997
7 to 9 years	7,722,101	7,762,050	34.8	34.8	0.995
10 to 13 years	8,980,071	9,042,720	40.5	40.5	0.993
MALE					
14 years and over	55,311,617	54,611,310	100.0	100.0	1.013
14 to 24 years	12,007,131	11,984,190	21.7	21.9	1.002
14 and 15 years	2,160,660	2,176,980	3.9	4.0	0.993
16 and 17 years	2,096,653	2,117,190	3.8	3.9	0.990
18 and 19 years	2,143,525	2,149,110	3.9	3.9	0.997
20 to 24 years	5,606,293	5,540,910	10.1	10.1	1.012
25 years and over	43,304,486	42,627,120	78.3	78.1	1.016
25 to 29 years	5,972,078	5,900,820	10.8	10.8	1.012
30 to 34 years	5,624,723	5,553,060	10.2	10.2	1.013
35 to 44 years	10,587,813	10,399,590	19.1	19.0	1.018
45 to 54 years	8,655,014	8,496,240	15.6	15.6	1.019
55 to 64 years	6,667,884	6,547,320	12.1	12.0	1.018
65 to 74 years	4,053,390	3,995,880	7.3	7.3	1.014
75 years and over	1,743,584	1,734,210	3.2	3.2	1.005

Table D.--COMPARISON OF COMPLETE COUNT AND 3 1/3-PERCENT SAMPLE DATA FOR PERSONS 5 YEARS OLD AND OVER, BY AGE, COLOR, AND SEX, FOR THE UNITED STATES: 1950--Con.

Age, color, and sex	Complete count	3 1/3-percent sample estimate	Percent distribution		Ratio of complete count to 3 1/3-percent sample estimate
			Complete count	3 1/3-percent sample estimate	
FEMALE					
14 years and over	57,042,417	57,093,690	100.0	100.0	0.999
14 to 24 years	12,230,492	12,236,580	21.4	21.4	1.000
14 and 15 years	2,093,822	2,091,870	3.7	3.7	1.001
16 and 17 years	2,053,633	2,070,480	3.6	3.6	0.992
18 and 19 years	2,207,502	2,208,300	3.9	3.9	1.000
20 to 24 years	5,875,535	5,865,930	10.3	10.3	1.002
25 years and over	44,811,925	44,857,110	78.6	78.6	0.999
25 to 29 years	6,270,182	6,284,160	11.0	11.0	0.998
30 to 34 years	5,892,284	5,887,740	10.3	10.3	1.001
35 to 44 years	10,862,546	10,847,280	19.0	19.0	1.001
45 to 54 years	8,687,639	8,688,390	15.2	15.2	1.000
55 to 64 years	6,626,711	6,635,460	11.6	11.6	0.999
65 to 74 years	4,361,495	4,395,480	7.6	7.7	0.992
75 years and over	2,111,068	2,118,600	3.7	3.7	0.996
NONWHITE					
5 years and over	13,776,266	13,747,050	100.0	100.0	1.002
5 and 6 years	667,749	671,370	4.8	4.9	0.995
7 to 13 years	2,087,608	2,084,790	15.2	15.2	1.001
14 to 19 years	1,558,573	1,549,650	11.3	11.3	1.006
20 to 24 years	1,302,641	1,296,870	9.5	9.4	1.004
25 to 34 years	2,478,132	2,459,700	18.0	17.9	1.007
35 to 44 years	2,201,596	2,197,860	16.0	16.0	1.002
45 to 54 years	1,637,860	1,637,550	11.9	11.9	1.000
55 to 64 years	946,257	947,640	6.9	6.9	0.999
65 to 74 years	647,724	652,800	4.7	4.7	0.992
75 years and over	248,126	248,820	1.8	1.8	0.997

Table E.--SCHOOL ENROLLMENT AND YEARS OF SCHOOL COMPLETED, FOR THE UNITED STATES, 1950, BASED ON 20-PERCENT AND 3 1/3-PERCENT SAMPLES OF THE CENSUS RETURNS

Age, school enrollment, years of school completed, and sex	20-percent sample estimate	3 1/3-percent sample estimate	Percent distribution		Ratio of 20-percent estimate to 3 1/3-percent estimate
			20-percent sample	3 1/3-percent sample	
SCHOOL ENROLLMENT					
Total, 5 to 13 years	22,292,150	22,302,030	100.0	100.0	1.000
Enrolled	18,237,430	18,232,020	81.8	81.8	1.000
Not enrolled	4,054,720	4,070,010	18.2	18.2	0.996
5 and 6 years	5,490,200	5,497,260	24.6	24.6	0.999
Enrolled	2,160,160	2,151,750	9.7	9.6	1.004
Not enrolled	3,330,040	3,345,510	14.9	15.0	0.995
In kindergarten	898,970	904,410	4.0	4.1	0.994
7 to 13 years	16,801,950	16,804,770	75.4	75.4	1.000
Enrolled	16,077,270	16,080,270	72.1	72.1	1.000
Not enrolled	724,680	724,500	3.3	3.2	1.000

Table E.--SCHOOL ENROLLMENT AND YEARS OF SCHOOL COMPLETED, FOR THE UNITED STATES, 1950, BASED ON 20-PERCENT AND 3 1/3-PERCENT SAMPLES OF THE CENSUS RETURNS--Con.

Age, school enrollment, years of school completed, and sex	20-percent sample estimate	3 1/3-percent sample estimate	Percent distribution		Ratio of 20-percent estimate to 3 1/3-percent estimate
			20-percent sample	3 1/3-percent sample	
YEARS OF SCHOOL COMPLETED					
Male, 25 years and over.....	42,684,720	42,627,120	100.0	100.0	1.001
No school years completed.....	1,110,370	1,120,950	2.6	2.6	0.991
Elementary: 1 to 4 years.....	3,947,525	3,952,770	9.2	9.3	0.999
5 to 7 years.....	7,022,225	7,003,500	16.5	16.4	1.003
8 years.....	8,828,475	8,847,630	20.7	20.8	0.998
High school: 1 to 3 years.....	7,005,380	6,974,400	16.4	16.4	1.004
4 years.....	7,528,945	7,511,130	17.6	17.6	1.002
College: 1 to 3 years.....	2,903,135	2,888,430	6.8	6.8	1.005
4 years or more.....	3,027,120	3,008,100	7.1	7.1	1.006
School years not reported.....	1,311,545	1,320,210	3.1	3.1	0.993
Female, 25 years and over.....	44,885,855	44,857,110	100.0	100.0	1.001
No school years completed.....	1,073,985	1,091,250	2.4	2.4	0.984
Elementary: 1 to 4 years.....	3,322,045	3,325,740	7.4	7.4	0.999
5 to 7 years.....	6,939,490	6,946,740	15.5	15.5	0.999
8 years.....	8,902,900	8,876,820	19.8	19.8	1.003
High school: 1 to 3 years.....	7,851,480	7,842,960	17.5	17.5	1.001
4 years.....	10,162,000	10,114,140	22.6	22.5	1.005
College: 1 to 3 years.....	3,358,500	3,358,320	7.5	7.5	1.000
4 years or more.....	2,257,325	2,263,530	5.0	5.0	0.997
School years not reported.....	1,018,130	1,037,610	2.3	2.3	0.981

Table F.--STANDARD ERROR OF ESTIMATED NUMBER

(Range of 2 chances out of 3)

Estimated number	United States			North and West			South	
	Total	Urban	Rural	Total	Urban	Rural	Total	Urban or rural
100.....	60	60	60	60	60	60	60	60
500.....	120	120	120	120	120	120	120	120
1,000.....	180	180	180	180	180	180	180	180
2,500.....	280	280	280	280	280	280	280	280
5,000.....	390	390	390	390	390	390	390	390
7,500.....	480	480	480	480	480	480	480	480
10,000.....	560	560	560	560	560	560	560	560
25,000.....	880	880	880	880	880	880	880	880
50,000.....	1,240	1,240	1,240	1,240	1,240	1,240	1,240	1,240
100,000.....	1,760	1,760	1,760	1,760	1,760	1,760	1,760	1,760
500,000.....	3,930	3,930	3,920	3,930	3,920	3,910	3,920	3,900
1,000,000.....	5,550	5,540	5,520	5,540	5,530	5,480	5,500	5,450
5,000,000.....	12,240	12,130	11,870	12,150	12,030	11,380	11,780	11,070
10,000,000.....	17,020	16,680	15,920	16,740	16,390	14,420	15,650	13,410
15,000,000.....	20,490	19,850	18,390	19,960	19,280	15,360	17,860	13,130
20,000,000.....	23,220	22,220	19,860	22,380	21,310	14,560	18,960	9,960
30,000,000.....	27,340	25,390	20,530	25,710	23,560	3,340	18,520	...
50,000,000.....	32,290	27,490	11,650	27,860	22,120	...	...	...
70,000,000.....	33,750	24,020	...	25,850	9,540	...	...	...
110,000,000.....	30,610	...	...	...	...	...	...	...

Table G.--STANDARD ERROR OF ESTIMATED PERCENTAGE

(Range of 2 chances out of 3)

Estimated percentage	Base of percentage							
	3,000	5,000	10,000	25,000	50,000	100,000	500,000	5,000,000
2 or 98	1.4	1.1	1.0	0.5	0.3	0.2	0.1	0.0
5 or 95	2.2	1.7	1.2	0.8	0.5	0.4	0.2	0.1
10 or 90	3.0	2.4	1.7	1.1	0.7	0.5	0.2	0.1
25 or 75	4.4	3.4	2.4	1.5	1.1	0.8	0.3	0.1
50	5.1	3.9	2.8	1.8	1.2	0.9	0.4	0.1

Table 1.—URBAN-RURAL RESIDENCE: CHILDREN 5 TO 13 YEARS OLD ENROLLED IN SCHOOL, BY YEAR OF SCHOOL IN WHICH ENROLLED, AGE, AND COLOR, FOR THE UNITED STATES, BY REGIONS, WITH URBANIZED AREAS AND OTHER URBAN AREAS BY SIZE OF PLACE: 1950

[Based on 3⅓-percent sample. Percent not shown where less than 0.1. Percent or median not shown where base is less than 3,000. In general, persons were enrolled in grade above one they had completed]

Area, age, school enrollment, and year of school in which enrolled	Total								Nonwhite							
		Urban					Rural nonfarm	Rural farm		Urban					Rural nonfarm	Rural farm
	Total population	Total urban	In urbanized areas: Places of 100,000 or more	In urbanized areas: Other	Not in urbanized areas: Places of 25,000 or more	Not in urbanized areas: Places of 2,500 to 25,000			Total population	Total urban	In urbanized areas: Places of 100,000 or more	In urbanized areas: Other	Not in urbanized areas: Places of 25,000 or more	Not in urbanized areas: Places of 2,500 to 25,000		
UNITED STATES																
Total, 5 to 13 years old	22,302,030	12,524,190	5,274,870	3,439,500	937,680	2,872,140	5,227,740	4,550,100	2,756,160	1,416,960	794,310	230,070	101,790	290,790	521,340	817,860
Enrolled in school	18,232,020	10,291,950	4,377,330	2,823,870	760,170	2,330,580	4,233,060	3,707,010	2,217,060	1,158,090	654,270	187,230	82,020	234,570	411,600	647,370
Percent	81.8	82.2	83.0	82.1	81.1	81.1	81.0	81.5	80.4	81.7	82.4	81.4	80.6	80.7	79.0	79.2
Not enrolled in school	4,070,010	2,232,240	897,540	615,630	177,510	541,560	994,680	843,090	539,100	258,870	140,040	42,840	19,770	56,220	109,740	170,490
5 years old	2,723,190	1,569,270	655,590	439,590	117,570	356,160	639,390	514,530	337,560	176,040	100,770	27,420	11,940	35,910	64,200	97,320
Enrolled in school	277,080	158,700	79,890	39,990	9,690	29,130	63,930	54,450	38,850	19,440	12,660	2,280	930	3,570	7,380	12,030
Percent	10.2	10.1	12.2	9.1	8.2	8.2	10.0	10.6	11.5	11.0	12.6	8.3	7.8	9.9	11.5	12.4
Year in which enrolled:																
Elementary: 1	72,450	51,840	32,220	12,870	1,500	5,250	10,410	10,200	13,530	7,620	5,430	780	390	1,020	1,770	4,140
2 or 3	7,680	4,260	2,100	1,050	180	930	1,710	1,710	1,410	840	510	60	30	240	240	330
Year not reported	196,950	102,600	45,570	26,070	8,010	22,950	51,810	42,540	23,910	10,980	6,720	1,440	510	2,310	5,370	7,560
Not enrolled in school	2,446,110	1,410,570	575,700	399,960	107,880	327,030	575,460	460,080	298,710	156,600	88,110	25,040	11,010	32,340	56,820	85,290
Enrolled in kindergarten	646,710	552,960	266,790	173,370	33,240	79,560	70,050	23,700	46,740	43,950	32,580	6,600	1,920	2,850	2,010	780
Percent	23.7	35.2	40.7	39.4	28.3	22.3	11.0	4.6	13.8	25.0	32.3	24.1	16.1	7.9	3.1	0.8
6 years old	2,774,070	1,591,200	668,460	447,000	117,540	358,200	658,530	524,340	333,810	174,300	98,400	28,110	12,360	35,430	63,780	95,730
Enrolled in school	1,874,670	1,134,540	512,940	320,370	75,270	225,960	416,520	323,610	219,240	122,010	73,830	18,300	7,440	22,440	39,300	57,930
Percent	67.6	71.3	76.7	71.7	64.0	63.1	63.2	61.7	65.7	70.0	75.0	65.1	60.2	63.3	61.6	60.5
Year in which enrolled:																
Elementary: 1	1,671,150	1,012,530	446,520	291,600	67,980	206,430	374,250	284,370	190,200	104,940	62,580	16,290	6,420	19,650	34,290	50,970
2	70,830	49,590	32,220	11,280	1,500	4,590	10,320	10,920	13,590	9,060	6,300	990	420	1,350	1,950	2,580
3 or 4	12,270	7,200	4,020	1,650	510	1,020	2,520	2,550	2,100	1,230	900	240	60	30	360	510
Year not reported	120,420	65,220	30,180	15,840	5,280	13,920	29,430	25,770	13,350	6,780	4,050	780	540	1,410	2,700	3,870
Median school year	1.5	1.5	1.5	1.5	1.5	1.5	1.5	1.5	1.5	1.5	1.6	1.5	1.5	1.5	1.5	1.5
Not enrolled in school	899,400	456,660	155,520	126,630	42,270	132,240	242,010	200,730	114,570	52,290	24,570	9,810	4,920	12,990	24,480	37,800
Enrolled in kindergarten	257,700	194,880	69,900	64,110	17,430	43,440	42,990	19,830	18,240	14,790	9,720	2,430	1,290	1,350	1,920	1,530
Percent	9.3	12.2	10.5	14.3	14.8	12.1	6.5	3.8	5.5	8.5	10.0	8.6	10.4	3.8	3.0	1.6
7 years old	2,835,780	1,652,430	707,850	464,760	120,000	359,820	659,580	523,770	326,460	172,230	99,330	28,170	11,910	32,820	61,800	92,430
Enrolled in school	2,677,530	1,571,280	670,260	445,170	114,180	341,670	620,070	486,180	298,980	161,220	93,390	26,160	11,190	30,480	55,740	82,020
Percent	94.4	95.1	94.7	95.8	95.2	95.0	94.0	92.8	91.6	93.6	94.0	92.9	94.0	92.9	90.2	88.7
Year in which enrolled:																
Elementary: 1	1,001,460	504,540	173,520	141,120	46,920	142,980	271,140	225,780	141,930	58,500	27,120	10,980	5,010	15,390	31,770	51,660
2	1,483,650	946,830	430,230	276,600	61,680	178,320	309,840	226,980	126,840	84,360	53,940	13,050	5,370	12,000	19,080	23,400
3	82,140	54,330	34,620	11,700	1,680	6,330	13,770	14,040	15,270	9,810	6,660	1,170	300	1,680	2,310	3,150
4 or 5	14,250	8,850	5,220	1,440	660	1,530	2,760	2,640	2,880	1,920	1,320	60	150	390	330	630
Year not reported	96,030	56,730	26,670	14,310	3,240	12,510	22,560	16,740	12,060	6,630	4,350	900	360	1,020	2,250	3,180
Median school year	2.2	2.3	2.3	2.3	2.1	2.1	2.1	2.0	2.0	2.2	2.3	2.1	2.1	2.0	1.8	1.8
Not enrolled in school	158,250	81,150	37,590	19,590	5,820	18,150	39,510	37,590	27,480	11,010	5,940	2,010	720	2,340	6,060	10,410
8 years old	2,573,190	1,454,400	606,150	402,570	112,830	332,850	605,220	513,570	320,220	162,420	90,150	26,880	12,000	33,390	61,170	96,630
Enrolled in school	2,460,450	1,396,980	580,890	388,110	108,450	319,530	577,560	485,910	299,760	154,740	85,830	25,770	11,370	31,770	56,550	88,470
Percent	95.6	96.1	95.8	96.4	96.1	96.0	95.4	94.6	93.6	95.3	95.2	95.9	94.8	95.1	92.4	91.6
Year in which enrolled:																
Elementary: 1	164,970	62,400	19,140	14,940	6,300	22,020	47,430	55,140	51,240	13,020	4,260	3,030	1,320	4,410	11,220	27,000
2	921,900	470,880	164,400	131,130	45,030	130,320	245,850	205,170	123,660	60,270	29,370	10,530	5,460	14,910	25,590	37,800
3	1,213,950	763,200	341,130	217,890	52,050	152,130	253,890	196,860	100,770	66,960	42,810	10,260	3,570	10,320	16,140	17,670
4	78,360	50,730	30,810	12,060	1,950	5,910	12,780	14,850	12,960	8,220	5,220	1,140	480	1,380	1,680	3,060
5 or 6	14,340	8,670	4,920	1,680	480	1,590	2,460	3,210	2,820	1,680	1,230	210	120	120	360	780
Year not reported	66,930	41,100	20,490	10,410	2,640	7,560	15,150	10,680	8,310	4,590	2,940	600	420	630	1,560	2,160
Median school year	3.1	3.2	3.3	3.2	3.0	3.0	3.0	2.9	2.8	3.0	3.2	2.9	2.8	2.7	2.6	2.4
Not enrolled in school	112,740	57,420	25,260	14,460	4,380	13,320	27,660	27,660	20,460	7,680	4,320	1,110	630	1,620	4,620	8,160
9 years old	2,353,080	1,314,720	544,320	365,460	98,430	306,510	554,790	483,570	292,680	152,760	84,660	25,440	11,010	31,650	54,150	85,770
Enrolled in school	2,259,720	1,266,900	522,240	353,970	95,160	295,530	532,020	460,800	277,050	145,500	80,520	24,330	10,470	30,180	50,790	80,760
Percent	96.0	96.4	95.9	96.9	96.7	96.4	95.9	95.3	94.7	95.2	95.1	95.6	95.1	95.4	93.8	94.2
Year in which enrolled:																
Elementary: 1	45,840	14,490	4,260	2,910	1,860	5,460	11,850	19,500	18,900	3,630	870	630	480	1,650	4,170	11,100
2	204,690	80,940	27,810	19,260	7,740	26,130	60,750	63,000	57,990	18,930	7,830	3,570	1,890	5,640	13,170	25,890
3	839,190	435,360	157,920	120,540	38,070	118,830	216,360	187,470	105,120	56,820	30,360	9,330	4,740	12,390	20,700	27,600
4	1,030,920	651,210	284,700	191,520	43,650	131,340	215,190	164,520	74,670	53,310	32,670	9,210	2,850	8,580	9,990	11,370
5	71,880	44,880	26,850	10,800	1,500	5,730	12,510	14,490	10,890	7,170	4,890	990	270	1,020	1,350	2,370
6 or 7	14,430	7,890	4,500	1,590	330	1,470	3,090	3,450	2,820	1,800	1,230	210	90	270	270	750
Year not reported	52,770	32,130	16,200	7,350	2,010	6,570	12,270	8,370	6,660	3,840	2,670	390	150	630	1,140	1,680
Median school year	4.0	4.1	4.2	4.2	4.0	4.0	3.9	3.8	3.6	3.8	4.0	3.8	3.6	3.6	3.4	3.1
Not enrolled in school	93,360	47,820	22,080	11,490	3,270	10,980	22,770	22,770	15,630	7,260	4,140	1,110	540	1,470	3,360	5,010
10 years old	2,326,530	1,272,720	535,170	340,320	98,760	298,470	553,740	500,070	301,050	152,040	83,550	25,650	12,030	30,810	58,590	90,420
Enrolled in school	2,234,400	1,226,310	514,020	329,460	94,740	288,090	531,450	476,640	284,400	145,590	79,980	24,690	11,400	29,520	54,900	83,910
Percent	96.0	96.4	96.0	96.8	95.9	96.5	96.0	95.3	94.5	95.8	95.7	96.3	94.8	95.8	93.7	92.8
Year in which enrolled:																
Elementary: 1	22,800	6,330	2,100	1,140	690	2,400	5,700	10,770	11,010	1,830	720	300	150	660	2,190	6,990
2	69,990	20,820	6,300	4,290	2,790	7,440	20,730	28,440	29,280	6,780	2,190	1,230	1,110	2,250	6,870	15,630
3	253,230	103,110	37,200	24,930	9,840	31,140	73,020	77,100	65,070	24,450	10,080	4,620	2,820	6,930	14,790	25,830
4	798,870	412,980	154,410	110,850	35,430	112,290	208,470	177,420	92,700	50,340	26,730	8,520	3,960	11,130	19,800	22,560
5	944,880	592,620	264,510	166,890	41,220	120,000	195,990	156,270	67,020	49,560	32,310	7,950	2,610	6,690	8,580	8,880
6	77,940	49,560	29,460	11,640	2,190	6,270	13,110	15,270	10,380	6,930	4,470	1,170	390	900	1,200	2,250
7 or 8	17,490	10,560	5,370	2,220	720	2,250	3,210	3,720	2,970	2,070	1,260	300	180	330	360	540
Year not reported	49,200	30,330	14,670	7,500	1,860	6,300	11,220	7,650	5,970	3,630	2,220	600	180	630	1,110	1,230
Median school year	4.9	5.1	5.2	5.1	4.9	4.9	4.8	4.7	4.4	4.8	5.0	4.7	4.4	4.4	4.2	3.7
Not enrolled in school	92,130	46,410	21,150	10,860	4,020	10,380	22,290	23,430	16,650	6,450	3,570	960	630	1,290	3,690	6,510

Table 1.—URBAN-RURAL RESIDENCE: CHILDREN 5 TO 13 YEARS OLD ENROLLED IN SCHOOL, BY YEAR OF SCHOOL IN WHICH ENROLLED, AGE, AND COLOR, FOR THE UNITED STATES, BY REGIONS, WITH URBANIZED AREAS AND OTHER URBAN AREAS BY SIZE OF PLACE: 1950—Con.

[Based on 3⅓-percent sample. Percent not shown where less than 0.1. Percent or median not shown where base is less than 3,000. In general, persons were enrolled in grade above one they had completed]

Area, age, school enrollment, and year of school in which enrolled	Total								Nonwhite							
		Urban					Rural nonfarm	Rural farm		Urban					Rural nonfarm	Rural farm
	Total population	Total urban	In urbanized areas		Not in urbanized areas				Total population	Total urban	In urbanized areas		Not in urbanized areas			
			Places of 100,000 or more	Other	Places of 25,000 or more	Places of 2,500 to 25,000					Places of 100,000 or more	Other	Places of 25,000 or more	Places of 2,500 to 25,000		
UNITED STATES--Con.																
11 years old	2,229,900	1,228,470	517,830	331,170	92,730	286,740	522,210	479,220	270,210	139,410	76,470	22,620	10,710	29,610	51,480	79,320
Enrolled in school	2,146,920	1,185,630	497,610	320,370	89,520	278,130	501,510	459,780	256,590	134,070	73,320	21,780	10,350	28,620	48,030	74,490
Percent	96.3	96.5	96.1	96.7	96.5	97.0	96.0	95.9	95.0	96.2	95.9	96.3	96.6	96.7	93.3	93.9
Year in which enrolled:																
Elementary: 1 or 2	40,560	11,100	4,110	1,860	900	4,230	10,890	18,570	18,750	3,480	1,230	450	300	1,500	3,690	11,580
3	87,870	29,160	9,060	5,940	3,150	11,010	25,650	33,060	31,440	8,610	2,370	1,590	1,050	3,600	7,440	15,390
4	258,330	111,600	41,040	27,360	10,140	33,060	71,340	75,390	55,860	23,550	10,530	4,170	2,280	6,570	11,820	20,490
5	740,730	393,270	151,680	106,980	31,980	102,630	186,270	161,190	75,510	44,460	24,630	7,530	3,330	8,970	13,860	17,190
6	882,930	555,750	245,070	158,280	38,460	113,940	179,700	147,480	53,640	39,360	25,890	5,580	2,250	5,640	7,650	6,630
7	68,970	44,190	26,160	10,170	2,070	5,790	11,760	13,020	8,760	6,120	4,380	720	330	690	1,290	1,350
8[1]	20,790	12,420	6,750	2,850	660	2,160	4,440	3,930	4,290	2,790	1,530	450	240	570	870	630
Year not reported	46,740	28,140	13,740	6,930	2,160	5,310	11,460	7,140	8,340	5,700	2,760	1,290	570	1,080	1,410	1,230
Median school year	5.9	6.1	6.1	6.1	5.9	5.9	5.7	5.6	5.2	5.6	5.9	5.5	5.4	5.2	5.0	4.5
Not enrolled in school	82,980	42,840	20,220	10,800	3,210	8,610	20,700	19,440	13,620	5,340	3,150	840	360	990	3,450	4,830
12 years old	2,298,600	1,249,710	530,430	336,690	90,330	292,260	535,140	513,750	297,630	148,200	82,170	23,760	10,620	31,650	56,130	93,300
Enrolled in school	2,205,450	1,204,170	510,210	324,990	86,730	282,240	513,150	488,130	281,580	141,600	78,810	22,800	9,900	30,090	52,800	87,180
Percent	95.9	96.4	96.2	96.5	96.0	96.6	95.9	95.0	94.6	95.5	95.9	96.0	93.2	95.1	94.1	93.4
Year in which enrolled:																
Elementary: 1 to 3	74,520	20,880	7,380	3,540	1,770	8,190	19,260	34,380	34,830	6,720	2,250	870	600	3,000	7,560	20,550
4	117,090	40,230	14,190	7,980	3,660	14,400	33,960	42,900	39,810	11,910	4,620	1,830	1,260	4,200	8,520	19,380
5	279,720	124,800	46,680	30,630	10,860	36,630	78,210	76,710	58,260	26,310	12,090	4,920	2,580	6,720	12,780	19,170
6	745,560	395,730	151,590	108,930	31,080	104,130	183,270	166,560	74,670	44,460	25,860	7,350	2,790	8,460	12,540	17,670
7	843,390	531,450	237,240	153,150	35,160	105,900	170,100	141,840	54,360	38,820	24,990	5,940	2,010	5,880	8,370	7,170
8	83,760	52,350	31,860	11,910	2,160	6,420	14,340	17,070	10,740	7,620	5,520	1,050	300	750	1,080	2,040
High school: 1 or 2	16,410	10,650	6,270	2,190	570	1,620	2,820	2,940	3,090	2,220	1,410	180	180	450	450	420
Year not reported	45,000	28,080	15,000	6,660	1,470	4,950	11,190	5,730	5,820	3,540	2,070	660	180	630	1,500	780
Median school year	6.8	7.0	7.1	7.1	6.8	6.8	6.7	6.5	6.1	6.5	6.8	6.5	6.2	6.1	5.7	5.2
Not enrolled in school	93,150	45,540	20,220	11,700	3,600	10,020	21,990	25,620	16,050	6,600	3,360	960	720	1,560	3,330	6,120
13 years old	2,187,690	1,191,270	509,070	311,580	89,490	281,130	499,140	497,280	276,540	139,560	78,810	22,020	9,210	29,520	50,040	86,940
Enrolled in school	2,095,800	1,147,440	489,270	301,440	86,430	270,300	476,850	471,510	260,610	133,920	75,930	21,120	8,970	27,900	46,110	80,580
Percent	95.8	96.3	96.1	96.7	96.6	96.1	95.5	94.8	94.2	96.0	96.3	95.9	97.4	94.5	92.1	92.7
Year in which enrolled:																
Elementary: 1 to 4	98,700	27,540	10,470	4,590	2,610	9,870	26,790	44,370	44,100	8,790	3,030	1,410	960	3,390	9,780	25,530
5	117,630	44,760	15,330	9,510	4,290	15,630	33,570	39,300	36,090	13,530	5,580	2,160	1,320	4,470	7,680	14,880
6	275,160	124,530	49,830	30,390	10,350	33,960	73,770	76,860	53,220	26,250	13,260	4,470	2,100	6,420	9,960	17,010
7	683,370	365,490	142,980	99,480	29,610	93,420	165,030	152,850	64,140	39,570	23,370	6,480	2,610	7,110	10,770	13,800
8	780,570	491,880	217,080	136,590	34,560	103,650	153,960	134,730	45,930	33,630	21,870	5,460	1,470	4,830	5,760	6,540
High school: 1	80,160	52,800	30,600	11,700	2,760	7,740	12,960	14,400	9,840	7,260	5,340	600	300	1,020	1,050	1,530
2 or 3	16,740	11,940	7,770	2,190	420	1,560	1,980	2,820	2,340	1,860	1,320	210	30	300	180	300
Year not reported	43,470	28,500	15,210	6,990	1,830	4,470	8,790	6,180	4,950	3,030	2,160	330	180	360	930	990
Median school year	7.8	8.0	8.1	8.0	7.8	7.8	7.6	7.5	6.9	7.4	7.6	7.4	7.0	6.9	6.5	6.0
Not enrolled in school	91,890	43,830	19,800	10,140	3,060	10,830	22,290	25,770	15,930	5,640	2,880	900	240	1,620	3,930	6,360
NORTH AND WEST																
Total, 5 to 13 years old	14,324,280	9,327,090	4,169,370	2,782,170	620,220	1,755,330	2,990,940	2,006,250	771,660	656,700	490,380	104,130	21,750	40,440	77,280	37,680
Enrolled in school	11,844,600	7,721,160	3,481,800	2,296,740	506,580	1,436,040	2,457,390	1,666,050	626,310	542,400	406,560	85,710	17,220	32,910	57,480	26,430
Percent	82.7	82.8	83.5	82.6	81.7	81.8	82.2	83.0	81.2	82.6	82.9	82.3	79.2	81.4	74.4	70.1
Not enrolled in school	2,479,680	1,605,930	687,570	485,430	113,640	319,290	533,550	340,200	145,350	114,300	83,820	18,420	4,530	7,530	19,800	11,250
5 years old	1,745,430	1,156,770	511,350	353,790	76,830	214,800	361,260	227,400	95,100	81,960	61,470	13,140	2,610	4,740	8,820	4,320
Enrolled in school	189,360	124,680	66,810	33,450	6,720	17,700	39,030	25,650	12,360	10,470	8,670	1,290	180	330	1,320	570
Percent	10.8	10.8	13.1	9.5	8.7	8.2	10.8	11.3	13.0	12.8	14.1	9.8	...	7.0	15.0	13.2
Year in which enrolled:																
Elementary: 1	57,810	46,440	29,490	12,330	1,020	3,600	7,050	4,320	5,040	4,590	3,870	570	90	60	210	240
2 or 3	4,560	3,120	1,620	900	60	540	900	540	300	300	240	...	...	60	...	...
Year not reported	126,990	75,120	35,700	20,220	5,640	13,560	31,080	20,790	7,020	5,580	4,560	720	90	210	1,110	330
Not enrolled in school	1,556,070	1,032,090	444,540	320,340	70,110	197,100	322,230	201,750	82,740	71,490	52,800	11,850	2,430	4,410	7,500	3,750
Enrolled in kindergarten	583,560	497,370	235,200	161,820	28,860	71,490	64,230	21,960	33,780	32,370	24,570	5,520	1,020	1,260	1,200	210
Percent	33.4	43.0	46.0	45.7	37.6	33.3	17.8	9.7	35.5	39.5	40.0	42.0	...	26.6	13.6	4.9
6 years old	1,790,520	1,180,380	525,510	360,000	77,340	217,530	376,110	234,030	92,910	78,870	60,090	11,970	2,730	4,080	9,330	4,710
Enrolled in school	1,282,170	875,820	415,440	265,500	51,330	143,550	252,060	154,290	66,630	60,000	47,070	8,610	1,680	2,640	4,650	1,980
Percent	71.6	74.2	79.1	73.8	66.4	66.0	67.0	65.9	71.7	76.1	78.3	71.9	...	64.7	49.8	42.0
Year in which enrolled:																
Elementary: 1	1,145,850	781,350	360,870	241,470	46,380	132,630	228,240	136,260	56,310	51,000	39,330	7,710	1,530	2,430	3,780	1,530
2	54,240	42,870	28,830	10,470	960	2,610	6,390	4,980	5,820	5,280	4,560	540	60	120	390	150
3 or 4	7,590	5,310	3,210	1,320	330	450	1,410	870	840	810	690	120	...	...	30	...
Year not reported	74,490	46,290	22,530	12,240	3,660	7,860	16,020	12,180	3,660	2,910	2,490	240	90	90	450	300
Median school year	1.5	1.5	1.5	1.5	1.5	1.5	1.5	1.5	1.6	1.6	1.6	1.5	...	...	1.6	...
Not enrolled in school	508,350	304,560	110,070	94,500	26,010	73,980	124,050	79,740	26,280	18,870	13,020	3,360	1,050	1,440	4,680	2,730
Enrolled in kindergarten	224,730	170,430	58,290	58,590	15,300	38,250	37,740	16,560	10,440	8,970	6,030	1,710	630	600	1,200	270
Percent	12.6	14.4	11.1	16.3	19.8	17.6	10.0	7.1	11.2	11.4	10.0	14.3	...	14.7	12.9	5.7
7 years old	1,873,560	1,252,020	567,240	378,420	81,300	225,060	383,430	238,110	94,860	81,900	62,010	12,210	3,090	4,590	8,610	4,350
Enrolled in school	1,784,910	1,193,520	537,810	363,180	77,820	214,710	364,830	226,560	87,660	77,040	58,320	11,580	2,940	4,200	7,200	3,420
Percent	95.3	95.3	94.8	96.0	95.7	95.4	95.1	95.1	92.4	94.1	94.0	94.8	95.1	91.5	83.6	78.6
Year in which enrolled:																
Elementary: 1	568,590	342,900	126,060	107,070	30,240	79,530	140,220	85,470	27,150	21,750	14,670	4,110	1,230	1,740	3,930	1,470
2	1,082,040	754,380	355,830	232,860	43,710	121,980	202,020	125,640	48,750	44,880	34,980	6,300	1,440	2,160	2,520	1,350
3	59,580	45,300	30,600	10,200	1,020	3,480	7,830	6,450	5,760	5,310	4,650	510	60	90	300	150
4 or 5	8,970	6,660	4,260	1,230	390	780	1,440	870	960	900	810	60	30	...	30	30
Year not reported	65,730	44,280	21,060	11,820	2,460	8,940	13,320	8,130	5,040	4,200	3,210	600	180	210	420	420
Median school year	2.3	2.3	2.4	2.3	2.2	2.2	2.2	2.2	2.3	2.3	2.4	2.2	2.1	2.1	1.9	2.0
Not enrolled in school	88,650	58,500	29,430	15,240	3,480	10,350	18,600	11,550	7,200	4,860	3,690	630	150	390	1,410	930

[1] Includes a few persons enrolled in first year of high school.

Table 1.—URBAN-RURAL RESIDENCE: CHILDREN 5 TO 13 YEARS OLD ENROLLED IN SCHOOL, BY YEAR OF SCHOOL IN WHICH ENROLLED, AGE, AND COLOR, FOR THE UNITED STATES, BY REGIONS, WITH URBANIZED AREAS AND OTHER URBAN AREAS BY SIZE OF PLACE: 1950—Con.

[Based on 3⅓-percent sample. Percent not shown where less than 0.1. Percent or median not shown where base is less than 3,000. In general, persons were enrolled in grade above one they had completed]

Area, age, school enrolment, and year of school in which enrolled	Total								Nonwhite							
		Urban					Rural nonfarm	Rural farm		Urban					Rural nonfarm	Rural farm
	Total population	Total urban	In urbanized areas		Not in urbanized areas				Total population	Total urban	In urbanized areas		Not in urbanized areas			
			Places of 100,000 or more	Other	Places of 25,000 or more	Places of 2,500 to 25,000					Places of 100,000 or more	Other	Places of 25,000 or more	Places of 2,500 to 25,000		
NORTH AND WEST--Con.																
8 years old	1,656,630	1,084,560	479,550	325,710	74,700	204,600	346,560	225,510	88,740	74,640	55,620	11,910	2,400	4,710	9,570	4,530
Enrolled in school	1,592,490	1,042,740	459,390	314,070	72,030	197,250	333,030	216,720	83,010	70,890	52,650	11,550	2,190	4,500	8,340	3,780
Percent	96.1	96.1	95.8	96.4	96.4	96.4	96.1	96.1	93.5	95.0	94.7	97.0	91.3	95.5	87.1	83.4
Year in which enrolled:																
Elementary: 1	62,760	34,920	12,360	9,750	3,480	9,330	18,510	9,330	5,400	3,000	1,740	720	210	330	1,650	750
2	537,480	322,320	117,810	100,860	27,900	75,750	131,460	83,700	28,200	22,890	15,510	4,350	900	2,130	3,630	1,680
3	880,860	605,880	282,510	183,330	37,380	102,660	164,910	110,070	39,960	36,810	28,740	5,400	900	1,770	2,340	810
4	56,880	42,210	27,150	10,500	1,110	3,450	7,380	7,290	4,860	4,410	3,600	600	30	180	180	270
5 or 6	9,210	6,750	4,110	1,380	270	990	1,260	1,200	990	930	840	90	...	...	30	30
Year not reported	45,300	30,660	15,450	8,250	1,890	5,070	9,510	5,130	3,600	2,850	2,220	390	150	90	510	240
Median school year	3.2	3.2	3.3	3.2	3.1	3.1	3.1	3.1	3.2	3.2	3.3	3.1	2.9	2.9	2.6	2.6
Not enrolled in school	64,140	41,820	20,160	2,670	7,350	13,530	8,790	5,730	3,750	2,970	2,970	360	210	210	1,230	750
9 years old	1,502,610	974,220	427,800	294,210	65,160	187,050	317,010	211,380	84,270	71,820	52,680	11,880	2,430	4,830	8,580	3,870
Enrolled in school	1,446,990	939,180	410,220	285,120	63,060	180,780	305,100	202,710	79,170	68,100	49,710	11,460	2,310	4,620	7,770	3,300
Percent	96.3	96.4	95.9	96.9	96.8	96.6	96.2	95.9	93.9	94.8	94.4	96.5	...	95.7	90.6	85.3
Year in which enrolled:																
Elementary: 1	12,720	7,020	2,640	1,950	810	1,620	3,240	2,460	1,260	660	390	90	120	60	300	300
2	82,950	45,870	17,550	12,510	4,080	11,730	23,820	13,260	8,820	6,090	3,990	1,140	330	630	1,710	1,020
3	495,420	300,450	115,110	92,730	23,190	69,420	116,670	78,300	29,220	25,080	17,790	4,260	930	2,100	3,120	1,020
4	757,740	516,960	235,050	160,500	32,070	89,340	144,150	96,630	31,950	29,040	21,660	5,010	840	1,530	2,070	840
5	52,230	37,740	23,490	9,780	1,170	3,300	7,650	6,840	4,230	4,020	3,330	570	30	90	180	30
6 or 7	9,330	6,150	3,690	1,320	210	930	1,890	1,290	1,050	990	840	90	30	30	60	...
Year not reported	36,600	24,990	12,690	6,330	1,530	4,440	7,680	3,930	2,640	2,220	1,710	300	30	180	330	90
Median school year	4.2	4.2	4.3	4.2	4.1	4.1	4.0	4.1	4.0	4.0	4.1	4.0	...	3.7	3.5	3.3
Not enrolled in school	55,620	35,040	17,580	9,090	2,100	6,270	11,910	8,670	5,100	3,720	2,970	420	120	210	810	570
10 years old	1,468,470	940,620	422,100	272,640	64,170	181,710	312,300	215,550	81,780	70,440	52,110	12,330	2,070	3,930	7,530	3,810
Enrolled in school	1,415,130	905,370	404,730	263,970	61,590	175,080	301,860	207,900	77,100	67,350	49,860	11,850	2,010	3,630	6,660	3,090
Percent	96.4	96.3	95.9	96.8	96.0	96.4	96.7	96.5	94.3	95.6	95.7	96.1	...	92.4	88.4	81.1
Year in which enrolled:																
Elementary: 1	5,730	3,090	1,350	720	180	840	1,590	1,050	930	600	390	90	...	120	270	60
2	18,960	9,390	3,330	2,580	900	2,580	5,880	3,690	2,580	1,590	930	330	150	180	600	390
3	107,940	59,190	24,180	16,710	4,950	13,350	30,570	18,180	9,480	7,440	5,190	1,320	390	540	1,500	540
4	481,050	288,600	114,600	85,560	22,260	66,180	115,020	77,430	25,860	22,170	16,140	3,930	630	1,470	2,610	1,080
5	699,780	473,430	219,870	140,700	30,000	82,860	131,850	94,500	30,780	28,770	22,020	4,860	720	1,170	1,260	750
6	56,520	40,470	25,620	9,540	1,650	3,660	8,100	7,950	3,840	3,630	2,850	660	120	...	120	90
7 or 8	11,820	8,280	4,620	1,800	420	1,440	1,770	1,770	1,170	1,140	900	150	...	90	30	...
Years not reported	33,330	22,920	11,160	6,360	1,230	4,170	7,080	3,330	2,460	2,010	1,440	510	...	60	270	180
Median school year	5.1	5.2	5.2	5.2	5.1	5.0	5.0	5.0	4.9	5.0	5.1	5.0	...	4.6	4.3	4.4
Not enrolled in school	53,340	35,250	17,370	8,670	2,580	6,630	10,440	7,650	4,680	3,090	2,250	480	60	300	870	720
11 years old	1,435,170	918,960	411,420	268,320	62,580	176,640	300,390	215,820	77,640	64,740	47,130	10,080	2,340	5,190	8,850	4,050
Enrolled in school	1,385,550	886,710	395,070	260,010	60,450	171,180	289,530	209,310	73,230	62,100	45,060	9,720	2,220	5,100	7,650	3,480
Percent	96.5	96.5	96.0	96.9	96.6	96.9	96.4	97.0	94.3	95.9	95.6	96.4	...	98.3	86.4	85.9
Year in which enrolled:																
Elementary: 1 or 2	9,930	5,100	2,760	1,140	300	900	2,670	2,160	1,320	690	510	60	30	90	330	300
3	25,740	13,620	5,340	3,510	1,050	3,720	7,950	4,170	3,030	1,770	960	420	60	330	810	450
4	122,640	69,240	28,260	19,320	5,130	16,530	32,250	21,150	10,470	8,250	5,520	1,680	240	810	1,440	780
5	466,860	282,570	114,180	84,600	21,600	62,190	107,310	76,980	24,210	20,970	15,000	3,480	930	1,560	2,250	990
6	661,200	447,630	205,800	134,160	28,860	78,810	121,560	92,010	23,580	21,660	17,040	2,640	510	1,470	1,440	480
7	51,870	37,350	22,830	8,940	1,530	4,050	7,260	7,260	3,690	3,330	2,910	270	60	90	300	60
8[1]	15,210	10,110	5,700	2,520	480	1,410	2,970	2,130	2,280	1,830	1,110	300	150	270	390	60
Years not reported	32,100	21,090	10,200	5,820	1,500	3,570	7,560	3,450	4,650	3,600	2,010	870	240	480	690	360
Median school year	6.1	6.1	6.2	6.1	6.0	6.0	5.9	6.0	5.8	5.9	6.0	5.7	...	5.7	5.4	5.0
Not enrolled in school	49,620	32,250	16,350	8,310	2,130	5,460	10,860	6,510	4,410	2,640	2,070	360	120	90	1,200	570
12 years old	1,451,850	928,440	419,730	273,960	59,280	175,470	302,520	220,890	80,460	67,830	49,980	11,400	2,040	4,410	8,580	4,050
Enrolled in school	1,399,020	894,300	403,590	264,540	56,820	169,350	291,600	213,120	75,270	64,440	47,760	10,800	1,740	4,140	7,440	3,390
Percent	96.4	96.3	96.2	96.6	95.9	96.5	96.4	96.5	93.5	95.0	95.6	94.7	...	93.9	86.7	83.7
Year in which enrolled:																
Elementary: 1 to 3	17,490	9,720	4,800	2,370	540	2,010	4,650	3,120	2,670	1,680	1,080	360	30	210	570	420
4	38,310	19,800	8,220	5,160	1,470	4,950	12,330	6,180	4,350	3,150	2,100	570	60	420	780	420
5	136,680	78,270	31,530	22,440	5,640	18,660	35,250	23,160	11,760	9,330	6,300	2,040	330	660	1,530	900
6	468,840	283,740	114,930	85,860	20,370	62,580	106,230	78,870	23,340	20,370	15,240	3,420	450	1,260	2,070	900
7	632,970	429,540	199,800	131,370	25,830	72,540	114,900	88,530	23,610	21,630	16,800	3,180	570	1,080	1,470	510
8	62,520	43,440	27,420	10,110	1,500	4,410	9,600	9,480	5,070	4,680	3,810	630	60	180	240	150
High school: 1 or 2	11,220	8,430	5,400	1,860	420	750	1,530	1,260	1,470	1,320	1,020	150	120	30	120	30
Year not reported	30,990	21,360	11,490	5,370	1,050	3,450	7,110	2,520	3,000	2,280	1,410	450	120	300	660	60
Median school year	7.0	7.1	7.2	7.1	7.0	6.9	6.8	6.9	6.7	6.8	6.9	6.6	...	6.5	6.2	5.9
Not enrolled in school	52,830	34,140	16,140	9,420	2,460	6,120	10,920	7,770	5,190	3,390	2,220	600	300	270	1,140	660
13 years old	1,400,040	891,120	404,670	255,120	58,860	172,470	291,360	217,560	75,900	64,500	49,290	9,210	2,040	3,960	7,410	3,990
Enrolled in school	1,348,980	858,840	388,740	246,900	56,760	166,440	280,350	209,790	71,880	62,010	47,460	8,850	1,950	3,750	6,450	3,420
Percent	96.4	96.4	96.1	96.8	96.4	96.5	96.2	96.4	94.7	96.1	96.3	96.1	...	94.7	87.0	85.7
Year in which enrolled:																
Elementary: 1 to 4	22,800	12,240	6,390	2,820	480	2,550	6,240	4,320	3,720	2,010	1,350	390	...	270	930	780
5	41,640	22,530	8,970	5,790	1,800	5,970	12,330	6,780	4,680	3,450	2,430	480	180	360	720	510
6	140,130	80,400	35,070	22,110	5,700	17,520	34,770	24,960	12,000	10,170	7,350	1,740	300	780	1,140	690
7	442,590	267,450	109,980	80,010	19,680	57,780	100,230	74,910	21,810	19,350	14,490	3,090	780	990	1,830	630
8	597,600	400,860	183,000	118,410	25,740	73,710	110,910	85,830	21,420	19,710	15,240	2,790	540	1,140	1,170	540
High school: 1	59,280	42,960	26,250	9,990	1,800	4,920	8,160	8,160	4,590	4,260	3,970	180	90	120	210	120
2 or 3	12,930	9,960	6,900	1,800	360	900	1,470	1,500	1,110	1,110	990	60	...	60	...	...
Year not reported	32,010	22,440	12,180	5,970	1,200	3,090	6,240	3,330	2,550	1,950	1,740	120	60	30	450	150
Median school year	8.0	8.1	8.2	8.1	8.0	8.0	7.8	7.9	7.7	7.7	7.8	7.6	...	7.5	7.1	6.5
Not enrolled in school	51,060	32,280	15,930	8,220	2,100	6,030	11,010	7,770	4,020	2,490	1,830	360	90	210	960	570

[1] Includes a few persons enrolled in first year of high school.

Table 1.—URBAN-RURAL RESIDENCE: CHILDREN 5 TO 13 YEARS OLD ENROLLED IN SCHOOL, BY YEAR OF SCHOOL IN WHICH ENROLLED, AGE, AND COLOR, FOR THE UNITED STATES, BY REGIONS, WITH URBANIZED AREAS AND OTHER URBAN AREAS BY SIZE OF PLACE: 1950—Con.

[Based on 3¼-percent sample. Percent not shown where less than 0.1. Percent or median not shown where base is less than 3,000. In general, persons were enrolled in grade above one they had completed]

Area, age, school enrollment, and year of school in which enrolled	Total								Nonwhite							
		Urban					Rural nonfarm	Rural farm		Urban					Rural nonfarm	Rural farm
	Total population	Total urban	In urbanized areas		Not in urbanized areas				Total population	Total urban	In urbanized areas		Not in urbanized areas			
			Places of 100,000 or more	Other	Places of 25,000 or more	Places of 2,500 to 25,000					Places of 100,000 or more	Other	Places of 25,000 or more	Places of 2,500 to 25,000		
SOUTH																
Total, 5 to 13 years old.	7,977,750	3,197,100	1,105,500	657,330	317,460	1,116,810	2,236,800	2,543,850	1,984,500	760,280	303,930	125,940	80,040	250,350	444,060	780,180
Enrolled in school	6,387,420	2,570,790	895,530	527,130	253,590	894,540	1,775,670	2,040,960	1,590,750	615,690	247,710	101,520	64,800	201,660	354,120	620,940
Percent	80.1	80.4	81.0	80.2	79.9	80.1	79.4	80.2	80.2	81.0	81.5	80.6	81.0	80.6	79.7	79.6
Not enrolled in school	1,590,330	626,310	209,970	130,200	63,870	222,270	461,130	502,890	393,750	144,570	56,220	24,420	15,240	48,690	89,940	159,240
5 years old	977,760	412,500	144,240	86,160	40,740	141,360	278,130	287,130	242,460	94,080	39,300	14,280	9,330	31,170	55,380	93,000
Enrolled in school	87,720	34,020	13,080	6,540	2,970	11,430	24,930	28,800	26,490	8,970	3,990	990	750	3,240	6,060	11,460
Percent	9.0	8.2	9.1	7.6	7.3	8.1	9.0	10.0	10.9	9.5	10.2	6.9	8.0	10.4	10.9	12.3
Year in which enrolled:																
Elementary: 1	14,640	5,400	2,730	540	480	1,650	3,360	5,880	8,490	3,030	1,560	210	300	960	1,560	3,900
2 or 3	3,120	1,140	480	150	120	390	810	1,170	1,110	540	270	60	30	180	240	330
Year not reported	69,960	27,480	9,870	5,850	2,370	9,390	20,730	21,750	16,890	5,400	2,160	720	420	2,100	4,260	7,230
Not enrolled in school	890,040	378,480	131,160	79,620	37,770	129,930	253,230	258,330	215,970	85,110	35,310	13,190	8,580	27,930	49,320	81,540
Enrolled in kindergarten	63,150	55,590	31,590	11,550	4,380	8,070	5,820	1,740	12,960	11,580	8,010	2,080	900	1,590	810	570
Percent	6.5	13.5	21.9	13.4	10.8	5.7	2.1	0.6	5.3	12.3	20.4	7.6	9.6	5.1	1.5	0.6
6 years old	983,550	410,820	142,950	87,000	40,200	140,670	282,420	290,310	240,900	95,430	38,310	16,140	9,630	31,350	54,450	91,020
Enrolled in school	592,500	258,720	97,500	54,870	23,940	82,410	164,460	169,320	152,610	62,010	26,760	9,690	5,760	19,800	34,650	55,950
Percent	60.2	63.0	68.2	63.1	59.6	58.6	58.2	58.3	63.3	65.0	69.9	60.0	59.8	63.2	63.6	61.5
Year in which enrolled:																
Elementary: 1	525,300	231,180	85,650	50,130	21,600	73,800	146,010	148,110	133,890	53,940	23,250	8,580	4,890	17,220	30,510	49,440
2	16,590	6,720	3,390	810	540	1,980	3,930	5,940	7,770	3,780	1,740	450	360	1,230	1,550	2,430
3 or 4	4,680	1,890	810	330	180	570	1,110	1,680	1,260	420	210	120	60	30	330	510
Year not reported	45,930	18,930	7,650	3,600	1,620	6,060	13,410	13,590	9,690	3,870	1,560	540	450	1,320	2,250	3,570
Median school year	1.5	1.5	1.5	1.5	1.5	1.5	1.5	1.5	1.5	1.5	1.5	1.5	1.5	1.5	1.5	1.5
Not enrolled in school	391,050	152,100	45,450	32,130	16,260	58,260	117,960	120,990	88,290	33,420	12,550	6,450	3,870	11,550	19,800	35,070
Enrolled in kindergarten	32,970	24,450	11,610	5,520	2,130	5,190	5,250	3,270	7,800	5,820	3,690	720	660	750	720	1,260
Percent	3.4	6.0	8.1	6.3	5.3	3.7	1.9	1.1	3.2	6.1	9.6	4.5	6.9	2.4	1.3	1.4
7 years old	962,220	400,410	140,610	86,340	38,700	134,760	276,150	285,660	231,600	90,330	37,320	15,960	8,820	28,230	53,190	88,080
Enrolled in school	892,620	377,760	132,450	81,990	36,360	126,960	255,240	259,620	211,320	84,180	35,070	14,580	8,250	26,280	48,540	78,600
Percent	92.8	94.3	94.2	95.0	94.0	94.2	92.4	90.9	91.2	93.2	94.0	91.4	93.5	93.1	91.3	89.2
Year in which enrolled:																
Elementary: 1	432,870	161,640	47,460	34,050	16,680	63,450	130,920	140,310	114,780	36,750	12,450	6,870	3,780	13,650	27,840	50,190
2	401,610	192,450	74,400	43,740	17,970	56,340	107,820	101,340	78,090	39,480	18,960	6,750	3,930	9,840	16,560	22,050
3	22,560	9,030	4,020	1,500	650	2,850	5,940	7,590	9,510	4,500	2,010	660	240	1,590	2,010	3,000
4 or 5	5,280	2,190	960	210	270	750	1,320	1,770	1,920	1,020	510	...	120	390	300	600
Year not reported	30,300	12,450	5,610	2,490	780	3,570	9,240	8,610	7,020	2,430	1,140	300	180	810	1,830	2,760
Median school year	2.0	2.1	2.2	2.1	2.1	2.0	1.9	1.9	1.9	2.1	2.2	2.0	2.1	1.9	1.8	1.8
Not enrolled in school	69,600	22,650	8,160	4,350	2,340	7,800	20,910	26,040	20,280	6,150	2,250	1,380	570	1,950	4,650	9,480
8 years old	916,560	369,840	126,600	76,860	38,130	128,250	258,660	288,060	231,480	87,780	34,530	14,970	9,600	28,680	51,600	92,100
Enrolled in school	867,960	354,240	121,500	74,040	36,420	122,280	244,530	269,190	216,750	83,850	33,180	14,220	9,180	27,270	48,210	84,690
Percent	94.7	95.8	96.0	96.3	95.5	95.3	94.5	93.4	93.6	95.5	96.1	95.0	95.6	95.1	93.4	92.0
Year in which enrolled:																
Elementary: 1	102,210	27,480	6,780	5,190	2,820	12,690	28,920	45,810	45,840	10,020	2,520	2,310	1,110	4,080	9,570	26,250
2	384,420	148,560	46,590	30,270	17,130	54,570	114,390	121,470	95,460	37,380	13,860	6,180	4,560	12,780	21,960	36,120
3	333,090	157,320	58,620	34,560	14,670	49,470	88,980	86,790	60,810	30,150	14,070	4,860	2,670	8,550	13,800	16,860
4	21,480	8,520	3,660	1,560	840	2,460	5,400	7,560	8,100	3,810	1,620	540	450	1,200	1,500	2,790
5 or 6	5,130	1,920	810	300	210	600	1,200	2,010	1,830	750	390	120	120	120	330	750
Year not reported	21,630	10,440	5,040	2,160	750	2,490	5,640	5,550	4,710	1,740	720	210	270	540	1,050	1,920
Median school year	2.8	3.0	3.1	3.0	2.9	2.9	2.8	2.7	2.6	2.8	3.0	2.8	2.7	2.7	2.6	2.4
Not enrolled in school	48,600	15,600	5,100	2,820	1,710	5,970	14,130	18,870	14,730	3,930	1,350	750	420	1,410	3,390	7,410
9 years old	850,470	340,500	116,520	71,250	33,270	119,460	237,780	272,190	208,410	80,940	31,980	13,560	8,580	26,820	45,570	81,900
Enrolled in school	812,730	327,720	112,020	68,850	32,100	114,750	226,920	258,090	197,880	77,400	30,810	12,870	8,160	25,560	43,020	77,460
Percent	95.6	96.2	96.1	96.6	96.5	96.1	95.4	94.8	94.9	95.6	96.3	94.9	95.1	95.3	94.4	94.6
Year in which enrolled:																
Elementary: 1	33,120	7,470	1,620	960	1,050	3,840	8,610	17,040	17,640	2,970	480	540	360	1,590	3,870	10,800
2	121,740	35,070	10,260	6,750	3,660	14,400	36,930	49,740	49,170	12,840	3,840	2,430	1,560	5,010	11,460	24,870
3	343,770	134,910	42,810	27,810	14,880	49,410	99,690	109,170	75,930	31,740	12,570	5,070	3,810	10,290	17,580	26,580
4	273,180	134,250	49,650	31,020	11,580	42,000	71,040	67,890	42,720	24,270	11,010	4,200	2,010	7,050	7,920	10,530
5	19,650	7,140	3,360	1,020	330	2,430	4,860	7,650	6,660	3,150	1,560	420	240	930	1,170	2,340
6 or 7	5,100	1,740	810	270	120	540	1,200	2,160	1,770	810	390	120	60	240	210	750
Year not reported	16,170	7,140	3,510	1,020	480	2,130	4,590	4,440	4,020	1,620	960	90	120	450	810	1,590
Median school year	3.7	3.9	4.0	3.9	3.7	3.8	3.7	3.6	3.4	3.7	3.8	3.7	3.6	3.6	3.3	3.1
Not enrolled in school	37,740	12,780	4,500	2,400	1,170	4,710	10,860	14,100	10,530	3,540	1,170	690	420	1,260	2,550	4,440
10 years old	858,060	332,100	113,070	67,680	34,590	116,760	241,440	284,520	219,270	81,600	31,440	13,320	9,960	26,880	51,060	86,610
Enrolled in school	819,270	320,940	109,290	65,490	33,150	113,010	229,590	268,740	207,330	78,240	30,120	12,840	9,390	25,890	48,240	80,820
Percent	95.5	96.6	96.7	96.8	95.8	96.8	95.1	94.5	94.5	95.9	95.8	96.4	94.3	96.3	94.5	93.3
Year in which enrolled:																
Elementary: 1	17,070	3,240	750	420	510	1,560	4,110	9,720	10,080	1,230	330	210	150	540	1,920	6,930
2	51,030	11,430	2,970	1,710	1,890	4,860	14,850	24,750	26,700	5,190	1,260	900	960	2,070	6,270	15,240
3	145,290	43,920	13,020	8,220	4,890	17,790	42,450	58,920	55,590	17,010	4,890	3,300	2,430	6,390	13,290	25,290
4	317,820	124,380	39,810	25,290	13,170	46,110	93,450	99,990	66,840	28,170	10,590	4,590	3,330	9,660	17,190	21,480
5	245,100	119,190	44,640	26,190	11,220	37,140	64,140	61,770	36,240	20,790	10,290	3,090	1,890	5,520	7,320	8,130
6	21,420	9,090	3,840	2,100	540	2,610	5,010	7,320	6,540	3,300	1,620	510	270	900	1,080	2,160
7 or 8	5,670	2,280	750	420	300	810	1,440	1,950	1,800	930	360	150	180	240	330	540
Year not reported	15,870	7,410	3,510	1,140	630	2,130	4,140	4,320	3,510	1,620	780	90	180	570	840	1,050
Median school year	4.6	4.8	4.9	4.9	4.7	4.7	4.5	4.4	4.1	4.5	4.8	4.4	4.3	4.4	4.1	3.7
Not enrolled in school	38,790	11,160	3,780	2,190	1,440	3,750	11,850	15,780	11,970	3,360	1,320	480	570	990	2,820	5,790

Table 1.—URBAN-RURAL RESIDENCE: CHILDREN 5 TO 13 YEARS OLD ENROLLED IN SCHOOL, BY YEAR OF SCHOOL IN WHICH ENROLLED, AGE, AND COLOR, FOR THE UNITED STATES, BY REGIONS, WITH URBANIZED AREAS AND OTHER URBAN AREAS BY SIZE OF PLACE: 1950—Con.

[Based on 3⅓-percent sample. Percent not shown where less than 0.1. Percent or median not shown where base is less than 3,000. In general, persons were enrolled in grade above one they had completed]

Area, age, school enrollment, and year of school in which enrolled	Total								Nonwhite							
		Urban					Rural nonfarm	Rural farm		Urban					Rural nonfarm	Rural farm
	Total population	Total urban	In urbanized areas		Not in urbanized areas				Total population	Total urban	In urbanized areas		Not in urbanized areas			
			Places of 100,000 or more	Other	Places of 25,000 or more	Places of 2,500 to 25,000					Places of 100,000 or more	Other	Places of 25,000 or more	Places of 2,500 to 25,000		
SOUTH--Con.																
11 years old	794,730	309,510	106,410	62,850	30,150	110,100	221,820	263,400	192,570	74,670	29,340	12,540	8,370	24,420	42,630	75,270
Enrolled in school	761,370	298,920	102,540	60,360	29,070	106,950	211,980	250,470	183,360	71,970	28,260	12,060	8,130	23,520	40,380	71,010
Percent	95.8	96.6	96.4	96.0	96.4	97.1	95.6	95.1	95.2	96.4	96.3	96.2	97.1	96.3	94.7	94.3
Year in which enrolled:																
Elementary: 1 or 2	30,630	6,000	1,350	720	600	3,330	8,220	16,410	17,430	2,790	720	390	270	1,410	3,360	11,280
3	62,130	15,540	3,720	2,430	2,100	7,290	17,700	28,890	28,410	6,840	1,410	1,170	990	3,270	6,630	14,940
4	135,690	42,360	12,780	8,040	5,010	16,530	39,090	54,240	45,390	15,300	5,010	2,490	2,040	5,760	10,380	19,710
5	273,870	110,700	37,500	22,380	10,380	40,440	78,960	84,210	51,300	23,490	9,630	4,050	2,400	7,410	11,610	16,200
6	221,730	108,120	39,270	24,120	9,600	35,130	58,140	55,470	30,060	17,700	8,850	2,940	1,740	4,170	6,210	6,150
7	17,100	6,840	3,330	1,230	540	1,740	4,500	5,760	5,070	2,790	1,470	450	270	600	990	1,290
8[1]	5,580	2,310	1,050	330	180	750	1,470	1,800	2,010	960	420	150	90	300	480	570
Year not reported	14,640	7,050	3,540	1,110	660	1,740	3,900	3,690	3,690	2,100	750	420	330	600	720	870
Median school year	5.5	5.7	5.8	5.8	5.6	5.6	5.5	5.3	5.0	5.4	5.7	5.4	5.3	5.1	4.9	4.4
Not enrolled in school	33,360	10,590	3,870	2,490	1,080	3,150	9,840	12,930	9,210	2,700	1,080	480	240	900	2,250	4,260
12 years old	846,750	321,270	110,700	62,730	31,050	116,790	232,620	292,860	217,170	80,370	32,190	12,360	8,580	27,240	47,550	89,250
Enrolled in school	806,430	309,870	106,620	60,450	29,910	112,890	221,550	275,010	206,310	77,160	31,050	12,000	8,160	25,950	45,360	83,790
Percent	95.2	96.5	96.3	96.4	96.3	96.7	95.2	93.9	95.0	96.0	96.5	97.1	95.1	95.3	95.4	93.9
Year in which enrolled:																
Elementary: 1 to 3	57,030	11,160	2,580	1,170	1,230	6,180	14,610	31,260	32,160	5,040	1,170	510	570	2,790	6,990	20,130
4	78,780	20,430	5,970	2,820	2,190	9,450	21,630	36,720	35,460	8,760	2,520	1,260	1,200	3,780	7,740	18,960
5	143,040	46,530	15,150	8,190	5,220	17,970	42,960	53,550	46,500	16,980	5,790	2,880	2,250	6,060	11,250	18,270
6	276,720	111,990	36,660	23,070	10,710	41,550	77,040	87,690	51,330	24,090	10,620	3,930	2,340	7,200	10,470	16,770
7	210,420	101,910	37,440	21,780	9,330	33,360	55,200	53,310	30,750	17,190	8,190	2,760	1,440	4,800	6,900	6,660
8	21,240	8,910	4,440	1,800	660	2,010	4,740	7,590	5,670	2,940	1,710	420	240	570	840	1,890
High school: 1 or 2	5,190	2,220	870	330	150	870	1,290	1,680	1,620	900	390	30	60	420	330	390
Year not reported	14,010	6,720	3,510	1,290	420	1,500	4,080	3,210	2,820	1,260	660	210	60	330	840	720
Median school year	6.4	6.7	6.8	6.8	6.6	6.5	6.4	6.2	5.7	6.3	6.5	6.3	6.0	6.0	5.7	5.1
Not enrolled in school	40,320	11,400	4,080	2,280	1,140	3,900	11,070	17,850	10,860	3,210	1,140	360	420	1,290	2,190	5,460
13 years old	787,650	300,150	104,400	56,460	30,630	108,660	207,780	279,720	200,640	75,060	29,520	12,810	7,170	25,560	42,630	82,950
Enrolled in school	746,820	288,600	100,530	54,540	29,670	103,860	196,500	261,720	188,730	71,910	28,470	12,270	7,020	24,150	39,660	77,160
Percent	94.8	96.2	96.3	96.6	96.9	95.6	94.6	93.6	94.1	95.8	96.4	95.8	97.9	94.5	93.0	93.0
Year in which enrolled:																
Elementary: 1 to 4	75,900	15,300	4,080	1,770	2,130	7,320	20,550	40,050	40,380	6,780	1,680	1,020	960	3,120	8,850	24,750
5	75,990	22,230	6,360	3,720	2,490	9,660	21,240	32,520	31,410	10,080	3,150	1,680	1,140	4,110	6,960	14,370
6	135,030	44,130	14,760	8,280	4,650	16,440	39,000	51,900	41,220	16,080	5,910	2,730	1,800	5,640	8,820	16,320
7	240,780	98,040	33,000	19,470	9,930	35,640	64,800	77,940	42,330	20,220	8,880	3,390	1,830	6,120	8,940	13,170
8	182,970	91,020	34,080	18,180	8,820	29,940	43,050	48,900	24,510	13,920	6,630	2,670	930	3,690	4,590	6,000
High school: 1	20,880	9,840	4,350	1,710	960	2,820	4,800	6,240	5,250	3,000	1,470	420	210	900	840	1,410
2 or 3	3,810	1,980	870	390	60	660	510	1,320	1,230	750	330	150	30	240	180	300
Years not reported	11,460	6,060	3,030	1,020	630	1,380	2,550	2,850	2,400	1,080	420	210	120	330	480	840
Median school year	7.3	7.6	7.7	7.7	7.5	7.5	7.2	7.1	6.5	7.1	7.4	7.2	6.8	6.8	6.4	5.9
Not enrolled in school	40,830	11,550	3,870	1,920	960	4,800	11,280	18,000	11,910	3,150	1,050	540	150	1,410	2,970	5,790

[1] Includes a few persons enrolled in first year of high school.

Table 2.—ETHNIC CHARACTERISTICS: CHILDREN 5 TO 13 YEARS OLD ENROLLED IN SCHOOL, BY YEAR OF SCHOOL IN WHICH ENROLLED AND AGE, FOR THE UNITED STATES, BY REGIONS, TOTAL AND RURAL FARM: 1950

[Based on 3⅓-percent sample. Percent not shown where less than 0.1. Percent or median not shown where base is less than 3,000. In general, persons were enrolled in grade above one they had completed]

Area, age, school enrollment, and year of school in which enrolled	Total population	White									Nonwhite				White persons with Spanish surname[1]
			Native white							Foreign-born white					
			Total native white	Native parentage		Foreign or mixed parentage					Total nonwhite	Negro	Indian	Other races	
				Born in North or West	Born in South	Northern or Western European stock	Central or Eastern European stock	Southern European stock	Other stock						
UNITED STATES--TOTAL															
Total, 5 to 13 years old	22,302,030	19,545,870	19,435,560	11,787,960	5,961,090	752,040	330,510	536,490	67,470	110,310	2,756,160	2,628,720	79,530	47,940	496,740
Enrolled in school	18,232,020	16,014,960	15,931,260	9,708,000	4,787,070	644,340	288,300	447,810	55,740	83,700	2,217,060	2,125,890	53,070	38,130	374,250
Percent	81.8	81.9	82.0	82.4	80.3	85.7	87.2	83.5	82.6	75.9	80.4	80.9	66.7	79.5	75.3
Not enrolled in school	4,070,010	3,530,910	3,504,300	2,079,960	1,174,020	107,700	42,210	88,680	11,730	26,610	539,100	502,830	26,460	9,810	122,490
5 years old	2,723,190	2,385,630	2,369,700	1,477,380	730,440	74,580	27,930	51,180	8,190	15,930	337,560	321,390	9,570	6,600	65,280
Enrolled in school	277,080	238,230	236,160	155,310	61,710	8,550	3,600	5,790	1,200	2,070	38,850	36,600	870	1,380	6,390
Percent	10.2	10.0	10.0	10.5	8.4	11.5	12.9	11.3	14.7	13.0	11.5	11.4	9.1	20.9	9.8
Year in which enrolled:															
Elementary: 1	72,450	58,920	58,440	43,860	7,410	3,030	1,440	2,220	480	480	13,530	12,720	120	690	1,500
2 or 3	7,680	6,270	6,270	3,720	1,890	390	30	210	30	...	1,410	1,350	...	60	90
Year not reported	196,950	173,040	171,450	107,730	52,410	5,130	2,130	3,360	690	1,590	23,910	22,530	750	630	4,800
Not enrolled in school	2,446,110	2,147,400	2,133,540	1,322,070	668,730	66,030	24,330	45,390	6,990	13,860	298,710	284,790	8,700	5,220	58,890
Enrolled in kindergarten	646,710	599,970	595,890	473,670	62,820	28,740	13,020	14,760	2,880	4,080	46,740	43,800	810	2,130	8,610
Percent	23.7	25.1	25.1	32.1	8.6	38.5	46.6	28.8	35.2	25.6	13.8	13.6	8.5	32.3	13.2
6 years old	2,774,070	2,440,260	2,426,880	1,512,210	741,720	82,230	30,420	52,530	7,770	13,380	333,810	318,330	9,120	6,360	63,150
Enrolled in school	1,874,670	1,655,430	1,647,510	1,075,740	446,430	61,350	24,150	34,320	5,520	7,920	219,240	211,530	3,450	4,260	30,660
Percent	67.6	67.8	67.9	71.1	60.2	74.6	79.4	65.3	71.0	59.2	65.7	66.4	37.8	67.0	48.6
Year in which enrolled:															
Elementary: 1	1,671,150	1,480,950	1,474,860	968,010	397,800	54,060	20,850	29,490	4,650	6,090	190,200	184,200	2,610	3,390	26,010
2	70,830	57,240	56,670	40,200	9,570	2,940	1,260	2,400	300	570	13,590	12,870	270	450	1,800
3 or 4	12,270	10,170	10,020	5,550	3,330	510	150	420	60	150	2,100	2,040	...	60	480
Year not reported	120,420	107,070	105,960	61,980	35,730	3,840	1,890	2,010	510	1,110	13,350	12,420	570	360	2,370
Median school year	1.5	1.5	1.5	1.5	1.5	1.5	1.5	1.5	1.5	1.6	1.5	1.5	1.6	1.6	1.5
Not enrolled in school	899,400	784,830	779,370	436,470	295,290	20,880	6,270	18,210	2,250	5,460	114,570	106,800	5,670	2,100	32,490
Enrolled in kindergarten	257,700	239,460	238,050	187,560	30,030	10,860	3,150	5,430	1,020	1,410	18,240	16,830	750	660	4,380
Percent	9.3	9.8	9.8	12.4	4.0	13.2	10.4	10.3	13.1	10.5	5.5	5.3	8.2	10.4	6.9
7 years old	2,835,780	2,509,320	2,498,610	1,586,310	723,480	88,470	34,980	57,240	8,130	10,710	326,460	311,250	9,180	6,030	57,930
Enrolled in school	2,677,530	2,378,550	2,369,160	1,514,790	676,320	84,780	32,970	52,530	7,770	9,390	298,980	286,230	6,960	5,790	50,310
Percent	94.4	94.8	94.8	95.5	93.5	95.8	94.3	91.8	95.6	87.7	91.6	92.0	75.8	96.0	86.8
Year in which enrolled:															
Elementary: 1	1,001,460	859,530	855,180	490,110	313,380	24,360	6,480	18,930	1,920	4,350	141,930	136,140	3,780	2,010	28,470
2	1,483,650	1,356,810	1,353,270	919,380	324,450	53,160	22,620	28,650	5,010	3,540	126,840	121,680	2,280	2,880	16,650
3	82,140	66,870	66,360	44,610	13,350	3,300	2,220	2,580	300	510	15,270	14,520	240	510	1,650
4 or 5	14,250	11,370	11,190	6,570	3,150	630	360	360	120	180	2,880	2,730	...	150	390
Year not reported	96,030	83,970	83,160	54,120	21,990	3,330	1,290	2,010	420	810	12,060	11,160	660	240	3,150
Median school year	2.2	2.2	2.2	2.3	2.0	2.3	2.4	2.2	2.4	2.0	2.0	2.0	1.8	2.3	1.8
Not enrolled in school	158,250	130,770	129,450	71,520	47,160	3,690	2,010	4,710	360	1,320	27,480	25,020	2,220	240	7,620
8 years old	2,573,190	2,252,970	2,242,740	1,386,390	680,220	80,520	33,300	55,170	7,140	10,230	320,220	305,400	9,720	5,100	60,750
Enrolled in school	2,460,450	2,160,690	2,151,660	1,336,320	647,490	77,280	31,920	51,930	6,720	9,030	299,760	287,220	7,740	4,800	55,650
Percent	95.6	95.9	95.9	96.4	95.2	96.0	95.9	94.1	94.1	88.3	93.6	94.0	79.6	94.1	91.6
Year in which enrolled:															
Elementary: 1	164,970	113,730	112,350	49,830	53,700	2,130	660	5,850	180	1,380	51,240	49,110	1,800	330	14,670
2	921,900	798,240	794,580	456,390	287,730	23,460	7,440	17,820	1,740	3,660	123,660	118,530	3,480	1,650	23,400
3	1,213,950	1,113,180	1,109,970	743,970	273,150	45,690	19,440	23,670	4,050	3,210	100,770	96,900	1,530	2,340	13,890
4	78,360	65,400	65,130	43,590	13,800	2,760	2,160	2,310	510	270	12,960	12,420	240	300	1,500
5 or 6	14,340	11,520	11,400	6,840	3,120	450	360	600	30	120	2,820	2,700	90	30	360
Year not reported	66,930	58,620	58,230	35,700	15,990	2,790	1,860	1,680	210	390	8,310	7,560	600	150	1,830
Median school year	3.1	3.1	3.1	3.2	2.9	3.3	3.4	3.1	3.3	2.8	2.8	2.8	2.5	3.1	2.5
Not enrolled in school	112,740	92,280	91,080	50,070	32,730	3,240	1,380	3,240	420	1,200	20,460	18,180	1,980	300	5,100
9 years old	2,353,080	2,060,400	2,049,360	1,235,670	641,250	76,470	33,360	55,680	6,930	11,040	292,680	280,020	8,430	4,230	52,980
Enrolled in school	2,259,720	1,982,670	1,972,530	1,191,840	615,240	73,980	31,950	52,860	6,660	10,140	277,050	266,100	7,020	3,930	48,810
Percent	96.0	96.2	96.3	96.5	95.9	96.7	95.8	94.9	96.1	91.8	94.7	95.0	83.3	92.9	92.1
Year in which enrolled:															
Elementary: 1	45,840	26,940	26,310	9,750	14,160	540	120	1,650	90	630	18,900	18,180	630	90	4,620
2	204,690	146,700	144,870	63,870	70,950	2,490	1,200	6,120	240	1,830	57,990	55,560	2,190	240	12,750
3	839,190	734,070	730,800	413,220	269,070	22,260	7,470	16,800	1,980	3,270	105,120	101,550	2,430	1,140	18,180
4	1,030,920	956,250	952,680	629,130	232,770	42,930	19,950	24,030	3,870	3,570	74,670	71,370	1,290	2,010	10,800
5	71,880	60,990	60,630	40,020	13,470	2,820	1,830	2,280	210	360	10,890	10,560	90	240	960
6 or 7	14,430	11,610	11,550	6,960	3,270	840	180	300	...	60	2,820	2,700	90	30	120
Year not reported	52,770	46,110	45,690	28,890	11,550	2,100	1,200	1,680	270	420	6,660	6,180	300	180	1,380
Median school year	4.0	4.1	4.1	4.2	3.8	4.2	4.3	4.0	4.2	3.7	3.6	3.6	3.2	4.2	3.3
Not enrolled in school	93,360	77,730	76,830	43,830	26,010	2,490	1,410	2,820	270	900	15,630	13,920	1,410	300	4,170
10 years old	2,326,530	2,025,480	2,014,170	1,190,520	636,120	82,650	36,840	60,810	7,230	11,310	301,050	287,700	8,790	4,560	51,810
Enrolled in school	2,234,400	1,950,000	1,939,590	1,148,790	610,530	80,310	35,040	57,870	7,050	10,410	284,400	273,660	6,720	4,020	48,090
Percent	96.0	96.3	96.3	96.5	96.0	97.2	95.1	95.2	97.5	92.0	94.5	95.1	76.5	88.2	92.8
Year in which enrolled:															
Elementary: 1	22,800	11,790	11,460	4,020	6,000	120	120	1,170	30	330	11,010	10,500	450	60	2,130
2	69,990	40,710	39,960	13,230	22,890	510	180	3,120	30	750	29,280	27,960	1,020	300	6,690
3	253,230	188,160	186,330	82,980	89,160	4,500	1,440	7,860	390	1,830	65,070	63,150	1,590	330	13,230
4	798,870	706,170	702,780	398,160	252,300	24,360	8,550	17,250	2,160	3,390	92,700	89,250	2,190	1,260	15,060
5	944,880	877,860	874,710	572,070	210,180	43,860	20,820	24,330	3,450	3,150	67,020	64,500	960	1,560	8,730
6	77,940	67,560	67,290	42,870	14,520	4,440	2,760	2,160	540	270	10,380	10,020	30	330	630
7 or 8	17,490	14,520	14,370	8,700	3,810	870	330	600	60	150	2,970	2,940	30	...	270
Year not reported	49,200	43,230	42,690	26,760	11,670	1,650	840	1,380	390	540	5,970	5,340	450	180	1,350
Median school year	4.9	5.0	5.0	5.1	4.7	5.2	5.3	4.9	5.2	4.6	4.4	4.4	4.0	5.0	4.1
Not enrolled in school	92,130	75,480	74,580	41,730	25,590	2,340	1,800	2,940	180	900	16,650	14,040	2,070	540	3,720

[1] In 5 Southwestern States.

Table 2.—ETHNIC CHARACTERISTICS: CHILDREN 5 TO 13 YEARS OLD ENROLLED IN SCHOOL, BY YEAR OF SCHOOL IN WHICH ENROLLED AND AGE, FOR THE UNITED STATES, BY REGIONS, TOTAL AND RURAL FARM: 1950—Con.

[Based on 3⅓-percent sample. Percent not shown where less than 0.1. Percent or median not shown where base is less than 3,000. In general, persons were enrolled in grade above one they had completed]

Area, age, school enrollment, and year of school in which enrolled	Total population	White								Nonwhite				White persons with Spanish surname[1]
		Total white	Native white						Foreign born white	Total nonwhite	Negro	Indian	Other races	
			Total native white	Native parentage		Foreign or mixed parentage								
				Born in North or West	Born in South	Northern or Western European stock	Central or Eastern European stock	Southern European stock	Other stock					
UNITED STATES—TOTAL—Con.														
11 years old	2,229,900	1,959,690	1,947,090	1,152,420	600,270	85,350	40,650	61,530	6,870	12,600	270,210	255,300	9,060	5,850	46,530
Enrolled in school	2,146,920	1,890,330	1,878,750	1,114,470	577,140	82,650	39,150	58,710	6,630	11,580	256,590	243,570	7,500	5,520	43,650
Percent	96.3	96.5	96.5	96.7	96.1	96.8	96.3	95.4	96.5	91.9	95.0	95.4	82.8	94.4	93.8
Year in which enrolled:															
Elementary: 1 or 2	40,560	21,810	21,090	6,780	11,910	390	420	1,560	30	720	18,750	18,120	510	120	3,630
3	87,870	56,430	55,590	18,270	31,920	930	480	3,810	180	840	31,440	30,240	900	300	6,840
4	258,330	202,470	200,250	92,460	90,930	5,640	2,130	8,520	570	2,220	55,860	53,430	1,770	660	11,100
5	740,730	665,220	661,680	383,700	225,240	24,060	9,450	17,520	1,710	3,540	75,510	72,090	2,010	1,410	13,050
6	882,930	829,290	826,650	540,270	191,610	44,670	22,620	23,910	3,570	2,640	53,640	50,850	1,110	1,680	7,230
7	68,970	60,210	59,700	38,760	11,910	4,080	2,730	1,950	270	510	8,760	8,370	240	150	480
8	20,790	16,500	16,260	9,780	3,720	1,320	540	840	60	240	4,290	3,840	300	150	390
Year not reported	46,740	38,400	37,530	24,450	9,900	1,560	780	600	240	870	8,340	6,630	660	1,050	930
Median school year	5.9	6.0	6.0	6.1	5.7	6.2	6.3	5.9	6.2	5.4	5.2	5.2	5.1	5.8	5.0
Not enrolled in school	82,980	69,360	68,340	37,950	23,130	2,700	1,500	2,820	240	1,020	13,620	11,730	1,560	330	2,880
12 years old	2,298,600	2,000,970	1,987,740	1,153,020	624,060	89,460	43,380	70,290	7,530	13,230	297,630	284,790	8,160	4,680	49,830
Enrolled in school	2,205,450	1,923,870	1,911,540	1,114,110	595,830	86,460	41,640	66,420	7,080	12,330	281,580	270,690	6,570	4,320	46,110
Percent	95.9	96.1	96.2	96.6	95.5	96.6	96.0	94.5	94.0	93.2	94.6	95.0	80.5	92.3	92.5
Year in which enrolled:															
Elementary: 1 to 3	74,520	39,690	38,550	10,920	22,680	840	540	3,480	90	1,140	34,830	33,780	840	210	6,180
4	117,090	77,280	76,350	27,930	42,090	1,350	540	4,290	150	930	39,810	38,490	1,020	300	7,680
5	279,720	221,460	219,660	104,250	96,840	6,060	2,220	9,660	630	1,800	58,260	56,010	1,590	660	11,340
6	745,560	670,890	667,500	379,980	227,700	26,940	9,900	21,030	1,950	3,390	74,670	71,910	1,410	1,350	13,230
7	843,390	789,030	785,730	513,090	178,560	44,010	23,610	22,920	3,540	3,300	54,360	52,170	810	1,380	5,610
8	83,760	73,020	72,120	45,240	15,210	4,740	3,420	3,060	450	900	10,740	10,440	60	240	660
High school: 1 or 2	16,410	13,320	13,170	7,470	3,300	930	660	690	120	150	3,090	3,000	60	30	240
Year not reported	45,000	39,180	38,460	25,230	9,450	1,590	750	1,290	150	720	5,820	4,890	780	150	1,170
Median school year	6.8	6.9	6.9	7.0	6.6	7.2	7.3	6.7	7.2	6.6	6.1	6.1	5.7	6.7	5.8
Not enrolled in school	93,150	77,100	76,200	38,910	28,230	3,000	1,740	3,870	450	900	16,050	14,100	1,590	360	3,720
13 years old	2,187,690	1,911,150	1,899,270	1,094,040	583,530	92,310	49,650	72,060	7,680	11,880	276,540	264,540	7,500	4,500	48,480
Enrolled in school	2,095,800	1,835,190	1,824,360	1,056,630	556,380	88,980	47,880	67,380	7,110	10,830	260,610	250,290	6,240	4,080	44,580
Percent	95.8	96.0	96.1	96.6	95.3	96.4	96.4	93.5	92.6	91.2	94.2	94.6	83.2	90.7	92.0
Year in which enrolled:															
Elementary: 1 to 4	98,700	54,600	53,370	14,700	32,550	930	660	4,350	180	1,230	44,100	42,270	1,410	420	8,220
5	117,630	81,540	80,820	30,270	43,290	1,890	810	4,440	120	720	36,090	35,070	870	150	6,180
6	275,160	221,940	220,410	104,730	94,650	7,290	3,000	10,230	510	1,530	53,220	51,180	1,470	570	10,410
7	683,370	619,230	616,380	355,680	201,300	26,790	11,430	19,050	2,130	2,850	64,140	61,590	1,440	1,110	11,400
8	780,570	734,640	731,820	475,470	159,090	44,010	25,020	24,870	3,360	2,820	45,930	43,920	630	1,380	6,810
High school: 1	80,160	70,320	69,750	41,160	15,690	4,980	4,530	2,940	450	570	9,840	9,570	60	210	510
2 or 3	16,740	14,400	14,250	8,460	2,520	1,320	1,350	510	90	150	2,340	2,310	...	30	240
Year not reported	43,470	38,520	37,560	26,160	7,290	1,770	1,080	990	270	960	4,950	4,380	360	210	810
Median school year	7.8	7.9	7.9	8.0	7.5	8.2	8.3	7.7	8.1	7.5	6.9	6.9	6.4	7.7	6.7
Not enrolled in school	91,890	75,960	74,910	37,410	27,150	3,330	1,770	4,680	570	1,050	15,930	14,250	1,260	420	3,900
UNITED STATES—RURAL FARM															
Total, 5 to 13 years old	4,550,100	3,732,240	3,720,120	1,837,020	1,761,960	68,370	20,610	29,640	2,520	12,120	817,860	779,490	26,100	12,270	64,050
Enrolled in school	3,707,010	3,059,640	3,051,720	1,523,870	1,424,770	59,040	18,330	23,730	1,980	7,920	647,370	621,120	16,980	9,270	46,440
Percent	81.5	82.0	82.0	83.0	80.9	86.4	88.9	80.1	...	65.3	79.2	79.7	65.1	75.6	72.5
Not enrolled in school	843,090	672,600	668,400	313,150	337,190	9,330	2,280	5,910	540	4,200	170,490	158,370	9,120	3,000	17,610
5 years old	514,530	417,210	415,410	213,510	191,580	6,030	1,350	2,640	300	1,800	97,320	92,550	3,030	1,740	7,830
Enrolled in school	54,450	42,420	42,210	24,030	17,190	540	240	150	60	210	12,030	11,490	330	210	870
Percent	10.6	10.2	10.2	11.3	9.0	9.0	...	...	...	...	12.4	12.4	10.9	...	11.1
Year in which enrolled:															
Elementary: 1	10,200	6,060	6,060	3,990	2,040	...	30	...	...	...	4,140	4,050	...	90	30
2 or 3	1,710	1,380	1,380	540	780	...	30	30	...	...	330	300	...	30	30
Year not reported	42,540	34,980	34,770	19,500	14,370	540	180	120	60	210	7,560	7,140	330	90	810
Not enrolled in school	460,080	374,790	373,200	189,480	174,390	5,490	1,110	2,490	240	1,590	85,290	81,060	2,700	1,530	6,960
Enrolled in kindergarten	23,700	22,920	22,800	20,250	1,440	750	180	120	60	120	780	630	...	150	180
Percent	4.6	5.5	5.5	9.5	0.8	12.4	...	...	...	...	0.8	0.7	...	...	2.3
6 years old	524,340	428,610	427,020	219,660	196,410	5,910	1,500	3,150	390	1,590	95,730	91,020	3,150	1,560	8,400
Enrolled in school	323,610	265,680	265,020	145,500	112,530	4,170	960	1,680	180	660	57,930	56,040	990	900	3,420
Percent	61.7	62.0	62.1	66.2	57.3	70.6	...	53.3	...	...	60.5	61.6	31.4	...	40.7
Year in which enrolled:															
Elementary: 1	284,370	233,400	232,890	128,820	98,010	3,540	810	1,530	180	510	50,970	49,680	660	630	3,060
2	10,920	8,340	8,310	4,740	3,360	180	...	30	...	30	2,580	2,400	60	120	30
3 or 4	2,550	2,040	2,040	780	1,140	90	30	...	...	...	510	480	...	30	30
Year not reported	25,770	21,900	21,780	11,160	10,020	360	120	120	...	120	3,870	3,480	270	120	300
Median school year	1.5	1.5	1.5	1.5	1.5	1.5	...	...	...	...	1.6	1.5	...	...	1.5
Not enrolled in school	200,730	162,930	162,000	74,160	83,880	1,740	540	1,470	210	930	37,800	34,980	2,160	660	4,980
Enrolled in kindergarten	19,830	18,300	18,240	15,120	2,250	480	270	60	60	60	1,530	1,320	120	90	420
Percent	3.8	4.3	4.3	6.9	1.1	8.1	...	1.9	...	...	1.6	1.5	3.8	...	5.0
7 years old	523,770	431,340	430,140	221,430	196,830	6,810	1,980	2,760	330	1,200	92,430	87,930	3,030	1,470	7,140
Enrolled in school	486,180	404,160	403,320	211,500	180,870	6,270	1,950	2,400	330	840	82,020	78,480	2,100	1,440	5,550
Percent	92.8	93.7	93.8	95.5	91.9	92.1	...	...	...	...	88.7	89.3	69.3	...	77.7
Year in which enrolled:															
Elementary: 1	225,780	174,120	173,700	79,440	89,760	2,340	630	1,410	120	420	51,660	49,920	930	810	3,810
2	226,980	203,580	203,340	118,260	79,350	3,630	1,050	870	180	240	23,400	22,170	810	420	1,020
3	14,040	10,890	10,830	5,730	4,740	120	210	30	...	60	3,150	3,060	30	60	60
4 or 5	2,640	2,010	2,010	870	1,140	...	...	...	...	...	630	570	...	60	60
Year not reported	16,740	13,560	13,440	7,200	5,880	180	60	90	30	120	3,180	2,760	330	90	600
Median school year	2.0	2.1	2.1	2.2	2.0	2.2	...	...	...	...	1.8	1.8	...	...	1.6
Not enrolled in school	37,590	27,180	26,820	9,930	15,960	540	30	360	...	360	10,410	9,450	930	30	1,590

[1] In 5 Southwestern States.

Table 2.—ETHNIC CHARACTERISTICS: CHILDREN 5 TO 13 YEARS OLD ENROLLED IN SCHOOL, BY YEAR OF SCHOOL IN WHICH ENROLLED AND AGE, FOR THE UNITED STATES, BY REGIONS, TOTAL AND RURAL FARM: 1950—Con.

[Based on 3⅓-percent sample. Percent not shown where less than 0.1. Percent or median not shown where base is less than 3,000. In general, persons were enrolled in grade above one they had completed]

Area, age, school enrollment, and year of school in which enrolled	Total population	White								Nonwhite				White persons with Spanish surname[1]
		Total white	Native white						Foreign-born white	Total nonwhite	Negro	Indian	Other races	
			Total native white	Native parentage		Foreign or mixed parentage								
				Born in North or West	Born in South	Northern or Western European stock	Central or Eastern European stock	Southern European stock	Other stock					
UNITED STATES--RURAL FARM --Con.														
8 years old	513,570	416,940	415,740	206,820	195,930	7,470	1,680	3,690	150	1,200	96,630	92,100	3,270	1,260	7,710
Enrolled in school	485,910	397,440	396,450	199,470	184,530	7,260	1,590	3,450	150	990	88,470	84,720	2,580	1,170	7,080
Percent	94.6	95.3	95.4	96.4	94.2	97.2	...	93.5	...	...	91.6	92.0	78.9	...	91.8
Year in which enrolled:															
Elementary: 1	55,140	28,140	27,720	7,590	19,050	150	120	810	...	420	27,000	26,100	720	180	2,490
2	205,170	167,370	167,010	76,740	85,470	2,520	570	1,620	90	360	37,800	36,360	990	450	3,000
3	196,860	179,190	179,070	103,050	70,410	4,020	720	810	60	120	17,670	16,800	420	450	1,170
4	14,850	11,790	11,760	6,570	4,740	270	90	90	...	30	3,060	2,850	150	60	90
5 or 6	3,210	2,430	2,430	1,050	1,320	...	30	30	...	...	780	690	60	30	30
Year not reported	10,680	8,520	8,460	4,470	3,540	300	60	90	...	60	2,160	1,920	240	...	300
Median school year	2.9	3.0	3.0	3.1	2.8	3.2	...	2.5	...	...	2.4	2.4	...	...	2.3
Not enrolled in school	27,660	19,500	19,290	7,350	11,400	210	90	240	...	210	8,160	7,380	690	90	630
9 years old	483,570	397,800	396,660	193,920	190,830	7,020	2,070	2,700	120	1,140	85,770	81,840	2,790	1,140	6,540
Enrolled in school	460,800	380,040	379,140	186,210	181,590	6,750	1,980	2,520	90	900	80,760	77,490	2,280	990	5,910
Percent	95.3	95.5	95.6	96.0	95.2	96.2	...	...	...	...	94.2	94.7	...	...	90.4
Year in which enrolled:															
Elementary: 1	19,500	8,400	8,250	1,890	6,000	60	...	300	...	150	11,100	10,860	180	60	1,020
2	63,000	37,110	36,840	10,950	24,930	390	150	420	...	270	25,890	24,900	840	150	1,530
3	187,470	159,870	159,750	71,580	83,520	2,850	720	1,020	60	120	27,600	26,580	690	330	2,310
4	164,520	153,150	152,880	90,690	57,660	2,910	930	660	30	270	11,370	10,650	360	360	690
5	14,490	12,120	12,060	6,510	5,340	180	...	30	...	60	2,370	2,280	60	30	90
6 or 7	3,450	2,700	2,700	1,170	1,350	150	30	...	...	...	750	690	30	30	...
Year not reported	8,370	6,690	6,660	3,420	2,790	210	150	90	...	30	1,680	1,530	120	30	270
Median school year	3.8	3.9	3.9	4.1	3.7	4.0	...	...	...	...	3.1	3.1	...	...	3.1
Not enrolled in school	22,770	17,760	17,520	7,710	9,240	270	90	180	30	240	5,010	4,350	510	150	630
10 years old	500,070	409,650	408,210	196,200	198,150	7,860	2,160	3,540	300	1,440	90,420	86,370	2,760	1,290	7,800
Enrolled in school	476,640	392,730	391,530	189,840	188,340	7,770	2,040	3,240	300	1,200	83,910	80,790	2,010	1,110	6,930
Percent	95.3	95.9	95.9	96.8	95.0	98.9	...	91.5	...	...	92.8	93.5	...	...	88.8
Year in which enrolled:															
Elementary: 1	10,770	3,780	3,690	810	2,550	...	...	330	...	90	6,990	6,960	30	...	480
2	28,440	12,810	12,660	2,700	9,330	30	30	570	...	150	15,630	15,120	270	240	1,440
3	77,100	51,270	51,060	15,900	33,690	600	150	690	30	210	25,830	25,110	570	150	2,100
4	177,420	154,860	154,380	70,320	79,020	3,060	990	870	120	480	22,560	21,630	600	330	1,650
5	156,270	147,390	147,270	88,290	53,850	3,600	810	630	90	120	8,880	8,220	330	330	930
6	15,270	13,020	12,990	7,380	5,250	300	60	...	...	30	2,250	2,190	30	30	60
7 or 8	3,720	3,180	3,180	1,470	1,500	120	...	60	30	...	540	540	...	...	90
Year not reported	7,650	6,420	6,300	2,970	3,150	60	...	90	30	120	1,230	1,020	180	30	180
Median school year	4.7	4.8	4.8	5.0	4.6	5.0	...	4.0	...	...	3.7	3.7	...	...	3.7
Not enrolled in school	23,430	16,920	16,680	6,360	9,810	90	120	300	...	240	6,510	5,580	750	180	870
11 years old	479,220	399,900	398,580	193,980	189,330	8,460	3,030	3,480	300	1,320	79,320	75,330	3,030	960	6,000
Enrolled in school	459,780	385,290	384,210	188,550	180,810	8,280	2,910	3,360	300	1,080	74,490	71,040	2,550	900	5,580
Percent	95.9	96.3	96.4	97.2	95.5	97.9	96.0	96.6	...	...	93.9	94.3	84.2	...	93.0
Year in which enrolled:															
Elementary: 1 or 2	18,570	6,990	6,840	1,620	4,890	30	120	180	...	150	11,580	11,280	240	60	810
3	33,060	17,670	17,610	3,060	13,770	180	60	540	...	60	15,390	14,880	390	120	1,020
4	75,390	54,900	54,570	17,820	34,590	900	480	750	30	330	20,490	19,680	600	210	1,620
5	161,190	144,000	143,610	69,840	69,000	2,820	630	1,230	90	390	17,190	16,230	660	300	1,470
6	147,480	140,850	140,790	84,960	50,040	3,720	1,470	450	150	60	6,630	6,180	360	90	510
7	13,020	11,670	11,670	6,570	4,560	300	120	90	30	...	1,350	1,290	30	30	90
8[2]	3,930	3,300	3,300	1,860	1,170	210	...	60	...	...	630	600	30	...	60
Year not reported	7,140	5,910	5,820	2,820	2,790	120	30	60	...	90	1,230	900	240	90	...
Median school year	5.6	5.8	5.8	6.0	5.5	6.0	...	5.1	...	...	4.5	4.5	...	...	4.6
Not enrolled in school	19,440	14,610	14,370	5,430	8,520	180	120	120	...	240	4,830	4,290	480	60	420
12 years old	513,750	420,450	418,890	198,840	204,480	8,580	2,880	3,630	480	1,560	93,300	89,340	2,400	1,560	6,210
Enrolled in school	488,130	400,950	399,630	192,900	192,550	8,130	2,760	3,240	450	1,320	87,180	83,910	1,920	1,350	5,490
Percent	95.0	95.4	95.4	96.9	94.2	94.8	...	89.3	...	...	93.4	93.9	...	...	88.4
Year in which enrolled:															
Elementary: 1 to 3	34,380	13,830	13,560	2,070	10,770	150	...	570	...	270	20,550	19,980	360	210	1,350
4	42,900	23,520	23,310	5,100	17,700	150	...	360	...	210	19,380	18,900	360	120	1,110
5	76,710	57,540	57,300	19,770	35,790	810	300	570	60	240	19,170	18,480	480	210	1,410
6	166,560	148,890	148,650	72,180	71,550	2,940	870	1,020	90	240	17,670	16,740	450	480	900
7	141,840	134,670	134,460	81,390	47,340	3,450	1,380	630	270	210	7,170	6,750	150	270	480
8	17,070	15,030	15,000	8,640	5,700	420	180	60	...	30	2,040	1,980	30	30	90
High school: 1 or 2	2,940	2,520	2,490	1,230	1,200	60	...	...	...	30	420	390	30	...	...
Year not reported	5,730	4,950	4,860	2,120	2,500	150	30	30	30	90	780	690	60	30	150
Median school year	6.5	6.7	6.7	6.9	6.4	7.0	...	6.1	...	...	5.2	5.1	...	...	5.1
Not enrolled in school	25,620	19,500	19,260	6,340	11,930	450	120	390	30	240	6,120	5,430	480	210	720
13 years old	497,280	410,340	409,470	192,660	198,420	10,230	3,960	4,050	150	870	86,940	83,010	2,640	1,290	6,420
Enrolled in school	471,510	390,930	390,210	186,270	186,360	9,870	3,900	3,690	120	720	80,580	77,160	2,220	1,200	5,610
Percent	94.8	95.3	95.3	96.7	93.9	96.5	98.5	91.1	...	...	92.7	93.0	...	...	87.4
Year in which enrolled:															
Elementary: 1 to 4	44,370	18,840	18,630	3,000	14,700	90	120	720	...	210	25,530	24,660	630	240	1,620
5	39,300	24,420	24,360	5,430	17,850	270	90	720	...	60	14,880	14,430	390	60	1,410
6	76,860	59,850	59,670	21,180	36,060	1,170	450	810	...	180	17,010	16,140	630	240	1,080
7	152,850	139,050	138,960	67,650	65,640	3,570	1,170	840	90	90	13,800	13,230	300	270	1,050
8	134,730	128,190	128,100	77,610	44,010	4,170	1,830	450	30	90	6,540	6,120	120	300	330
High school: 1	14,400	12,870	12,870	7,380	4,980	330	120	60	...	...	1,530	1,440	60	30	60
2 or 3	2,820	2,520	2,520	1,350	1,050	30	90	...	...	...	300	300	...	...	...
Year not reported	6,180	5,190	5,100	2,670	2,070	240	30	90	...	90	990	840	90	60	60
Median school year	7.5	7.6	7.6	7.9	7.4	7.9	8.1	6.4	...	...	6.0	5.9	...	...	5.8
Not enrolled in school	25,770	19,410	19,260	6,390	12,060	360	60	360	30	150	6,360	5,850	420	90	810

[1] In 5 Southwestern States.

[2] Includes a few persons enrolled in first year of high school.

Table 2.—ETHNIC CHARACTERISTICS: CHILDREN 5 TO 13 YEARS OLD ENROLLED IN SCHOOL, BY YEAR OF SCHOOL IN WHICH ENROLLED AND AGE, FOR THE UNITED STATES, BY REGIONS, TOTAL AND RURAL FARM: 1950—Con.

[Based on 3⅓-percent sample. Percent not shown where less than 0.1. Percent or median not shown where base is less than 3,000. In general, persons were enrolled in grade above one they had completed]

Area, age, school enrollment, and year of school in which enrolled	Total population	White								Nonwhite				White persons with Spanish surname[1]
			Native white						Foreign born white					
				Native parentage		Foreign or mixed parentage								
		Total white	Total native white	Born in North or West	Born in South	Northern or Western European stock	Central or Eastern European stock	Southern European stock	Other stock		Total nonwhite	Negro	Indian	Other races	
NORTH AND WEST--TOTAL														
Total, 5 to 13 years old.	14,324,280	13,552,620	13,467,000	11,501,010	443,130	720,690	314,160	431,700	56,310	85,620	771,660	670,740	64,620	36,300	267,780
Enrolled in school	11,844,600	11,218,290	11,150,220	9,486,330	355,050	618,900	274,290	368,700	46,950	68,070	626,310	554,190	42,510	29,610	216,720
Percent	82.7	82.8	82.8	82.5	80.1	85.9	87.3	85.4	83.4	79.5	81.2	82.6	65.8	81.6	80.9
Not enrolled in school	2,479,680	2,334,330	2,316,780	2,014,680	88,080	101,790	39,870	63,000	9,360	17,550	145,350	116,550	22,110	6,690	51,060
5 years old	1,745,430	1,650,330	1,638,180	1,433,040	62,550	70,230	26,460	39,330	6,570	12,150	95,100	82,290	7,620	5,190	33,390
Enrolled in school	189,360	177,000	175,290	151,650	5,910	8,190	3,420	5,100	1,020	1,710	12,360	10,500	690	1,170	4,200
Percent	10.8	10.7	10.7	10.6	9.4	11.7	12.9	13.0	15.5	14.1	13.0	12.8	9.1	22.5	12.6
Year in which enrolled:															
Elementary: 1	57,810	52,770	52,320	43,500	1,830	2,970	1,410	2,160	450	450	5,040	4,290	90	660	1,290
2 or 3	4,560	4,260	4,260	3,600	30	360	30	210	30	...	300	300	...	...	60
Year not reported	126,990	119,970	118,710	104,550	4,050	4,860	1,980	2,730	540	1,260	7,020	5,910	600	510	2,850
Not enrolled in school	1,556,070	1,473,330	1,462,890	1,281,390	56,640	62,040	23,040	34,230	5,550	10,440	82,740	71,790	6,930	4,020	29,190
Enrolled in kindergarten	583,560	549,780	545,970	467,400	21,420	27,750	12,690	14,160	2,550	3,810	33,780	30,960	690	2,130	7,950
Percent	33.4	33.3	33.3	32.6	34.2	39.5	48.0	36.0	38.8	31.4	35.5	37.6	9.1	41.0	23.8
6 years old	1,790,520	1,697,610	1,687,650	1,469,340	63,420	79,080	28,740	40,860	6,210	9,960	92,910	80,250	7,590	5,070	32,130
Enrolled in school	1,282,170	1,215,540	1,208,970	1,049,190	43,380	59,100	22,890	29,820	4,590	6,570	66,630	60,120	2,790	3,720	20,700
Percent	71.6	71.6	71.6	71.4	68.4	74.7	79.6	73.0	73.9	66.0	71.7	74.9	36.8	73.4	64.4
Year in which enrolled:															
Elementary: 1	1,145,850	1,089,540	1,084,500	943,890	39,030	52,140	19,800	25,800	3,840	5,040	56,310	51,210	2,100	3,000	17,730
2	54,240	48,420	47,850	39,720	1,500	2,880	1,200	2,250	300	570	5,820	5,220	210	390	1,530
3 or 4	7,590	6,750	6,630	5,370	300	450	150	300	60	120	840	810	...	30	270
Year not reported	74,490	70,830	69,990	60,210	2,550	3,630	1,740	1,470	390	840	3,660	2,880	480	300	1,170
Median school year	1.5	1.5	1.5	1.5	1.5	1.5	1.5	1.5	1.5	1.6	1.6	1.6	...	1.6	1.6
Not enrolled in school	508,350	482,070	478,680	420,150	20,040	19,980	5,850	11,040	1,620	3,390	26,280	20,130	4,800	1,350	11,430
Enrolled in kindergarten	224,730	214,290	212,880	185,010	8,580	10,500	3,120	4,800	870	1,410	10,440	9,150	690	600	3,270
Percent	12.6	12.6	12.6	12.6	13.5	13.3	10.9	11.7	14.0	14.2	11.2	11.4	9.1	11.8	10.2
7 years old	1,873,560	1,778,700	1,770,420	1,546,560	52,440	85,170	33,300	46,230	6,720	8,280	94,860	82,650	7,560	4,650	31,950
Enrolled in school	1,784,910	1,697,250	1,689,570	1,477,050	49,950	81,630	31,440	43,110	6,390	7,680	87,660	77,520	5,640	4,500	29,460
Percent	95.3	95.4	95.4	95.5	95.3	95.8	94.4	93.3	95.1	92.8	92.4	93.8	94.6	96.8	92.2
Year in which enrolled:															
Elementary: 1	568,590	541,440	538,140	475,290	19,020	23,340	6,270	12,720	1,500	3,300	27,150	23,010	2,940	1,200	13,890
2	1,082,040	1,033,290	1,030,110	899,580	27,420	51,390	21,510	26,040	4,170	3,180	48,750	44,310	1,860	2,580	12,150
3	59,580	53,820	53,490	44,010	1,470	3,180	2,160	2,400	270	330	5,760	5,130	210	420	1,380
4 or 5	8,970	8,010	7,860	6,270	240	630	330	270	120	150	960	840	...	120	150
Year not reported	65,730	60,690	59,970	51,900	1,800	3,090	1,170	1,680	330	720	5,040	4,230	630	180	1,890
Median school year	2.3	2.3	2.3	2.3	2.2	2.3	2.4	2.3	2.4	2.1	2.3	2.3	1.9	2.4	2.0
Not enrolled in school	88,650	81,450	80,850	69,510	2,490	3,540	1,860	3,120	330	600	7,200	5,130	1,920	150	2,490
8 years old	1,656,630	1,567,890	1,560,030	1,355,640	46,320	76,980	31,860	42,960	6,270	7,860	88,740	76,890	7,920	3,930	33,660
Enrolled in school	1,592,490	1,509,480	1,502,190	1,306,530	44,550	73,950	30,510	40,800	5,850	7,290	83,010	73,170	6,090	3,750	32,010
Percent	96.1	96.3	96.3	96.4	96.2	96.1	95.8	95.0	93.3	92.7	93.5	95.2	76.9	95.4	95.1
Year in which enrolled:															
Elementary: 1	62,760	57,360	56,550	48,750	2,550	2,010	630	2,430	180	810	5,400	3,750	1,560	90	5,790
2	537,480	509,280	506,370	444,330	17,520	22,470	7,080	13,530	1,440	2,910	28,200	24,330	2,670	1,200	13,470
3	880,860	840,900	838,050	729,510	21,810	43,710	18,630	20,850	3,540	2,850	39,960	36,870	1,050	2,040	10,200
4	56,880	52,020	51,780	42,960	1,350	2,670	2,160	2,160	480	240	4,860	4,380	210	270	1,110
5 or 6	9,210	8,220	8,100	6,630	180	450	360	450	30	120	990	930	60	...	270
Year not reported	45,300	41,700	41,340	34,350	1,140	2,640	1,650	1,380	180	360	3,600	2,910	540	150	1,170
Median school year	3.2	3.2	3.2	3.2	3.1	3.3	3.4	3.2	3.3	2.9	3.2	3.2	2.5	3.3	2.7
Not enrolled in school	64,140	58,410	57,840	49,110	1,770	3,030	1,350	2,160	420	570	5,730	3,720	1,830	180	1,650
9 years old	1,502,610	1,418,340	1,410,270	1,209,120	45,240	73,110	31,710	45,270	5,820	8,070	84,270	74,250	6,840	3,180	29,220
Enrolled in school	1,446,990	1,367,820	1,360,140	1,166,430	43,680	70,890	30,360	43,230	5,550	7,680	79,170	70,500	5,640	3,030	27,720
Percent	96.3	96.4	96.4	96.5	96.6	97.0	95.7	95.5	95.4	95.2	93.9	94.9	82.5	95.3	95.9
Year in which enrolled:															
Elementary: 1	12,720	11,460	11,190	9,450	540	510	120	510	60	270	1,260	780	450	30	1,290
2	82,950	74,130	72,900	62,310	3,780	2,400	1,110	3,210	90	1,230	8,820	6,930	1,800	90	5,310
3	495,420	466,200	463,650	403,110	17,100	21,210	7,050	13,650	1,530	2,550	29,220	26,370	2,010	840	11,580
4	757,740	725,790	722,760	617,100	19,920	41,220	18,990	22,080	3,450	3,030	31,950	29,190	1,020	1,740	8,100
5	52,230	48,000	47,700	39,360	1,320	2,790	1,830	2,190	210	300	4,230	3,960	60	210	690
6 or 7	9,330	8,280	8,220	6,900	120	750	180	270	...	60	1,050	990	60	...	60
Year not reported	36,600	33,960	33,720	28,200	900	2,010	1,080	1,320	210	240	2,640	2,280	240	120	690
Median school year	4.2	4.2	4.2	4.2	4.0	4.3	4.3	4.2	4.3	3.9	4.0	4.0	3.2	4.3	3.6
Not enrolled in school	55,620	50,520	50,130	42,690	1,560	2,220	1,350	2,040	270	390	5,100	3,750	1,200	150	1,500
10 years old	1,468,470	1,386,690	1,377,840	1,165,260	43,410	79,140	34,710	49,410	5,910	8,850	81,780	71,400	7,230	3,150	28,380
Enrolled in school	1,415,130	1,338,030	1,329,570	1,124,850	42,000	76,830	32,970	47,130	5,790	8,460	77,100	68,640	5,580	2,880	26,880
Percent	96.4	96.5	96.5	96.5	96.8	97.1	95.0	95.4	98.0	96.6	94.3	96.1	77.2	91.5	94.7
Year in which enrolled:															
Elementary: 1	5,730	4,800	4,650	3,900	270	120	120	210	30	150	930	540	360	30	390
2	18,960	16,380	15,960	12,930	1,200	480	90	1,230	30	420	2,580	1,650	900	30	1,950
3	107,940	98,460	97,020	81,060	4,860	4,290	1,410	5,070	330	1,440	9,480	8,190	1,230	60	6,060
4	481,050	455,190	452,250	388,980	16,350	23,100	7,830	14,340	1,650	2,940	25,860	23,100	1,890	870	10,020
5	699,780	669,000	666,180	561,600	16,920	42,090	19,800	22,830	2,940	2,820	30,780	28,590	750	1,440	7,140
6	56,520	52,680	52,500	41,970	1,140	4,350	2,700	1,890	450	180	3,840	3,510	30	300	480
7 or 8	11,820	10,650	10,530	8,430	300	870	300	570	60	120	1,170	1,140	30	...	90
Year not reported	33,330	30,870	30,480	25,980	960	1,530	720	990	300	390	2,460	1,920	390	150	750
Median school year	5.1	5.1	5.1	5.1	4.9	5.2	5.3	5.1	5.2	4.7	4.9	5.0	4.1	...	4.5
Not enrolled in school	53,340	48,660	48,270	40,410	1,410	2,310	1,740	2,280	120	390	4,680	2,760	1,650	270	1,500

[1] In 5 Southwestern States.

Table 2.—ETHNIC CHARACTERISTICS: CHILDREN 5 TO 13 YEARS OLD ENROLLED IN SCHOOL, BY YEAR OF SCHOOL IN WHICH ENROLLED AND AGE, FOR THE UNITED STATES, BY REGIONS, TOTAL AND RURAL FARM: 1950—Con.

[Based on 3⅓-percent sample. Percent not shown where less than 0.1. Percent or median not shown where base is less than 3,000. In general, persons were enrolled in grade above one they had completed]

Area, age, school enrollment, and year of school in which enrolled	Total population	White								Nonwhite				White persons with Spanish surname[1]
		Total white	Native white						Foreign-born white	Total nonwhite	Negro	Indian	Other races	
			Total native white	Native parentage		Foreign or mixed parentage								
				Born in North or West	Born in South	Northern or Western European stock	Central or Eastern European stock	Southern European stock	Other stock					
NORTH AND WEST--TOTAL--Con.														
11 years old	1,435,170	1,357,530	1,347,420	1,127,250	43,350	81,570	38,700	50,760	5,790	10,110	77,640	65,820	7,350	4,470	25,980
Enrolled in school	1,385,550	1,312,320	1,302,900	1,090,140	42,090	79,050	37,260	48,720	5,640	9,420	73,230	62,940	6,030	4,260	25,050
Percent	96.5	96.7	96.7	96.7	97.1	96.9	96.3	96.0	97.4	93.2	94.3	95.6	82.0	95.3	96.4
Year in which enrolled:															
Elementary: 1 or 2	9,930	8,610	8,340	6,600	450	390	330	540	30	270	1,320	810	510	...	660
3	25,740	22,710	22,230	17,850	1,290	870	450	1,590	180	480	3,030	2,160	720	150	2,370
4	122,640	112,170	110,160	90,150	6,150	5,370	1,980	6,060	450	2,010	10,470	8,790	1,260	420	6,000
5	486,860	442,650	439,530	374,790	16,140	23,070	8,850	15,330	1,350	3,120	24,210	21,330	1,620	1,260	9,090
6	661,200	637,620	635,370	529,800	15,690	42,900	21,840	22,020	3,120	2,250	23,580	21,240	840	1,500	5,580
7	51,870	48,180	47,730	38,130	1,110	3,750	2,580	1,920	240	450	3,690	3,330	240	120	420
8[2]	15,210	12,930	12,720	9,600	540	1,230	540	750	60	210	2,280	1,920	240	120	300
Year not reported	32,100	27,450	26,820	23,220	720	1,470	690	510	210	630	4,650	3,360	600	690	630
Median school year	6.1	6.1	6.1	6.1	5.8	6.2	6.3	6.0	6.2	5.5	5.8	5.8	5.1	6.0	5.3
Not enrolled in school	49,620	45,210	44,520	37,110	1,260	2,520	1,440	2,040	150	690	4,410	2,880	1,320	210	930
12 years old	1,451,850	1,371,390	1,360,560	1,125,150	43,470	86,070	40,950	58,440	6,480	10,830	80,460	70,710	6,510	3,240	26,670
Enrolled in school	1,399,020	1,323,750	1,313,310	1,087,260	41,940	83,190	39,240	55,560	6,120	10,440	75,270	66,960	5,190	3,120	25,530
Percent	96.4	96.5	96.5	96.6	96.5	96.7	95.8	95.1	94.4	96.4	93.5	94.7	79.7	96.3	95.7
Year in which enrolled:															
Elementary: 1 to 3	17,490	14,820	14,250	10,650	1,080	840	480	1,110	90	570	2,670	1,980	690	...	1,020
4	38,310	33,960	33,180	27,090	1,680	1,260	540	2,460	150	780	4,350	3,270	960	120	3,240
5	136,680	124,920	123,420	101,400	6,270	5,910	2,100	7,230	510	1,500	11,760	10,260	1,110	390	6,420
6	468,840	445,500	442,410	371,070	16,230	25,770	9,180	18,630	1,560	3,090	23,340	21,420	960	960	9,330
7	632,970	609,360	606,390	502,410	14,430	42,450	22,290	21,660	3,150	2,970	23,610	21,630	690	1,290	4,230
8	62,520	57,450	56,610	44,250	1,170	4,530	3,390	2,820	450	840	5,070	4,830	60	180	420
High school: 1 or 2	11,220	9,750	9,690	7,290	120	930	660	630	60	60	1,470	1,380	60	30	90
Year not reported	30,990	27,990	27,360	23,100	960	1,500	600	1,050	150	630	3,000	2,190	660	150	780
Median school year	7.0	7.0	7.0	6.7	7.2	7.3	6.9	7.2	6.7	6.7	6.8	5.6	7.0	6.2	
Not enrolled in school	52,830	47,640	47,250	37,890	1,530	2,880	1,710	2,880	360	390	5,190	3,750	1,320	120	1,140
13 years old	1,400,040	1,324,140	1,314,630	1,069,650	42,930	89,340	47,730	58,440	6,540	9,510	75,900	66,480	6,000	3,420	26,400
Enrolled in school	1,348,980	1,277,100	1,268,280	1,033,230	41,550	86,070	46,200	55,230	6,000	8,820	71,880	63,840	4,860	3,180	25,170
Percent	96.4	96.4	96.5	96.6	96.8	96.3	96.8	94.5	91.7	92.7	94.7	96.0	81.0	93.0	95.3
Year in which enrolled:															
Elementary: 1 to 4	22,800	19,080	18,630	14,220	1,320	930	600	1,380	180	450	3,720	2,340	1,230	150	1,470
5	41,640	36,960	36,450	29,550	1,860	1,800	750	2,400	90	510	4,680	3,870	720	90	2,520
6	140,130	128,130	126,900	102,540	6,270	6,960	2,790	7,980	360	1,230	12,000	10,620	1,020	360	6,990
7	442,590	420,780	418,200	347,820	15,300	25,770	10,950	16,500	1,860	2,580	21,810	19,740	1,080	990	7,980
8	597,600	576,180	573,630	466,320	14,370	42,840	24,390	22,800	2,910	2,550	21,420	19,710	480	1,230	5,010
High school: 1	59,280	54,690	54,150	40,410	1,380	4,800	4,320	2,820	420	540	4,590	4,380	30	180	420
2 or 3	12,930	11,820	11,670	8,250	240	1,320	1,320	450	90	150	1,110	1,080	...	30	120
Year not reported	32,010	29,460	28,650	24,120	810	1,650	1,080	900	90	810	2,550	2,100	300	150	660
Median school year	8.0	8.0	8.0	8.0	7.7	8.2	8.3	7.9	8.2	7.7	7.7	7.7	6.3	7.9	7.2
Not enrolled in school	51,060	47,040	46,350	36,420	1,380	3,270	1,530	3,210	540	690	4,020	2,640	1,140	240	1,230
NORTH AND WEST--RURAL FARM															
Total, 5 to 13 years old	2,006,250	1,968,570	1,961,760	1,503,870	53,670	65,220	18,810	18,150	2,040	6,810	37,680	12,810	19,440	5,430	32,520
Enrolled in school	1,666,050	1,639,620	1,634,340	1,499,010	45,090	56,400	16,680	15,510	1,650	5,280	26,430	10,110	11,940	4,380	26,040
Percent	83.0	83.3	83.3	83.1	84.0	86.5	88.7	85.5	...	77.5	70.1	78.9	61.4	80.7	80.1
Not enrolled school	340,200	328,950	327,420	304,860	8,580	8,820	2,130	2,640	390	1,530	11,250	2,700	7,500	1,050	6,480
5 years old	227,400	223,080	222,090	208,500	5,070	5,700	1,170	1,410	240	990	4,320	1,500	2,010	810	3,900
Enrolled in school	25,650	25,080	24,900	23,370	630	480	210	150	60	180	570	270	210	90	600
Percent	11.1	11.2	11.2	11.2	12.4	8.4	...	...	...	...	13.2	...	...	...	15.4
Year in which enrolled:															
Elementary: 1	4,320	4,080	4,080	3,900	150	...	30	...	...	...	240	180	...	60	...
2 or 3	540	540	540	480	...	...	30	30	...	...	...	...	...	...	...
Year not reported	20,790	20,460	20,280	18,990	480	480	150	120	60	180	330	90	210	30	600
Not enrolled in school	201,750	198,000	197,190	185,130	4,440	5,220	960	1,260	180	810	3,750	1,230	1,800	720	3,300
Enrolled in kindergarten	21,960	21,750	21,630	20,220	300	750	180	120	60	120	210	60	...	150	180
Percent	9.7	9.7	9.7	9.7	5.9	13.2	...	...	...	...	4.9	...	...	...	4.6
6 years old	234,030	229,320	228,630	213,960	5,370	5,730	1,380	1,890	300	690	4,710	1,320	2,520	870	4,230
Enrolled in school	154,290	152,310	151,950	142,260	3,360	4,080	840	1,260	150	360	1,980	660	660	660	2,340
Percent	65.9	66.4	66.5	66.5	62.6	71.2	...	...	...	...	42.0	...	...	...	55.3
Year in which enrolled:															
Elementary: 1	136,260	134,730	134,490	125,970	3,030	3,450	720	1,170	150	240	1,530	600	450	480	2,130
2	4,980	4,830	4,800	4,530	90	180	...	...	...	30	150	60	30	60	30
3 or 4	870	870	870	750	...	90	30	...	...	...	...	...	...	...	30
Year not reported	12,180	11,880	11,790	11,010	240	360	90	90	...	90	300	...	180	120	150
Median school year	1.5	1.5	1.5	1.5	1.5	1.5	...	...	...	...	...	...	...	...	...
Not enrolled in school	79,740	77,010	76,680	71,700	2,010	1,650	540	630	150	330	2,730	660	1,860	210	1,890
Enrolled in kindergarten	16,560	16,290	16,230	15,060	300	480	270	60	60	60	270	120	120	30	360
Percent	7.1	7.1	7.1	7.0	5.6	8.4	...	...	...	...	5.7	...	...	...	8.5
7 years old	238,110	233,760	233,130	216,780	6,030	6,600	1,830	1,650	240	630	4,350	1,560	2,250	540	3,660
Enrolled in school	226,560	223,140	222,570	207,240	5,610	6,060	1,800	1,620	240	570	3,420	1,410	1,470	540	3,240
Percent	95.1	95.5	95.5	95.6	93.0	91.8	...	...	...	...	78.6	...	...	...	88.5
Year in which enrolled:															
Elementary: 1	85,470	84,000	83,730	77,370	2,520	2,340	570	870	60	270	1,470	690	600	180	1,980
2	125,640	124,290	124,110	116,310	2,520	3,420	1,020	690	150	180	1,350	540	540	270	780
3	6,450	6,300	6,270	5,700	240	120	180	30	...	30	150	90	30	30	60
4 or 5	870	840	840	840	...	...	...	...	...	...	30	...	...	30	30
Year not reported	8,130	7,710	7,620	7,020	330	180	30	30	30	90	420	90	300	30	390
Median school year	2.2	2.2	2.2	2.2	2.0	2.2	...	...	...	...	2.0	...	...	...	1.7
Not enrolled in school	11,550	10,620	10,560	9,540	420	540	30	30	...	60	930	150	780	...	420

[1] In 5 Southwestern States.

[2] Includes a few persons enrolled in first year of high school.

Table 2.—ETHNIC CHARACTERISTICS: CHILDREN 5 TO 13 YEARS OLD ENROLLED IN SCHOOL, BY YEAR OF SCHOOL IN WHICH ENROLLED AND AGE, FOR THE UNITED STATES, BY REGIONS, TOTAL AND RURAL FARM: 1950—Con.

[Based on 3⅓-percent sample. Percent not shown where less than 0.1. Percent or median not shown where base is less than 3,000. In general, persons were enrolled in grade above one they had completed]

Area, age, school enrollment, and year of school in which enrolled	Total population	White									Nonwhite				White persons with Spanish surname[1]
			Native white							Foreign born white					
			Total native white	Native parentage		Foreign or mixed parentage					Total nonwhite	Negro	Indian	Other races	
				Born in North or West	Born in South	Northern or Western European stock	Central or Eastern European stock	Southern European stock	Other stock						
NORTH AND WEST—RURAL FARM —Con.															
8 years old	225,510	220,980	220,290	203,730	5,490	7,080	1,530	2,340	120	690	4,530	1,440	2,490	600	4,320
Enrolled in school	216,720	212,940	212,340	196,470	5,130	6,900	1,440	2,280	120	600	3,780	1,350	1,830	600	4,230
Percent	96.1	96.4	96.4	96.4	93.4	97.5	...	...	...	...	83.4	...	...	...	97.9
Year in which enrolled:															
Elementary: 1	9,330	8,580	8,370	7,380	390	150	120	330	...	210	750	180	570	...	1,170
2	83,700	82,020	81,810	75,330	2,340	2,430	570	1,080	60	210	1,680	780	660	240	1,860
3	110,070	109,260	109,170	101,970	2,040	3,810	600	690	60	90	810	270	210	330	870
4	7,290	7,020	6,990	6,450	120	270	90	60	...	30	270	120	120	30	60
5 or 6	1,200	1,170	1,170	1,050	60	...	30	30	...	...	30	...	30	...	30
Year not reported	5,130	4,890	4,830	4,290	180	240	30	90	...	60	240	...	240	...	240
Median school year	3.1	3.1	3.1	3.1	2.9	3.2	...	...	...	...	2.6	...	...	...	2.4
Not enrolled in school	8,790	8,040	7,950	7,260	360	180	90	60	...	90	750	90	660	...	90
9 years old	211,380	207,510	206,940	191,250	5,280	6,630	1,980	1,680	120	570	3,870	1,230	2,160	480	3,210
Enrolled in school	202,710	199,410	198,900	183,810	5,100	6,420	1,890	1,590	90	510	3,300	1,170	1,680	450	3,030
Percent	95.9	96.1	96.1	96.1	96.6	96.8	...	...	...	...	85.3	...	...	...	94.4
Year in which enrolled:															
Elementary: 1	2,460	2,160	2,130	1,830	180	30	...	90	...	30	300	180	120	...	360
2	13,260	12,240	12,120	10,590	840	360	120	210	...	120	1,020	330	690	...	720
3	78,300	77,280	77,190	70,680	2,250	2,760	690	750	60	90	1,020	420	450	150	1,350
4	96,630	95,790	95,580	89,700	1,650	2,790	900	510	30	210	840	240	300	300	480
5	6,840	6,810	6,780	6,480	90	180	...	30	...	30	30	...	30	...	30
6 or 7	1,290	1,290	1,290	1,140	30	90	30	...	...	...	...	...	...	...	...
Year not reported	3,930	3,840	3,810	3,390	60	210	150	...	...	30	90	...	90	...	90
Median school year	4.1	4.1	4.1	4.1	3.7	4.0	...	...	...	...	3.3	...	...	...	3.3
Not enrolled in school	8,670	8,100	8,040	7,440	180	210	90	90	30	60	570	60	480	30	180
10 years old	215,550	211,740	210,870	193,380	5,790	7,440	1,800	2,190	270	870	3,810	1,170	2,190	450	4,170
Enrolled in school	207,900	204,810	203,970	187,170	5,460	7,350	1,680	2,040	270	840	3,090	1,140	1,560	390	3,960
Percent	96.5	96.7	96.7	96.8	94.3	98.8	...	...	...	...	81.1	...	...	...	95.0
Year in which enrolled:															
Elementary: 1	1,050	990	990	780	120	...	...	90	...	...	60	30	30	...	150
2	3,690	3,300	3,210	2,610	300	30	...	270	...	90	390	120	270	...	690
3	18,180	17,640	17,520	15,600	810	570	120	390	30	120	540	180	360	...	1,020
4	77,430	76,350	75,930	69,210	2,280	2,910	780	660	90	420	1,080	510	480	90	1,110
5	94,500	93,750	93,630	87,330	1,530	3,360	750	570	90	120	750	240	240	270	810
6	7,950	7,860	7,830	7,350	150	300	30	...	...	30	90	60	30	...	60
7 or 8	1,770	1,770	1,770	1,440	150	120	...	30	30	...	...	...	...	...	30
Year not reported	3,330	3,150	3,090	2,850	120	60	...	30	30	60	180	...	150	30	90
Median school year	5.0	5.0	5.0	5.0	4.6	5.0	...	...	...	...	4.4	...	...	...	4.1
Not enrolled in school	7,650	6,930	6,900	6,210	330	90	120	150	...	30	720	30	630	60	210
11 years old	215,820	211,770	210,960	190,980	6,660	8,010	2,790	2,250	270	810	4,050	1,350	2,220	480	3,090
Enrolled in school	209,310	205,830	205,110	185,670	6,480	7,830	2,670	2,190	270	720	3,480	1,230	1,770	480	3,060
Percent	97.0	97.2	97.2	97.2	97.3	97.8	...	...	...	...	85.9	...	...	...	99.0
Year in which enrolled:															
Elementary: 1 or 2	2,160	1,860	1,860	1,620	120	30	90	...	...	...	300	60	240	...	180
3	4,170	3,720	3,720	3,030	300	180	60	150	...	...	450	180	240	30	270
4	21,150	20,370	20,130	17,070	1,380	840	390	420	30	240	780	360	360	60	960
5	76,980	75,990	75,630	68,760	2,550	2,610	570	1,050	90	360	990	390	360	240	1,080
6	92,010	91,530	91,470	84,150	1,740	3,600	1,440	390	150	60	480	120	270	90	450
7	7,260	7,200	7,200	6,540	210	270	90	90	...	...	60	...	30	30	90
8[2]	2,130	2,070	2,070	1,830	30	180	...	30	...	...	60	30	30	...	30
Year not reported	3,450	3,090	3,030	2,670	150	120	30	60	...	60	360	90	240	30	...
Median school year	6.0	6.0	6.0	6.0	5.5	6.1	...	...	...	...	5.0	...	...	...	5.1
Not enrolled in school	6,510	5,940	5,850	5,310	180	180	120	60	...	90	570	120	450	...	30
12 years old	220,890	216,840	215,850	195,330	6,930	8,220	2,700	2,310	360	990	4,050	1,710	1,740	600	2,880
Enrolled in school	213,120	209,730	208,800	189,270	6,630	7,830	2,580	2,130	360	930	3,390	1,500	1,290	600	2,730
Percent	96.5	96.7	96.7	96.9	95.7	95.3	...	...	...	...	83.7	...	...	...	...
Year in which enrolled:															
Elementary: 1 to 3	3,120	2,700	2,580	1,920	390	150	...	120	...	120	420	150	270	...	270
4	6,180	5,760	5,640	4,950	450	120	...	120	...	120	420	120	300	...	420
5	23,160	22,260	22,080	19,290	1,290	780	240	450	30	180	900	570	300	30	870
6	78,870	77,970	77,760	70,830	2,400	2,850	840	750	90	210	900	330	240	330	630
7	88,530	88,020	87,810	80,640	1,740	3,300	1,290	630	210	210	510	210	90	210	450
8	9,480	9,330	9,300	8,460	210	420	180	30	...	30	150	120	30	...	60
High school: 1 or 2	1,260	1,230	1,230	1,170	...	60	...	...	...	...	30	...	30	...	...
Year not reported	2,520	2,460	2,400	2,010	150	150	30	30	30	60	60	...	30	30	30
Median school year	6.9	6.9	6.9	7.0	6.5	7.0	...	...	...	...	5.9	...	...	...	...
Not enrolled in school	7,770	7,110	7,050	6,060	300	390	120	180	...	60	660	210	450	...	150
13 years old	217,560	213,570	213,000	189,960	7,050	9,810	3,630	2,430	120	570	3,990	1,530	1,860	600	3,060
Enrolled in school	209,790	206,370	205,800	183,750	6,690	9,450	3,570	2,250	90	570	3,420	1,380	1,470	570	2,850
Percent	96.4	96.6	96.6	96.7	94.9	96.3	98.3	...	...	...	85.7	...	...	...	93.1
Year in which enrolled:															
Elementary: 1 to 4	4,320	3,540	3,420	2,850	300	90	60	120	...	120	780	270	510	...	270
5	6,780	6,270	6,240	5,280	270	270	90	330	...	30	510	270	240	...	630
6	24,960	24,270	24,120	20,760	1,320	1,140	360	540	...	150	690	240	390	60	750
7	74,910	74,280	74,190	66,630	2,370	3,360	1,050	720	60	90	630	300	120	210	780
8	85,830	85,290	85,200	76,980	1,980	4,020	1,770	420	30	90	540	240	90	210	300
High school: 1	8,160	8,040	8,040	7,350	180	330	120	60	...	...	120	60	30	30	60
2 or 3	1,500	1,500	1,500	1,290	90	30	90	...	...	...	...	...	...	...	...
Year not reported	3,330	3,180	3,090	2,610	180	210	30	60	...	90	150	...	90	60	60
Median school year	7.9	7.9	7.9	7.9	7.6	7.9	8.1	...	...	...	6.5	...	...	...	...
Not enrolled in school	7,770	7,200	7,200	6,210	360	360	60	180	30	...	570	150	390	30	210

[1] In 5 Southwestern States.

[2] Includes a few persons enrolled in first year of high school.

Table 2.—ETHNIC CHARACTERISTICS: CHILDREN 5 TO 13 YEARS OLD ENROLLED IN SCHOOL, BY YEAR OF SCHOOL IN WHICH ENROLLED AND AGE, FOR THE UNITED STATES, BY REGIONS, TOTAL AND RURAL FARM: 1950—Con.

[Based on 3⅓-percent sample. Percent not shown where less than 0.1. Percent or median not shown where base is less than 3,000. In general, persons were enrolled in grade above one they had completed]

Area, age, school enrollment, and year of school in which enrolled	Total population	White								Nonwhite				White persons with Spanish surname[1]
			Native white											
				Native parentage		Foreign or mixed parentage								
		Total white	Total native white	Born in North or West	Born in South	Northern or Western European stock	Central or Eastern European stock	Southern European stock	Other stock	Foreign-born white	Total nonwhite	Negro	Indian	Other races	
SOUTH--TOTAL														
Total, 5 to 13 years old	7,977,750	5,993,250	5,968,560	286,950	5,517,960	31,350	16,350	104,790	11,160	24,690	1,984,500	1,957,980	14,910	11,610	228,960
Enrolled in school	6,387,420	4,796,670	4,781,040	221,670	4,432,020	25,440	14,010	79,110	8,790	15,630	1,590,750	1,571,700	10,560	8,490	157,530
Percent	80.1	80.0	80.1	77.3	80.3	81.1	85.7	75.5	78.8	63.3	80.2	80.3	70.8	73.1	68.8
Not enrolled in school	1,590,330	1,196,580	1,187,520	65,280	1,085,940	5,910	2,340	25,680	2,370	9,060	393,750	386,280	4,350	3,120	71,430
5 years old	977,760	735,300	731,520	44,340	667,890	4,350	1,470	11,850	1,620	3,780	242,460	239,100	1,950	1,410	31,890
Enrolled in school	87,720	61,230	60,870	3,660	55,800	360	180	690	180	360	26,490	26,100	180	210	2,190
Percent	9.0	8.3	8.3	8.3	8.4	8.3	...	5.8	...	9.5	10.9	10.9	...	...	6.9
Year in which enrolled:															
Elementary: 1	14,640	6,150	6,120	360	5,580	60	30	60	30	30	8,490	8,430	30	30	210
2 or 3	3,120	2,010	2,010	120	1,850	30	...	...	...	...	1,110	1,050	...	60	30
Year not reported	69,960	53,070	52,740	3,180	48,360	270	150	630	150	330	16,890	16,620	150	120	1,950
Not enrolled in school	890,040	674,070	670,650	40,680	612,090	3,990	1,290	11,160	1,440	3,420	215,970	213,000	1,770	1,200	29,700
Enrolled in kindergarten	63,150	50,190	49,920	6,270	41,400	990	330	600	330	270	12,960	12,840	120	...	660
Percent	6.5	6.8	6.8	14.1	6.2	22.8	...	5.1	...	7.1	5.3	5.4	...	...	2.1
6 years old	983,550	742,650	739,230	42,870	678,300	3,150	1,680	11,670	1,560	3,420	240,900	238,080	1,530	1,290	31,020
Enrolled in school	592,500	439,890	438,540	26,550	403,050	2,250	1,260	4,500	930	1,350	152,610	151,410	660	540	9,960
Percent	60.2	59.2	59.3	61.9	59.4	71.4	...	38.6	...	39.5	63.3	63.6	...	...	32.1
Year in which enrolled:															
Elementary: 1	525,300	391,410	390,360	24,120	358,770	1,920	1,050	3,690	810	1,050	133,890	132,990	510	390	8,280
2	16,590	8,820	8,820	480	8,070	60	60	150	...	...	7,770	7,650	60	60	270
3 or 4	4,680	3,420	3,390	180	3,030	60	...	120	...	30	1,260	1,230	...	30	210
Year not reported	45,930	36,240	35,970	1,770	33,180	210	150	540	120	270	9,690	9,540	90	60	1,200
Median school year	1.5	1.5	1.5	1.5	1.5	...	...	1.5	...	...	1.5	1.5	...	...	1.5
Not enrolled in school	391,050	302,760	300,690	16,320	275,250	900	420	7,170	630	2,070	88,290	86,670	870	750	21,060
Enrolled in kindergarten	32,970	25,170	25,170	2,550	21,450	360	30	630	150	...	7,800	7,680	60	60	1,110
Percent	3.4	3.4	3.4	5.9	3.2	11.4	...	5.4	...	...	3.2	3.2	...	...	3.6
7 years old	962,220	730,620	728,190	39,750	671,040	3,300	1,680	11,010	1,410	2,430	231,600	228,600	1,620	1,380	25,980
Enrolled in school	892,620	681,300	679,590	37,740	626,370	3,150	1,530	9,420	1,380	1,710	211,320	208,710	1,320	1,290	20,850
Percent	92.8	93.2	93.3	94.9	93.3	95.5	...	85.6	...	...	91.2	91.3	...	...	80.3
Year in which enrolled:															
Elementary: 1	432,870	318,090	317,040	14,820	294,360	1,020	210	6,210	420	1,050	114,780	113,130	840	810	14,580
2	401,610	323,520	323,160	19,800	297,030	1,770	1,110	2,610	840	360	78,090	77,370	420	300	4,500
3	22,560	13,050	12,870	600	11,880	120	60	180	30	180	9,510	9,390	30	90	270
4 or 5	5,280	3,360	3,330	300	2,910	...	30	90	...	30	1,920	1,890	...	30	240
Year not reported	30,300	23,280	23,190	2,220	20,190	240	120	330	90	90	7,020	6,930	30	60	1,260
Median school year	2.0	2.0	2.0	2.1	2.0	2.2	...	1.7	...	...	1.9	1.9	...	...	1.7
Not enrolled in school	69,600	49,320	48,600	2,010	44,670	150	150	1,590	30	720	20,280	19,890	300	90	5,130
8 years old	916,560	685,080	682,710	30,750	633,900	3,540	1,440	12,210	870	2,370	231,480	228,510	1,800	1,170	27,090
Enrolled in school	867,960	651,210	649,470	29,790	602,940	3,330	1,410	11,130	870	1,740	216,750	214,050	1,650	1,050	23,640
Percent	94.7	95.1	95.1	96.9	95.1	94.1	...	91.2	...	...	93.6	93.7	...	...	87.3
Year in which enrolled:															
Elementary: 1	102,210	56,370	55,800	1,080	51,150	120	30	3,420	...	570	45,840	45,360	240	240	8,880
2	384,420	288,960	288,210	12,060	270,210	990	360	4,290	300	750	95,460	94,200	810	450	9,930
3	333,090	272,280	271,920	14,460	251,340	1,980	810	2,820	510	360	60,810	60,030	480	300	3,690
4	21,480	13,380	13,350	630	12,450	90	...	150	30	30	8,100	8,040	30	30	390
5 or 6	5,130	3,300	3,300	210	2,940	...	...	150	...	...	1,830	1,770	30	30	90
Year not reported	21,630	16,920	16,890	1,350	14,850	150	210	300	30	30	4,710	4,650	60	...	660
Median school year	2.8	2.9	2.9	3.1	2.9	3.2	...	2.5	...	...	2.6	2.6	...	...	2.3
Not enrolled in school	48,600	33,870	33,240	960	30,960	210	30	1,080	...	630	14,730	14,460	150	120	3,450
9 years old	850,470	642,060	639,090	26,550	596,010	3,360	1,650	10,410	1,110	2,970	208,410	205,770	1,590	1,050	23,760
Enrolled in school	812,730	614,850	612,390	25,410	571,560	3,090	1,590	9,630	1,110	2,460	197,880	195,600	1,380	900	21,090
Percent	95.6	95.8	95.8	95.7	95.9	92.0	...	92.5	...	...	94.9	95.1	...	...	88.8
Year in which enrolled:															
Elementary: 1	33,120	15,480	15,120	300	13,620	30	...	1,140	30	360	17,640	17,400	180	60	3,330
2	121,740	72,570	71,970	1,560	67,170	90	90	2,910	150	600	49,170	48,630	390	150	7,440
3	343,770	267,870	267,150	10,110	251,970	1,050	420	3,150	450	720	75,900	75,180	420	300	6,600
4	273,180	230,460	229,920	12,030	212,850	1,710	960	1,950	420	540	42,720	42,180	270	270	2,700
5	19,650	12,990	12,930	660	12,150	30	...	90	...	60	6,660	6,600	30	30	270
6 or 7	5,100	3,330	3,330	60	3,150	90	...	30	...	...	1,770	1,710	30	30	60
Year not reported	16,170	12,150	11,970	690	10,650	90	120	360	60	180	4,020	3,900	60	60	690
Median school year	3.7	3.8	3.8	4.0	3.8	4.2	...	3.2	...	...	3.4	3.4	...	...	2.9
Not enrolled in school	37,740	27,210	26,700	1,140	24,450	270	60	780	...	510	10,530	10,170	210	150	2,670
10 years old	858,060	638,790	636,330	25,260	592,710	3,510	2,130	11,400	1,320	2,460	219,270	216,300	1,560	1,410	23,430
Enrolled in school	819,270	611,970	610,020	23,940	568,530	3,480	2,070	10,740	1,260	1,950	207,300	205,020	1,140	1,140	21,210
Percent	95.5	95.8	95.9	94.8	95.9	99.1	...	94.2	...	...	94.5	94.8	...	...	90.5
Year in which enrolled:															
Elementary: 1	17,070	6,990	6,810	120	5,730	...	...	960	...	180	10,080	9,960	90	30	1,740
2	51,030	24,330	24,000	300	21,690	30	90	1,890	...	330	26,700	26,310	120	270	4,740
3	145,290	89,700	89,310	1,920	84,300	210	30	2,790	60	390	55,590	54,960	360	270	7,170
4	317,820	250,980	250,530	9,180	235,950	1,260	720	2,910	510	450	66,840	66,150	300	390	5,040
5	245,100	208,860	208,530	10,470	193,260	1,770	1,020	1,500	510	330	36,240	35,910	210	120	1,590
6	21,420	14,880	14,790	900	13,380	90	60	270	90	90	6,540	6,510	...	30	150
7 or 8	5,670	3,870	3,840	270	3,510	...	30	30	...	30	1,800	1,800	...	...	180
Year not reported	15,870	12,360	12,210	780	10,710	120	120	390	90	150	3,510	3,420	60	30	600
Median school year	4.6	4.7	4.7	5.0	4.7	5.1	...	3.8	...	...	4.1	4.1	...	...	3.5
Not enrolled in school	38,790	26,820	26,310	1,320	24,180	30	60	660	60	510	11,970	11,280	420	270	2,220

[1] In 5 Southwestern States.

Table 2.—ETHNIC CHARACTERISTICS: CHILDREN 5 TO 13 YEARS OLD ENROLLED IN SCHOOL, BY YEAR OF SCHOOL IN WHICH ENROLLED AND AGE, FOR THE UNITED STATES, BY REGIONS, TOTAL AND RURAL FARM: 1950—Con.

[Based on 3⅓-percent sample. Percent not shown where less than 0.1. Percent or median not shown where base is less than 3,000. In general, persons were enrolled in grade above one they had completed]

Area, age, school enrollment, and year of school in which enrolled	Total population	White								Nonwhite				White persons with Spanish surname[1]
		Total white	Native white						Foreign-born white	Total nonwhite	Negro	Indian	Other races	
			Total native white	Native parentage		Foreign or mixed parentage								
				Born in North or West	Born in South	Northern or Western European stock	Central or Eastern European stock	Southern European stock	Other stock					
SOUTH--TOTAL--Con.														
11 years old	794,730	602,160	599,670	25,170	556,920	3,780	1,950	10,770	1,080	2,490	192,570	189,480	1,710	1,380	20,550
Enrolled in school	761,370	578,010	575,850	24,330	535,050	3,600	1,890	9,990	990	2,160	183,360	180,630	1,470	1,260	18,600
Percent	95.8	96.0	96.0	96.7	96.1	95.2	...	92.8	...	...	95.2	95.3	...	...	90.5
Year in which enrolled:															
Elementary: 1 or 2	30,630	13,200	12,750	180	11,460	...	90	1,020	...	450	17,430	17,310	...	120	2,970
3	62,130	33,720	33,360	420	30,630	60	30	2,220	...	360	28,410	28,080	180	150	4,470
4	135,690	90,300	90,090	2,310	84,780	270	150	2,460	120	210	45,390	44,640	510	240	5,100
5	273,870	222,570	222,150	8,910	209,100	990	600	2,190	360	420	51,300	50,760	390	150	3,960
6	221,730	191,670	191,280	10,470	175,920	1,770	780	1,890	450	390	30,060	29,610	270	180	1,650
7	17,100	12,030	11,970	630	10,800	330	150	30	30	60	5,070	5,040	...	30	60
8[2]	5,580	3,570	3,540	180	3,180	90	...	90	...	30	2,010	1,920	60	30	90
Year not reported	14,640	10,950	10,710	1,230	9,180	90	90	90	30	240	3,690	3,270	60	360	300
Median school year	5.5	5.7	5.7	6.0	5.7	6.2	...	4.7	...	...	5.0	5.0	...	...	4.3
Not enrolled in school	33,360	24,150	23,820	840	21,870	180	60	780	90	330	9,210	8,850	240	120	1,950
12 years old	846,750	629,580	627,180	27,870	580,590	3,390	2,430	11,850	1,050	2,400	217,170	214,080	1,650	1,440	23,160
Enrolled in school	806,430	600,120	598,230	26,850	553,890	3,270	2,400	10,860	960	1,890	206,310	203,730	1,380	1,200	20,580
Percent	95.2	95.3	95.4	96.3	95.4	96.5	...	91.6	...	...	95.0	95.2	...	...	88.9
Year in which enrolled:															
Elementary: 1 to 3	57,030	24,870	24,300	270	21,600	...	60	2,370	...	570	32,160	31,800	150	210	5,160
4	78,780	43,320	43,170	840	40,410	90	...	1,830	...	150	35,460	35,220	60	180	4,440
5	143,040	96,540	96,240	2,850	90,570	150	120	2,430	120	300	46,500	45,750	480	270	4,920
6	276,720	225,390	225,090	8,910	211,470	1,170	720	2,430	390	300	51,330	50,490	450	390	3,900
7	210,420	179,670	179,340	10,680	164,130	1,560	1,320	1,260	390	330	30,750	30,540	120	90	1,380
8	21,240	15,570	15,510	990	14,040	210	30	240	...	60	5,670	5,610	...	60	240
High school: 1 or 2	5,190	3,570	3,480	180	3,180	...	...	60	60	90	1,620	1,620	...	...	150
Year not reported	14,010	11,190	11,100	2,130	8,490	90	150	240	...	90	2,820	2,700	120	...	390
Median school year	6.4	6.6	6.6	6.9	6.6	7.1	...	5.5	...	...	6.7	6.7	...	...	5.1
Not enrolled in school	40,320	29,460	28,950	1,020	26,700	120	30	990	90	510	10,860	10,350	270	240	2,580
13 years old	787,650	587,010	584,640	24,390	540,600	2,970	1,920	13,620	1,140	2,370	200,640	198,060	1,500	1,080	22,080
Enrolled in school	746,820	558,090	556,080	23,400	514,830	2,910	1,680	12,150	1,110	2,010	188,730	186,450	1,380	900	19,410
Percent	94.8	95.1	95.1	95.9	95.2	...	...	89.2	...	...	94.1	94.1	...	...	87.9
Year in which enrolled:															
Elementary: 1 to 4	75,900	35,520	34,740	480	31,230	...	60	2,970	...	780	40,380	39,930	180	270	6,750
5	75,990	44,580	44,370	720	41,430	90	60	2,040	30	210	31,410	31,200	150	60	3,660
6	135,030	93,810	93,510	2,190	88,380	330	210	2,250	150	300	41,220	40,560	450	210	3,420
7	240,780	198,450	198,180	7,860	186,000	1,020	480	2,550	270	270	42,330	41,850	360	120	3,420
8	182,970	158,460	158,190	9,150	144,720	1,170	630	2,070	450	270	24,510	24,210	150	150	1,800
High school: 1	20,880	15,630	15,600	750	14,310	180	210	120	30	30	5,250	5,190	30	30	90
2 or 3	3,810	2,580	2,580	210	2,280	...	30	60	...	...	1,230	1,230	...	...	120
Year not reported	11,460	9,060	8,910	2,040	6,480	120	...	90	180	150	2,400	2,280	60	60	150
Median school year	7.3	7.5	7.5	7.9	7.5	...	...	6.5	...	...	6.5	6.5	...	...	5.8
Not enrolled in school	40,830	28,920	28,560	990	25,770	60	240	1,470	30	360	11,910	11,610	120	180	2,670
SOUTH--RURAL FARM															
Total, 5 to 13 years old	2,543,850	1,763,670	1,758,360	33,150	1,708,290	3,150	1,800	11,490	480	5,310	780,180	766,680	6,660	6,840	31,530
Enrolled in school	2,040,960	1,420,020	1,417,380	24,860	1,379,680	2,640	1,650	8,220	330	2,640	620,940	611,010	5,040	4,890	20,400
Percent	80.2	80.5	80.6	75.3	80.8	83.8	...	71.5	...	49.7	79.6	79.7	75.7	71.5	64.7
Not enrolled in school	502,890	343,650	340,980	8,290	328,610	510	150	3,270	150	2,670	159,240	155,670	1,620	1,950	11,130
5 years old	287,130	194,130	193,320	5,010	186,510	330	180	1,230	60	810	93,000	91,050	1,020	930	3,930
Enrolled in school	28,800	17,340	17,310	660	16,560	60	30	...	...	30	11,460	11,220	120	120	270
Percent	10.0	8.9	9.0	13.2	8.9	...	...	...	...	...	12.3	12.3	...	...	6.9
Year in which enrolled:															
Elementary: 1	5,880	1,980	1,980	90	1,890	...	...	...	...	...	3,900	3,870	...	30	30
2 or 3	1,170	840	840	60	780	...	...	...	...	...	330	300	...	30	30
Year not reported	21,750	14,520	14,490	510	13,890	60	30	...	...	30	7,230	7,050	120	60	210
Not enrolled in school	258,330	176,790	176,010	4,350	169,950	270	150	1,230	60	780	81,540	79,830	900	810	3,660
Enrolled in kindergarten	1,740	1,170	1,170	30	1,140	...	...	...	...	...	570	570	...	...	...
Percent	0.6	0.6	0.6	0.6	0.6	...	...	...	...	...	0.6	0.6	...	...	...
6 years old	290,310	199,290	198,390	5,700	191,040	180	120	1,260	90	900	91,020	89,700	630	690	4,170
Enrolled in school	169,320	113,370	113,070	3,240	109,170	90	120	420	30	300	55,950	55,380	330	240	1,080
Percent	58.3	56.9	57.0	56.8	57.1	...	...	...	...	...	61.5	61.7	...	...	25.9
Year in which enrolled:															
Elementary: 1	148,110	98,670	98,400	2,850	94,980	90	90	360	30	270	49,440	49,080	210	150	930
2	5,940	3,510	3,510	210	3,270	...	...	30	...	...	2,430	2,340	30	60	...
3 or 4	1,680	1,170	1,170	30	1,140	...	...	...	...	...	510	480	...	30	...
Year not reported	13,590	10,020	9,990	150	9,780	...	30	30	...	30	3,570	3,480	90	...	150
Median school year	1.5	1.5	1.5	1.5	1.5	...	...	...	...	...	1.5	1.5	...	...	...
Not enrolled in school	120,990	85,920	85,320	2,460	81,870	90	...	840	60	600	35,070	34,320	300	450	3,090
Enrolled in kindergarten	3,270	2,010	2,010	60	1,950	...	...	...	...	...	1,260	1,200	...	60	60
Percent	1.1	1.0	1.0	1.1	1.0	...	...	...	...	...	1.4	1.3	...	...	1.4
7 years old	285,660	197,580	197,010	4,650	190,800	210	150	1,110	90	570	88,080	86,370	780	930	3,480
Enrolled in school	259,620	181,020	180,750	4,260	175,260	210	150	780	90	270	78,600	77,070	630	900	2,310
Percent	90.9	91.6	91.7	91.6	91.9	...	...	...	...	...	89.2	89.2	...	...	66.4
Year in which enrolled:															
Elementary: 1	140,310	90,120	89,970	2,070	87,240	...	60	540	60	150	50,190	49,230	330	630	1,830
2	101,340	79,290	79,230	1,950	76,830	210	30	180	30	60	22,050	21,630	270	150	240
3	7,590	4,590	4,560	30	4,500	...	30	...	...	30	3,000	2,970	...	30	...
4 or 5	1,770	1,170	1,170	30	1,140	...	...	...	...	...	600	570	...	30	30
Year not reported	8,610	5,850	5,820	180	5,550	...	30	60	...	30	2,760	2,670	30	60	210
Median school year	1.9	2.0	2.0	2.0	2.0	...	...	...	...	...	1.8	1.8	...	...	...
Not enrolled in school	26,040	16,560	16,260	390	15,540	...	...	330	...	300	9,480	9,300	150	30	1,170

[1] In 5 Southwestern States.

[2] Includes a few persons enrolled in first year of high school.

Table 2.—ETHNIC CHARACTERISTICS: CHILDREN 5 TO 13 YEARS OLD ENROLLED IN SCHOOL, BY YEAR OF SCHOOL IN WHICH ENROLLED AND AGE, FOR THE UNITED STATES, BY REGIONS, TOTAL AND RURAL FARM: 1950—Con.

[Based on 3⅓-percent sample. Percent not shown where less than 0.1. Percent or median not shown where base is less than 3,000. In general, persons were enrolled in grade above one they had completed]

Area, age, school enrollment, and year of school in which enrolled	Total population	White									Nonwhite				White persons with Spanish surname[1]
			Native white							Foreign-born white					
				Native parentage		Foreign or mixed parentage									
		Total white	Total native white	Born in North or West	Born in South	Northern or Western European stock	Central or Eastern European stock	Southern European stock	Other stock		Total nonwhite	Negro	Indian	Other races	
SOUTH--RURAL FARM--Con.															
8 years old	288,060	195,960	195,450	3,090	190,440	390	150	1,350	30	510	92,100	90,660	780	660	3,390
Enrolled in school	269,190	184,500	184,110	3,000	179,400	360	150	1,170	30	390	84,690	83,370	750	570	2,830
Percent	93.4	94.2	94.2	97.1	94.2	...	...	...	...	...	92.0	92.0	...	...	84.1
Year in which enrolled:															
Elementary: 1	45,810	19,560	19,350	210	18,660	...	...	480	...	210	26,250	25,920	150	180	1,320
2	121,470	85,350	85,200	1,410	83,130	90	...	540	30	150	36,120	35,580	330	210	1,140
3	86,790	69,930	69,900	1,080	68,370	210	120	120	...	30	16,860	16,530	210	120	300
4	7,560	4,770	4,770	120	4,620	...	...	30	...	...	2,790	2,730	30	30	30
5 or 6	2,010	1,260	1,260	...	1,260	...	...	...	...	...	750	690	30	30	...
Year not reported	5,550	3,630	3,630	180	3,360	60	30	...	...	...	1,920	1,920	...	...	60
Median school year	2.7	2.8	2.8	2.9	2.8	...	...	...	...	...	2.4	2.4	...	...	2.1
Not enrolled in school	18,870	11,460	11,340	90	11,040	30	...	180	...	120	7,410	7,290	30	90	540
9 years old	272,190	190,290	189,720	2,670	185,550	390	90	1,020	...	570	81,900	80,610	630	660	3,330
Enrolled in school	258,090	180,630	180,240	2,400	176,490	330	90	930	...	390	77,460	76,320	600	540	2,880
Percent	94.8	94.9	95.0	...	95.1	...	...	...	...	...	94.6	94.7	...	...	86.5
Year in which enrolled:															
Elementary: 1	17,040	6,240	6,120	60	5,820	30	...	210	...	120	10,800	10,680	60	60	660
2	49,740	24,870	24,720	360	24,090	30	30	210	...	150	24,870	24,570	150	150	810
3	109,170	82,590	82,560	900	81,270	90	30	270	...	30	26,580	26,160	240	180	960
4	67,890	57,360	57,300	990	56,010	120	30	150	...	60	10,530	10,410	60	60	210
5	7,650	5,310	5,280	30	5,250	...	...	...	...	30	2,340	2,280	30	30	60
6 or 7	2,160	1,410	1,410	30	1,320	60	...	...	...	...	750	690	30	30	...
Year not reported	4,440	2,850	2,850	30	2,730	...	...	90	...	...	1,590	1,530	30	30	180
Median school year	3.6	3.7	3.7	...	3.7	...	...	...	...	...	3.1	3.1	...	...	2.9
Not enrolled in school	14,100	9,660	9,480	270	9,060	60	...	90	...	180	4,440	4,290	30	120	450
10 years old	284,520	197,910	197,340	2,820	192,360	420	360	1,350	30	570	86,610	85,200	570	840	3,630
Enrolled in school	268,740	187,920	187,560	2,670	182,880	420	360	1,200	30	360	80,820	79,650	450	720	2,970
Percent	94.5	95.0	95.0	...	95.1	...	...	...	...	...	93.3	93.5	...	...	81.8
Year in which enrolled:															
Elementary: 1	9,720	2,790	2,700	30	2,430	...	...	240	...	90	6,930	6,930	...	...	330
2	24,750	9,510	9,450	90	9,030	...	30	300	...	60	15,240	15,000	...	240	750
3	58,920	33,630	33,540	300	32,880	30	30	300	...	90	25,290	24,930	210	150	1,080
4	99,990	78,510	78,450	1,110	76,740	150	210	210	30	60	21,480	21,120	120	240	540
5	61,770	53,640	53,640	960	52,320	240	60	60	...	...	8,130	7,980	90	60	120
6	7,320	5,160	5,160	30	5,100	...	30	...	...	...	2,160	2,130	...	30	...
7 or 8	1,950	1,410	1,410	30	1,350	...	...	30	...	...	540	540	...	...	60
Year not reported	4,320	3,270	3,210	120	3,030	...	...	60	...	60	1,050	1,020	30	...	90
Median school year	4.4	4.6	4.6	...	4.6	...	...	...	...	...	3.7	3.7	...	...	...
Not enrolled in school	15,780	9,990	9,780	150	9,480	...	...	150	...	210	5,790	5,550	120	120	660
11 years old	263,400	188,130	187,620	3,000	182,670	450	240	1,230	30	510	75,270	73,980	810	480	2,910
Enrolled in school	250,470	179,460	179,100	2,880	174,330	450	240	1,170	30	360	71,010	69,810	780	420	2,520
Percent	95.1	95.4	95.5	96.0	95.4	...	...	...	...	...	94.3	94.4	...	...	...
Year in which enrolled:															
Elementary: 1 or 2	16,410	5,130	4,980	...	4,770	...	30	180	...	150	11,280	11,220	...	60	630
3	28,890	13,950	13,890	30	13,470	...	...	390	...	60	14,940	14,700	150	90	750
4	54,240	34,530	34,440	750	33,210	60	90	330	...	90	19,710	19,320	240	150	660
5	84,210	68,010	67,980	1,080	66,450	210	60	180	...	30	16,200	15,840	300	60	390
6	55,470	49,320	49,320	810	48,300	120	30	60	...	...	6,150	6,060	90	...	60
7	5,760	4,470	4,470	30	4,350	30	30	...	30	...	1,290	1,290	...	...	...
8[2]	1,800	1,230	1,230	30	1,140	30	...	30	...	...	570	570	...	...	30
Year not reported	3,690	2,820	2,790	150	2,640	...	...	...	...	30	870	810	...	60	...
Median school year	5.3	5.5	5.5	...	5.5	...	...	...	...	...	4.4	4.4	...	...	...
Not enrolled in school	12,930	8,670	8,520	120	8,340	...	...	60	...	150	4,260	4,170	30	60	390
12 years old	292,860	203,610	203,040	3,510	197,550	360	180	1,320	120	570	89,250	87,630	660	960	3,330
Enrolled in school	275,010	191,220	190,830	3,230	185,920	300	180	1,110	90	390	83,790	82,410	630	750	2,760
Percent	93.9	94.0	94.0	94.9	94.1	...	...	...	...	...	93.9	94.0	...	...	82.9
Year in which enrolled:															
Elementary: 1 to 3	31,260	11,130	10,980	150	10,380	...	...	450	...	150	20,130	19,830	90	210	1,080
4	36,720	17,760	17,670	150	17,250	30	...	240	...	90	18,960	18,780	60	120	690
5	53,550	35,280	35,220	480	34,500	30	60	120	30	60	18,270	17,910	180	180	540
6	87,690	70,920	70,890	1,350	69,150	90	30	270	...	30	16,770	16,410	210	150	270
7	53,310	46,650	46,650	750	45,600	150	90	...	60	...	6,660	6,540	60	60	30
8	7,590	5,700	5,700	180	5,490	...	...	30	...	...	1,890	1,860	...	30	30
High school: 1 or 2	1,680	1,290	1,260	60	1,200	...	...	...	...	30	390	390	...	...	...
Year not reported	3,210	2,490	2,460	110	2,350	...	...	...	...	30	720	690	30	...	120
Median school year	6.2	6.4	6.4	6.6	6.4	...	...	...	...	...	5.1	5.1	...	...	...
Not enrolled in school	17,850	12,390	12,210	280	11,630	60	...	210	30	180	5,460	5,220	30	210	570
13 years old	279,720	196,770	196,470	2,700	191,370	420	330	1,620	30	300	82,950	81,480	780	690	3,360
Enrolled in school	261,720	184,560	184,410	2,520	179,670	420	330	1,440	30	150	77,160	75,780	750	630	2,760
Percent	93.6	93.8	93.9	...	93.9	...	...	...	...	...	93.0	93.0	...	...	82.1
Year in which enrolled:															
Elementary: 1 to 4	40,050	15,300	15,210	150	14,400	...	60	600	...	90	24,750	24,390	120	240	1,350
5	32,520	18,150	18,120	150	17,580	...	...	390	...	30	14,370	14,160	150	60	780
6	51,900	35,580	35,550	420	34,740	30	90	270	...	30	16,320	15,900	240	180	330
7	77,940	64,770	64,770	1,020	63,270	210	120	120	30	...	13,170	12,930	180	60	270
8	48,900	42,900	42,900	630	42,030	150	60	30	...	...	6,000	5,880	30	90	30
High school: 1	6,240	4,830	4,830	30	4,800	...	...	...	...	...	1,410	1,380	30	...	...
2 or 3	1,320	1,020	1,020	60	960	...	...	...	...	...	300	300	...	...	...
Year not reported	2,850	2,010	2,010	60	1,890	30	...	30	...	...	840	840	...	...	...
Median school year	7.1	7.3	7.3	...	7.4	...	...	...	...	...	5.9	5.9	...	...	...
Not enrolled in school	18,000	12,210	12,060	180	11,700	...	...	180	...	150	5,790	5,700	30	60	600

[1] In 5 Southwestern States.

[2] Includes a few persons enrolled in first year of high school.

Table 3.—NONWHITE POPULATION BY RACE: CHILDREN 5 TO 13 YEARS OLD ENROLLED IN SCHOOL, BY YEAR OF SCHOOL IN WHICH ENROLLED AND AGE, FOR THE UNITED STATES: 1950

[Based on 3⅓-percent sample. Percent not shown where less than 0.1. Percent or median not shown where base is less than 3,000. In general, persons were enrolled in grade above one they had completed]

Age, school enrollment, and year of school in which enrolled	Total nonwhite	Negro	Indian	Japanese	Chinese	All other
Total, 5 to 13 years old	2,756,160	2,628,720	79,530	18,150	11,340	18,420
Enrolled in school	2,217,060	2,125,890	53,070	14,670	9,360	14,070
Percent	80.4	80.9	66.7	80.8	82.5	76.4
Not enrolled in school	539,100	502,830	26,460	3,480	1,980	4,320
5 years old	337,560	321,390	9,570	2,820	1,380	2,400
Enrolled in school	38,850	36,600	870	600	360	420
Percent	11.5	11.4	9.1	...	...	...
Year in which enrolled:						
Elementary: 1	13,530	12,720	120	420	210	60
2 or 3	1,410	1,350	...	...	...	60
Year not reported	23,910	22,530	750	180	150	300
Not enrolled in school	298,710	284,790	8,700	2,220	1,020	1,980
Enrolled in kindergarten	46,740	43,800	810	1,350	660	120
Percent	13.8	13.6	8.5	...	...	...
6 years old	333,810	318,330	9,120	2,970	1,260	2,130
Enrolled in school	219,240	211,530	3,450	2,100	960	1,200
Percent	65.7	66.4	37.8	...	...	...
Year in which enrolled:						
Elementary: 1	190,200	184,200	2,610	1,710	690	990
2	13,590	12,870	270	180	180	90
3 or 4	2,100	2,040	...	...	30	30
Year not reported	13,350	12,420	570	210	60	90
Median school year	1.5	1.5	...	...	...	...
Not enrolled in school	114,570	106,800	5,670	870	300	930
Enrolled in kindergarten	18,240	16,830	750	330	150	180
Percent	5.5	5.3	8.2	...	...	...
7 years old	326,460	311,250	9,180	2,310	1,380	2,340
Enrolled in school	298,980	286,230	6,960	2,220	1,350	2,220
Percent	91.6	92.0	75.8	...	...	...
Year in which enrolled:						
Elementary: 1	141,930	136,140	3,780	600	330	1,080
2	126,840	121,680	2,280	1,410	780	690
3	15,270	14,520	240	120	210	180
4 or 5	2,880	2,730	...	60	...	90
Year not reported	12,060	11,160	660	30	30	180
Median school year	2.0	2.0	1.8	...	...	...
Not enrolled in school	27,480	25,020	2,220	90	30	120
8 years old	320,220	305,400	9,720	2,010	1,110	1,980
Enrolled in school	299,760	287,220	7,740	1,980	1,020	1,800
Percent	93.6	94.0	79.6	...	...	...
Year in which enrolled:						
Elementary: 1	51,240	49,110	1,800	30	30	270
2	123,660	118,530	3,480	660	270	720
3	100,770	96,900	1,530	1,200	540	600
4	12,960	12,420	240	60	120	120
5 or 6	2,820	2,700	90	...	...	30
Year not reported	8,310	7,560	600	30	60	60
Median school year	2.8	2.8	2.5	...	...	...
Not enrolled in school	20,460	18,180	1,980	30	90	180
9 years old	292,680	280,020	8,430	1,440	1,170	1,620
Enrolled in school	277,050	266,100	7,020	1,410	1,050	1,470
Percent	94.7	95.0	83.3	...	...	...
Year in which enrolled:						
Elementary: 1	18,900	18,180	630	...	...	90
2	57,990	55,560	2,190	...	30	210
3	105,120	101,550	2,430	390	210	540
4	74,670	71,370	1,290	900	690	420
5	10,890	10,560	90	60	90	90
6 or 7	2,820	2,700	90	...	...	30
Year not reported	6,660	6,180	300	60	30	90
Median school year	3.6	3.6	3.2	...	...	...
Not enrolled in school	15,630	13,920	1,410	30	120	150
10 years old	301,050	287,700	8,790	1,560	1,290	1,710
Enrolled in school	284,400	273,660	6,720	1,470	1,110	1,440
Percent	94.5	95.1	76.5	...	...	...
Year in which enrolled:						
Elementary: 1	11,010	10,500	450	...	30	30
2	29,280	27,960	1,020	...	...	300
3	65,070	63,150	1,590	30	90	210
4	92,700	89,250	2,190	450	300	510
5	67,020	64,500	960	840	420	300
6	10,380	10,020	30	120	180	30
7 or 8	2,970	2,940	30	...	...	...
Year not reported	5,970	5,340	450	30	90	60
Median school year	4.4	4.4	4.0	...	...	...
Not enrolled in school	16,650	14,040	2,070	90	180	270
11 years old	270,210	255,300	9,060	2,040	1,410	2,400
Enrolled in school	256,590	243,570	7,500	2,010	1,320	2,190
Percent	95.0	95.4	82.8	...	...	...
Year in which enrolled:						
Elementary: 1 or 2	18,750	18,120	510	...	30	90
3	31,440	30,240	900	60	30	210
4	55,860	53,430	1,770	210	90	360
5	75,510	72,090	2,010	600	240	570
6	53,640	50,850	1,110	660	600	420
7	8,760	8,370	240	30	30	90
8[1]	4,290	3,840	300	60	30	60
Year not reported	8,340	6,630	660	390	270	390
Median school year	5.2	5.2	5.1	...	...	...
Not enrolled in school	13,620	11,730	1,560	30	90	210
12 years old	297,630	284,790	8,160	1,290	1,350	2,040
Enrolled in school	281,580	270,690	6,570	1,260	1,320	1,740
Percent	94.6	95.0	80.5	...	...	...
Year in which enrolled:						
Elementary: 1 to 3	34,830	33,780	840	...	...	210
4	39,810	38,490	1,020	30	30	240
5	58,260	56,010	1,590	90	150	420
6	74,670	71,910	1,410	540	420	390
7	54,360	52,170	810	450	570	360
8	10,740	10,440	60	90	90	60
High school: 1 or 2	3,090	3,000	60	30	...	...
Year not reported	5,820	4,890	780	30	60	60
Median school year	6.1	6.1	5.7	...	...	...
Not enrolled in school	16,050	14,100	1,590	30	30	300
13 years old	276,540	264,540	7,500	1,710	990	1,800
Enrolled in school	260,610	250,290	6,240	1,620	870	1,590
Percent	94.2	94.6	83.2	...	...	...
Year in which enrolled:						
Elementary: 1 to 4	44,100	42,270	1,410	30	120	270
5	36,090	35,070	870	...	90	60
6	53,220	51,180	1,470	150	120	300
7	64,140	61,590	1,440	480	180	450
8	45,930	43,920	630	810	240	330
High school: 1	9,840	9,570	60	60	90	60
2 or 3	2,340	2,310	...	30	...	...
Year not reported	4,950	4,380	360	60	30	120
Median school year	6.9	6.9	6.4	...	...	...
Not enrolled in school	15,930	14,250	1,260	90	120	210

[1] Includes a few persons enrolled in first year of high school.

Table 4.—RESIDENCE IN 1949: CHILDREN 5 TO 13 YEARS OLD ENROLLED IN SCHOOL, BY YEAR OF SCHOOL IN WHICH ENROLLED, AGE, AND COLOR, FOR THE UNITED STATES, BY REGIONS, TOTAL AND RURAL FARM: 1950

(Based on 3⅓-percent sample. Percent not shown where less than 0.1. Percent or median not shown where base is less than 3,000. In general, persons were enrolled in grade above one they had completed)

Area, color, age, school enrollment and year of school in which enrolled	United States					North and West					South				
	Total population	Same house as in 1950	Different house, same county	Different county	Abroad or not reported	Total population	Same house as in 1950	Different house, same county	Different county	Abroad or not reported	Total population	Same house as in 1950	Different house, same county	Different county	Abroad or not reported
UNITED STATES--TOTAL															
Total, 5 to 13 years old..	22,302,030	18,754,890	2,202,510	1,061,190	283,440	14,324,280	12,316,980	1,204,950	612,720	189,630	7,977,750	6,437,910	997,560	448,470	93,810
Enrolled in school.....	18,232,020	15,452,700	1,728,030	815,580	235,710	11,844,600	10,244,190	960,750	478,050	161,610	6,387,420	5,208,510	767,280	337,530	74,100
Percent.....	81.8	82.4	78.5	76.9	83.2	82.7	83.2	79.7	78.0	85.2	80.1	80.9	76.9	75.3	79.0
Not enrolled in school.....	4,070,010	3,302,190	474,480	245,610	47,730	2,479,680	2,072,790	244,200	134,670	28,020	1,590,330	1,229,400	230,280	110,940	19,710
5 years old.....	2,723,190	2,207,190	317,490	160,140	38,370	1,745,430	1,449,630	176,580	94,470	24,750	977,760	757,560	140,910	65,670	13,620
Enrolled in school.....	277,080	219,930	28,890	14,070	14,190	189,360	152,340	17,370	9,150	10,500	87,720	67,590	11,520	4,920	3,690
Percent.....	10.2	10.0	9.1	8.8	37.0	10.8	10.5	9.8	9.7	42.4	9.0	8.9	8.2	7.5	27.1
Year in which enrolled:															
Elementary: 1.....	72,450	62,010	7,320	2,490	630	57,810	49,830	5,460	2,010	510	14,640	12,180	1,860	480	120
2 or 3.....	7,680	6,660	630	360	30	4,560	4,020	300	210	30	3,120	2,640	330	150	...
Year not reported.....	196,950	151,260	20,940	11,220	13,530	126,990	98,490	11,610	6,930	9,960	69,960	52,770	9,330	4,290	3,570
Not enrolled in school.....	2,446,110	1,987,260	288,600	146,070	24,180	1,556,070	1,297,290	159,210	85,320	14,250	890,040	689,970	129,390	60,750	9,930
Enrolled in kindergarten....	646,710	547,680	63,930	29,790	5,310	583,560	496,140	57,300	25,830	4,290	63,150	51,540	6,630	3,960	1,020
Percent.....	23.7	24.8	20.1	18.6	13.8	33.4	34.2	32.4	27.3	17.3	6.5	6.8	4.7	6.0	7.5
6 years old.....	2,774,070	2,280,030	304,230	153,420	36,390	1,790,520	1,507,050	170,940	88,800	23,730	983,550	772,980	133,290	64,620	12,660
Enrolled in school.....	1,874,670	1,557,300	194,280	96,270	26,820	1,282,170	1,086,030	118,290	59,490	18,360	592,500	471,270	75,990	36,780	8,460
Percent.....	67.6	68.3	63.9	62.7	73.7	71.6	72.1	69.2	67.0	77.4	60.2	61.0	57.0	56.9	66.8
Year in which enrolled:															
Elementary: 1.....	1,671,150	1,395,000	175,740	86,730	13,680	1,145,850	974,700	107,970	54,240	8,940	525,300	420,300	67,770	32,490	4,740
2.....	70,830	62,040	6,000	2,400	390	54,240	47,910	4,290	1,710	330	16,590	14,130	1,710	690	60
3 or 4.....	12,270	10,800	1,050	330	90	7,590	6,930	450	180	30	4,680	3,870	600	150	60
Year not reported.....	120,420	89,460	11,490	6,810	12,660	74,490	56,490	5,580	3,360	9,060	45,930	32,970	5,910	3,450	3,600
Median school year.....	1.5	1.5	1.5	1.5	1.5	1.5	1.5	1.5	1.5	1.5	1.5	1.5	1.5	1.5	1.5
Not enrolled in school.....	899,400	722,730	109,950	57,150	9,570	508,350	421,020	52,650	29,310	5,370	391,050	301,710	57,300	27,840	4,200
Enrolled in kindergarten....	257,700	218,070	24,330	13,350	1,950	224,730	190,980	21,150	10,980	1,620	32,970	27,090	3,180	2,370	330
Percent.....	9.3	9.6	8.0	8.7	5.4	12.6	12.7	12.4	12.4	6.8	3.4	3.5	2.4	3.7	26.0
7 years old.....	2,835,780	2,364,330	292,320	143,760	35,370	1,873,560	1,600,590	165,420	83,280	24,270	962,220	763,740	126,900	60,480	11,100
Enrolled in school.....	2,677,530	2,236,230	274,290	134,730	32,280	1,784,910	1,525,740	157,590	78,990	22,590	892,620	710,490	116,700	55,740	9,690
Percent.....	94.4	94.6	93.8	93.7	91.3	95.3	95.3	95.3	94.8	93.1	92.8	93.0	92.0	92.2	87.3
Year in which enrolled:															
Elementary: 1.....	1,001,460	816,510	117,300	59,700	7,950	568,590	477,120	55,680	30,750	5,040	432,870	339,390	61,620	28,950	2,910
2.....	1,483,650	1,264,260	141,360	66,630	11,400	1,082,040	937,410	93,240	43,200	8,190	401,610	326,850	48,120	23,430	3,210
3.....	82,140	72,390	6,330	3,000	420	59,580	53,760	3,870	1,710	240	22,560	18,630	2,460	1,290	180
4 or 5.....	14,250	12,660	1,020	540	30	8,970	8,220	300	420	30	5,280	4,440	720	120	...
Year not reported.....	96,030	70,410	8,280	4,860	12,480	65,730	49,230	4,500	2,910	9,090	30,300	21,180	3,780	1,950	3,390
Median school year.....	2.2	2.2	2.1	2.1	2.2	2.3	2.3	2.2	2.2	2.2	2.0	2.0	1.9	1.9	2.1
Not enrolled in school.....	158,250	128,100	18,030	9,030	3,090	88,650	74,850	7,830	4,290	1,680	69,600	53,250	10,200	4,740	1,410
8 years old.....	2,573,190	2,161,560	252,930	127,170	31,530	1,656,630	1,423,530	137,220	74,640	21,240	916,560	738,030	115,710	52,530	10,290
Enrolled in school.....	2,460,450	2,070,030	240,510	120,210	29,700	1,592,490	1,369,020	132,180	71,190	20,100	867,960	701,010	108,330	49,020	9,600
Percent.....	95.6	95.8	95.1	94.5	94.2	96.1	96.2	96.3	95.4	94.6	94.7	95.0	93.6	93.3	93.3
Year in which enrolled:															
Elementary: 1.....	164,970	130,230	22,200	10,560	1,980	62,760	50,370	6,930	4,440	1,020	102,210	79,860	15,270	6,120	960
2.....	921,900	763,650	100,470	50,820	6,960	537,480	454,440	50,490	28,470	4,080	384,420	309,210	49,980	22,350	2,880
3.....	1,213,950	1,047,480	106,200	51,870	8,400	880,860	773,070	67,410	34,350	6,030	333,090	274,410	38,790	17,520	2,370
4.....	78,360	69,120	5,970	2,610	660	56,880	50,970	3,870	1,440	600	21,480	18,150	2,100	1,170	60
5 or 6.....	14,340	12,870	840	570	60	9,210	8,250	570	360	30	5,130	4,620	270	210	30
Year not reported.....	66,930	46,680	4,830	3,780	11,640	45,300	31,920	2,910	2,130	8,340	21,630	14,760	1,920	1,650	3,300
Median school year.....	3.1	3.1	3.0	2.9	3.0	3.2	3.2	3.1	3.0	3.1	2.8	2.9	2.8	2.8	2.8
Not enrolled in school.....	112,740	91,530	12,420	6,960	1,830	64,140	54,510	5,040	3,450	1,140	48,600	37,020	7,380	3,510	690
9 years old.....	2,353,080	1,989,120	229,290	106,440	28,230	1,502,610	1,297,440	124,680	61,440	19,050	850,470	691,680	104,610	45,000	9,180
Enrolled in school.....	2,259,720	1,911,660	219,780	101,820	26,460	1,446,990	1,249,860	120,120	59,100	17,910	812,730	661,800	99,660	42,720	8,550
Percent.....	96.0	96.1	95.9	95.7	93.7	96.3	96.3	96.3	96.2	94.0	95.6	95.7	95.3	94.9	93.1
Year in which enrolled:															
Elementary: 1.....	45,840	34,560	7,620	3,060	600	12,720	9,900	1,650	900	270	33,120	24,660	5,970	2,160	330
2.....	204,690	162,390	28,950	11,280	2,070	82,950	67,380	9,840	4,680	1,050	121,740	95,010	19,110	6,600	1,020
3.....	839,190	707,400	85,650	40,290	5,850	495,420	424,380	45,390	21,960	3,690	343,770	283,020	40,260	18,330	2,160
4.....	1,030,920	894,930	87,270	41,430	7,290	757,740	667,650	57,030	27,990	5,070	273,180	227,280	30,240	13,440	2,220
5.....	71,880	63,240	5,700	2,310	630	52,230	46,770	3,630	1,380	450	19,650	16,470	2,070	930	180
6 or 7.....	14,430	12,900	810	600	120	9,330	8,430	450	360	90	5,100	4,470	360	240	30
Year not reported.....	52,770	36,240	3,780	2,850	9,900	36,600	25,350	2,130	1,830	7,290	16,170	10,890	1,650	1,020	2,610
Median school year.....	4.0	4.0	3.8	3.9	4.0	4.2	4.2	4.0	4.0	4.1	3.7	3.7	3.6	3.7	3.8
Not enrolled in school.....	93,360	77,460	9,510	4,620	1,770	55,620	47,580	4,560	2,340	1,140	37,740	29,880	4,950	2,280	630
10 years old.....	2,326,530	1,977,720	216,750	104,010	28,050	1,468,470	1,276,920	114,090	58,710	18,750	858,060	700,800	102,660	45,300	9,300
Enrolled in school.....	2,234,400	1,902,510	207,780	98,070	26,040	1,415,130	1,231,320	110,310	55,920	17,580	819,270	671,190	97,470	42,150	8,460
Percent.....	96.0	96.2	95.9	94.3	92.8	96.4	96.4	96.7	95.2	93.8	95.5	95.8	94.9	93.0	91.0
Year in which enrolled:															
Elementary: 1.....	22,800	17,430	3,390	1,560	420	5,730	4,650	450	420	210	17,070	12,780	2,940	1,140	210
2.....	69,990	53,580	11,370	4,470	570	18,960	14,820	2,610	1,380	150	51,030	38,760	8,760	3,090	420
3.....	253,230	206,340	31,950	12,930	2,010	107,940	90,870	10,830	5,280	960	145,290	115,470	21,120	7,650	1,050
4.....	798,870	679,380	76,710	37,080	5,700	481,050	414,930	41,460	20,820	3,840	317,820	264,450	35,250	16,260	1,860
5.....	944,880	828,240	73,680	37,170	5,790	699,780	621,870	49,200	24,750	3,960	245,100	206,370	24,480	12,420	1,830
6.....	77,940	69,210	5,550	2,370	810	56,520	51,120	3,180	1,680	540	21,420	18,090	2,370	690	270
7 or 8.....	17,490	15,570	1,260	600	60	11,820	10,710	570	480	60	5,670	4,860	690	120	...
Year not reported.....	49,200	32,760	3,870	1,890	10,680	33,330	22,350	2,010	1,110	7,860	15,870	10,410	1,860	780	2,820
Median school year.....	4.9	5.0	4.7	4.8	4.8	5.1	5.1	5.0	5.0	4.9	4.6	4.6	4.4	4.5	4.6
Not enrolled in school.....	92,130	75,210	8,970	5,940	2,010	53,340	45,600	3,780	2,790	1,170	38,790	29,610	5,190	3,150	840

Table 4.—RESIDENCE IN 1949: CHILDREN 5 TO 13 YEARS OLD ENROLLED IN SCHOOL, BY YEAR OF SCHOOL IN WHICH ENROLLED, AGE, AND COLOR, FOR THE UNITED STATES, BY REGIONS, TOTAL AND RURAL FARM: 1950—Con.

[Based on 3⅓-percent sample. Percent not shown where less than 0.1. Percent or median not shown where base is less than 3,000. In general, persons were enrolled in grade above one they had completed]

Area, color, age, school enrollment and year of school in which enrolled	United States					North and West					South				
	Total population	Same house as in 1950	Different house, same county	Different county	Abroad or not reported	Total population	Same house as in 1950	Different house, same county	Different county	Abroad or not reported	Total population	Same house as in 1950	Different house, same county	Different county	Abroad or not reported
UNITED STATES--TOTAL--Con.															
11 years old	2,229,900	1,907,460	201,150	91,680	29,610	1,435,170	1,253,430	109,290	52,080	20,370	794,730	654,030	91,860	39,600	9,240
Enrolled in school	2,146,920	1,839,090	193,410	86,490	27,930	1,385,550	1,210,410	105,990	49,920	19,230	761,370	628,680	87,420	36,570	8,700
Percent	96.3	96.4	96.2	94.3	94.3	96.5	96.6	97.0	95.9	94.4	95.8	96.1	95.2	92.3	94.2
Year in which enrolled:															
Elementary: 1 or 2	40,560	31,860	6,300	1,950	450	9,930	8,400	960	330	240	30,630	23,460	5,340	1,620	210
3	87,870	70,440	11,670	4,650	1,110	25,740	20,970	2,880	1,410	480	62,130	49,470	8,790	3,240	630
4	258,330	214,050	30,030	12,030	2,220	122,640	103,680	12,390	5,370	1,200	135,690	110,370	17,640	6,660	1,020
5	740,730	633,360	69,690	32,310	5,370	466,860	405,330	38,850	19,110	3,570	273,870	228,030	30,840	13,200	1,800
6	882,930	779,670	66,870	30,780	5,610	661,200	590,580	45,510	20,730	4,380	221,730	189,090	21,360	10,050	1,230
7	68,970	61,110	4,680	2,550	630	51,870	46,680	3,150	1,590	450	17,100	14,430	1,530	960	180
8	[1]20,790	18,120	1,560	690	420	15,210	13,500	840	510	360	5,580	4,620	720	180	60
Year not reported	46,740	30,480	2,610	1,530	12,120	32,100	21,270	1,410	870	8,550	14,640	9,210	1,200	660	3,570
Median school year	5.9	5.9	5.7	5.7	5.8	6.1	6.1	5.9	5.9	6.0	5.5	5.6	5.4	5.5	5.4
Not enrolled in school	82,980	68,370	7,740	5,190	1,680	49,620	43,020	3,300	2,160	1,140	33,360	25,350	4,440	3,030	540
12 years old	2,298,600	1,975,860	202,200	91,530	29,010	1,451,850	1,275,150	106,530	50,850	19,320	846,750	700,710	95,670	40,680	9,690
Enrolled in school	2,205,450	1,899,990	192,600	85,830	27,030	1,399,020	1,230,540	102,360	47,940	18,180	806,430	669,450	90,240	37,890	8,850
Percent	95.9	96.2	95.3	93.8	93.2	96.4	96.5	96.1	94.3	94.1	95.2	95.5	94.3	93.1	91.3
Year in which enrolled:															
Elementary: 1 to 3	74,520	59,100	10,080	4,290	1,050	17,490	14,400	1,710	1,050	330	57,030	44,700	8,370	3,240	720
4	117,090	95,610	15,060	5,310	1,110	38,310	32,460	3,990	1,500	360	78,780	63,150	11,070	3,810	750
5	279,720	231,810	31,470	14,190	2,250	136,680	115,590	13,260	6,750	1,080	143,040	116,220	18,210	7,440	1,170
6	745,560	642,660	66,720	31,050	5,130	468,840	410,340	37,200	18,090	3,210	276,720	232,320	29,520	12,960	1,920
7	843,390	750,990	60,870	26,310	5,220	632,970	569,970	41,460	17,430	4,110	210,420	181,020	19,410	8,880	1,110
8	83,760	75,750	4,950	2,400	660	62,520	57,000	3,210	1,770	540	21,240	18,750	1,740	630	120
High school: 1 or 2	16,410	14,700	1,110	390	210	11,220	10,350	450	240	180	5,190	4,350	660	150	30
Year not reported	45,000	29,370	2,340	1,890	11,400	30,990	20,430	1,080	1,110	8,370	14,010	8,940	1,260	780	3,030
Median school year	6.8	6.9	6.6	6.6	6.7	7.0	7.1	6.9	6.8	7.0	6.4	6.5	6.2	6.3	6.1
Not enrolled in school	93,150	75,870	9,600	5,700	1,980	52,830	44,610	4,170	2,910	1,140	40,320	31,260	5,430	2,790	840
13 years old	2,187,690	1,891,620	186,150	83,040	26,880	1,400,040	1,233,240	100,200	48,450	18,150	787,650	658,380	85,950	34,590	8,730
Enrolled in school	2,095,800	1,815,960	176,490	78,090	25,260	1,348,980	1,188,930	96,540	46,350	17,160	746,820	627,030	79,950	31,740	8,100
Percent	95.8	96.0	94.8	94.0	94.0	96.4	96.4	96.3	95.6	94.5	94.8	95.2	93.0	91.8	92.8
Year in which enrolled:															
Elementary: 1 to 4	98,700	79,500	13,590	4,380	1,230	22,800	18,900	2,310	1,110	480	75,900	60,600	11,280	3,270	750
5	117,630	97,410	13,770	5,370	1,080	41,640	34,830	4,200	2,160	450	75,990	62,580	9,570	3,210	630
6	275,160	233,490	27,120	12,300	2,250	140,130	120,810	11,670	6,480	1,170	135,030	112,680	15,450	5,820	1,080
7	683,370	594,690	57,270	26,760	4,650	442,590	389,610	33,510	16,530	2,940	240,780	205,080	23,760	10,230	1,710
8	780,570	696,390	55,260	24,510	4,410	597,600	538,860	38,700	16,620	3,420	182,970	157,530	16,560	7,890	990
High school: 1	80,160	71,040	5,430	2,940	750	59,280	52,890	3,600	2,250	540	20,880	18,150	1,830	690	210
2 or 3	16,740	14,790	1,170	420	360	12,930	11,730	720	240	240	3,810	3,060	450	180	120
Year not reported	43,470	28,650	2,880	1,410	10,530	32,010	21,300	1,830	960	7,920	11,460	7,350	1,050	450	2,610
Median school year	7.8	7.8	7.6	7.6	7.6	8.0	8.0	7.9	7.8	7.9	7.3	7.4	7.1	7.3	7.9
Not enrolled in school	91,890	75,660	9,660	4,950	1,620	51,060	44,310	3,660	2,100	990	40,830	31,350	6,000	2,850	630
UNITED STATES--NONWHITE															
Total, 5 to 13 years old	2,756,160	2,341,050	295,410	81,240	38,460	771,660	664,830	69,780	21,000	16,050	1,984,500	1,676,220	225,630	60,240	22,410
Enrolled in school	2,217,060	1,897,680	226,890	61,230	31,260	626,310	541,410	55,410	16,080	13,410	1,590,750	1,356,270	171,480	45,150	17,850
Percent	80.4	81.1	76.8	75.4	81.3	81.2	81.4	79.4	76.6	83.6	80.2	80.9	76.0	75.0	79.7
Not enrolled in school	539,100	443,370	68,520	20,010	7,200	145,350	123,420	14,370	4,920	2,640	393,750	319,950	54,150	15,090	4,560
5 years old	337,560	280,110	42,240	10,260	4,950	95,100	79,890	10,350	2,910	1,950	242,460	200,220	31,890	7,350	3,000
Enrolled in school	38,850	31,590	4,560	990	1,710	12,360	9,810	1,380	360	810	26,490	21,780	3,180	630	900
Percent	11.5	11.3	10.8	9.6	34.5	13.0	12.3	13.3	...	...	10.9	10.9	10.0	8.6	30.0
Year in which enrolled:															
Elementary: 1	13,530	11,520	1,650	300	60	5,040	4,290	600	120	30	8,490	7,230	1,050	180	30
2 or 3	1,410	1,140	150	120	...	300	270	...	30	...	1,110	870	150	90	...
Year not reported	23,910	18,930	2,760	570	1,650	7,020	5,250	780	210	780	16,890	13,680	1,980	360	870
Not enrolled in school	298,710	248,520	37,680	9,270	3,240	82,740	70,080	8,970	2,550	1,140	215,970	178,440	28,710	6,720	2,100
Enrolled in kindergarten	46,740	40,200	5,100	990	450	33,780	28,710	4,050	750	270	12,960	11,490	1,050	240	180
Percent	13.8	14.4	12.1	9.6	9.1	35.5	35.9	39.1	...	...	5.3	5.7	3.3	3.3	6.0
6 years old	333,810	280,890	38,070	10,470	4,380	92,910	79,770	8,490	2,850	1,800	240,900	201,120	29,580	7,620	2,580
Enrolled in school	219,240	185,700	24,120	6,240	3,180	66,630	57,090	6,330	1,770	1,440	152,610	128,610	17,790	4,470	1,740
Percent	65.7	66.1	63.4	59.6	72.6	71.7	71.6	74.6	...	...	63.3	63.9	60.1	58.7	...
Year in which enrolled:															
Elementary: 1	190,200	161,880	21,300	5,340	1,680	56,310	48,750	5,400	1,530	630	133,890	113,130	15,900	3,810	1,050
2	13,590	11,910	1,290	390	...	5,820	4,980	690	150	...	7,770	6,930	600	240	...
3 or 4	2,100	1,950	150	...	...	840	810	30	...	...	1,260	1,140	120	...	...
Year not reported	13,350	9,960	1,380	510	1,500	3,660	2,550	210	90	810	9,690	7,410	1,170	420	690
Median school year	1.5	1.5	1.5	1.5	1.5	1.6	1.6	1.6	...	...	1.6	1.6	1.5	1.5	...
Not enrolled in school	114,570	95,190	13,950	4,230	1,200	26,280	22,680	2,160	1,080	360	88,290	72,510	11,790	3,150	840
Enrolled in kindergarten	18,240	15,780	1,620	720	120	10,440	9,030	870	480	60	7,800	6,750	750	240	60
Percent	5.5	5.6	4.3	6.9	2.7	11.2	11.3	10.2	...	...	3.2	3.4	2.5	3.1	...
7 years old	326,460	275,460	36,390	10,380	4,230	94,860	81,180	9,420	2,340	1,920	231,600	194,280	26,970	8,040	2,310
Enrolled in school	298,980	253,650	32,460	9,030	3,840	87,660	75,030	8,700	2,070	1,860	211,320	178,620	23,760	6,960	1,980
Percent	91.6	92.1	89.2	87.0	90.8	92.4	92.4	92.4	...	...	91.2	91.9	88.1	86.6	...
Year in which enrolled:															
Elementary: 1	141,930	118,920	17,130	5,010	870	27,150	22,950	3,090	840	270	114,780	95,970	14,040	4,170	600
2	126,840	109,830	12,660	3,090	1,260	48,750	42,360	4,770	960	660	78,090	67,470	7,890	2,130	600
3	15,270	13,260	1,410	570	30	5,760	5,190	390	180	...	9,510	8,070	1,020	390	30
4 or 5	2,880	2,520	270	60	30	960	840	60	30	30	1,920	1,680	210	30	...
Year not reported	12,060	9,120	990	300	1,650	5,040	3,690	390	60	900	7,020	5,430	600	240	750
Median school year	2.0	2.0	1.9	1.9	2.2	2.3	2.3	2.2	...	...	1.9	1.9	1.8	1.8	...
Not enrolled in school	27,480	21,810	3,930	1,350	390	7,200	6,150	720	270	60	20,280	15,660	3,210	1,080	330

[1] Includes a few persons enrolled in first year of high school.

Table 4.—RESIDENCE IN 1949: CHILDREN 5 TO 13 YEARS OLD ENROLLED IN SCHOOL, BY YEAR OF SCHOOL IN WHICH ENROLLED, AGE, AND COLOR, FOR THE UNITED STATES, BY REGIONS, TOTAL AND RURAL FARM: 1950—Con.

[Based on 3⅓-percent sample. Percent not shown where less than 0.1. Percent or median not shown where base is less than 3,000. In general, persons were enrolled in grade above one they had completed]

Area, color, age, school enrollment and year of school in which enrolled	United States					North and West					South				
	Total population	Same house as in 1950	Different house, same county	Different county	Abroad or not reported	Total population	Same house as in 1950	Different house, same county	Different county	Abroad or not reported	Total population	Same house as in 1950	Different house, same county	Different county	Abroad or not reported
UNITED STATES--NONWHITE--Con.															
8 years old	320,220	272,940	33,480	9,480	4,320	88,740	76,950	7,980	2,370	1,440	231,480	195,990	25,500	7,110	2,880
Enrolled in school	299,760	256,860	30,630	8,340	3,930	83,010	71,910	7,530	2,190	1,380	216,750	184,950	23,100	6,150	2,550
Percent	93.6	94.1	91.5	88.0	91.0	93.5	93.5	94.4	...	...	93.6	94.4	90.6	86.5	...
Year in which enrolled:															
Elementary: 1	51,240	41,640	6,510	2,550	540	5,400	4,530	630	210	30	45,840	37,110	5,880	2,340	510
2	123,660	106,950	12,900	3,060	750	28,200	24,480	2,760	840	120	95,460	82,470	10,140	2,220	630
3	100,770	88,410	9,120	2,220	1,020	39,960	35,130	3,420	930	480	60,810	53,280	5,700	1,290	540
4	12,960	11,370	1,290	300	...	4,860	4,260	450	150	...	8,100	7,110	840	150	...
5 or 6	2,820	2,610	150	60	...	990	960	30	...	...	1,830	1,650	120	60	...
Year not reported	8,310	5,880	660	150	1,620	3,600	2,550	240	60	750	4,710	3,330	420	90	870
Median school year	2.8	2.8	2.7	2.5	2.8	3.2	3.2	3.1	...	...	2.6	2.7	2.5	2.3	...
Not enrolled in school	20,460	16,080	2,850	1,140	390	5,730	5,040	450	180	60	14,730	11,040	2,400	960	330
9 years old	292,680	249,180	31,620	8,370	3,510	84,270	72,300	8,430	2,250	1,290	208,410	176,880	23,190	6,120	2,220
Enrolled in school	277,050	236,250	29,580	7,950	3,270	79,170	67,920	7,920	2,190	1,140	197,880	168,330	21,660	5,760	2,130
Percent	94.7	94.8	93.5	95.0	93.2	93.9	93.9	94.0	...	...	94.9	95.2	93.4	94.1	...
Year in which enrolled:															
Elementary: 1	18,900	14,640	3,090	990	180	1,260	930	210	120	...	17,640	13,710	2,880	870	180
2	57,990	47,850	7,770	1,890	480	8,820	7,320	1,050	330	120	49,170	40,530	6,720	1,560	360
3	105,120	91,260	10,260	2,910	690	29,220	24,750	3,270	1,020	180	75,900	66,510	6,990	1,890	510
4	74,670	65,760	6,600	1,680	630	31,950	28,410	2,550	660	330	42,720	37,350	4,050	1,020	300
5	10,890	9,480	1,230	180	...	4,230	3,540	660	30	...	6,660	5,940	570	150	...
6 or 7	2,820	2,520	180	90	30	1,050	990	60	...	...	1,770	1,530	120	90	30
Year not reported	6,660	4,740	450	210	1,260	2,640	1,980	120	30	510	4,020	2,760	330	180	750
Median school year	3.6	3.6	3.4	3.3	3.5	4.0	4.0	3.8	...	...	3.4	3.4	3.2	3.2	...
Not enrolled in school	15,630	12,930	2,040	420	240	5,100	4,380	510	60	150	10,530	8,550	1,530	360	90
10 years old	301,050	257,400	31,290	8,130	4,230	81,780	71,550	6,600	1,860	1,770	219,270	185,850	24,690	6,270	2,460
Enrolled in school	284,400	244,170	29,190	7,350	3,690	77,100	67,590	6,270	1,710	1,530	207,300	176,580	22,920	5,640	2,160
Percent	94.5	94.9	93.3	90.4	87.2	94.3	94.5	95.0	...	...	94.5	95.0	92.8	90.0	...
Year in which enrolled:															
Elementary: 1	11,010	8,250	1,980	600	180	930	600	210	90	30	10,080	7,650	1,770	510	150
2	29,280	23,760	4,170	1,080	270	2,580	2,160	360	30	30	26,700	21,600	3,810	1,050	240
3	65,070	54,780	7,590	2,220	480	9,480	8,490	600	300	90	55,590	46,290	6,990	1,920	390
4	92,700	81,480	8,610	2,100	510	25,860	22,800	2,280	600	180	66,840	58,680	6,330	1,500	330
5	67,020	60,210	5,220	1,050	540	30,780	27,720	2,280	510	270	36,240	32,490	2,940	540	270
6	10,380	9,180	900	180	120	3,840	3,360	330	90	60	6,540	5,820	570	90	60
7 or 8	2,970	2,610	270	60	30	1,170	960	120	60	30	1,800	1,650	150	...	...
Year not reported	5,970	3,900	450	60	1,560	2,460	1,500	90	30	840	3,510	2,400	360	30	720
Median school year	4.4	4.4	4.1	3.9	4.3	4.9	5.0	4.8	...	...	4.1	4.2	3.8	3.6	...
Not enrolled in school	16,650	13,230	2,100	780	540	4,680	3,960	330	150	240	11,970	9,270	1,770	630	300
11 years old	270,210	231,450	26,250	7,770	4,740	77,640	66,600	6,420	2,130	2,490	192,570	164,850	19,830	5,640	2,250
Enrolled in school	256,590	220,740	24,780	6,780	4,290	73,230	63,060	6,030	1,920	2,220	183,360	157,680	18,750	4,860	2,070
Percent	95.0	95.4	94.4	87.3	90.5	94.3	94.7	93.9	...	...	95.2	95.7	94.6	86.2	...
Year in which enrolled:															
Elementary: 1 or 2	18,750	14,970	2,970	630	180	1,320	1,110	120	30	60	17,430	13,860	2,850	600	120
3	31,440	26,220	3,720	1,200	300	3,030	2,670	240	60	60	28,410	23,550	3,480	1,140	240
4	55,860	48,120	6,000	1,440	270	10,470	8,970	1,140	240	90	45,390	39,150	4,860	1,200	180
5	75,510	67,050	6,180	1,800	510	24,210	21,570	1,800	600	270	51,300	45,480	4,380	1,200	240
6	53,640	47,850	4,590	960	240	23,580	20,700	2,160	540	180	30,060	27,150	2,430	420	60
7	8,760	7,710	600	330	120	3,690	3,270	180	180	60	5,070	4,440	420	150	60
8[1]	14,290	3,660	300	180	150	2,280	1,950	90	120	120	2,010	1,710	210	60	30
Year not reported	8,340	5,160	420	240	2,520	4,650	2,820	300	150	1,380	3,690	2,340	120	90	1,140
Median school year	5.2	5.3	4.9	5.0	5.3	5.8	5.8	5.8	...	...	5.0	5.0	4.6	4.5	...
Not enrolled in school	13,620	10,710	1,470	990	450	4,410	3,540	390	210	270	9,210	7,170	1,080	780	180
12 years old	297,630	255,300	29,670	8,730	3,930	80,460	70,740	6,240	2,100	1,380	217,170	184,560	23,430	6,630	2,550
Enrolled in school	281,580	242,850	27,570	7,680	3,480	75,270	66,480	5,820	1,770	1,200	206,310	176,370	21,750	5,910	2,280
Percent	94.6	95.1	92.9	88.0	88.5	93.5	94.0	93.3	...	...	95.0	95.6	92.8	89.1	...
Year in which enrolled:															
Elementary: 1 to 3	34,830	27,930	4,890	1,740	270	2,670	2,130	300	210	30	32,160	25,800	4,590	1,530	240
4	39,810	33,240	5,190	1,080	300	4,350	3,810	420	90	30	35,460	29,430	4,770	990	270
5	58,260	50,190	5,910	1,680	480	11,760	10,410	1,050	240	60	46,500	39,780	4,860	1,440	420
6	74,670	66,330	6,270	1,590	480	23,340	20,940	1,800	450	150	51,330	45,390	4,470	1,140	330
7	54,360	48,750	4,110	1,110	390	23,610	21,150	1,740	540	180	30,750	27,600	2,370	570	210
8	10,740	9,810	660	180	90	5,070	4,530	420	60	60	5,670	5,280	240	120	30
High school: 1 or 2	3,090	2,730	240	120	...	1,470	1,380	30	60	...	1,620	1,350	210	60	...
Year not reported	5,820	3,870	300	180	1,470	3,000	2,130	60	120	690	2,820	1,740	240	60	780
Median school year	6.1	6.1	5.6	5.6	5.9	6.7	6.8	6.6	...	...	5.7	5.8	5.3	5.3	...
Not enrolled in school	16,050	12,450	2,100	1,050	450	5,190	4,230	420	330	180	10,860	8,190	1,680	720	270
13 years old	276,540	238,320	26,400	7,650	4,170	75,900	65,850	5,850	2,190	2,010	200,640	172,470	20,550	5,460	2,160
Enrolled in school	260,610	225,870	24,000	6,870	3,870	71,880	62,520	5,430	2,100	1,830	188,730	163,350	18,570	4,770	2,040
Percent	94.2	94.8	90.9	89.8	92.8	94.7	94.9	92.8	...	...	94.1	94.7	90.4	87.4	...
Year in which enrolled:															
Elementary: 1 to 4	44,100	36,390	5,910	1,380	420	3,720	3,060	420	150	90	40,380	33,330	5,490	1,230	330
5	36,090	31,410	3,480	990	210	4,680	4,050	360	270	...	31,410	27,360	3,120	720	210
6	53,220	46,590	4,470	1,650	510	12,000	10,830	570	510	90	41,220	35,760	3,900	1,140	420
7	64,140	56,400	5,940	1,290	510	21,810	18,990	2,130	480	210	42,330	37,410	3,810	810	300
8	45,930	41,460	3,060	1,080	330	21,420	19,230	1,500	420	270	24,510	22,230	1,560	660	60
High school: 1	9,840	8,640	720	330	150	4,590	4,020	240	210	120	5,250	4,620	480	120	30
2 or 3	2,340	2,100	120	60	60	1,110	1,050	30	30	...	1,230	1,050	90	30	60
Year not reported	4,950	2,880	300	90	1,680	2,550	1,290	180	...	1,050	2,400	1,590	120	60	630
Median school year	6.9	6.9	6.6	6.6	6.9	7.7	7.7	7.6	...	...	6.5	6.6	6.2	6.4	...
Not enrolled in school	15,930	12,450	2,400	780	300	4,020	3,330	420	90	180	11,910	9,120	1,980	690	120

[1] Includes a few persons enrolled in first year of high school.

Table 4.—RESIDENCE IN 1949: CHILDREN 5 TO 13 YEARS OLD ENROLLED IN SCHOOL, BY YEAR OF SCHOOL IN WHICH ENROLLED, AGE, AND COLOR, FOR THE UNITED STATES, BY REGIONS, TOTAL AND RURAL FARM: 1950—Con.

[Based on 3⅓-percent sample. Percent not shown where less than 0.1. Percent or median not shown where base is less than 3,000. In general, persons were enrolled in grade above one they had completed]

Area, color, age, school enrollment and year of school in which enrolled	United States					North and West					South				
	Total population	Same house as in 1950	Different house, same county	Different county	Abroad or not reported	Total population	Same house as in 1950	Different house, same county	Different county	Abroad or not reported	Total population	Same house as in 1950	Different house, same county	Different county	Abroad or not reported
RURAL FARM--TOTAL															
Total, 5 to 13 years old.	4,550,100	3,882,660	427,380	193,440	46,620	2,006,250	1,776,180	126,300	83,970	19,800	2,543,850	2,106,480	301,080	109,470	26,820
Enrolled in school	3,707,010	3,189,390	331,830	148,320	37,470	1,666,050	1,480,230	102,180	67,110	16,530	2,040,960	1,709,160	229,650	81,210	20,940
Percent	81.5	82.1	77.6	76.7	80.4	83.0	83.3	80.9	79.9	83.5	80.2	81.1	76.3	74.2	78.1
Not enrolled in school	843,090	693,270	95,550	45,120	9,150	340,200	295,950	24,120	16,860	3,270	502,890	397,320	71,430	28,260	5,880
5 years old	514,530	427,380	56,730	24,840	5,580	227,400	197,460	16,530	11,100	2,310	287,130	229,920	40,200	13,740	3,270
Enrolled in school	54,450	45,600	5,070	2,340	1,440	25,650	22,170	1,620	1,110	750	28,800	23,430	3,450	1,230	690
Percent	10.6	10.7	8.9	9.4	25.8	11.3	11.2	9.8	10.0	...	10.0	10.2	8.6	9.0	21.1
Year in which enrolled:															
Elementary: 1	10,200	9,000	870	210	120	4,320	4,020	180	60	60	5,880	4,980	690	150	60
2 or 3	1,710	1,530	120	60	...	540	480	30	30	...	1,170	1,050	90	30	...
Year not reported	42,540	35,070	4,080	2,070	1,320	20,790	17,670	1,410	1,020	690	21,750	17,400	2,670	1,050	630
Not enrolled in school	460,080	381,780	51,660	22,500	4,140	201,750	175,290	14,910	9,990	1,560	258,330	206,490	36,750	12,510	2,580
Enrolled in kindergarten	23,700	21,300	1,410	810	180	21,960	19,740	1,380	720	120	1,740	1,560	30	90	60
Percent	4.6	5.0	2.5	3.3	3.2	9.7	10.0	8.3	6.5	...	0.6	0.7	0.1	0.7	1.8
6 years old	524,340	440,010	53,400	25,350	5,580	234,030	203,730	16,920	10,890	2,490	290,310	236,280	36,480	14,460	3,090
Enrolled in school	323,610	274,500	31,050	14,490	3,570	154,290	134,760	10,680	7,140	1,710	169,320	139,740	20,370	7,350	1,860
Percent	61.7	62.4	58.1	57.2	64.0	65.9	66.1	63.1	65.6	...	58.3	59.1	55.8	50.8	60.2
Year in which enrolled:															
Elementary: 1	284,370	242,490	27,060	12,780	2,040	136,260	119,490	9,450	6,420	900	148,110	123,000	17,610	6,360	1,140
2	10,920	9,600	960	330	30	4,980	4,380	390	210	...	5,940	5,220	570	120	30
3 or 4	2,550	2,100	270	90	90	870	690	90	60	30	1,680	1,410	180	30	60
Year not reported	25,770	20,310	2,760	1,290	1,410	12,180	10,200	750	450	780	13,590	10,110	2,010	840	630
Median school year	1.5	1.5	1.5	1.5	1.5	1.5	1.5	1.5	1.5	...	1.5	1.5	1.5	1.5	...
Not enrolled in school	200,730	165,510	22,350	10,860	2,010	79,740	68,970	6,240	3,750	780	120,990	96,540	16,110	7,110	1,230
Enrolled in kindergarten	19,830	17,310	1,710	660	150	16,560	14,400	1,440	600	120	3,270	2,910	270	60	30
Percent	3.8	3.9	3.2	2.6	2.7	7.1	7.1	8.5	5.5	...	1.1	1.2	0.7	0.4	1.0
7 years old	523,770	442,200	51,660	24,270	5,640	238,110	209,430	15,660	10,380	2,640	285,660	232,770	36,000	13,890	3,000
Enrolled in school	486,180	412,470	46,920	21,870	4,920	226,560	199,350	15,000	9,780	2,430	259,620	213,120	31,920	12,090	2,490
Percent	92.8	93.3	90.8	90.1	87.2	95.1	95.2	95.8	94.2	...	90.9	91.6	88.7	87.0	83.0
Year in which enrolled:															
Elementary: 1	225,780	187,770	25,380	11,010	1,620	85,470	73,770	6,420	4,470	810	140,310	114,000	18,960	6,540	810
2	226,980	197,430	18,600	9,390	1,560	125,640	112,560	7,830	4,590	660	101,340	84,870	10,770	4,800	900
3	14,040	12,150	1,230	510	150	6,450	5,850	240	300	60	7,590	6,300	990	210	90
4 or 5	2,640	2,190	300	150	...	870	780	60	30	...	1,770	1,410	240	120	...
Year not reported	16,740	12,930	1,410	810	1,590	8,130	6,390	450	390	900	8,610	6,540	960	420	690
Median school year	2.0	2.1	1.9	2.0	2.0	2.2	2.2	2.1	2.0	...	1.9	1.9	1.8	1.9	...
Not enrolled in school	37,590	29,730	4,740	2,400	720	11,550	10,080	660	600	210	26,040	19,650	4,080	1,800	510
8 years old	513,570	436,920	48,180	22,770	5,700	225,510	198,300	14,460	10,260	2,490	288,060	238,620	33,720	12,510	3,210
Enrolled in school	485,910	414,900	45,000	20,820	5,190	216,720	190,800	14,040	9,630	2,250	269,190	224,100	30,960	11,190	2,940
Percent	94.6	95.0	93.4	91.4	91.1	96.1	96.2	97.1	93.9	...	93.4	94.0	91.8	89.4	91.6
Year in which enrolled:															
Elementary: 1	55,140	43,890	7,320	3,150	780	9,330	7,680	750	690	210	45,810	36,210	6,570	2,460	570
2	205,170	172,860	20,940	9,510	1,860	83,700	72,540	6,060	4,320	780	121,470	100,320	14,880	5,190	1,080
3	196,860	173,610	14,850	7,110	1,290	110,070	98,760	6,570	4,200	540	86,790	74,850	8,280	2,910	750
4	14,850	13,260	1,080	420	90	7,290	6,690	390	150	60	7,560	6,570	690	270	30
5 or 6	3,210	2,970	120	90	30	1,200	1,110	30	60	...	2,010	1,860	90	30	30
Year not reported	10,680	8,310	690	540	1,140	5,130	4,020	240	210	660	5,550	4,290	450	330	480
Median school year	2.9	2.9	2.7	2.7	2.7	3.1	3.1	3.0	2.9	...	2.7	2.7	2.6	2.6	...
Not enrolled in school	27,660	22,020	3,180	1,950	510	8,790	7,500	420	630	240	18,870	14,520	2,760	1,320	270
9 years old	483,570	415,710	44,160	19,380	4,320	211,380	188,340	12,300	8,940	1,800	272,190	227,370	31,860	10,440	2,520
Enrolled in school	460,800	396,810	41,820	18,150	4,020	202,710	180,720	11,820	8,520	1,650	258,090	216,090	30,000	9,630	2,370
Percent	95.3	95.5	94.7	93.7	93.1	95.9	96.0	96.1	95.3	...	94.8	95.0	94.2	92.2	...
Year in which enrolled:															
Elementary: 1	19,500	14,940	3,030	1,290	240	2,460	1,800	360	240	60	17,040	13,140	2,670	1,050	180
2	63,000	51,030	8,760	2,700	510	13,260	11,010	1,260	810	180	49,740	40,020	7,500	1,890	330
3	187,470	162,270	16,740	7,350	1,110	78,300	69,420	4,950	3,480	450	109,170	92,850	11,790	3,870	660
4	164,520	146,190	11,400	6,090	840	96,630	88,050	4,680	3,600	300	67,890	58,140	6,720	2,490	540
5	14,490	13,170	840	300	180	6,840	6,390	210	150	90	7,650	6,780	630	150	90
6 or 7	3,450	3,030	210	180	30	1,290	1,110	60	90	30	2,160	1,920	150	90	...
Year not reported	8,370	6,180	840	240	1,110	3,930	2,940	300	150	540	4,440	3,240	540	90	570
Median school year	3.8	3.8	3.5	3.7	3.6	4.1	4.1	3.8	3.9	...	3.6	3.6	3.4	3.5	...
Not enrolled in school	22,770	18,900	2,340	1,230	300	8,670	7,620	480	420	150	14,100	11,280	1,860	810	150
10 years old	500,070	426,930	46,890	21,330	4,920	215,550	190,680	13,470	9,330	2,070	284,520	236,250	33,420	12,000	2,850
Enrolled in school	476,640	408,030	44,280	19,830	4,500	207,900	183,900	13,110	8,880	2,010	268,740	224,130	31,170	10,950	2,490
Percent	95.3	95.6	94.4	93.0	91.5	96.5	96.4	97.3	95.2	...	94.5	94.9	93.3	91.3	...
Year in which enrolled:															
Elementary: 1	10,770	8,340	1,620	720	90	1,050	930	60	60	...	9,720	7,410	1,560	660	90
2	28,440	21,390	4,890	1,800	360	3,690	2,670	630	360	30	24,750	18,720	4,260	1,440	330
3	77,100	62,430	9,840	4,200	630	18,180	14,970	1,860	1,260	90	58,920	47,460	7,980	2,940	540
4	177,420	154,200	15,150	6,960	1,110	77,430	68,640	4,980	3,300	510	99,990	85,560	10,170	3,660	600
5	156,270	138,900	10,920	5,430	1,020	94,500	85,230	5,130	3,510	630	61,770	53,670	5,790	1,920	390
6	15,270	13,740	1,080	360	90	7,950	7,440	330	180	...	7,320	6,300	750	180	90
7 or 8	3,720	3,330	240	150	...	1,770	1,680	...	90	...	1,950	1,650	240	60	...
Year not reported	7,650	5,700	540	210	1,200	3,330	2,340	120	120	750	4,320	3,360	420	90	450
Median school year	4.7	4.7	4.4	4.4	4.5	5.0	5.0	4.8	4.8	...	4.4	4.4	4.2	4.1	...
Not enrolled in school	23,430	18,900	2,610	1,500	420	7,650	6,780	360	450	60	13,780	12,120	2,250	1,050	360

Table 4.—RESIDENCE IN 1949: CHILDREN 5 TO 13 YEARS OLD ENROLLED IN SCHOOL, BY YEAR OF SCHOOL IN WHICH ENROLLED, AGE, AND COLOR, FOR THE UNITED STATES, BY REGIONS, TOTAL AND RURAL FARM: 1950—Con.

[Based on 3⅓-percent sample. Percent not shown where less than 0.1. Percent or median not shown where base is less than 3,000. In general, persons were enrolled in grade above one they had completed]

Area, color, age, school enrollment and year of school in which enrolled	United States					North and West					South				
	Total population	Same house as in 1950	Different house, same county	Different county	Abroad or not reported	Total population	Same house as in 1950	Different house, same county	Different county	Abroad or not reported	Total population	Same house as in 1950	Different house, same county	Different county	Abroad or not reported
RURAL FARM--TOTAL--Con.															
11 years old	479,220	414,240	41,580	18,330	5,070	215,820	193,170	12,660	7,740	2,250	263,400	221,070	28,920	10,590	2,820
Enrolled in school	459,780	398,490	39,420	16,980	4,890	209,310	187,170	12,420	7,530	2,190	250,470	211,320	27,000	9,450	2,700
Percent	95.9	96.2	94.8	92.6	96.4	97.0	96.9	98.1	97.3	...	95.1	95.6	93.4	89.2	...
Year in which enrolled:															
Elementary: 1 or 2	18,570	14,340	3,210	870	150	2,160	1,890	150	60	60	16,410	12,450	3,060	810	90
3	33,060	26,400	4,650	1,680	330	4,170	3,360	480	330	...	28,890	23,040	4,170	1,350	330
4	75,390	62,610	8,670	3,480	630	21,150	17,730	2,070	1,200	150	54,240	44,880	6,600	2,280	480
5	161,190	142,110	12,330	5,580	1,170	76,980	69,030	4,650	2,880	420	84,210	73,080	7,680	2,700	750
6	147,480	133,020	9,120	4,410	930	92,010	84,420	4,440	2,580	570	55,470	48,600	4,680	1,830	360
7	13,020	11,490	750	600	180	7,260	6,360	420	330	150	5,760	5,130	330	270	30
8[1]	3,930	3,330	390	180	30	2,130	1,830	150	120	30	1,800	1,500	240	60	...
Year not reported	7,140	5,190	300	180	1,470	3,450	2,550	60	30	810	3,690	2,640	240	150	660
Median school year	5.6	5.7	5.2	5.4	5.5	6.0	6.0	5.7	5.8	...	5.3	5.3	4.9	5.1	...
Not enrolled in school	19,440	15,750	2,160	1,350	180	6,510	6,000	240	210	60	12,930	9,750	1,920	1,140	120
12 years old	513,750	443,880	44,610	20,280	4,980	220,890	197,910	12,780	8,310	1,890	292,860	245,970	31,830	11,970	3,090
Enrolled in school	488,130	423,480	41,580	18,600	4,470	213,120	191,100	12,450	7,860	1,710	275,010	232,380	29,130	10,740	2,760
Percent	95.0	95.4	93.2	91.7	89.8	96.5	96.6	97.4	94.6	...	93.9	94.5	91.5	89.7	89.3
Year in which enrolled:															
Elementary: 1 to 3	34,380	27,210	4,920	1,740	510	3,120	2,490	420	150	60	31,260	24,720	4,500	1,590	450
4	42,900	34,080	5,970	2,280	570	6,180	5,220	330	540	90	36,720	28,860	5,640	1,740	480
5	76,710	63,210	8,790	3,990	720	23,160	19,140	2,400	1,380	240	53,550	44,070	6,390	2,610	480
6	166,560	147,210	12,390	5,940	1,020	78,870	71,190	4,470	2,760	450	87,690	76,020	7,920	3,180	570
7	141,840	128,910	8,430	3,810	690	88,530	81,000	4,560	2,520	450	53,310	47,910	3,870	1,290	240
8	17,070	16,020	540	480	30	9,480	9,000	150	300	30	7,590	7,020	390	180	...
High school: 1 or 2	2,940	2,640	270	...	30	1,260	1,170	60	...	30	1,680	1,470	210	...	...
Year not reported	5,730	4,200	270	360	900	2,520	1,890	60	210	360	3,210	2,310	210	150	540
Median school year	6.5	6.6	6.1	6.2	6.0	6.9	7.0	6.7	6.6	...	6.2	6.2	5.7	5.8	...
Not enrolled in school	25,620	20,400	3,030	1,680	510	7,770	6,810	330	450	180	17,850	13,590	2,700	1,230	330
13 years old	497,280	435,390	40,170	16,890	4,830	217,560	197,160	11,520	7,020	1,860	279,720	238,230	28,650	9,870	2,970
Enrolled in school	471,510	415,110	36,690	15,240	4,470	209,790	190,260	11,040	6,660	1,830	261,720	224,850	25,650	8,580	2,640
Percent	94.8	95.3	91.3	90.2	92.5	96.4	96.5	95.8	94.9	...	93.6	94.4	89.5	86.9	...
Year in which enrolled:															
Elementary: 1 to 4	44,370	36,300	5,820	1,800	450	4,320	3,750	300	150	120	40,050	32,550	5,520	1,650	330
5	39,300	32,790	4,470	1,800	240	6,780	5,550	630	600	..	32,520	27,240	3,840	1,200	240
6	76,860	66,150	7,200	2,850	660	24,960	21,930	1,680	1,110	240	51,900	44,220	5,520	1,740	420
7	152,850	136,410	11,070	4,380	990	74,910	68,220	4,200	2,130	360	77,940	68,190	6,870	2,250	630
8	134,730	123,750	6,750	3,510	720	85,830	79,560	3,750	2,100	420	48,900	44,190	3,000	1,410	300
High school: 1	14,400	12,870	810	630	90	8,160	7,350	330	450	30	6,240	5,520	480	180	60
2 or 3	2,820	2,610	90	90	30	1,500	1,440	...	30	30	1,320	1,170	90	60	...
Year not reported	6,180	4,230	480	180	1,290	3,330	2,460	150	90	630	2,850	1,770	330	90	660
Median school year	7.5	7.5	7.1	7.2	7.2	7.9	7.9	7.7	7.7	...	7.1	7.1	6.6	6.8	...
Not enrolled in school	25,770	20,280	3,480	1,650	360	7,770	6,900	480	360	30	18,000	13,380	3,000	1,290	330
RURAL FARM--NONWHITE															
Total, 5 to 13 years old	817,860	677,700	104,280	27,000	8,880	37,680	32,130	3,210	1,710	630	780,180	645,570	101,070	25,290	8,250
Enrolled in school	647,370	543,540	77,460	19,410	6,960	26,430	22,470	2,400	1,140	420	620,940	521,070	75,060	18,270	6,540
Percent	79.2	80.2	74.3	71.9	78.4	70.1	69.9	74.8	...	...	79.6	80.7	74.3	72.2	79.3
Not enrolled in school	170,490	134,160	26,820	7,590	1,920	11,250	9,660	810	570	210	159,240	124,500	26,010	7,020	1,710
5 years old	97,320	78,300	14,370	3,510	1,140	4,320	3,660	390	240	30	93,000	74,640	13,980	3,270	1,110
Enrolled in school	12,030	9,900	1,440	360	330	570	480	60	...	30	11,460	9,420	1,380	360	300
Percent	12.4	12.6	10.0	10.3	...	13.2	13.1	...	...	...	12.3	12.6	9.9	11.0	...
Year in which enrolled:															
Elementary: 1	4,140	3,540	510	60	30	240	240	...	...	...	3,900	3,300	510	60	30
2 or 3	330	270	30	30	...	...	...	...	...	...	330	270	30	30	...
Year not reported	7,560	6,090	900	270	300	330	240	60	...	30	7,230	5,850	840	270	270
Not enrolled in school	85,290	68,400	12,930	3,150	810	3,750	3,180	330	240	...	81,540	65,220	12,600	2,910	810
Enrolled in kindergarten	780	690	30	30	30	210	180	30	...	...	570	510	...	30	30
Percent	0.8	0.9	0.2	0.9	...	4.9	4.9	...	...	...	0.6	0.7	...	0.9	...
6 years old	95,730	78,480	12,930	3,390	930	4,710	3,960	270	360	120	91,020	74,520	12,660	3,030	810
Enrolled in school	57,930	48,090	7,410	1,860	570	1,980	1,650	180	120	30	55,950	46,440	7,230	1,740	540
Percent	60.5	61.3	57.3	54.9	...	42.0	41.7	...	...	...	61.5	62.3	57.1	57.4	...
Year in which enrolled:															
Elementary: 1	50,970	42,480	6,450	1,650	390	1,530	1,290	120	90	30	49,440	41,190	6,330	1,560	360
2	2,580	2,220	270	90	...	150	90	30	30	...	2,430	2,130	240	60	...
3 or 4	510	450	60	...	...	...	...	...	...	...	510	450	60	...	...
Year not reported	3,870	2,940	630	120	180	300	270	30	...	...	3,570	2,670	600	120	180
Median school year	1.5	1.5	1.5	...	...	...	...	...	...	...	1.5	1.5	1.5	...	...
Not enrolled in school	37,800	30,390	5,520	1,530	360	2,730	2,310	90	240	90	35,070	28,080	5,430	1,290	270
Enrolled in kindergarten	1,530	1,350	150	30	...	270	210	30	30	...	1,260	1,140	120	...	...
Percent	1.6	1.7	1.2	0.9	...	5.7	5.3	...	...	...	1.4	1.5	0.9	...	...
7 years old	92,430	74,430	13,290	3,690	1,020	4,350	3,660	510	150	30	88,080	70,770	12,780	3,540	990
Enrolled in school	82,020	66,780	11,310	3,030	900	3,420	2,910	330	150	30	78,600	63,870	10,980	2,880	870
Percent	88.7	89.7	85.1	82.1	...	78.6	79.5	...	...	...	89.2	90.3	85.9	81.4	...
Year in which enrolled:															
Elementary: 1	51,660	42,090	7,440	1,830	300	1,470	1,230	150	90	...	50,190	40,860	7,290	1,740	300
2	23,400	19,290	2,850	900	360	1,350	1,170	90	60	30	22,050	18,120	2,760	840	330
3	3,150	2,490	510	150	...	150	120	30	...	...	3,000	2,370	480	150	...
4 or 5	630	480	120	30	...	30	30	...	...	...	600	450	120	30	...
Year not reported	3,180	2,430	390	120	240	420	360	60	...	...	2,760	2,070	330	120	240
Median school year	1.8	1.8	1.7	1.8	...	2.0	...	...	...	...	1.8	1.8	1.7	...	...
Not enrolled in school	10,410	7,650	1,980	660	120	930	750	180	...	...	9,480	6,900	1,800	660	120

[1] Includes a few persons enrolled in first year of high school.

Table 4.—RESIDENCE IN 1949: CHILDREN 5 TO 13 YEARS OLD ENROLLED IN SCHOOL, BY YEAR OF SCHOOL IN WHICH ENROLLED, AGE, AND COLOR, FOR THE UNITED STATES, BY REGIONS, TOTAL AND RURAL FARM: 1950—Con.

[Based on 3⅓-percent sample. Percent not shown where less than 0.1. Percent or median not shown where base is less than 3,000. In general, persons were enrolled in grade above one they had completed]

Area, color, age, school enrollment and year of school in which enrolled	United States					North and West					South				
	Total population	Same house as in 1950	Different house, same county	Different county	Abroad or not reported	Total population	Same house as in 1950	Different house, same county	Different county	Abroad or not reported	Total population	Same house as in 1950	Different house, same county	Different county	Abroad or not reported
RURAL FARM--NONWHITE--Con.															
8 years old	96,630	80,970	11,160	3,180	1,320	4,530	3,930	360	240	...	92,100	77,040	10,800	2,940	1,320
Enrolled in school	88,470	74,970	9,750	2,640	1,110	3,780	3,210	360	210	...	84,690	71,760	9,390	2,430	1,110
Percent	91.6	92.6	87.4	83.0	...	83.4	81.7	...	...	...	92.0	93.1	86.9	...	...
Year in which enrolled:															
Elementary: 1	27,000	21,870	3,330	1,380	420	750	690	60	...	...	26,250	21,180	3,270	1,380	420
2	37,800	32,400	4,170	900	330	1,680	1,350	180	150	...	36,120	31,050	3,990	750	330
3	17,670	15,420	1,770	300	180	810	660	90	60	...	16,860	14,760	1,680	240	180
4	3,060	2,760	270	30	...	270	240	30	...	...	2,790	2,520	240	30	...
5 or 6	780	720	30	30	...	30	30	...	...	...	750	690	30	30	...
Year not reported	2,160	1,800	180	...	180	240	240	...	...	...	1,920	1,560	180	...	180
Median school year	2.4	2.5	2.3	...	...	2.6	2.6	...	...	...	2.4	2.4	2.3	...	...
Not enrolled in school	8,160	6,000	1,410	540	210	750	720	...	30	...	7,410	5,280	1,410	510	210
9 years old	85,770	71,430	10,860	2,670	810	3,870	3,270	360	210	30	81,900	68,160	10,500	2,460	780
Enrolled in school	80,760	67,440	10,050	2,460	810	3,300	2,790	300	180	30	77,460	64,650	9,750	2,280	780
Percent	94.2	94.4	92.5	...	...	85.3	85.3	...	...	...	94.6	94.9	92.9	...	...
Year in which enrolled:															
Elementary: 1	11,100	8,610	1,770	630	90	300	150	90	60	...	10,800	8,460	1,680	570	90
2	25,890	21,420	3,780	570	120	1,020	870	90	30	30	24,870	20,550	3,690	540	90
3	27,600	23,700	2,940	750	210	1,020	930	60	30	...	26,580	22,770	2,880	720	210
4	11,370	9,750	1,140	360	120	840	720	60	60	...	10,530	9,030	1,080	300	120
5	2,370	2,220	120	30	...	30	30	...	...	...	2,340	2,190	120	30	...
6 or 7	750	630	60	60	...	...	...	...	...	...	750	630	60	60	...
Year not reported	1,680	1,110	240	60	270	90	90	...	...	...	1,590	1,020	240	60	270
Median school year	3.1	3.1	2.8	...	...	3.3	...	...	...	...	3.1	3.1	2.8	...	...
Not enrolled in school	5,010	3,990	810	210	...	570	480	60	30	...	4,440	3,510	750	180	...
10 years old	90,420	75,270	11,250	3,090	810	3,810	3,300	210	240	60	86,610	71,970	11,040	2,850	750
Enrolled in school	83,910	70,320	10,170	2,760	660	3,090	2,580	210	240	60	80,820	67,740	9,960	2,520	600
Percent	92.8	93.4	90.4	89.3	...	81.1	78.2	...	...	...	93.3	94.1	90.2	...	...
Year in which enrolled:															
Elementary: 1	6,990	5,430	1,140	360	60	60	60	...	...	...	6,930	5,370	1,140	360	60
2	15,630	12,420	2,400	630	180	390	270	90	30	...	15,240	12,150	2,310	600	180
3	25,830	21,660	3,000	960	210	540	420	60	30	30	25,290	21,240	2,940	930	180
4	22,560	19,470	2,430	540	120	1,080	930	30	90	30	21,480	18,540	2,400	450	90
5	8,880	7,920	750	210	...	750	630	30	90	...	8,130	7,290	720	120	...
6	2,250	1,950	210	30	60	90	90	...	...	...	2,160	1,860	210	30	60
7 or 8	540	420	120	...	...	...	...	...	...	...	540	420	120	...	...
Year not reported	1,230	1,050	120	30	30	180	180	...	...	...	1,050	870	120	30	30
Median school year	3.7	3.8	3.5	...	...	4.4	...	...	...	...	3.7	3.7	3.5	...	...
Not enrolled in school	6,510	4,950	1,080	330	150	720	720	...	...	...	5,790	4,230	1,080	330	150
11 years old	79,320	66,480	9,570	2,280	990	4,050	3,450	330	60	210	75,270	63,030	9,240	2,220	780
Enrolled in school	74,490	62,700	8,940	1,920	930	3,480	2,970	300	30	180	71,010	59,730	8,640	1,890	750
Percent	93.9	94.3	93.4	...	...	85.9	86.1	...	...	...	94.3	94.8	93.5	...	...
Year in which enrolled:															
Elementary: 1 or 2	11,580	9,030	2,010	450	90	300	270	30	...	...	11,280	8,760	1,980	450	90
3	15,390	12,600	2,070	540	180	450	390	60	...	...	14,940	12,210	2,010	540	180
4	20,490	17,430	2,550	450	60	780	510	210	30	30	19,710	16,920	2,340	420	30
5	17,190	15,450	1,350	210	180	990	960	...	...	30	16,200	14,490	1,350	210	150
6	6,630	5,700	720	150	60	480	450	...	...	30	6,150	5,250	720	150	30
7	1,350	1,170	120	60	...	60	60	...	...	...	1,290	1,110	120	60	...
8[1]	630	510	90	30	...	60	60	...	...	...	570	450	90	30	...
Year not reported	1,230	810	30	30	360	360	270	...	...	90	870	540	30	30	270
Median school year	4.5	4.5	4.1	...	...	5.0	...	...	...	...	4.4	4.5	4.1	...	...
Not enrolled in school	4,830	3,780	630	360	60	570	480	30	30	30	4,260	3,300	600	330	30
12 years old	93,300	77,910	11,370	2,940	1,080	4,050	3,390	480	60	120	89,250	74,520	10,890	2,880	960
Enrolled in school	87,180	73,590	10,260	2,400	930	3,390	2,880	420	60	30	83,790	70,710	9,840	2,340	900
Percent	93.4	94.5	90.2	...	...	83.7	85.0	...	...	...	93.9	94.9	90.4	...	...
Year in which enrolled:															
Elementary: 1 to 3	20,550	16,710	2,850	840	150	420	300	90	...	30	20,130	16,410	2,760	840	120
4	19,380	15,840	2,850	510	180	420	390	...	30	...	18,960	15,450	2,850	480	180
5	19,170	16,410	2,100	480	180	900	780	90	30	...	18,270	15,630	2,010	450	180
6	17,670	15,540	1,590	390	150	900	840	60	...	...	16,770	14,700	1,530	390	150
7	7,170	6,180	810	120	60	510	360	150	...	...	6,660	5,820	660	120	60
8	2,040	1,980	30	30	...	150	120	30	...	...	1,890	1,860	...	30	...
High school: 1 or 2	420	420	...	...	...	30	30	...	...	...	390	390	...	...	...
Year not reported	780	510	30	30	210	60	60	...	...	...	720	450	30	30	210
Median school year	5.2	5.2	4.8	...	...	5.9	...	...	...	...	5.1	5.2	4.8	...	...
Not enrolled in school	6,120	4,320	1,110	540	150	660	510	60	...	90	5,460	3,810	1,050	540	60
13 years old	86,940	74,430	9,480	2,250	780	3,990	3,510	300	150	30	82,950	70,920	9,180	2,100	750
Enrolled in school	80,580	69,750	8,130	1,980	720	3,420	3,000	240	150	30	77,160	66,750	7,890	1,830	690
Percent	92.7	93.7	85.8	...	...	85.7	85.5	...	...	...	93.0	94.1	85.9	...	...
Year in which enrolled:															
Elementary: 1 to 4	25,530	21,420	3,210	690	210	780	660	60	30	30	24,750	20,760	3,150	660	180
5	14,880	13,230	1,320	240	90	510	420	30	60	...	14,370	12,810	1,290	180	90
6	17,010	14,700	1,740	450	120	690	630	30	30	...	16,320	14,070	1,710	420	120
7	13,800	12,150	1,260	240	150	630	570	60	...	...	13,170	11,580	1,200	240	150
8	6,540	5,910	420	210	...	540	480	60	...	...	6,000	5,430	360	210	...
High school: 1	1,530	1,290	120	120	...	120	90	...	30	...	1,410	1,200	120	90	...
2 or 3	300	300	...	...	...	...	...	...	...	...	300	300	...	...	...
Year not reported	990	750	60	30	150	150	150	...	...	...	840	600	60	30	150
Median school year	6.0	6.0	5.6	...	...	6.5	6.5	...	...	...	5.9	6.0	5.6	...	...
Not enrolled in school	6,360	4,680	1,350	270	60	570	510	60	...	...	5,790	4,170	1,290	270	60

[1] Includes a few persons enrolled in first year of high school.

Table 5.—ETHNIC CHARACTERISTICS: PERSONS 14 YEARS OLD AND OVER, BY YEARS OF SCHOOL COMPLETED, AGE, AND SEX, FOR THE UNITED STATES, BY REGIONS: 1950

[Based on 3⅓-percent sample. Percent not shown where less than 0.1 or where base is less than 3,000. Median not shown where less than 1.0 or where base is less than 3,000]

Area, age, sex, and years of school completed	Total population	White								Nonwhite				White persons with Spanish surname[1]
			Native white											
				Native parentage		Foreign or mixed parentage								
		Total white	Total native white	Born in North or West	Born in South	Northern or Western European stock	Central or Eastern European stock	Southern European stock	Other stock	Foreign-born white	Total nonwhite	Negro	Indian	Other races	
UNITED STATES--MALE														
Total, 14 years, and over	54,611,310	49,313,250	44,296,200	21,452,940	12,674,190	5,706,930	2,440,200	1,865,310	156,630	5,017,050	5,298,060	5,013,540	109,590	174,930	741,390
Total, 14 to 24 years old	11,984,130	10,627,410	10,484,760	5,575,170	3,160,410	653,250	466,020	573,750	56,160	142,650	1,356,780	1,284,270	37,830	34,680	244,500
Total, 25 and over	42,627,120	38,685,840	33,811,440	15,877,770	9,513,780	5,053,680	1,974,180	1,291,560	100,470	4,874,400	3,941,280	3,729,270	71,760	140,250	496,890
No school years completed	1,120,950	820,260	380,910	96,330	218,460	26,340	10,740	28,230	810	439,350	300,690	275,040	10,920	14,730	85,620
Elementary: 1 to 4 years	3,952,770	2,850,750	2,082,720	564,600	1,125,030	251,370	63,750	74,790	3,180	768,030	1,102,020	1,069,290	12,750	19,980	137,460
5 to 7 years	7,003,500	5,982,630	5,075,970	1,719,690	2,137,020	782,340	226,980	200,940	9,000	906,660	1,020,870	987,030	14,100	19,740	102,600
8 years	8,847,630	8,418,720	7,252,770	3,587,340	1,585,620	1,392,690	404,850	269,760	12,510	1,165,950	428,910	400,200	11,970	16,740	47,640
High school: 1 to 3 years	6,974,400	6,520,350	6,095,010	2,792,490	1,707,600	851,880	413,550	309,720	19,770	425,340	454,050	430,440	8,370	15,240	49,710
4 years	7,511,130	7,226,580	6,674,310	3,647,100	1,322,310	944,190	464,700	268,470	27,540	552,270	284,550	252,810	6,600	25,140	35,670
College: 1 to 3 years	2,888,430	2,780,040	2,607,060	1,377,750	628,590	362,460	163,830	63,510	10,920	172,980	108,390	97,590	1,920	8,880	11,010
4 years or more	3,008,100	2,927,310	2,687,840	1,462,410	545,340	392,430	206,400	63,030	13,230	244,470	80,790	69,240	1,050	10,500	6,960
School years not reported	1,320,210	1,159,200	959,850	630,060	243,810	49,980	19,380	13,110	3,510	199,350	161,010	147,630	4,080	9,300	20,220
Median school years completed	9.0	9.3	9.8	10.8	8.7	9.2	11.0	9.6	12.1	8.2	6.4	6.4	7.2	8.7	5.4
Percent	100.0	100.0	100.0	100.0	100.0	100.0	100.0	100.0	100.0	100.0	100.0	100.0	100.0	100.0	100.0
No school years completed	2.6	2.1	1.1	0.6	2.3	0.5	0.5	2.2	0.8	9.0	7.6	7.4	15.2	10.5	17.2
Elementary: 1 to 4 years	9.3	7.4	6.2	3.6	11.8	5.0	3.2	5.8	3.2	15.8	28.0	28.7	17.8	14.2	27.7
5 to 7 years	16.4	15.5	15.0	10.8	22.5	15.5	11.5	15.6	9.0	18.6	25.9	26.5	19.6	14.1	20.6
8 years	20.8	21.8	21.5	22.6	16.7	27.6	20.5	20.9	12.5	23.9	10.9	10.7	16.7	11.9	9.6
High school: 1 to 3 years	16.4	16.9	18.0	17.6	17.9	16.9	20.9	24.0	19.7	8.7	11.5	11.5	11.7	10.9	10.0
4 years	17.6	18.7	19.7	23.0	13.9	18.7	23.5	20.8	27.4	11.3	7.2	6.8	9.2	17.9	7.2
College: 1 to 3 years	6.8	7.2	7.7	8.7	6.6	7.2	8.3	4.9	10.9	3.5	2.8	2.6	2.7	6.3	2.2
4 years or more	7.1	7.3	7.9	9.2	5.7	7.8	10.5	4.9	13.2	5.0	2.0	1.9	1.5	7.5	1.4
School years not reported	3.1	3.0	2.8	4.0	2.6	2.0	1.0	1.0	3.5	4.1	4.1	4.0	5.7	6.6	4.1
14 and 15 years old	2,176,980	1,915,650	1,898,970	1,062,630	597,810	98,100	54,780	77,850	7,800	16,680	261,330	249,210	7,620	4,500	47,010
No school years completed	24,270	19,650	19,080	10,800	5,400	1,170	600	960	150	570	4,620	3,930	540	150	1,020
Elementary: 1 to 4 years	125,070	70,980	69,750	17,640	43,500	1,920	1,110	5,430	150	1,230	54,090	52,380	1,260	450	8,160
5 to 7 years	824,880	699,090	693,870	342,570	278,610	28,800	11,940	29,850	2,100	5,220	125,790	121,020	3,480	1,290	24,240
8 years	659,400	614,250	611,310	373,500	161,640	33,510	18,420	21,690	2,550	2,940	45,150	42,840	1,020	1,290	7,830
High school: 1 to 3 years	489,570	462,930	459,960	287,010	99,540	30,750	21,510	18,720	2,430	2,970	26,640	24,780	870	990	4,650
4 years	3,630	3,210	3,180	1,890	630	270	210	150	30	30	420	390	30	...	...
School years not reported	50,160	45,540	41,820	29,220	8,490	1,680	990	1,050	390	3,720	4,620	3,870	420	330	1,110
Median school years completed	8.1	8.2	8.2	8.4	7.6	8.5	8.7	8.1	8.5	7.7	6.7	6.6	6.6	8.2	6.7
16 and 17 years old	2,117,190	1,860,840	1,842,330	999,930	573,840	104,700	63,900	91,260	8,700	18,510	256,350	243,780	7,050	5,520	46,590
No school years completed	18,660	14,790	13,650	6,360	5,220	360	480	1,200	30	1,140	3,870	3,060	750	60	2,100
Elementary: 1 to 4 years	89,010	52,140	50,610	13,740	29,700	1,680	1,020	4,230	240	1,530	36,870	35,700	750	420	6,180
5 to 7 years	281,910	204,720	202,740	64,830	118,230	5,520	2,940	10,650	570	1,980	77,190	74,700	1,710	780	11,940
8 years	280,110	240,900	238,560	119,430	89,940	11,070	5,610	11,820	690	2,340	39,210	37,020	1,440	750	7,440
High school: 1 to 3 years	1,329,090	1,239,660	1,231,080	734,310	304,080	79,680	47,910	58,800	6,300	8,580	89,430	84,270	2,100	3,060	17,250
4 years	73,590	68,700	67,830	36,540	18,030	5,070	4,260	3,390	540	870	4,890	4,620	30	240	660
College: 1 to 3 years	5,250	4,650	4,410	2,520	1,050	210	630	30	...	240	600	570	30	...	60
School years not reported	39,570	35,280	33,450	22,200	7,590	1,110	1,080	1,140	330	1,830	4,290	3,840	240	210	960
Median school years completed	9.8	9.9	10.0	10.2	9.4	10.2	10.3	9.9	10.3	9.5	8.2	8.2	8.1	9.6	8.3
18 and 19 years old	2,149,110	1,909,440	1,887,060	1,006,440	569,190	117,330	77,790	104,730	11,580	22,380	239,670	227,490	6,390	5,790	34,410
No school years completed	16,890	12,390	11,220	4,650	4,650	330	330	1,200	60	1,170	4,500	3,420	990	90	2,130
Elementary: 1 to 4 years	79,320	45,630	43,920	8,880	28,890	1,260	480	4,230	180	1,710	33,690	32,580	840	270	6,240
5 to 7 years	213,870	154,290	152,430	44,790	91,410	4,050	2,310	9,510	360	1,860	59,580	57,810	1,200	570	9,330
8 years	211,050	184,590	182,550	92,340	64,440	9,870	5,190	10,080	630	2,040	26,460	25,560	720	180	5,430
High school: 1 to 3 years	719,970	645,600	639,900	342,900	193,530	38,400	21,900	39,390	3,780	5,700	74,370	71,310	1,590	1,470	4,020
4 years	689,130	660,000	654,300	396,060	135,780	49,890	33,720	33,810	5,040	5,700	29,130	26,190	570	2,370	5,040
College: 1 to 3 years	173,010	166,410	163,530	92,340	39,900	11,910	12,570	5,520	1,290	2,880	6,600	5,760	210	630	630
4 years or more	2,760	2,670	2,580	1,170	630	210	450	90	30	90	90	90	...	...	30
School years not reported	43,110	37,860	36,630	23,310	9,960	1,410	840	900	210	1,230	5,250	4,770	270	210	1,560
Median school years completed	11.2	11.5	11.5	12.0	10.4	12.1	12.2	11.0	12.1	11.0	8.7	8.7	8.0	12.1	7.6
20 and 21 years old	2,154,300	1,922,580	1,894,170	997,890	550,380	124,260	96,930	113,970	10,740	28,410	231,720	216,840	8,160	6,720	50,220
No school years completed	19,950	14,100	12,630	4,980	5,070	690	360	1,500	30	1,470	5,850	3,990	1,740	120	2,970
Elementary: 1 to 4 years	81,330	50,670	47,370	10,470	29,490	1,290	990	5,040	90	3,300	30,660	29,490	960	210	7,800
5 to 7 years	216,120	161,100	158,460	45,420	91,650	5,850	3,480	11,760	300	2,640	55,020	53,100	1,590	330	9,330
8 years	229,230	203,760	200,850	104,850	65,340	10,200	7,620	12,180	660	2,910	25,470	24,120	990	360	4,530
High school: 1 to 3 years	467,970	410,340	406,110	203,580	123,690	26,130	19,500	31,410	1,800	4,230	57,630	55,230	1,440	960	16,950
4 years	684,600	649,590	643,950	380,370	135,750	49,050	36,420	37,860	4,500	5,640	35,010	31,890	990	2,130	5,310
College: 1 to 3 years	369,480	356,190	350,460	205,710	78,480	27,270	24,000	12,150	2,850	5,730	13,290	11,190	120	1,980	1,680
4 years or more	34,020	32,700	31,860	15,450	8,340	2,670	3,870	1,350	180	840	1,320	1,230	...	90	180
School years not reported	51,600	44,130	42,480	27,060	12,570	1,110	690	720	330	1,650	7,470	6,600	330	540	1,470
Median school years completed	12.1	12.2	12.2	12.3	10.9	12.4	12.4	11.5	12.5	11.2	8.8	8.8	7.3	12.5	8.9
22 to 24 years old	3,386,610	3,018,900	2,962,230	1,508,280	869,190	208,860	172,620	185,940	17,340	56,670	367,710	346,950	8,610	12,150	56,370
No school years completed	30,210	21,570	19,110	7,290	7,410	780	510	3,030	90	2,460	8,640	7,350	1,140	150	4,860
Elementary: 1 to 4 years	133,950	80,970	76,020	16,230	47,730	2,250	1,440	8,190	180	4,950	52,980	51,510	690	780	12,690
5 to 7 years	340,560	251,520	245,700	67,410	143,400	8,700	6,840	18,330	1,020	5,820	89,040	86,880	1,500	660	14,130
8 years	380,310	337,470	332,160	163,170	107,730	22,350	15,720	22,140	1,050	5,310	42,840	40,740	1,080	1,020	7,260
High school: 1 to 3 years	803,520	717,480	708,870	348,930	209,040	49,560	40,020	57,690	3,630	8,610	86,040	82,080	1,890	2,070	13,440
4 years	897,840	850,500	837,840	480,360	180,030	68,580	54,180	49,380	5,310	12,660	47,340	42,240	1,380	3,720	7,680
College: 1 to 3 years	509,820	488,310	479,340	275,520	108,870	39,600	32,430	18,960	3,960	8,970	21,510	18,660	360	2,490	2,670
4 years or more	206,640	201,600	196,530	106,470	45,660	15,630	20,190	6,870	1,710	5,070	5,040	4,200	90	750	840
School years not reported	83,760	69,480	66,660	42,900	19,320	1,410	1,290	1,350	390	2,820	14,280	13,290	480	510	2,700
Median school years completed	11.9	12.1	12.1	12.3	10.7	12.3	12.4	11.1	12.5	11.9	8.6	8.5	8.7	12.3	8.0

[1] In 5 Southwestern States.

Table 5.—ETHNIC CHARACTERISTICS: PERSONS 14 YEARS OLD AND OVER, BY YEARS OF SCHOOL COMPLETED, AGE, AND SEX, FOR THE UNITED STATES, BY REGIONS: 1950—Con.

[Based on 3⅓-percent sample. Percent not shown where less than 0.1 or where base is less than 3,000. Median not shown where less than 1.0 or where base is less than 3,000]

Area, age, sex, and years of school completed	Total population	White									Nonwhite				White persons with Spanish surname[1]
			Native white							Foreign-born white					
			Total white	Total native white	Native parentage		Foreign or mixed parentage				Total nonwhite	Negro	Indian	Other races	
					Born in North or West	Born in South	Northern or Western European stock	Central or Eastern European stock	Southern European stock	Other stock					
UNITED STATES--MALE--Con.															
25 to 29 years old	5,900,820	5,291,520	5,139,180	2,528,220	1,491,930	392,010	368,520	332,040	26,460	152,340	609,300	575,760	11,430	22,110	100,020
No school years completed	52,500	36,570	31,110	9,780	14,550	1,290	1,320	4,050	120	5,460	15,930	14,250	960	720	7,920
Elementary: 1 to 4 years	261,150	157,740	147,360	28,140	98,040	4,470	3,690	12,630	390	10,380	103,410	101,340	1,080	990	20,760
5 to 7 years	580,320	428,970	413,610	109,230	242,880	16,410	14,730	29,460	900	15,360	151,350	147,690	1,950	1,710	20,670
8 years	695,160	625,200	606,060	291,240	185,610	44,400	41,550	41,640	1,620	19,140	69,960	66,450	2,010	1,500	11,670
High school: 1 to 3 years	1,260,630	1,139,310	1,114,140	502,860	341,460	81,900	86,790	96,150	4,980	25,170	121,320	115,770	2,640	2,910	17,760
4 years	1,712,400	1,632,780	1,596,390	889,530	323,610	144,270	128,010	101,400	9,570	36,390	79,620	71,370	1,530	6,720	12,090
College: 1 to 3 years	634,830	605,730	589,200	326,070	137,730	51,300	43,710	25,980	4,410	16,530	29,100	25,470	420	3,210	3,570
4 years or more	554,400	539,070	520,800	293,670	115,110	45,000	45,120	17,880	4,020	18,270	15,330	11,910	150	3,270	1,650
School years not reported	149,430	126,150	120,510	77,700	32,940	2,970	3,600	2,850	450	5,640	23,280	21,510	690	1,080	3,930
Median school years completed	12.0	12.1	12.1	12.3	10.7	12.3	12.3	11.4	12.5	11.7	8.3	8.2	8.7	12.4	7.8
30 to 34 years old	5,553,060	5,017,020	4,866,510	2,268,390	1,350,000	469,230	455,550	302,490	20,850	150,510	536,040	510,000	9,990	16,050	72,120
No school years completed	51,690	34,530	30,360	8,400	15,870	1,320	1,110	3,540	120	4,170	17,160	15,750	720	690	6,660
Elementary: 1 to 4 years	265,380	159,660	149,190	28,290	96,750	6,330	5,820	11,610	390	10,470	105,720	103,770	990	960	16,770
5 to 7 years	626,370	482,010	464,160	124,740	243,570	26,550	30,840	36,960	1,500	17,850	144,360	141,540	1,800	1,020	14,700
8 years	802,830	741,480	720,750	329,760	189,000	71,370	75,390	53,190	2,040	20,730	61,350	58,320	1,710	1,320	8,550
High school: 1 to 3 years	1,165,830	1,075,020	1,049,520	444,810	300,150	96,900	116,280	87,210	4,170	25,500	90,810	87,330	1,530	1,950	11,070
4 years	1,537,500	1,476,510	1,441,350	774,150	279,060	164,070	137,040	79,740	7,290	35,160	60,990	54,180	1,770	5,040	7,830
College: 1 to 3 years	481,920	461,940	448,500	238,980	101,760	50,250	40,590	14,670	2,250	13,440	19,980	17,550	540	1,890	2,610
4 years or more	482,460	468,630	450,600	246,390	93,570	48,990	45,840	13,380	2,430	18,030	13,830	11,310	240	2,280	1,200
School years not reported	139,080	117,240	112,080	72,870	30,270	3,450	2,640	2,190	660	5,160	21,840	20,250	690	900	2,730
Median school years completed	11.5	11.9	11.9	12.2	10.1	12.2	11.9	12.5	12.3	11.3	7.8	7.7	8.7	12.3	7.3
35 to 44 years old	10,399,590	9,346,740	8,715,510	3,927,030	2,505,810	1,121,370	701,340	432,630	27,330	631,230	1,052,850	998,820	17,610	36,420	129,360
No school years completed	131,700	82,710	64,710	15,570	35,070	3,300	2,490	8,190	90	18,000	48,990	44,310	1,860	2,820	18,780
Elementary: 1 to 4 years	690,330	416,340	367,560	73,740	239,730	18,090	13,890	21,300	810	48,780	273,990	265,710	2,820	5,460	35,730
5 to 7 years	1,566,660	1,265,250	1,170,480	331,140	561,210	110,730	87,480	77,250	2,670	94,770	301,410	291,210	3,630	6,570	30,120
8 years	2,021,010	1,894,530	1,748,640	804,060	411,300	255,150	160,650	113,250	4,230	145,890	126,480	118,050	3,510	4,920	12,990
High school: 1 to 3 years	2,042,910	1,910,550	1,813,590	800,670	514,860	241,410	152,520	98,580	5,550	96,960	132,360	125,880	2,100	4,380	12,150
4 years	2,041,470	1,965,960	1,853,580	1,000,140	366,090	269,520	141,870	69,150	6,810	112,380	75,510	67,470	2,160	5,880	9,390
College: 1 to 3 years	771,240	742,680	702,990	358,590	169,470	99,930	55,230	17,310	2,460	39,690	28,560	26,430	420	1,710	2,550
4 years or more	840,750	817,320	764,040	397,020	147,390	113,370	79,590	22,980	3,690	53,280	23,430	20,610	360	2,460	2,190
School years not reported	293,520	251,400	229,920	146,100	60,690	9,870	7,620	4,620	1,020	21,480	42,120	39,150	750	2,220	5,460
Median school years completed	9.9	10.4	10.5	11.5	8.9	11.1	10.6	8.9	11.9	9.0	6.8	6.7	8.0	8.5	5.7
45 to 54 years old	8,496,240	7,681,410	6,516,300	3,017,880	1,838,760	1,201,830	292,860	153,360	11,610	1,165,110	814,830	768,660	13,860	32,310	98,970
No school years completed	189,150	124,470	65,400	14,580	39,900	3,780	1,980	5,070	90	59,070	64,680	58,110	1,920	4,650	20,910
Elementary: 1 to 4 years	822,570	559,200	404,340	99,180	234,270	38,250	16,890	15,150	600	154,860	263,370	253,950	3,120	6,300	33,450
5 to 7 years	1,607,910	1,380,780	1,154,790	402,390	453,510	199,590	57,960	39,750	1,590	225,990	227,130	218,550	3,420	5,160	21,630
8 years	2,142,570	2,050,500	1,743,640	860,460	367,230	387,840	83,190	44,790	2,130	304,860	92,070	85,350	2,700	4,020	8,040
High school: 1 to 3 years	1,296,270	1,232,610	1,116,780	529,470	308,670	212,430	42,780	21,570	1,860	115,830	63,660	59,190	1,050	3,420	5,640
4 years	1,109,250	1,071,660	920,370	496,410	183,990	181,200	42,750	13,830	2,190	151,290	37,590	33,690	450	3,450	3,630
College: 1 to 3 years	500,130	483,330	436,380	225,750	109,800	77,700	18,000	4,080	1,050	46,950	16,800	15,090	390	1,320	1,260
4 years or more	561,990	547,320	480,090	262,410	92,610	90,690	26,010	6,750	1,620	67,230	14,670	13,080	120	1,470	840
School years not reported	266,400	231,540	192,510	127,230	48,780	10,350	3,300	2,370	480	39,030	34,860	31,650	690	2,520	3,570
Median school years completed	8.7	8.8	8.9	9.4	8.5	8.9	8.8	8.3	10.9	8.4	5.8	5.8	6.4	7.3	4.2
55 to 64 years old	6,547,320	6,058,020	4,640,820	2,208,870	1,245,630	1,007,250	118,500	51,120	9,450	1,417,200	489,300	461,760	9,540	18,000	55,920
No school years completed	294,030	235,920	72,360	14,970	45,690	4,860	2,520	4,050	270	163,560	58,110	52,620	2,190	3,300	15,630
Elementary: 1 to 4 years	899,670	720,420	438,300	135,360	208,200	69,840	14,850	9,510	540	282,120	179,250	173,460	2,190	3,600	18,090
5 to 7 years	1,361,550	1,243,110	963,450	365,130	335,640	220,530	27,420	13,290	1,440	279,660	118,440	114,060	1,890	2,490	10,290
8 years	1,708,020	1,660,230	1,321,230	691,350	238,950	342,900	34,230	12,510	1,290	339,000	47,790	44,130	1,350	2,310	4,290
High school: 1 to 3 years	743,820	715,260	625,650	316,170	153,210	136,830	12,210	4,920	2,310	89,610	28,560	26,400	690	1,470	1,950
4 years	672,060	653,010	529,200	292,860	104,160	115,020	12,390	3,480	1,290	123,810	19,090	16,560	450	2,040	1,890
College: 1 to 3 years	302,910	294,120	261,630	137,670	66,480	50,400	5,370	1,140	570	32,490	8,790	8,160	90	540	600
4 years or more	337,470	329,670	281,220	156,690	56,880	56,820	8,160	1,620	1,050	48,450	7,800	6,930	120	750	630
School years not reported	227,790	206,280	147,780	98,670	36,420	10,050	1,350	600	690	58,500	21,510	19,440	570	1,500	2,550
Median school years completed	8.4	8.4	8.6	8.8	8.1	8.6	8.4	7.6	10.1	7.5	4.9	4.9	5.2	6.6	3.4
65 to 74 years old	3,995,880	3,678,180	2,719,530	1,317,330	765,630	586,680	31,020	15,570	3,300	958,650	317,700	299,670	5,910	12,120	29,820
No school years completed	266,040	206,220	70,620	18,810	42,330	6,090	930	2,370	90	135,600	59,820	56,130	1,800	1,890	11,160
Elementary: 1 to 4 years	693,210	563,700	375,060	125,970	169,080	69,060	6,960	3,720	270	188,640	129,510	126,000	1,500	2,010	9,510
5 to 7 years	878,310	817,650	623,910	256,890	214,500	141,210	7,320	3,390	600	193,740	60,660	57,420	990	2,250	4,200
8 years	1,028,490	1,004,040	773,130	420,810	139,710	199,980	8,400	3,450	780	230,910	24,450	21,720	600	2,130	1,530
High school: 1 to 3 years	348,720	335,280	282,360	149,250	68,340	60,660	2,370	1,050	690	52,920	13,440	12,270	240	930	930
4 years	321,840	312,690	244,560	140,610	48,780	52,110	1,980	750	330	68,130	9,150	7,290	180	1,680	690
College: 1 to 3 years	141,060	137,340	119,850	63,690	31,110	23,790	870	240	150	17,490	3,720	3,540	30	150	330
4 years or more	165,030	160,440	132,090	74,040	29,130	26,790	1,500	330	300	28,350	4,590	4,260	60	270	390
School years not reported	153,180	140,820	97,950	67,260	22,650	6,990	690	270	90	42,870	12,360	11,040	510	810	1,080
Median school years completed	8.1	8.2	8.3	8.5	7.2	8.4	8.0	6.4	8.8	7.1	3.9	3.8	3.4	7.3	2.4
75 years old and over	1,734,210	1,612,950	1,213,590	610,050	316,020	275,310	6,390	4,350	1,470	399,360	121,260	114,600	3,420	3,240	10,680
No school years completed	135,840	99,840	46,350	14,220	25,050	5,700	390	960	30	53,490	36,000	33,870	1,470	660	4,560
Elementary: 1 to 4 years	320,460	273,690	200,910	73,920	78,960	45,330	1,650	870	180	72,780	46,770	45,060	1,050	660	3,150
5 to 7 years	382,380	364,860	285,570	130,170	85,710	67,320	1,230	840	300	79,290	17,520	16,560	420	540	990
8 years	449,550	442,740	337,320	189,660	53,820	91,050	1,440	930	420	105,420	6,810	6,180	90	540	570
High school: 1 to 3 years	116,220	112,320	92,970	49,260	20,910	21,750	600	240	210	19,350	3,900	3,600	120	180	210
4 years	116,610	113,970	88,860	53,400	16,620	18,000	660	120	60	25,110	2,640	2,250	60	330	150
College: 1 to 3 years	56,340	54,900	48,510	27,000	12,240	9,090	60	90	30	6,390	1,440	1,350	30	60	90
4 years or more	66,000	64,860	54,000	32,190	10,650	10,770	180	90	120	10,860	1,140	1,140	...	...	60
School years not reported	90,810	85,770	59,100	40,230	12,060	6,300	180	210	120	26,670	5,040	4,590	180	270	900
Median school years completed	7.9	8.1	8.1	8.4	6.7	8.2	7.6	5.9	...	7.3	2.9	2.9	1.6	5.9	1.4

[1] In 5 Southwestern States.

Table 5.—ETHNIC CHARACTERISTICS: PERSONS 14 YEARS OLD AND OVER, BY YEARS OF SCHOOL COMPLETED, AGE, AND SEX, FOR THE UNITED STATES, BY REGIONS: 1950—Con.

[Based on 3⅓-percent sample. Percent not shown where less than 0.1 or where base is less than 3,000. Median not shown where less than 1.0 or where base is less than 3,000]

Area, age, sex, and years of school completed	Total population	White								Nonwhite				White persons with Spanish surname[1]
			Native white											
				Native parentage		Foreign or mixed parentage								
		Total white	Total native white	Born in North or West	Born in South	Northern or Western European stock	Central or Eastern European stock	Southern European stock	Other stock	Foreign-born white	Total nonwhite	Negro	Indian	Other races	
UNITED STATES—FEMALE														
Total, 14 years and over	57,093,690	51,400,860	46,494,300	22,360,200	13,224,930	6,361,770	2,493,960	1,897,050	156,390	4,906,560	5,692,830	5,489,580	102,210	101,040	700,080
Total, 14 to 24 years old	12,236,580	10,746,840	10,577,010	5,589,780	3,226,290	664,590	466,290	576,840	53,220	169,830	1,489,740	1,421,820	35,250	32,670	243,030
Total, 25 years and over	44,857,110	40,654,020	35,917,290	16,770,420	9,998,640	5,697,180	2,027,670	1,320,210	103,170	4,736,730	4,203,090	4,067,760	66,960	68,370	457,050
No school years completed	1,091,250	856,980	354,030	99,990	181,410	22,950	13,560	35,130	990	502,950	234,270	215,040	13,410	5,820	86,040
Elementary: 1 to 4 years	3,325,740	2,386,530	1,672,110	443,370	843,240	228,300	73,380	80,340	3,480	714,420	939,210	922,950	9,720	6,540	120,540
5 to 7 years	6,946,740	5,738,970	4,855,800	1,492,320	2,084,670	797,760	248,670	223,080	9,300	883,170	1,207,770	1,186,050	13,890	7,830	97,200
8 years	8,876,820	8,366,790	7,215,120	3,414,420	1,586,850	1,478,640	427,740	294,120	13,350	1,151,670	510,030	492,780	9,630	7,620	45,210
High school: 1 to 3 years	7,842,960	7,240,230	6,791,490	3,041,340	2,009,160	998,220	421,560	301,260	19,950	448,740	602,730	586,590	9,630	6,510	45,720
4 years	10,114,140	9,743,670	9,127,020	4,967,550	1,824,030	1,385,190	607,050	306,960	36,240	616,650	370,470	342,450	5,730	22,290	38,370
College: 1 to 3 years	3,358,320	3,230,730	3,081,180	1,670,190	786,810	450,270	124,650	39,960	9,300	149,550	127,590	120,900	1,680	5,010	8,100
4 years or more	2,263,530	2,166,600	2,051,520	1,145,850	492,030	284,190	93,360	28,650	7,440	115,080	96,930	91,800	720	4,410	4,950
School years not reported	1,037,610	923,520	769,020	495,390	190,440	51,660	17,700	10,710	3,120	154,500	114,090	109,200	2,550	2,340	10,920
Median school years completed	9.6	10.0	10.5	11.7	9.3	9.9	10.7	9.2	12.1	8.2	7.2	7.1	7.0	11.4	5.5
Percent	100.0	100.0	100.0	100.0	100.0	100.0	100.0	100.0	100.0	100.0	100.0	100.0	100.0	100.0	100.0
No school years completed	2.4	2.1	1.0	0.6	1.8	0.4	0.7	2.7	1.0	10.6	5.6	5.3	20.0	8.5	18.8
Elementary: 1 to 4 years	7.4	5.9	4.7	2.6	8.4	4.0	3.6	6.1	3.4	15.1	22.3	22.7	14.5	9.6	26.3
5 to 7 years	15.5	14.1	13.5	8.9	20.8	14.0	12.3	16.9	9.0	18.6	28.7	29.2	20.7	11.5	21.3
8 years	19.8	20.6	20.1	20.4	15.9	26.0	21.1	22.3	12.9	24.3	12.1	12.1	14.4	11.1	9.9
High school: 1 to 3 years	17.5	17.8	18.9	18.1	20.1	17.5	20.8	22.8	19.3	9.5	14.3	14.4	14.4	9.5	10.0
4 years	22.5	24.0	25.4	29.6	18.2	24.3	29.9	23.3	35.1	13.0	8.8	8.4	8.6	32.6	8.4
College: 1 to 3 years	7.5	7.9	8.6	10.0	7.9	7.9	6.1	3.0	9.0	3.2	3.0	3.0	2.5	7.3	1.8
4 years or more	5.0	5.3	5.7	6.8	4.9	5.0	4.6	2.2	7.2	2.4	2.3	2.3	1.1	6.5	1.1
School years not reported	2.3	2.3	2.1	3.0	1.9	0.9	0.9	0.8	3.0	3.3	2.7	2.7	3.8	3.4	2.4
14 and 15 years old	2,091,870	1,825,830	1,813,020	1,009,110	574,020	94,560	51,930	75,360	8,040	12,810	266,040	253,800	7,800	4,440	45,630
No school years completed	19,290	15,630	15,330	7,560	5,280	960	450	1,020	60	300	3,660	3,030	600	30	1,200
Elementary: 1 to 4 years	71,910	43,950	42,690	13,110	23,100	1,020	810	4,470	180	1,260	27,960	26,820	810	330	7,410
5 to 7 years	630,930	509,460	505,050	238,230	215,190	17,820	8,400	23,430	1,980	4,410	121,470	116,700	3,600	1,170	22,830
8 years	716,250	656,790	653,670	385,650	189,000	36,180	18,390	22,020	2,430	3,120	59,460	56,910	1,500	1,050	8,850
High school: 1 to 3 years	615,420	566,880	563,670	343,830	133,200	37,230	23,100	23,130	3,180	3,210	48,540	46,140	690	1,710	4,440
4 years	3,720	3,270	3,180	1,650	810	270	210	240	...	90	450	450	...	...	30
School years not reported	34,350	29,850	29,430	19,080	7,440	1,080	570	1,050	210	420	4,500	3,750	600	150	870
Median school years completed	8.4	8.5	8.5	8.6	8.2	8.7	8.9	8.4	8.7	8.1	7.4	7.4	6.8	8.6	6.8
16 and 17 years old	2,070,480	1,806,120	1,790,370	965,100	563,550	103,620	61,440	88,470	8,190	15,750	264,360	252,540	7,500	4,320	44,610
No school years completed	14,850	11,580	11,040	4,680	4,230	720	360	1,020	30	540	3,270	2,160	990	120	1,470
Elementary: 1 to 4 years	51,600	34,710	33,180	11,460	15,720	1,350	690	3,810	150	1,530	16,890	16,140	750	...	5,850
5 to 7 years	183,030	122,070	120,120	33,600	72,480	3,300	1,680	8,880	180	1,950	60,960	59,040	1,530	390	11,340
8 years	207,450	166,620	164,700	74,100	71,310	6,510	3,420	8,850	510	1,920	40,830	39,030	1,500	300	6,660
High school: 1 to 3 years	1,464,090	1,337,280	1,329,090	768,810	360,990	84,090	49,140	59,880	6,180	8,190	126,810	121,530	2,130	3,150	17,670
4 years	111,750	101,700	100,500	54,000	29,520	6,300	5,010	4,860	810	1,200	10,050	9,570	210	270	1,080
College: 1 to 3 years	7,500	6,240	6,030	3,000	1,800	330	540	300	60	210	1,260	1,230	30	...	90
School years not reported	30,210	25,920	25,710	15,450	7,500	1,020	600	870	270	210	4,290	3,840	360	90	450
Median school years completed	10.2	10.2	10.2	10.4	9.9	10.4	10.5	10.1	10.5	9.7	9.2	9.2	8.2	10.2	8.5
18 and 19 years old	2,208,300	1,946,400	1,925,040	1,032,420	579,930	120,930	77,760	104,130	9,870	21,360	261,900	249,810	6,090	6,000	44,910
No school years completed	13,950	10,620	9,930	4,290	3,870	450	360	960	...	690	3,330	2,340	810	180	1,680
Elementary: 1 to 4 years	48,570	32,220	30,990	9,570	16,050	900	720	3,510	240	1,230	16,350	15,480	630	240	5,760
5 to 7 years	151,590	100,680	98,460	25,980	61,110	2,130	1,050	7,890	300	2,220	50,910	49,800	840	270	9,090
8 years	170,790	141,570	139,380	63,570	57,630	6,330	2,880	8,550	420	2,190	29,220	28,140	840	240	5,820
High school: 1 to 3 years	695,040	597,420	591,690	300,450	202,260	33,210	18,180	35,190	2,400	5,730	97,620	94,410	2,100	1,110	14,550
4 years	885,330	839,490	832,770	497,010	181,890	64,170	42,690	42,180	4,830	6,720	45,840	42,390	510	2,940	6,690
College: 1 to 3 years	200,880	187,740	185,640	109,260	47,130	12,120	10,590	5,100	1,440	2,100	13,140	12,330	60	750	720
4 years or more	4,590	4,200	4,170	2,100	1,140	270	450	150	60	30	390	330	...	60	60
School years not reported	37,560	32,460	32,010	20,190	8,850	1,350	840	600	180	450	5,100	4,590	300	210	540
Median school years completed	12.0	12.1	12.1	12.2	11.2	12.3	12.4	11.6	12.3	11.2	9.9	9.9	8.7	12.3	9.0
20 and 21 years old	2,277,150	2,007,090	1,971,240	1,028,130	586,140	131,700	94,830	119,010	11,430	35,850	270,060	256,890	6,240	6,930	43,770
No school years completed	17,010	12,360	11,490	4,920	4,020	540	300	1,650	60	870	4,650	3,600	900	150	2,400
Elementary: 1 to 4 years	53,340	33,240	31,770	8,610	16,710	900	870	4,500	180	1,470	20,100	19,200	570	330	5,490
5 to 7 years	165,570	112,620	109,020	26,460	68,070	2,880	1,800	9,540	270	3,600	52,950	51,270	1,080	600	10,380
8 years	190,620	159,330	154,560	73,020	57,000	8,190	5,430	10,380	540	4,770	31,290	29,850	840	600	5,730
High school: 1 to 3 years	505,650	429,390	423,570	197,520	152,400	24,930	16,530	30,270	1,920	5,820	76,260	74,310	1,260	690	9,600
4 years	913,650	858,900	846,750	482,580	189,780	67,200	50,280	51,480	5,430	12,150	54,750	51,510	990	2,250	7,860
College: 1 to 3 years	344,190	322,860	318,000	191,880	76,260	22,860	15,690	8,970	2,340	4,860	21,330	19,350	270	1,710	1,350
4 years or more	44,250	41,490	40,410	20,820	11,910	3,030	3,150	1,170	330	1,080	2,760	2,640	...	120	90
School years not reported	42,870	36,900	35,670	22,320	9,990	1,170	780	1,050	360	1,230	5,970	5,160	330	480	870
Median school years completed	12.2	12.3	12.3	12.4	11.8	12.4	12.4	12.1	12.5	12.1	9.9	9.9	8.5	12.4	8.6
22 to 24 years old	3,588,780	3,161,400	3,077,340	1,555,020	922,650	213,780	180,330	189,870	15,690	84,060	427,380	408,780	7,620	10,980	64,110
No school years completed	27,210	20,550	18,330	6,810	7,740	810	330	2,580	60	2,220	6,660	5,130	1,050	480	4,320
Elementary: 1 to 4 years	97,320	58,920	55,020	13,230	31,140	1,740	1,650	7,080	180	3,900	38,400	37,320	510	570	10,440
5 to 7 years	278,520	184,290	177,840	44,040	111,420	4,530	3,660	13,830	360	6,450	94,230	92,010	1,440	780	13,590
8 years	322,290	273,840	262,620	121,470	94,680	14,130	12,750	18,630	960	11,220	48,450	47,040	930	480	7,290
High school: 1 to 3 years	821,340	709,860	694,140	312,270	242,160	42,870	38,580	55,620	2,640	15,720	111,480	108,270	1,770	1,440	13,770
4 years	1,395,000	1,313,730	1,285,170	714,990	292,170	107,010	87,750	75,720	7,530	28,560	81,270	75,630	1,410	4,230	11,010
College: 1 to 3 years	358,230	333,570	324,390	188,010	79,350	26,640	19,140	9,300	1,950	9,180	24,660	22,770	240	1,650	1,830
4 years or more	220,680	208,020	203,400	118,470	48,000	14,460	15,210	5,520	1,740	4,620	12,660	11,700	30	930	630
School years not reported	68,190	58,620	56,430	35,730	15,990	1,590	1,260	1,590	270	2,190	9,570	8,910	240	420	1,230
Median school years completed	12.2	12.2	12.2	12.4	11.6	12.4	12.4	11.8	12.5	12.0	9.6	9.5	8.7	12.4	8.4

[1] In 5 Southwestern States.

Table 5.—ETHNIC CHARACTERISTICS: PERSONS 14 YEARS OLD AND OVER, BY YEARS OF SCHOOL COMPLETED, AGE, AND SEX, FOR THE UNITED STATES, BY REGIONS: 1950—Con.

[Based on 3⅓-percent sample. Percent not shown where less than 0.1 or where base is less than 3,000. Median not shown where less than 1.0 or where base is less than 3,000]

Area, age, sex, and years of school completed	Total population	White								Nonwhite				White persons with Spanish surname[1]
			Native white						Foreign-born white					
				Native parentage		Foreign or mixed parentage								
		Total white	Total native white	Born in North or West	Born in South	Northern or Western European stock	Central or Eastern European stock	Southern European stock	Other stock		Total nonwhite	Negro	Indian	Other races	
UNITED STATES--FEMALE--Con.														
25 to 29 years old	6,284,160	5,581,950	5,383,320	2,636,790	1,565,970	416,700	390,690	344,610	28,560	198,630	702,210	671,730	11,130	19,350	93,780
No school years completed	48,210	36,120	32,460	11,760	13,710	990	1,170	4,740	90	3,660	12,090	10,170	1,290	630	7,560
Elementary: 1 to 4 years	196,080	117,270	109,830	23,790	64,770	3,390	3,480	14,040	360	7,440	78,810	77,010	780	1,020	18,750
5 to 7 years	549,840	375,990	357,780	82,530	224,370	11,190	13,320	25,410	960	18,210	173,850	170,550	2,100	1,200	20,820
8 years	636,750	555,240	529,500	238,950	169,410	34,770	41,370	43,200	1,800	25,740	81,510	78,900	1,560	1,050	10,050
High school: 1 to 3 years	1,349,460	1,186,290	1,151,850	490,470	390,150	77,700	89,580	98,970	4,980	34,440	163,170	158,670	2,850	1,650	16,110
4 years	2,433,150	2,314,980	2,243,910	1,231,470	465,720	212,790	184,830	134,220	14,880	71,070	118,170	107,280	1,710	9,180	15,390
College: 1 to 3 years	590,400	556,410	536,580	306,990	135,990	46,170	31,470	13,260	2,700	19,830	33,990	31,050	450	2,490	2,370
4 years or more	365,550	343,020	330,120	193,260	77,430	26,190	22,530	8,520	2,190	12,900	22,530	20,700	120	1,710	840
School years not reported	114,720	96,630	91,290	57,570	24,420	3,510	2,940	2,250	600	5,340	18,090	17,400	270	420	1,890
Median school years completed	12.1	12.2	12.2	12.4	11.3	12.4	12.2	11.5	12.4	12.1	8.9	8.9	8.8	12.4	7.8
30 to 34 years old	5,887,740	5,275,590	5,101,980	2,357,790	1,432,290	504,990	468,900	317,340	20,670	173,610	612,150	590,340	10,110	11,700	71,280
No school years completed	62,040	50,820	46,080	13,560	20,700	2,370	2,910	6,390	150	4,740	11,220	9,480	1,230	510	6,630
Elementary: 1 to 4 years	209,700	125,820	117,120	25,920	68,610	4,500	5,160	12,540	390	8,700	83,880	82,350	1,050	480	15,810
5 to 7 years	628,080	454,050	437,340	100,170	241,440	22,410	32,100	39,780	1,440	16,710	174,030	170,550	2,280	1,200	17,940
8 years	788,130	707,250	681,510	285,510	182,040	62,640	85,980	63,390	1,950	25,740	80,880	78,930	1,350	600	8,940
High school: 1 to 3 years	1,274,370	1,151,280	1,117,950	461,430	340,470	103,860	118,920	88,650	4,620	33,330	123,090	119,700	2,040	1,350	9,810
4 years	1,977,270	1,897,110	1,842,000	988,380	366,420	223,140	167,490	88,200	8,370	55,110	80,160	73,650	1,410	5,100	8,520
College: 1 to 3 years	490,950	467,190	452,550	251,190	109,950	50,040	29,670	9,780	1,920	14,640	23,760	22,530	180	1,020	1,620
4 years or more	348,750	329,670	319,110	175,650	79,740	32,850	23,070	6,450	1,350	10,560	19,080	17,850	210	1,050	780
School years not reported	108,450	92,400	88,320	55,980	22,920	3,180	3,600	2,160	480	4,080	16,050	15,300	360	390	1,230
Median school years completed	11.8	12.1	12.1	12.3	10.7	12.2	11.7	10.2	12.2	11.6	8.4	8.3	8.2	12.3	7.1
35 to 44 years old	10,847,280	9,702,270	9,014,490	4,044,660	2,591,280	1,207,440	710,790	432,180	28,140	687,780	1,145,010	1,113,780	17,250	13,980	120,720
No school years completed	113,160	79,410	57,840	16,200	26,910	2,940	2,820	8,640	330	21,570	33,750	30,120	2,490	1,140	18,150
Elementary: 1 to 4 years	551,460	332,670	273,210	60,750	156,210	16,710	15,930	22,860	750	59,460	218,790	215,040	2,040	1,710	33,840
5 to 7 years	1,542,840	1,177,440	1,063,740	268,650	503,520	94,050	99,810	94,590	3,120	113,700	365,400	360,390	3,210	1,800	28,440
8 years	1,964,520	1,804,410	1,639,980	698,010	402,930	238,380	170,280	126,270	4,110	164,430	160,110	154,950	3,630	1,530	13,080
High school: 1 to 3 years	2,212,620	2,034,960	1,921,110	827,970	583,470	262,680	152,670	88,350	5,970	113,850	177,660	173,100	2,910	1,650	12,870
4 years	2,638,140	2,541,900	2,406,480	1,277,430	494,790	376,620	183,930	65,400	8,310	135,420	96,240	90,600	1,590	4,050	8,250
College: 1 to 3 years	947,130	911,670	875,310	461,550	226,230	126,690	45,690	12,420	2,730	36,360	35,460	33,990	660	810	2,310
4 years or more	660,060	631,110	604,500	326,040	151,290	81,180	33,900	10,020	2,070	26,610	28,950	27,750	270	930	1,440
School years not reported	217,350	188,700	172,320	108,060	45,930	8,190	5,760	3,630	750	16,380	28,650	27,840	450	360	2,340
Median school years completed	10.5	11.0	11.2	12.1	9.9	11.8	10.3	8.7	11.7	8.9	7.5	7.5	8.2	10.1	5.8
45 to 54 years old	8,688,390	7,865,670	6,747,390	3,110,160	1,883,940	1,295,880	291,150	153,300	12,960	1,118,280	822,720	799,380	11,520	11,820	83,160
No school years completed	192,420	145,110	61,530	16,410	32,160	3,150	2,220	7,410	180	83,580	47,310	43,500	2,340	1,470	20,490
Elementary: 1 to 4 years	712,650	490,170	320,400	78,150	168,240	34,740	20,520	17,850	900	169,770	222,480	218,970	2,250	1,260	26,970
5 to 7 years	1,558,230	1,294,320	1,068,600	330,360	443,460	186,960	62,790	43,320	1,710	225,720	263,910	258,870	3,240	1,800	17,580
8 years	2,016,750	1,915,140	1,628,310	777,900	349,140	371,760	82,170	44,640	2,700	286,830	101,610	97,950	1,410	2,250	7,170
High school: 1 to 3 years	1,424,730	1,339,140	1,229,400	566,130	354,870	243,570	43,740	18,720	2,370	109,740	85,590	83,340	990	1,260	3,750
4 years	1,472,700	1,429,170	1,280,790	695,160	247,740	268,230	53,370	13,830	2,460	148,380	43,530	40,680	420	2,430	3,180
College: 1 to 3 years	659,490	639,960	603,450	320,490	156,720	108,510	13,470	3,270	990	36,510	19,530	18,870	210	450	990
4 years or more	453,300	437,940	409,770	231,180	95,850	68,850	10,050	2,760	1,080	28,170	15,360	14,910	60	390	900
School years not reported	198,120	174,720	145,140	94,380	35,760	10,110	2,820	1,500	570	29,580	23,400	22,290	600	510	2,130
Median school years completed	8.9	9.0	9.5	10.6	8.8	9.6	8.7	8.2	9.9	8.2	6.5	6.5	5.8	8.5	4.0
55 to 64 years old	6,635,460	6,177,120	4,958,340	2,345,430	1,297,410	1,132,710	122,760	52,110	7,920	1,218,780	458,340	442,830	7,890	7,620	50,040
No school years completed	290,250	249,390	61,560	15,930	33,690	4,500	2,520	4,830	90	187,830	40,860	37,920	1,890	1,050	16,530
Elementary: 1 to 4 years	755,460	600,810	363,420	101,130	172,590	61,410	18,930	8,580	780	237,390	154,650	151,500	1,860	1,290	15,450
5 to 7 years	1,320,120	1,189,590	951,960	335,400	336,060	233,850	30,000	15,210	1,440	237,630	130,530	127,140	2,040	1,350	7,680
8 years	1,703,220	1,652,550	1,363,260	685,260	253,830	373,620	35,940	13,080	1,530	289,290	50,670	48,330	960	1,380	4,020
High school: 1 to 3 years	904,020	871,170	790,620	396,870	197,850	176,520	13,410	4,890	1,080	80,550	32,850	31,980	390	480	1,860
4 years	860,520	841,410	733,860	418,920	134,850	161,370	13,770	3,540	1,410	107,550	19,110	17,610	270	1,230	1,890
College: 1 to 3 years	386,610	377,070	354,900	189,990	91,080	68,610	3,690	870	660	22,170	9,540	9,240	120	180	360
4 years or more	251,340	244,470	225,690	128,790	50,190	42,690	2,970	570	480	18,780	6,870	6,570	30	270	570
School years not reported	163,920	150,660	113,070	73,140	27,270	10,140	1,530	540	450	37,590	13,260	12,540	330	390	1,680
Median school years completed	8.5	8.6	8.8	9.0	8.4	8.7	8.3	7.4	8.9	7.1	5.6	5.6	5.0	7.8	3.0
65 to 74 years old	4,395,480	4,060,380	3,158,970	1,502,250	852,480	749,580	35,160	16,110	3,390	901,410	335,100	326,160	6,030	2,910	26,190
No school years completed	254,280	199,080	55,500	14,550	33,150	4,230	1,350	2,100	120	143,580	55,200	52,110	2,370	720	10,410
Elementary: 1 to 4 years	604,830	473,670	313,080	95,100	143,310	63,840	7,200	3,480	150	160,590	131,160	129,270	1,380	510	7,680
5 to 7 years	907,440	828,870	646,500	240,240	233,310	159,870	8,850	3,840	390	182,370	78,570	77,400	810	360	3,510
8 years	1,163,910	1,136,910	905,670	472,470	161,520	258,210	9,810	2,790	870	231,240	27,000	25,740	540	720	1,260
High school: 1 to 3 years	495,120	478,680	423,720	216,750	105,330	96,600	2,850	1,380	810	54,960	16,440	15,990	390	60	960
4 years	505,770	495,930	428,220	243,180	81,750	98,310	3,030	1,470	480	67,710	9,840	9,390	240	210	780
College: 1 to 3 years	200,940	197,190	182,820	97,830	47,910	36,060	510	270	240	14,370	3,750	3,660	60	30	330
4 years or more	131,340	128,160	115,410	63,690	26,310	24,270	720	240	180	12,750	3,180	3,090	...	90	270
School years not reported	131,850	121,890	88,050	58,440	19,890	8,190	840	540	150	33,840	9,960	9,510	240	210	990
Median school years completed	8.3	8.4	8.6	8.8	8.0	8.6	7.9	6.7	9.3	7.1	4.3	4.3	2.5	...	2.1
75 years old and over	2,118,600	1,991,040	1,552,800	773,340	375,270	389,880	8,220	4,560	1,530	438,240	127,560	123,540	3,030	990	11,880
No school years completed	130,890	97,050	39,060	11,580	21,090	4,770	570	1,020	30	57,990	33,840	31,740	1,800	300	6,270
Elementary: 1 to 4 years	295,560	246,120	175,050	58,530	69,510	43,710	2,160	990	150	71,070	49,440	48,810	360	270	2,040
5 to 7 years	440,190	418,710	329,880	134,970	102,510	89,430	1,800	930	240	88,830	21,480	21,150	210	120	1,230
8 years	603,540	595,290	466,890	256,320	67,980	139,260	2,190	750	390	128,400	8,250	7,980	180	90	690
High school: 1 to 3 years	182,640	178,710	156,840	81,720	37,020	37,290	390	300	120	21,870	3,930	3,810	60	60	360
4 years	226,590	223,170	191,760	113,010	32,760	44,730	630	300	330	31,410	3,420	3,240	90	90	360
College: 1 to 3 years	82,800	81,240	75,570	42,150	18,930	14,190	150	90	60	5,670	1,560	1,560	...	...	120
4 years or more	53,190	52,230	46,920	27,240	11,220	8,160	120	90	90	5,310	960	930	30	...	150
School years not reported	103,200	98,520	70,830	47,820	14,250	8,340	210	90	120	27,690	4,680	4,320	300	60	660
Median school years completed	8.2	8.3	8.4	8.6	7.6	8.4	7.1	5.7	...	7.6	3.2	3.3	...	...	...

[1] In 5 Southwestern States.

Table 5.—ETHNIC CHARACTERISTICS: PERSONS 14 YEARS OLD AND OVER, BY YEARS OF SCHOOL COMPLETED, AGE, AND SEX, FOR THE UNITED STATES, BY REGIONS: 1950—Con.

[Based on 3⅓-percent sample. Percent not shown where less than 0.1 or where base is less than 3,000. Median not shown where less than 1.0 or where base is less than 3,000]

Area, age, sex, and years of school completed	Total population	White								Nonwhite				White persons with Spanish surname[1]
			Native white											
				Native parentage		Foreign or mixed parentage								
		Total white	Total native white	Born in North or West	Born in South	Northern or Western European stock	Central or Eastern European stock	Southern European stock	Other stock	Foreign-born white	Total nonwhite	Negro	Indian	Other races	
NORTH AND WEST--MALE														
Total, 14 years and over	38,218,740	36,243,840	31,590,900	20,248,140	1,936,950	5,345,280	2,288,310	1,640,790	131,430	4,652,940	1,974,900	1,732,440	85,800	156,660	421,050
Total, 14 to 24 years old	7,806,780	7,376,040	7,259,940	5,301,270	371,670	611,850	437,670	489,780	47,700	116,100	430,740	371,550	30,030	29,160	133,680
Total, 25 years and over	30,411,960	28,867,800	24,330,960	14,946,870	1,565,280	4,733,430	1,850,640	1,151,010	83,730	4,536,840	1,544,160	1,360,890	55,770	127,500	287,370
No school years completed	615,090	548,760	155,670	89,100	17,850	24,180	9,900	14,010	630	393,090	66,330	43,860	9,480	12,990	31,500
Elementary: 1 to 4 years	1,912,140	1,671,120	966,780	521,160	111,480	228,630	57,150	46,170	2,190	704,340	241,020	214,170	9,150	17,700	63,150
5 to 7 years	4,204,080	3,846,660	2,996,610	1,625,580	258,390	726,480	209,340	170,610	6,210	850,050	357,420	329,160	11,070	17,190	62,370
8 years	7,173,120	6,932,100	5,804,820	3,455,130	357,390	1,337,460	388,230	255,540	11,070	1,127,280	241,020	216,060	9,240	15,720	38,100
High school: 1 to 3 years	5,083,350	4,827,990	4,430,670	2,651,640	277,260	800,910	393,540	290,220	17,100	397,320	255,360	235,590	6,480	13,290	36,400
4 years	6,029,580	5,836,320	5,322,990	3,445,230	278,160	886,380	438,300	251,040	23,880	513,330	193,260	163,950	5,100	24,210	27,840
College: 1 to 3 years	2,148,240	2,083,800	1,926,690	1,258,860	118,470	332,100	151,020	56,910	9,330	157,110	64,440	54,990	1,140	8,310	8,550
4 years or more	2,289,930	2,248,530	2,029,620	1,308,540	110,040	355,410	188,430	56,490	10,710	218,910	41,400	31,080	780	9,540	5,220
School years not reported	956,430	872,520	697,110	591,630	36,240	41,880	14,730	10,020	2,610	175,410	83,910	72,030	3,330	8,550	12,240
Median school years completed	9.5	9.6	10.3	10.7	9.2	9.1	10.9	9.9	12.1	8.2	8.3	8.3	7.1	8.7	7.1
Percent	100.0	100.0	100.0	100.0	100.0	100.0	100.0	100.0	100.0	100.0	100.0	100.0	100.0	100.0	100.0
No school years completed	2.0	1.9	0.6	0.6	1.1	0.5	0.5	1.2	0.8	8.7	4.3	3.2	17.0	10.2	11.0
Elementary: 1 to 4 years	6.3	5.8	4.0	3.5	7.1	4.8	3.1	4.0	2.6	15.5	15.6	15.7	16.4	13.9	22.0
5 to 7 years	13.8	13.3	12.3	10.9	16.5	15.3	11.3	14.8	7.4	18.7	23.1	24.2	19.8	13.5	21.7
8 years	23.6	24.0	23.9	23.1	22.8	28.3	21.0	22.2	13.2	24.8	15.6	15.9	16.6	12.3	13.3
High school: 1 to 3 years	16.7	16.7	18.2	17.7	17.7	16.9	21.3	25.2	20.4	8.8	16.5	17.3	11.6	10.4	13.4
4 years	19.8	20.2	21.9	23.0	17.8	18.7	23.7	21.8	28.5	11.3	12.5	12.0	9.1	19.0	9.7
College: 1 to 3 years	7.1	7.2	7.9	8.4	7.6	7.0	8.2	4.9	11.1	3.5	4.2	4.0	2.0	6.5	3.0
4 years or more	7.5	7.8	8.3	8.8	7.0	7.5	10.2	4.9	12.8	4.8	2.7	2.3	1.4	7.5	1.8
School years not reported	3.1	3.0	2.9	4.0	2.3	0.9	0.8	0.9	3.1	3.9	5.4	5.3	6.0	6.7	4.3
14 and 15 years old	1,383,000	1,313,250	1,299,570	1,037,220	45,240	93,870	52,440	63,900	6,900	13,680	69,750	59,820	6,120	3,810	25,380
No school years completed	15,420	13,890	13,500	10,680	300	1,140	600	630	150	390	1,530	900	540	90	360
Elementary: 1 to 4 years	28,620	24,810	24,240	17,220	1,890	1,860	1,080	2,100	90	570	3,810	2,670	900	240	1,890
5 to 7 years	451,440	422,550	418,290	334,770	19,230	27,630	11,340	23,520	1,800	4,260	28,890	24,930	2,910	1,050	13,830
8 years	473,700	454,050	451,470	365,040	15,000	31,980	17,670	19,590	2,190	2,580	19,650	17,790	720	1,140	5,640
High school: 1 to 3 years	374,820	361,800	359,130	281,310	8,250	29,490	20,700	17,070	2,310	2,670	13,020	11,430	630	960	3,030
4 years	2,670	2,460	2,460	1,830	30	270	150	150	30	...	210	210	...	...	...
School years not reported	36,330	33,690	30,480	26,370	540	1,500	900	840	330	3,210	2,640	1,890	420	330	630
Median school years completed	8.4	8.4	8.4	8.4	8.1	8.5	8.7	8.3	8.6	8.0	7.9	8.0	6.5	8.3	7.2
16 and 17 years old	1,350,960	1,280,280	1,265,400	971,370	49,350	100,110	60,540	76,860	7,170	14,880	70,680	60,900	5,370	4,410	25,290
No school years completed	9,480	8,490	8,340	6,270	420	360	480	780	30	150	990	300	690	...	390
Elementary: 1 to 4 years	21,690	19,470	18,720	13,080	1,050	1,500	990	1,860	240	750	2,220	1,530	510	180	1,230
5 to 7 years	96,480	86,010	84,570	62,790	6,840	5,250	2,700	6,600	390	1,440	10,470	8,610	1,380	480	5,160
8 years	165,750	154,170	152,160	116,370	9,150	10,620	5,430	10,020	570	2,010	11,580	9,960	1,110	510	5,160
High school: 1 to 3 years	972,990	932,310	924,510	714,240	29,730	76,350	45,480	53,430	5,280	7,800	40,680	36,420	1,440	2,820	12,420
4 years	52,590	50,190	49,320	35,250	1,530	4,860	4,110	3,150	420	870	2,400	2,160	30	210	390
College: 1 to 3 years	3,360	3,270	3,060	2,250	60	210	510	30	...	210	90	90	...	...	60
School years not reported	28,620	26,370	24,720	21,120	570	960	840	990	240	1,650	2,250	1,830	210	210	480
Median school years completed	10.1	10.2	10.2	10.2	9.7	10.4	10.3	10.0	10.3	9.9	9.7	9.8	8.0	10.0	9.1
18 and 19 years old	1,370,760	1,301,700	1,283,400	935,520	70,110	107,970	71,700	88,050	10,050	18,300	69,060	58,980	5,010	5,070	14,610
No school years completed	8,160	6,510	6,240	4,530	360	300	330	660	60	270	1,650	600	960	90	540
Elementary: 1 to 4 years	16,710	14,400	13,440	8,520	1,350	1,230	390	1,800	150	960	2,310	1,650	600	60	1,140
5 to 7 years	70,470	62,520	61,140	41,460	7,470	3,780	1,920	6,240	270	1,380	7,950	6,720	900	330	4,110
8 years	127,890	120,570	118,740	85,800	9,750	9,030	4,920	8,700	540	1,830	7,320	6,630	570	120	3,870
High school: 1 to 3 years	471,210	442,950	437,730	317,280	27,690	34,950	20,130	34,440	3,240	5,220	28,260	25,710	1,230	1,320	...
4 years	519,630	503,730	498,570	368,280	18,330	46,170	30,990	30,510	4,290	5,160	15,900	13,140	450	2,310	3,600
College: 1 to 3 years	125,130	122,130	119,640	86,640	3,840	11,130	11,850	4,890	1,290	2,490	3,000	2,280	90	630	420
4 years or more	2,070	2,040	1,950	1,080	120	180	450	90	30	90	30	30	...	...	30
School years not reported	29,490	26,850	25,950	21,930	1,200	1,200	720	720	180	900	2,640	2,220	210	210	900
Median school years completed	11.8	11.9	11.9	12.0	10.7	12.1	12.3	11.3	12.2	11.4	10.5	10.5	7.8	12.2	8.3
20 and 21 years old	1,420,200	1,338,660	1,316,250	923,580	81,720	114,000	90,030	98,190	8,730	22,410	81,540	69,780	6,510	5,250	31,860
No school years completed	9,360	7,350	6,780	4,830	180	690	360	690	30	570	2,010	570	1,380	60	660
Elementary: 1 to 4 years	21,450	18,180	16,350	9,780	1,860	1,230	870	2,580	30	1,830	3,270	2,490	750	30	2,400
5 to 7 years	81,810	72,210	70,050	42,600	10,350	5,310	3,240	8,400	150	2,160	9,600	8,400	1,110	90	4,320
8 years	153,210	143,220	140,610	98,640	13,500	9,690	7,260	11,040	480	2,610	9,990	8,880	870	240	3,420
High school: 1 to 3 years	311,070	284,850	281,160	186,060	22,680	23,520	18,210	28,980	1,710	3,690	26,220	24,210	1,230	780	15,240
4 years	514,680	494,940	490,050	350,910	22,170	45,150	33,990	34,080	3,750	4,890	19,740	17,070	840	1,830	3,900
College: 1 to 3 years	272,160	265,920	261,090	191,910	8,850	25,110	22,170	10,710	2,340	4,830	6,240	4,410	90	1,740	1,170
4 years or more	23,430	22,800	22,080	14,160	720	2,460	3,450	1,170	120	720	630	570	...	60	120
School years not reported	33,030	29,190	28,080	24,690	1,410	840	480	540	120	1,110	3,840	3,180	240	420	630
Median school years completed	12.2	12.3	12.3	12.3	10.9	12.4	12.4	11.7	12.5	11.8	10.6	10.6	7.7	12.7	9.9
22 to 24 years old	2,281,860	2,142,150	2,095,320	1,433,580	125,250	195,900	162,960	162,780	14,850	46,830	139,710	122,070	7,020	10,620	36,540
No school years completed	13,740	11,790	10,680	7,110	660	750	510	1,560	90	1,110	1,950	870	990	90	1,470
Elementary: 1 to 4 years	36,180	30,180	27,420	15,120	4,140	2,130	1,320	4,560	150	2,760	6,000	5,130	510	360	4,110
5 to 7 years	132,030	112,740	108,120	64,500	15,570	8,010	6,090	13,050	900	4,620	19,290	17,610	1,140	540	6,690
8 years	257,070	239,310	234,420	156,930	20,460	21,510	14,730	19,950	840	4,890	17,760	15,930	990	840	5,340
High school: 1 to 3 years	560,280	515,730	508,020	332,610	33,480	46,830	38,250	53,400	3,450	7,710	44,550	41,010	1,710	1,830	9,840
4 years	696,300	666,690	655,230	460,380	27,750	64,860	51,600	45,900	4,740	11,460	29,610	25,020	1,140	3,450	5,040
College: 1 to 3 years	376,620	366,510	358,740	257,970	13,530	36,300	30,660	17,100	3,180	7,770	10,110	7,590	150	2,370	1,890
4 years or more	153,360	150,930	146,430	98,730	7,050	14,250	18,900	6,210	1,290	4,500	2,430	1,740	60	630	540
School years not reported	56,280	48,270	46,260	40,230	2,610	1,260	900	1,050	210	2,010	8,010	7,170	330	510	1,620
Median school years completed	12.2	12.2	12.2	12.3	10.8	12.3	12.4	11.3	12.4	12.1	10.4	10.3	8.7	12.4	9.0

[1] In 5 Southwestern States.

Table 5.—ETHNIC CHARACTERISTICS: PERSONS 14 YEARS OLD AND OVER, BY YEARS OF SCHOOL COMPLETED, AGE, AND SEX, FOR THE UNITED STATES, BY REGIONS: 1950—Con.

[Based on 3⅓-percent sample. Percent not shown where less than 0.1 or where base is less than 3,000. Median not shown where less than 1.0 or where base is less than 3,000]

Area, age, sex, and years of school completed	Total population	White								Nonwhite				White persons with Spanish surname[1]
			Native white						Foreign-born white					
			Total white	Native parentage		Foreign or mixed parentage				Total nonwhite	Negro	Indian	Other races	
				Total native white	Born in North or West	Born in South	Northern or Western European stock	Central or Eastern European stock	Southern European stock	Other stock					
NORTH AND WEST--MALE--Con.														
25 to 29 years old	4,054,560	3,801,690	3,668,340	2,384,550	251,850	366,870	346,350	296,250	22,470	133,350	252,870	224,340	9,030	19,500	57,120
No school years completed	21,540	17,790	15,150	9,270	1,140	1,230	1,320	2,130	60	2,640	3,750	2,340	870	540	2,100
Elementary: 1 to 4 years	71,370	55,530	48,660	26,340	8,370	4,200	3,300	6,210	240	6,870	15,840	14,580	660	600	6,180
5 to 7 years	238,860	197,610	184,050	104,130	27,330	15,210	13,320	23,370	690	13,560	41,250	38,370	1,530	1,350	11,130
8 years	497,670	463,470	445,410	281,940	40,950	43,110	39,810	38,070	1,530	18,060	34,200	31,080	1,740	1,380	8,730
High school: 1 to 3 years	880,260	814,530	791,220	477,750	59,700	77,100	82,380	90,000	4,290	23,310	65,730	61,560	2,010	2,160	13,470
4 years	1,359,660	1,305,120	1,271,220	845,910	64,290	136,050	121,440	95,160	8,370	33,900	54,540	46,770	1,290	6,480	9,450
College: 1 to 3 years	471,030	453,990	439,230	300,060	24,210	47,190	40,560	23,370	3,840	14,760	17,040	13,680	240	3,120	2,580
4 years or more	412,920	404,610	388,710	266,940	21,030	40,500	41,430	15,720	3,090	15,900	8,310	5,190	90	3,030	1,200
School years not reported	101,250	89,040	84,690	72,210	4,830	2,280	2,790	2,220	360	4,350	12,210	10,770	600	840	2,280
Median school years completed	12.2	12.2	12.2	12.3	11.3	12.3	12.3	11.6	12.5	12.0	10.2	10.0	8.7	12.5	8.9
30 to 34 years old	3,882,300	3,659,070	3,527,850	2,135,610	235,410	440,430	428,250	270,690	17,460	131,220	223,230	201,000	7,620	14,610	42,240
No school years completed	19,590	16,080	14,010	7,980	1,290	1,320	1,080	2,220	120	2,070	3,510	2,340	600	570	1,860
Elementary: 1 to 4 years	78,720	60,450	53,880	26,580	8,880	6,030	5,460	6,660	270	6,570	18,270	16,830	660	780	5,640
5 to 7 years	282,960	237,900	223,980	116,400	26,880	24,090	27,300	28,440	870	13,920	45,060	42,960	1,320	780	8,400
8 years	608,400	576,360	556,410	320,670	41,640	68,940	72,450	50,850	1,860	19,950	32,040	29,400	1,440	1,200	6,540
High school: 1 to 3 years	838,500	786,630	763,080	423,420	51,000	91,320	111,720	82,020	3,600	23,550	51,870	48,990	1,200	1,680	8,970
4 years	1,234,500	1,193,430	1,160,160	735,180	60,000	155,400	129,210	73,950	6,420	33,270	41,070	34,830	1,350	4,890	6,270
College: 1 to 3 years	363,120	350,670	338,520	218,220	21,840	46,140	37,380	13,050	1,890	12,150	12,450	10,410	300	1,740	2,130
4 years or more	361,500	354,270	338,460	219,240	19,140	44,430	41,700	11,940	2,010	15,810	7,230	4,890	210	2,130	960
School years not reported	95,010	83,280	79,350	67,920	4,740	2,760	1,950	1,560	420	3,930	11,730	10,350	540	840	1,470
Median school years completed	12.1	12.1	12.1	12.2	11.2	12.2	11.9	10.7	12.3	11.7	9.4	9.2	8.7	12.4	8.7
35 to 44 years old	7,265,970	6,843,180	6,268,350	3,721,290	415,620	1,056,300	661,440	391,320	22,380	574,830	422,790	376,320	13,380	33,090	71,580
No school years completed	49,380	38,250	26,580	14,700	2,790	3,090	2,340	3,570	90	11,670	11,130	7,050	1,590	2,490	4,350
Elementary: 1 to 4 years	227,910	172,200	132,660	69,060	20,520	16,500	12,330	13,650	600	39,540	55,710	48,870	1,890	4,950	15,570
5 to 7 years	828,150	723,600	637,080	317,640	64,710	102,510	82,170	68,190	1,860	86,520	104,550	96,000	2,880	5,670	17,460
8 years	1,598,730	1,526,970	1,386,240	781,380	92,100	245,850	155,250	108,000	3,660	140,730	71,760	64,470	2,730	4,560	10,620
High school 1 to 3 years	1,491,450	1,414,680	1,323,900	767,280	83,910	229,260	146,250	92,520	4,680	90,780	76,770	71,190	1,620	3,960	9,480
4 years	1,644,690	1,593,810	1,489,020	949,440	79,680	254,910	134,250	65,070	5,670	104,790	50,880	43,500	1,710	5,670	7,320
College: 1 to 3 years	577,380	559,500	522,930	328,440	33,060	92,730	51,000	15,720	1,980	36,570	17,880	16,170	180	1,530	2,010
4 years or more	642,990	631,290	584,580	355,680	30,030	102,930	72,090	20,820	3,030	46,710	11,700	9,210	240	2,250	1,590
School years not reported	205,290	182,880	165,360	137,670	8,820	8,520	5,760	3,780	810	17,520	22,410	19,860	540	2,010	3,180
Median school years completed	10.7	10.8	11.0	11.4	9.8	11.0	10.6	9.0	11.9	9.0	8.4	8.4	8.0	8.5	7.5
45 to 54 years old	6,124,650	5,794,470	4,707,390	2,846,280	314,850	1,129,560	271,800	135,210	9,690	1,087,080	330,180	289,380	10,890	29,910	58,590
No school years completed	87,540	72,810	23,700	13,590	2,400	3,540	1,800	2,280	90	49,110	14,730	8,760	1,740	4,230	7,980
Elementary: 1 to 4 years	384,630	317,340	177,360	92,730	24,870	34,380	14,940	9,990	450	139,980	67,290	59,040	2,400	5,850	17,730
5 to 7 years	1,025,340	933,690	720,660	382,470	61,170	186,810	53,520	35,640	1,050	213,030	91,650	84,060	2,850	4,740	15,360
8 years	1,767,540	1,711,050	1,415,220	829,290	88,170	373,800	79,440	42,660	1,860	295,830	56,490	50,910	1,800	3,780	6,930
High school: 1 to 3 years	958,170	921,000	811,860	501,240	49,980	199,200	39,630	20,190	1,620	109,140	37,170	33,240	900	3,030	4,140
4 years	897,930	871,620	729,510	465,990	39,090	170,040	39,450	13,050	1,890	142,110	26,310	22,740	240	3,330	2,670
College: 1 to 3 years	373,050	362,820	319,890	206,940	21,360	70,560	16,470	3,600	960	42,930	10,230	8,700	300	1,230	1,020
4 years or more	437,190	429,480	368,130	233,970	20,160	82,470	24,030	6,090	1,410	61,350	7,710	6,360	90	1,260	690
School years not reported	193,260	174,660	141,060	120,060	7,650	8,760	2,520	1,710	360	33,600	18,600	15,570	570	2,460	2,070
Median school years completed	8.8	8.9	9.0	9.3	8.7	8.9	8.8	8.4	11.3	8.4	7.4	7.5	6.1	7.3	5.5
55 to 64 years old	4,888,170	4,702,020	3,366,210	2,070,960	194,190	940,980	108,660	43,320	8,100	1,335,810	186,150	162,540	7,470	16,140	34,140
No school years completed	193,590	178,980	26,670	13,800	3,900	4,380	2,190	2,190	210	152,310	14,610	9,900	1,890	2,820	7,500
Elementary: 1 to 4 years	542,670	496,440	230,940	124,560	22,650	63,150	13,290	6,930	360	265,500	46,230	41,430	1,560	3,240	10,710
5 to 7 years	942,390	895,830	630,810	344,220	42,990	205,440	25,350	11,730	1,080	265,020	46,560	42,900	1,470	2,190	6,810
8 years	1,447,290	1,417,830	1,089,450	663,480	52,560	328,110	32,070	12,030	1,200	328,380	29,460	26,250	1,020	2,190	3,540
High school: 1 to 3 years	564,750	548,760	464,700	298,020	21,210	128,010	10,800	4,470	2,190	84,060	15,990	14,100	540	1,350	1,410
4 years	544,200	530,760	416,340	271,950	22,230	106,380	11,520	3,090	1,170	114,420	13,440	11,280	300	1,860	1,530
College: 1 to 3 years	221,010	216,240	187,020	123,750	11,190	45,810	4,830	900	540	29,220	4,770	4,170	90	510	420
4 years or more	260,280	256,530	212,220	138,780	12,120	51,390	7,620	1,530	780	44,310	3,750	2,970	120	660	480
School years not reported	171,990	160,650	108,060	92,400	5,340	8,310	990	450	570	52,590	11,340	9,540	480	1,320	1,740
Median school years completed	8.5	8.5	8.7	8.8	8.5	8.6	8.4	8.0	10.3	7.5	6.7	6.8	5.1	6.8	4.2
65 to 74 years old	2,918,100	2,822,100	1,921,890	1,225,590	109,890	544,680	28,230	11,010	2,490	900,210	96,000	80,160	4,500	11,340	16,920
No school years completed	166,380	154,350	28,410	17,040	3,960	5,370	870	1,110	60	125,940	12,030	8,760	1,530	1,740	5,340
Elementary: 1 to 4 years	409,680	382,260	204,360	115,260	17,880	62,700	6,300	2,070	150	177,900	27,420	24,570	1,110	1,740	5,280
5 to 7 years	610,290	588,540	405,480	240,120	25,410	130,350	6,510	2,670	420	183,060	21,750	19,110	630	2,010	2,460
8 years	868,530	854,610	631,980	399,090	30,210	191,250	7,800	3,000	630	222,630	13,920	11,370	450	2,100	1,200
High school: 1 to 3 years	262,200	256,140	207,330	138,870	8,850	56,040	2,190	870	510	48,810	6,060	5,010	120	930	780
4 years	256,710	251,220	189,120	128,730	10,140	47,430	1,890	630	300	62,100	5,490	3,660	180	1,650	510
College: 1 to 3 years	102,180	100,500	84,630	57,270	4,830	21,510	720	210	90	15,870	1,680	1,530	...	150	330
4 years or more	124,500	122,280	97,140	65,580	5,580	24,030	1,380	300	270	25,140	2,220	1,980	30	210	240
School years not reported	117,630	112,200	73,440	63,630	3,030	6,000	570	150	60	38,760	5,430	4,170	450	810	780
Median school years completed	8.2	8.3	8.5	8.5	8.2	8.4	8.0	7.5	...	7.1	5.8	5.7	2.8	7.7	3.1
75 years old and over	1,278,210	1,245,270	870,930	562,590	43,470	254,610	5,910	3,210	1,140	374,340	32,940	27,150	2,880	2,910	6,780
No school years completed	77,070	70,500	21,150	12,720	2,370	5,250	300	510	...	49,350	6,570	4,710	1,260	600	2,370
Elementary: 1 to 4 years	197,160	186,900	118,920	66,630	8,310	41,670	1,530	660	120	67,980	10,260	8,850	870	540	2,040
5 to 7 years	276,090	269,490	194,550	120,600	9,900	62,070	1,170	570	240	74,940	6,600	5,760	390	450	750
8 years	384,960	381,810	280,110	179,280	11,760	86,400	1,410	930	330	101,700	3,150	2,580	60	510	540
High school: 1 to 3 years	88,020	86,250	68,580	45,060	2,610	19,980	570	150	210	17,670	1,770	1,500	90	180	150
4 years	91,890	90,360	67,620	48,030	2,730	16,170	540	90	60	22,740	1,530	1,170	30	330	90
College: 1 to 3 years	40,470	40,080	34,470	24,180	1,980	8,160	60	60	30	5,610	390	330	30	30	60
4 years or more	50,550	50,070	40,380	28,350	1,980	9,660	180	90	120	9,690	480	480	...	...	60
School years not reported	72,000	69,810	45,150	37,740	1,830	5,250	150	150	30	24,660	2,190	1,770	150	270	720
Median school years completed	8.1	8.2	8.3	8.3	8.0	8.2	7.7	6.9	...	7.3	4.4	4.6	...	...	2.2

[1] In 5 Southwestern States.

Table 5.—ETHNIC CHARACTERISTICS: PERSONS 14 YEARS OLD AND OVER, BY YEARS OF SCHOOL COMPLETED, AGE, AND SEX, FOR THE UNITED STATES, BY REGIONS: 1950—Con.

[Based on 3⅓-percent sample. Percent not shown where less than 0.1 or where base is less than 3,000. Median not shown where less than 1.0 or where base is less than 3,000]

Area, age, sex, and years of school completed	Total population	White								Nonwhite				White persons with Spanish surname[1]
			Native white						Foreign-born white					
				Native parentage		Foreign or mixed parentage								
		Total white	Total native white	Born in North or West	Born in South	Northern or Western European stock	Central or Eastern European stock	Southern European stock	Other stock		Total nonwhite	Negro	Indian	Other races	
NORTH AND WEST--FEMALE														
Total, 14 years and over	39,948,150	37,906,170	33,349,350	21,275,130	1,924,980	5,978,730	2,353,320	1,683,150	134,040	4,556,820	2,041,980	1,875,360	79,890	86,730	389,820
Total, 14 to 24 years old	8,014,140	7,532,400	7,392,030	5,402,430	367,650	634,020	443,220	498,120	46,590	140,370	481,740	425,700	28,890	27,150	133,140
Total, 25 years and over	31,934,010	30,373,770	25,957,320	15,872,700	1,557,330	5,334,710	1,910,100	1,185,030	87,450	4,416,450	1,560,240	1,449,660	51,000	59,580	256,680
No school years completed	659,490	608,700	153,150	92,550	13,800	19,770	11,070	15,240	720	455,550	50,790	34,260	11,820	4,710	28,080
Elementary: 1 to 4 years	1,673,160	1,479,090	819,870	411,240	81,300	206,550	65,880	52,500	2,400	659,220	194,070	182,700	6,630	4,740	51,330
5 to 7 years	4,003,800	3,642,150	2,810,010	1,411,590	224,490	738,030	231,960	196,620	7,320	832,140	361,650	346,140	10,050	5,460	59,820
8 years	7,099,920	6,847,710	5,735,730	3,296,850	316,500	1,418,640	411,900	279,990	11,850	1,111,980	252,210	236,970	7,980	7,260	36,030
High school: 1 to 3 years	5,574,240	5,267,520	4,847,280	2,897,940	306,660	939,060	402,210	284,460	16,950	420,240	306,720	294,150	6,990	5,580	35,040
4 years	8,069,100	7,832,070	7,263,840	4,707,870	361,980	1,303,500	572,820	285,990	31,680	568,230	237,030	211,380	4,200	21,450	29,790
College: 1 to 3 years	2,451,630	2,388,870	2,256,000	1,541,550	138,840	416,580	114,840	36,180	8,010	132,870	62,760	57,390	930	4,440	6,120
4 years or more	1,654,830	1,616,190	1,515,300	1,047,900	88,470	259,710	86,730	26,190	6,300	100,890	38,640	34,410	360	3,870	3,750
School years not reported	747,840	691,470	556,140	465,210	25,290	42,870	12,690	7,860	2,220	135,330	56,370	52,260	2,040	2,070	6,720
Median school years completed	10.2	10.3	11.0	11.6	10.3	9.9	10.7	9.5	12.1	8.2	8.6	8.6	5.8	12.0	7.3
Percent	100.0	100.0	100.0	100.0	100.0	100.0	100.0	100.0	100.0	100.0	100.0	100.0	100.0	100.0	100.0
No school years completed	2.1	2.0	0.6	0.6	0.9	0.4	0.6	1.3	0.8	10.3	3.3	2.4	23.2	7.9	10.9
Elementary: 1 to 4 years	5.2	4.9	3.2	2.6	5.3	3.9	3.4	4.4	2.7	14.9	12.4	12.6	13.0	8.0	20.0
5 to 7 years	12.5	12.0	10.8	8.9	14.4	13.8	12.1	16.6	8.4	18.8	23.2	23.9	19.7	9.2	23.3
8 years	22.2	22.5	22.1	20.8	20.3	26.5	21.6	23.6	13.6	25.2	16.2	16.3	15.6	12.2	14.0
High school: 1 to 3 years	17.5	17.3	18.7	18.3	19.7	17.6	21.1	24.0	19.4	9.5	19.7	20.3	13.7	9.4	13.7
4 years	25.3	25.8	28.0	29.7	23.2	24.4	30.0	24.1	36.2	12.9	15.2	14.6	8.2	36.0	11.6
College: 1 to 3 years	7.7	7.9	8.7	9.7	8.9	7.8	6.0	3.1	9.2	3.0	4.0	4.0	1.8	7.5	2.4
4 years or more	5.2	5.3	5.8	6.6	5.7	4.9	4.5	2.2	7.2	2.3	2.5	2.4	0.7	6.5	1.5
School years not reported	2.3	2.3	2.1	2.9	1.6	0.8	0.7	0.7	2.5	3.1	3.6	3.6	4.0	3.5	2.6
14 and 15 years old	1,327,410	1,252,920	1,241,970	985,830	45,750	90,840	49,290	63,030	7,230	10,950	74,490	64,740	6,330	3,420	24,480
No school years completed	11,010	9,720	9,570	7,440	210	900	390	570	60	150	1,290	690	570	30	120
Elementary: 1 to 4 years	19,530	17,550	16,980	12,780	630	1,020	720	1,680	150	570	1,980	1,230	630	120	1,470
5 to 7 years	321,540	296,430	292,470	232,200	15,780	16,980	7,770	18,090	1,650	3,960	25,110	21,570	2,790	750	12,870
8 years	492,300	470,760	467,910	376,980	16,200	34,950	17,430	20,070	2,280	2,850	21,540	19,440	1,260	840	6,390
High school: 1 to 3 years	456,600	434,820	431,820	336,690	12,570	35,730	22,320	21,570	2,940	3,000	21,780	19,650	540	1,590	3,240
4 years	2,640	2,370	2,310	1,620	...	270	180	240	...	60	270	270	...	...	30
School years not reported	23,790	21,270	20,910	18,120	360	990	480	810	150	360	2,520	1,890	540	90	360
Median school years completed	8.6	8.6	8.6	8.6	8.4	8.7	8.9	8.5	8.7	8.2	8.4	8.4	6.8	8.9	7.4
16 and 17 years old	1,322,700	1,247,730	1,234,830	943,560	49,260	99,870	59,100	75,660	7,380	12,900	74,970	64,950	6,480	3,540	24,480
No school years completed	8,100	6,540	6,330	4,560	90	660	300	690	30	210	1,560	540	930	90	270
Elementary: 1 to 4 years	18,180	16,320	15,570	11,130	780	1,290	660	1,590	120	750	1,860	1,230	630	...	870
5 to 7 years	56,310	48,480	47,010	32,670	4,500	3,090	1,590	5,040	120	470	7,830	6,300	1,410	120	4,740
8 years	106,830	97,530	95,820	72,240	6,240	6,240	3,330	7,320	450	1,710	9,300	7,830	1,290	180	4,590
High school: 1 to 3 years	1,032,360	984,570	977,190	753,090	34,410	81,360	47,310	55,440	5,580	7,380	47,790	43,260	1,710	2,820	13,080
4 years	76,350	72,030	70,980	52,410	2,340	6,000	4,890	4,590	750	1,050	4,320	3,900	180	240	660
College: 1 to 3 years	4,470	4,110	3,960	2,760	120	300	510	210	60	150	360	360	...	...	...
School years not reported	20,100	18,150	17,970	14,700	780	930	510	780	270	180	1,950	1,530	330	90	270
Median school years completed	10.3	10.4	10.4	10.4	10.1	10.4	10.5	10.2	10.5	10.3	10.0	10.1	8.1	10.4	9.4
18 and 19 years old	1,441,650	1,365,660	1,348,260	999,660	61,170	115,860	73,650	89,430	8,490	17,400	75,990	66,180	4,890	4,920	25,590
No school years completed	7,230	5,820	5,610	4,080	390	390	330	420	...	210	1,410	480	810	120	270
Elementary: 1 to 4 years	15,810	13,850	13,320	9,240	780	870	660	1,530	240	630	1,860	1,350	480	30	1,080
5 to 7 years	43,470	38,070	36,510	24,810	3,810	1,920	960	4,770	240	1,560	5,400	4,590	690	120	4,050
8 years	95,310	88,680	86,640	62,160	7,530	6,210	2,760	7,620	360	2,040	6,630	5,730	690	210	4,290
High school: 1 to 3 years	434,580	403,260	398,160	292,110	23,670	31,890	17,520	30,930	2,040	5,100	31,320	28,950	1,560	810	10,590
4 years	675,810	653,040	647,400	482,520	19,290	62,010	40,440	38,880	4,260	5,640	22,770	19,680	360	2,730	4,560
College: 1 to 3 years	141,330	137,010	135,060	103,560	4,560	11,220	9,930	4,620	1,170	1,950	4,320	3,690	...	630	450
4 years or more	3,120	3,000	3,000	2,070	90	240	420	150	30	...	120	60	...	60	...
School years not reported	24,990	22,830	22,560	19,110	1,050	1,110	630	510	150	270	2,160	1,650	300	210	300
Median school years completed	12.2	12.2	12.2	12.2	11.2	12.3	12.4	11.9	12.3	11.4	11.1	11.1	8.5	12.4	9.8
20 and 21 years old	1,513,290	1,419,780	1,389,720	990,000	71,490	125,070	89,700	103,800	9,660	30,060	93,510	82,770	5,070	5,670	24,330
No school years completed	8,550	6,960	6,630	4,740	330	510	240	780	30	330	1,590	660	810	120	360
Elementary: 1 to 4 years	16,770	13,890	12,930	8,280	1,140	870	780	1,800	60	960	2,880	2,340	330	210	1,080
5 to 7 years	53,370	44,790	41,760	25,350	6,240	2,580	1,650	5,730	210	3,030	8,580	7,440	930	210	4,620
8 years	117,930	107,730	103,380	71,340	9,180	7,860	5,160	9,360	480	4,350	10,200	9,090	690	420	4,170
High school: 1 to 3 years	313,170	284,700	279,780	189,510	21,120	23,700	15,660	28,110	1,680	4,920	28,470	26,940	1,050	480	6,600
4 years	696,180	666,840	656,370	467,070	23,310	64,590	48,330	48,240	4,830	10,470	29,340	26,370	810	2,160	6,060
College: 1 to 3 years	248,640	240,150	235,980	182,670	7,890	21,240	14,430	7,830	1,920	4,170	8,490	6,780	150	1,560	780
4 years or more	29,850	28,830	27,960	19,800	1,170	2,760	2,970	1,050	210	870	1,020	900	...	120	30
School years not reported	28,830	25,890	24,930	21,240	1,110	960	480	900	240	960	2,940	2,250	300	390	630
Median school years completed	12.3	12.4	12.4	12.4	11.6	12.4	12.4	12.1	12.5	12.1	11.3	11.3	8.5	12.6	9.7
22 to 24 years old	2,409,090	2,246,310	2,177,250	1,483,380	139,980	202,380	171,480	166,200	13,830	69,060	162,780	147,060	6,120	9,600	34,260
No school years completed	12,960	10,560	9,270	6,480	660	780	300	990	60	1,290	2,400	990	1,020	390	600
Elementary: 1 to 4 years	29,730	24,210	21,480	12,210	3,120	1,620	1,560	2,880	90	2,730	5,520	4,710	480	330	2,340
5 to 7 years	93,090	74,220	68,970	41,820	10,530	3,960	3,210	9,210	240	5,250	18,870	17,190	1,080	600	3,760
8 years	206,160	188,280	178,680	117,930	17,250	13,530	12,240	16,890	840	9,600	17,880	16,770	750	360	5,400
High school: 1 to 3 years	529,710	480,210	467,220	297,660	38,220	40,530	37,320	51,210	2,280	12,990	49,500	46,920	1,410	1,170	10,410
4 years	1,071,210	1,023,930	999,900	686,550	49,680	102,210	83,790	70,860	6,810	24,030	47,280	42,180	1,110	3,990	7,500
College: 1 to 3 years	259,920	248,370	240,780	176,400	11,880	24,750	17,820	8,160	1,770	7,590	11,550	9,870	150	1,530	1,200
4 years or more	160,680	155,880	151,950	110,850	6,780	13,590	14,250	4,920	1,560	3,930	4,800	3,900	30	870	450
School years not reported	45,630	40,650	39,000	33,480	1,860	1,410	990	1,080	180	1,650	4,980	4,530	90	360	600
Median school years completed	12.3	12.3	12.3	12.4	11.9	12.4	12.4	12.0	12.5	12.1	11.1	11.0	8.6	12.4	9.8

[1] In 5 Southwestern States.

Table 5.—ETHNIC CHARACTERISTICS: PERSONS 14 YEARS OLD AND OVER, BY YEARS OF SCHOOL COMPLETED, AGE, AND SEX, FOR THE UNITED STATES, BY REGIONS: 1950—Con.

[Based on 3⅓-percent sample. Percent not shown where less than 0.1 or where base is less than 3,000. Median not shown where less than 1.0 or where base is less than 3,000]

Area, age, sex, and years of school completed	Total population	White								Nonwhite				White persons with Spanish surname[1]
			Native white						Foreign-born white					
				Native parentage		Foreign or mixed parentage								
		Total white	Total native white	Born in North or West	Born in South	Northern or Western European stock	Central or Eastern European stock	Southern European stock	Other stock		Total nonwhite	Negro	Indian	Other races	
NORTH AND WEST--FEMALE--Con.														
25 to 29 years old	4,320,180	4,036,890	3,866,280	2,500,110	269,100	392,430	370,260	309,270	25,110	170,610	283,290	257,880	8,520	16,890	51,840
No school years completed	21,930	18,780	16,560	11,250	1,260	870	1,140	2,010	30	2,220	3,150	1,470	1,200	480	900
Elementary: 1 to 4 years	58,380	46,380	41,670	22,560	5,400	3,090	3,120	7,140	360	4,710	12,000	10,800	480	720	4,650
5 to 7 years	200,850	160,170	144,750	78,300	24,540	10,110	11,970	18,930	900	15,420	40,680	38,370	1,560	750	10,560
8 years	440,910	404,940	381,210	232,410	33,780	33,360	39,900	40,200	1,560	23,730	35,970	33,600	1,410	960	7,560
High school: 1 to 3 years	902,280	823,260	792,780	470,010	64,830	73,500	86,010	94,200	4,230	30,480	79,020	75,750	1,950	1,320	12,870
4 years	1,919,010	1,843,890	1,781,670	1,172,640	92,640	201,840	175,500	125,700	13,350	62,220	75,120	65,100	1,290	8,730	11,850
College: 1 to 3 years	431,040	412,950	396,180	281,250	28,680	43,020	29,280	11,670	2,280	16,770	18,090	15,600	300	2,190	1,800
4 years or more	268,230	258,180	247,290	177,840	14,970	23,700	21,120	7,740	1,920	10,890	10,050	8,550	90	1,410	570
School years not reported	77,550	68,340	64,170	53,850	3,000	2,940	2,220	1,680	480	4,170	9,210	8,640	240	330	1,080
Median school years completed	12.3	12.3	12.3	12.3	12.0	12.4	12.2	11.7	12.4	12.1	10.7	10.6	8.6	12.5	9.4
30 to 34 years old	4,091,790	3,843,510	3,690,390	2,239,080	228,630	475,920	443,250	286,050	17,460	153,120	248,280	230,160	7,710	10,410	42,180
No school years completed	21,030	17,520	15,840	10,320	1,050	1,140	1,440	1,830	60	1,680	3,510	1,980	1,140	390	1,230
Elementary: 1 to 4 years	66,360	51,180	45,330	24,000	5,850	4,050	4,590	6,600	240	5,850	15,180	14,070	750	360	5,100
5 to 7 years	266,310	220,230	205,200	95,550	23,970	20,580	29,610	34,410	1,080	15,030	46,080	43,650	1,710	720	11,130
8 years	580,170	542,430	518,160	278,250	33,990	60,660	83,370	60,090	1,800	24,270	37,740	36,030	1,110	600	7,200
High school: 1 to 3 years	893,580	829,500	798,450	443,640	52,710	99,210	114,570	84,180	4,140	31,050	64,080	61,440	1,560	1,080	7,980
4 years	1,580,310	1,527,150	1,476,630	943,260	71,970	212,970	158,820	82,410	7,200	50,520	53,160	47,220	990	4,950	6,690
College: 1 to 3 years	360,210	348,000	335,250	231,480	20,520	45,330	27,210	9,060	1,650	12,750	12,210	11,190	90	930	1,440
4 years or more	249,510	241,920	232,980	159,510	15,840	29,550	21,210	5,850	1,020	8,940	7,590	6,480	90	1,020	600
School years not reported	74,310	65,580	62,550	53,070	2,730	2,430	2,430	1,620	270	3,030	8,730	8,100	270	360	810
Median school years completed	12.1	12.1	12.2	12.3	11.7	12.2	11.7	10.4	12.2	11.7	9.8	9.7	8.1	12.4	8.4
35 to 44 years old	7,562,370	7,127,640	6,494,550	3,849,840	413,970	1,140,930	671,940	394,080	23,790	633,090	434,730	409,800	13,410	11,520	66,900
No school years completed	50,580	42,150	27,030	15,630	1,950	2,760	2,670	3,690	330	15,120	8,430	5,250	2,370	810	3,840
Elementary: 1 to 4 years	206,700	165,330	116,040	57,000	13,860	15,150	14,250	15,330	450	49,290	41,370	38,760	1,470	1,140	13,680
5 to 7 years	791,910	684,480	578,730	255,840	52,920	87,060	94,230	86,160	2,520	105,750	107,430	103,980	2,370	1,080	18,450
8 years	1,517,760	1,438,260	1,279,530	679,890	79,710	230,580	164,130	121,590	3,630	158,730	79,500	75,180	2,940	1,380	10,410
High school: 1 to 3 years	1,573,500	1,480,680	1,372,650	793,980	95,130	248,850	146,160	83,490	5,040	108,030	92,820	89,280	2,130	1,410	9,870
4 years	2,102,670	2,040,120	1,913,460	1,217,640	97,470	357,660	172,890	60,600	7,200	126,660	62,550	57,450	1,230	3,870	6,690
College: 1 to 3 years	694,170	677,040	644,400	429,990	40,320	118,140	42,360	11,280	2,310	32,640	17,130	16,020	390	720	1,530
4 years or more	475,110	464,460	441,090	298,590	26,040	74,070	31,290	9,300	1,800	23,370	10,650	9,780	120	750	1,140
School years not reported	149,970	135,120	121,620	101,280	6,570	6,660	3,960	2,640	510	13,500	14,850	14,100	390	360	1,290
Median school years completed	11.2	11.4	11.6	12.1	10.7	11.8	10.2	8.7	11.8	8.9	8.7	8.7	8.1	11.5	7.5
45 to 54 years old	6,231,030	5,930,430	4,885,050	2,947,500	297,420	1,222,020	271,530	136,140	10,440	1,045,380	300,600	281,400	8,460	10,740	46,080
No school years completed	110,010	100,050	26,820	15,900	2,220	2,880	2,070	3,660	90	73,230	9,960	6,660	1,980	1,320	6,870
Elementary: 1 to 4 years	360,360	310,320	154,290	73,470	16,860	31,050	18,600	13,710	600	156,030	50,040	47,580	1,440	1,020	13,620
5 to 7 years	944,220	854,580	640,830	315,420	51,840	174,060	58,440	39,780	1,290	213,750	89,640	85,800	2,460	1,380	12,120
8 years	1,638,870	1,585,470	1,307,970	751,650	73,500	359,070	78,750	42,630	2,370	277,500	53,400	50,130	1,080	2,190	5,790
High school: 1 to 3 years	1,028,190	983,250	879,660	538,680	51,690	229,920	40,470	17,160	1,740	103,590	44,940	43,050	660	1,230	2,580
4 years	1,189,860	1,162,920	1,024,440	655,380	52,650	252,210	49,410	12,690	2,100	138,480	26,940	24,270	270	2,400	2,280
College: 1 to 3 years	482,130	473,130	440,670	297,090	26,580	100,920	12,150	3,030	900	32,460	9,000	8,520	90	390	720
4 years or more	336,000	330,510	305,310	211,590	17,220	63,480	9,660	2,430	930	25,200	5,490	5,130	30	330	720
School years not reported	141,390	130,200	105,060	88,320	4,860	8,430	1,980	1,050	420	25,140	11,190	10,260	450	480	1,380
Median school years completed	9.0	9.2	9.9	10.5	9.1	9.5	8.7	8.2	10.1	8.2	7.8	7.8	5.7	8.6	5.5
55 to 64 years old	4,933,170	4,771,260	3,619,890	2,208,720	186,960	1,060,440	113,400	43,800	6,570	1,151,370	161,910	149,040	6,000	6,870	28,380
No school years completed	212,070	202,530	27,000	15,180	2,730	4,230	2,190	2,580	90	175,530	9,540	6,960	1,650	930	7,410
Elementary: 1 to 4 years	453,000	415,800	191,130	93,630	18,060	55,350	17,070	6,540	480	224,670	37,200	34,860	1,350	990	8,550
5 to 7 years	885,450	839,760	613,920	316,680	37,710	216,990	28,020	13,350	1,170	225,840	45,690	43,260	1,290	1,140	4,650
8 years	1,422,120	1,394,940	1,115,250	658,560	50,070	358,710	34,230	12,300	1,380	279,690	27,180	24,990	840	1,350	3,450
High school: 1 to 3 years	673,770	656,910	581,370	374,040	25,680	164,640	11,970	4,110	930	75,540	16,860	15,990	390	480	1,020
4 years	695,430	683,220	583,350	390,300	26,490	149,340	12,780	3,240	1,200	99,870	12,210	10,800	210	1,200	1,560
College: 1 to 3 years	281,550	277,440	257,370	174,690	14,280	63,750	3,270	780	600	20,070	4,110	3,900	30	180	270
4 years or more	188,910	185,850	169,020	117,390	8,640	39,330	2,730	540	390	16,830	3,060	2,790	...	270	420
School years not reported	120,870	114,810	81,480	68,250	3,300	8,100	1,140	360	330	33,330	6,060	5,490	240	330	1,050
Median school years completed	8.6	8.6	8.8	9.0	8.7	8.7	8.3	7.8	9.0	7.1	7.0	7.1	4.6	8.2	3.9
65 to 74 years old	3,204,390	3,110,040	2,259,540	1,407,510	110,040	694,410	32,370	12,270	2,940	850,500	94,350	87,510	4,470	2,370	14,190
No school years completed	165,750	156,360	22,020	13,500	2,790	3,570	1,080	990	90	134,340	9,390	6,870	1,980	540	4,590
Elementary: 1 to 4 years	349,050	321,810	169,920	87,780	14,640	58,440	6,480	2,430	150	151,890	27,240	26,040	900	300	4,440
5 to 7 years	603,600	579,330	406,020	225,180	22,410	146,820	8,070	3,270	270	173,310	24,270	23,400	540	330	2,040
8 years	978,930	964,710	741,180	452,160	30,870	245,400	9,450	2,520	780	223,530	14,220	13,110	420	690	1,050
High school: 1 to 3 years	366,240	359,130	307,980	202,170	12,210	89,160	2,640	1,050	750	51,150	7,110	6,840	240	30	480
4 years	400,020	395,130	333,060	224,520	14,970	89,280	2,850	1,050	390	62,070	4,890	4,560	120	210	480
College: 1 to 3 years	143,310	141,750	128,700	89,250	5,880	32,640	450	270	210	13,050	1,560	1,500	30	30	270
4 years or more	97,350	95,970	85,110	58,110	3,720	22,260	600	240	180	10,860	1,380	1,290	...	90	210
School years not reported	100,140	95,850	65,550	54,840	2,550	6,840	750	450	120	30,300	4,290	3,900	240	150	630
Median school years completed	8.4	8.5	8.7	8.8	8.5	8.5	8.0	7.3	...	7.1	6.0	6.1	1.6	...	3.0
75 years old and over	1,591,080	1,554,000	1,141,620	719,940	51,210	358,560	7,350	3,420	1,140	412,380	37,080	33,870	2,430	780	7,110
No school years completed	78,120	71,310	17,880	10,770	1,800	4,320	480	480	30	53,430	6,810	5,070	1,500	240	3,240
Elementary: 1 to 4 years	179,310	168,270	101,490	52,800	6,630	39,420	1,770	750	120	66,780	11,040	10,590	240	210	1,290
5 to 7 years	311,460	303,600	220,560	124,620	11,100	82,410	1,620	720	90	83,040	7,860	7,680	120	60	870
8 years	521,160	516,960	392,430	243,930	14,580	130,860	2,070	660	330	124,530	4,200	3,930	180	90	570
High school: 1 to 3 years	136,680	134,790	114,390	75,420	4,410	33,780	390	270	120	20,400	1,890	1,800	60	30	240
4 years	181,800	179,640	151,230	104,130	5,790	40,200	570	300	240	28,410	2,160	1,980	90	90	240
College: 1 to 3 years	59,220	58,560	53,430	37,800	2,580	12,780	120	90	60	5,130	660	660	...	...	90
4 years or more	39,720	39,300	34,500	24,870	2,040	7,320	120	90	60	4,800	420	390	30	...	90
School years not reported	83,610	81,570	55,710	45,600	2,280	7,470	210	60	90	25,860	2,040	1,770	210	60	480
Median school years completed	8.4	8.4	8.5	8.6	8.3	8.4	7.4	6.9	...	7.6	4.9	5.2	...	...	1.2

[1] In 5 Southwestern States.

Table 5.—ETHNIC CHARACTERISTICS: PERSONS 14 YEARS OLD AND OVER, BY YEARS OF SCHOOL COMPLETED, AGE, AND SEX, FOR THE UNITED STATES, BY REGIONS: 1950—Con.

[Based on 3⅓-percent sample. Percent not shown where less than 0.1 or where base is less than 3,000. Median not shown where less than 1.0 or where base is less than 3,000]

Area, age, sex, and years of school completed	Total population	White								Nonwhite				White persons with Spanish surname[1]
		Total white	Native white			Foreign or mixed parentage				Foreign-born white	Total nonwhite	Negro	Indian	Other races	
			Total native white	Native parentage										
				Born in North or West	Born in South	Northern or Western European stock	Central or Eastern European stock	Southern European stock	Other stock					
SOUTH--MALE														
Total, 14 years and over..	16,392,570	13,069,410	12,705,300	1,204,800	10,737,240	361,650	151,890	224,520	25,200	364,110	3,323,160	3,281,100	23,790	18,270	320,340
Total, 14 to 24 years old...	4,177,410	3,251,370	3,224,820	273,900	2,788,740	41,400	28,350	83,970	8,460	26,550	926,040	912,720	7,800	5,520	110,820
Total, 25 years and over....	12,215,160	9,818,040	9,480,480	930,900	7,948,500	320,250	123,540	140,550	16,740	337,560	2,397,120	2,368,380	15,990	12,750	209,520
No school years completed.....	505,860	271,500	225,240	7,230	200,610	2,160	840	14,220	180	46,260	234,360	231,180	1,440	1,740	54,120
Elementary: 1 to 4 years.....	2,040,630	1,179,630	1,115,940	43,440	1,013,550	22,740	6,600	28,620	990	63,690	861,000	855,120	3,600	2,280	74,310
5 to 7 years.....	2,799,420	2,135,970	2,079,360	94,110	1,878,630	55,860	17,640	30,330	2,790	56,610	663,450	657,870	3,030	2,550	40,230
8 years.....	1,674,510	1,486,620	1,447,950	132,210	1,228,230	55,230	16,620	14,220	1,440	38,670	187,890	184,140	2,730	1,020	9,540
High school: 1 to 3 years.....	1,891,050	1,692,360	1,664,340	140,850	1,430,340	50,970	20,010	19,500	2,670	28,020	198,690	194,850	1,890	1,950	11,310
4 years.....	1,481,550	1,390,260	1,351,320	201,870	1,044,150	57,810	26,400	17,430	3,660	38,940	91,290	88,860	1,500	930	7,830
College: 1 to 3 years.....	740,190	696,240	680,370	118,890	510,120	30,360	12,810	6,600	1,590	15,870	43,950	42,600	780	570	2,460
4 years or more....	718,170	678,780	653,220	153,870	435,300	37,020	17,970	6,540	2,520	25,560	39,390	38,160	270	960	1,740
School years not reported.....	363,780	286,680	262,740	38,430	207,570	8,100	4,650	3,090	900	23,940	77,100	75,600	750	750	7,980
Median school years completed...	8.3	8.8	8.8	12.1	8.6	10.2	11.7	7.6	11.8	7.5	5.3	5.3	7.6	7.3	3.5
Percent.....	100.0	100.0	100.0	100.0	100.0	100.0	100.0	100.0	100.0	100.0	100.0	100.0	100.0	100.0	100.0
No school years completed.....	4.1	2.8	2.4	0.7	2.5	0.7	0.7	10.1	1.1	13.7	9.8	9.8	9.0	13.6	25.8
Elementary: 1 to 4 years.....	16.7	12.0	11.8	4.7	12.8	7.1	5.3	20.4	5.9	18.9	35.9	36.1	22.5	17.9	35.5
5 to 7 years.....	22.9	21.8	21.9	10.1	23.6	17.4	14.3	21.6	16.7	16.8	27.7	27.8	18.9	20.0	19.2
8 years.....	13.7	15.1	15.3	14.2	15.5	17.2	13.5	10.1	8.6	11.5	7.8	7.8	17.1	8.0	4.6
High school: 1 to 3 years.....	15.5	17.2	17.6	15.1	18.0	15.9	16.2	13.9	15.9	8.3	8.3	8.2	11.8	15.3	5.4
4 years.....	12.1	14.2	14.3	21.7	13.1	18.1	21.4	12.4	21.9	11.5	3.8	3.8	9.4	7.3	3.7
College: 1 to 3 years.....	6.1	7.1	7.2	12.8	6.4	9.5	10.4	4.7	9.5	4.7	1.8	1.8	4.9	4.5	1.2
4 years or more....	5.9	6.9	6.9	16.5	5.5	11.6	14.5	4.7	15.1	7.6	1.6	1.6	1.7	7.5	0.8
School years not reported.....	3.0	2.9	2.8	4.1	2.6	2.5	3.8	2.2	5.4	7.1	3.2	3.2	4.7	5.9	3.8
14 and 15 years old.....	793,980	602,400	599,400	25,410	552,570	4,230	2,340	13,950	900	3,000	191,580	189,390	1,500	690	21,630
No school years completed.....	8,850	5,760	5,580	120	5,100	30	...	330	...	180	3,090	3,030	...	60	660
Elementary: 1 to 4 years.....	96,450	46,170	45,510	420	41,610	60	30	3,330	60	660	50,280	49,710	360	210	6,270
5 to 7 years.....	373,440	276,540	275,580	7,800	259,380	1,170	600	6,330	300	960	96,900	96,090	570	240	10,410
8 years.....	185,700	160,200	159,840	8,460	146,640	1,530	750	2,100	360	360	25,500	25,050	300	150	2,190
High school: 1 to 3 years.....	114,750	101,130	100,830	5,700	91,290	1,260	810	1,650	120	300	13,620	13,350	240	30	1,620
4 years.....	960	750	720	60	600	...	60	...	...	30	210	180	30	...	...
School years not reported.....	13,830	11,850	11,340	2,850	7,950	180	90	210	60	510	1,980	1,980	...	...	480
Median school years completed...	7.3	7.6	7.6	8.3	7.6	8.5	...	6.5	...	6.3	6.3	6.3	...	...	6.1
16 and 17 years old.....	766,230	580,560	576,930	28,560	524,490	4,590	3,360	14,400	1,530	3,630	185,670	182,880	1,680	1,110	21,300
No school years completed.....	9,180	6,300	5,310	90	4,800	...	...	420	...	990	2,880	2,760	60	60	1,710
Elementary: 1 to 4 years.....	67,320	32,670	31,890	660	28,650	180	30	2,370	...	780	34,650	34,170	240	240	4,950
5 to 7 years.....	185,430	118,710	118,170	2,040	111,390	270	240	4,050	180	540	66,720	66,090	330	300	6,780
8 years.....	114,360	86,730	86,400	3,060	80,790	450	180	1,800	120	330	27,630	27,060	330	240	2,280
High school: 1 to 3 years.....	356,100	307,350	306,570	20,070	274,350	3,330	2,430	5,370	1,020	780	48,750	47,850	660	240	4,830
4 years.....	21,000	18,510	18,510	1,290	16,500	210	150	240	120	...	2,490	2,460	...	30	270
College: 1 to 3 years.....	1,890	1,380	1,350	270	990	...	90	...	...	30	510	480	30	...	...
School years not reported.....	10,950	8,910	8,730	1,080	7,020	150	240	150	90	180	2,040	2,010	30	...	480
Median school years completed...	9.0	9.4	9.4	10.2	9.4	10.2	10.4	8.2	...	4.8	7.4	7.4	...	...	6.7
18 and 19 years old.....	778,350	607,740	603,660	70,920	499,080	9,360	6,090	16,680	1,530	4,080	170,610	168,510	1,380	720	19,800
No school years completed.....	8,730	5,880	4,980	120	4,290	30	...	540	...	900	2,850	2,820	30	...	1,590
Elementary: 1 to 4 years.....	62,610	31,230	30,480	360	27,540	30	90	2,430	30	750	31,380	30,930	240	210	5,100
5 to 7 years.....	143,400	91,770	91,290	3,330	83,940	270	390	3,270	90	480	51,630	51,090	300	240	5,220
8 years.....	83,160	64,020	63,810	6,540	54,690	840	270	1,380	90	210	19,140	18,930	150	60	1,560
High school: 1 to 3 years.....	248,760	202,650	202,170	25,620	165,840	3,450	1,770	4,950	540	480	46,110	45,600	360	150	4,020
4 years.....	169,500	156,270	155,730	27,780	117,450	3,720	2,730	3,300	750	540	13,230	13,050	120	60	1,440
College: 1 to 3 years.....	47,880	44,280	43,890	5,700	36,060	780	720	630	...	390	3,600	3,480	120	...	210
4 years or more....	690	630	630	90	510	30	...	...	...	...	60	60	...	...	...
School years not reported.....	13,620	11,010	10,680	1,380	8,760	210	120	180	30	330	2,610	2,550	60	...	660
Median school years completed...	10.0	10.6	10.6	11.9	10.4	12.0	12.2	9.4	...	6.4	7.9	7.9	...	...	6.7
20 and 21 years old.....	734,100	583,920	577,920	74,310	468,660	10,260	6,900	15,780	2,010	6,000	150,180	147,060	1,650	1,470	18,360
No school years completed.....	10,590	6,750	5,850	150	4,890	...	...	810	...	900	3,840	3,420	360	60	2,310
Elementary: 1 to 4 years.....	59,880	32,490	31,020	690	27,630	60	120	2,460	60	1,470	27,390	27,000	210	180	5,400
5 to 7 years.....	134,310	88,890	88,410	2,820	81,300	540	240	3,360	150	480	45,420	44,700	480	240	5,010
8 years.....	76,020	60,540	60,240	6,210	51,840	510	360	1,140	180	300	15,480	15,240	120	120	1,110
High school: 1 to 3 years.....	156,900	125,490	124,950	17,520	101,010	2,610	1,290	2,430	90	540	31,410	31,020	210	180	1,710
4 years.....	169,920	154,650	153,900	29,460	113,580	3,900	2,430	3,780	750	750	15,270	14,820	150	300	1,410
College: 1 to 3 years.....	97,320	90,270	89,370	13,800	69,630	2,160	1,830	1,440	510	900	7,050	6,780	30	240	510
4 years or more....	10,590	9,900	9,780	1,290	7,620	210	420	180	60	120	690	660	...	30	60
School years not reported.....	18,570	14,940	14,400	2,370	11,160	270	210	180	210	540	3,630	3,420	90	120	840
Median school years completed...	10.5	11.3	11.3	12.3	10.9	12.3	12.5	9.0	...	7.3	7.8	7.8	...	...	5.6
22 to 24 years old.....	1,104,750	876,750	866,910	74,700	743,940	12,960	9,660	23,160	2,490	9,840	228,000	224,880	1,590	1,530	29,730
No school years completed.....	16,470	9,780	8,430	180	6,750	30	...	1,470	...	1,350	6,690	6,480	150	60	3,390
Elementary: 1 to 4 years.....	97,770	50,790	48,600	1,110	43,590	120	120	3,630	30	2,190	46,980	46,380	180	420	8,580
5 to 7 years.....	208,530	138,780	137,580	2,910	127,830	690	750	5,280	120	1,200	69,750	69,270	360	120	7,440
8 years.....	123,240	98,160	97,740	6,240	87,270	840	990	2,190	210	420	25,080	24,810	90	180	1,920
High school: 1 to 3 years.....	243,240	201,750	200,850	16,320	175,560	2,730	1,770	4,290	180	900	41,490	41,070	180	240	3,600
4 years.....	201,540	183,810	182,610	19,980	152,280	3,720	2,580	3,480	570	1,200	17,730	17,220	240	270	2,640
College: 1 to 3 years.....	133,200	121,800	120,600	17,550	95,340	3,300	1,770	1,860	780	1,200	11,400	11,070	210	120	780
4 years or more....	53,280	50,670	50,100	7,740	38,610	1,380	1,290	660	420	570	2,610	2,460	30	120	300
School years not reported.....	27,480	21,210	20,400	2,670	16,710	150	390	300	180	810	6,270	6,120	150	...	1,080
Median school years completed...	10.1	10.9	11.0	12.5	10.7	12.5	12.4	8.5	...	7.4	7.5	7.4	...	...	5.9

[1] In 5 Southwestern States.

Table 5.—ETHNIC CHARACTERISTICS: PERSONS 14 YEARS OLD AND OVER, BY YEARS OF SCHOOL COMPLETED, AGE, AND SEX, FOR THE UNITED STATES, BY REGIONS: 1950—Con.

[Based on 3⅓-percent sample. Percent not shown where less than 0.1 or where base is less than 3,000. Median not shown where less than 1.0 or where base is less than 3,000]

Area, age, sex, and years of school completed	Total population	White								Nonwhite				White persons with Spanish surname[1]
		Total white	Native white						Foreign-born white	Total nonwhite	Negro	Indian	Other races	
			Total native white	Native parentage		Foreign or mixed parentage								
				Born in North or West	Born in South	Northern or Western European stock	Central or Eastern European stock	Southern European stock	Other stock					
SOUTH--MALE--Con.														
25 to 29 years old	1,846,260	1,489,830	1,470,840	143,670	1,240,080	25,140	22,170	35,790	3,990	18,990	356,430	351,420	2,400	2,610	42,900
No school years completed	30,960	18,780	15,960	510	13,410	60	...	1,920	60	2,820	12,180	11,910	90	180	5,820
Elementary: 1 to 4 years	189,780	102,210	98,700	1,800	89,670	270	390	6,420	150	3,510	87,570	86,760	420	390	14,580
5 to 7 years	341,460	231,360	229,560	5,100	215,550	1,200	1,410	6,090	210	1,800	110,100	109,320	420	360	9,540
8 years	197,490	161,730	160,650	9,300	144,660	1,290	1,740	3,570	90	1,080	35,760	35,370	270	120	2,940
High school: 1 to 3 years	380,370	324,780	322,920	25,110	281,760	4,800	4,410	6,150	690	1,860	55,590	54,210	630	750	4,290
4 years	352,740	327,660	325,170	43,620	259,320	8,220	6,570	6,240	1,200	2,490	25,080	24,600	240	240	2,640
College: 1 to 3 years	163,800	151,740	149,970	26,010	113,520	4,110	3,150	2,610	570	1,770	12,060	11,790	180	90	990
4 years or more	141,480	134,460	132,090	26,730	94,080	4,500	3,690	2,160	930	2,370	7,020	6,720	60	240	450
School years not reported	48,180	37,110	35,820	5,490	28,110	690	810	630	90	1,290	11,070	10,740	90	240	1,650
Median school years completed	10.1	11.0	11.0	12.6	10.5	12.6	12.4	8.9	12.6	8.7	7.0	7.0	...	...	5.1
30 to 34 years old	1,670,760	1,357,950	1,338,660	132,780	1,114,590	28,800	27,300	31,800	3,390	19,290	312,810	309,000	2,370	1,440	29,880
No school years completed	32,100	18,450	16,350	420	14,580	...	30	1,320	...	2,100	13,650	13,410	120	120	4,800
Elementary: 1 to 4 years	186,660	99,210	95,310	1,710	87,870	300	360	4,950	120	3,900	87,450	86,940	330	180	11,130
5 to 7 years	343,410	244,110	240,180	8,340	216,690	2,460	3,540	8,520	630	3,930	99,300	98,580	480	240	6,300
8 years	194,430	165,120	164,340	9,090	147,360	2,430	2,940	2,340	180	780	29,310	28,920	270	120	2,010
High school: 1 to 3 years	327,330	288,390	286,440	21,390	249,150	5,580	4,560	5,190	570	1,950	38,940	38,340	330	270	2,100
4 years	303,000	283,080	281,190	38,970	219,060	8,670	7,830	5,790	870	1,890	19,920	19,350	420	150	1,560
College: 1 to 3 years	118,800	111,270	109,980	20,760	79,920	4,110	3,210	1,620	360	1,290	7,530	7,140	240	150	480
4 years or more	120,960	114,360	112,140	27,150	74,430	4,560	4,140	1,440	420	2,220	6,600	6,420	30	150	240
School years not reported	44,070	33,960	32,730	4,950	25,530	690	690	630	240	1,230	10,110	9,900	150	60	1,260
Median school years completed	9.5	10.4	10.4	12.6	9.9	12.4	12.2	8.3	12.1	7.3	6.5	6.5	...	...	4.4
35 to 44 years	3,133,620	2,503,560	2,447,160	205,740	2,090,190	65,070	39,900	41,310	4,950	56,400	630,060	622,500	4,230	3,330	57,780
No school years completed	82,320	44,460	38,130	870	32,280	210	150	4,620	...	6,330	37,860	37,260	270	330	14,430
Elementary: 1 to 4 years	462,420	244,140	234,900	4,680	219,210	1,590	1,560	7,650	210	9,240	218,280	216,840	930	510	20,160
5 to 7 years	738,510	541,650	533,400	13,500	496,500	8,220	5,310	9,060	810	8,250	196,860	195,210	750	900	12,660
8 years	422,280	367,560	362,400	22,680	319,200	9,300	5,400	5,250	570	5,160	54,720	53,580	780	360	2,370
High school: 1 to 3 years	551,460	495,870	489,690	33,390	430,950	12,150	6,270	6,060	870	6,180	55,590	54,690	480	420	2,670
4 years	396,780	372,150	364,560	50,700	286,410	14,610	7,620	4,080	1,140	7,590	24,630	23,970	450	210	2,070
College: 1 to 3 years	193,860	183,180	180,060	30,150	136,410	7,200	4,230	1,590	480	3,120	10,680	10,260	240	180	540
4 years or more	197,760	186,030	179,460	41,340	117,360	10,440	7,500	2,160	660	6,570	11,730	11,400	120	210	600
School years not reported	88,230	68,520	64,560	8,430	51,870	1,350	1,860	840	210	3,960	19,710	19,290	210	210	2,280
Median school years completed	8.6	9.1	9.1	12.5	8.8	12.0	12.0	7.6	11.7	8.5	5.7	5.7	8.1	7.4	3.6
45 to 54 years old	2,371,590	1,886,940	1,808,910	171,600	1,523,910	72,270	21,060	18,150	1,920	78,030	484,650	479,280	2,970	2,400	40,380
No school years completed	101,610	51,660	41,700	990	37,500	240	180	2,790	...	9,960	49,950	49,350	180	420	12,930
Elementary: 1 to 4 years	437,940	241,860	226,980	6,450	209,400	3,870	1,950	5,160	150	14,880	196,080	194,910	720	450	15,720
5 to 7 years	582,570	447,090	434,130	19,920	392,340	12,780	4,440	4,110	540	12,960	135,480	134,490	570	420	6,270
8 years	375,030	339,450	330,420	31,170	279,060	14,040	3,750	2,130	270	9,030	35,580	34,440	900	240	1,110
High school: 1 to 3 years	338,100	311,610	304,920	28,230	258,690	13,230	3,150	1,380	240	6,690	26,490	25,950	150	390	1,500
4 years	211,320	200,040	190,860	30,420	144,900	11,160	3,300	780	300	9,180	11,280	10,950	210	120	960
College: 1 to 3 years	127,080	120,510	116,490	18,810	88,440	7,140	1,530	480	90	4,020	6,570	6,390	90	90	240
4 years or more	124,800	117,840	111,960	28,440	72,450	8,220	1,980	660	210	5,880	6,960	6,720	30	210	150
School years not reported	73,140	56,880	51,450	7,170	41,130	1,590	780	660	120	5,430	16,260	16,080	120	60	1,500
Median school years completed	8.1	8.5	8.5	11.5	8.4	10.0	9.0	5.6	...	7.7	4.8	4.7	...	...	2.7
55 to 64 years old	1,659,150	1,356,000	1,274,610	137,910	1,051,440	66,270	9,840	7,800	1,350	81,390	303,150	299,220	2,070	1,860	21,780
No school years completed	100,440	56,940	45,690	1,170	41,790	480	330	1,860	60	11,250	43,500	42,720	300	480	8,130
Elementary: 1 to 4 years	357,000	223,980	207,360	10,800	185,550	6,690	1,560	2,580	180	16,620	133,020	132,030	630	360	7,380
5 to 7 years	419,160	347,280	332,640	20,910	292,650	15,090	2,070	1,560	360	14,640	71,880	71,160	420	300	3,480
8 years	260,730	242,400	231,780	27,870	186,390	14,790	2,160	480	90	10,620	18,330	17,880	330	120	750
High school: 1 to 3 years	179,070	166,500	160,950	18,150	132,000	8,820	1,410	450	120	5,550	12,570	12,300	150	120	540
4 years	127,860	122,250	112,860	20,910	81,930	8,640	870	390	120	9,390	5,610	5,280	150	180	360
College: 1 to 3 years	81,900	77,880	74,610	13,920	55,290	4,590	540	240	30	3,270	4,020	3,990	...	30	180
4 years or more	77,190	73,140	69,000	17,910	44,760	5,430	540	90	270	4,140	4,050	3,960	...	90	150
School years not reported	55,800	45,630	39,720	6,270	31,080	1,740	360	150	120	5,910	10,170	9,900	90	180	810
Median school years completed	7.5	8.1	8.1	9.8	7.9	8.7	8.4	4.0	...	7.0	4.1	4.1	...	...	2.3
65 to 74 years old	1,077,780	856,080	797,640	91,740	655,740	42,000	2,790	4,560	810	58,440	221,700	219,510	1,410	780	12,900
No school years completed	99,660	51,870	42,210	1,770	38,370	720	60	1,260	30	9,660	47,790	47,370	270	150	5,820
Elementary: 1 to 4 years	283,530	181,440	170,700	10,710	151,200	6,360	660	1,650	120	10,740	102,090	101,430	390	270	4,230
5 to 7 years	268,020	229,110	218,430	16,770	189,090	10,860	810	720	180	10,680	38,910	38,310	360	240	1,740
8 years	159,960	149,430	141,150	21,720	109,500	8,730	600	450	150	8,280	10,530	10,350	150	30	330
High school: 1 to 3 years	86,520	79,140	75,030	10,380	59,490	4,620	180	180	180	4,110	7,380	7,260	120	...	150
4 years	65,130	61,470	55,440	11,880	38,640	4,680	90	120	30	6,030	3,660	3,630	...	30	180
College: 1 to 3 years	38,880	36,840	35,220	6,420	26,280	2,280	150	30	60	1,620	2,040	2,010	30	...	...
4 years or more	40,530	38,160	34,950	8,460	23,550	2,760	120	30	30	3,210	2,370	2,280	30	60	150
School years not reported	35,550	28,620	24,510	3,630	19,620	990	120	120	30	4,110	6,930	6,870	60	...	300
Median school years completed	6.5	7.4	7.4	8.7	7.0	8.3	...	3.3	...	6.9	3.3	3.3	...	...	1.5
75 years old and over	456,000	367,680	342,660	47,460	272,550	20,700	480	1,140	330	25,020	88,320	87,450	540	330	3,900
No school years completed	58,770	29,340	25,200	1,500	22,680	450	90	450	30	4,140	29,430	29,160	210	60	2,190
Elementary: 1 to 4 years	123,300	86,790	81,990	7,290	70,650	3,660	120	210	60	4,800	36,510	36,210	180	120	1,110
5 to 7 years	106,290	95,370	91,020	9,570	75,810	5,250	60	270	60	4,350	10,920	10,800	30	90	240
8 years	64,590	60,930	57,210	10,380	42,060	4,650	30	...	90	3,720	3,660	3,600	30	30	30
High school: 1 to 3 years	28,200	26,070	24,390	4,200	18,300	1,770	30	90	...	1,680	2,130	2,100	30	...	60
4 years	24,720	23,610	21,240	5,370	13,890	1,830	120	30	...	2,370	1,110	1,080	30	...	60
College: 1 to 3 years	15,870	14,820	14,040	2,820	10,260	930	...	30	...	780	1,050	1,020	...	30	30
4 years or more	15,450	14,790	13,620	3,840	8,670	1,110	...	...	...	1,170	660	660	...	...	...
School years not reported	18,810	15,960	13,950	2,490	10,230	1,050	30	60	90	2,010	2,850	2,820	30	...	180
Median school years completed	6.0	6.9	6.9	8.4	6.5	8.1	...	...	...	6.8	2.5	2.5	...	...	...

[1] In 5 Southwestern States.

Table 5.—ETHNIC CHARACTERISTICS: PERSONS 14 YEARS OLD AND OVER, BY YEARS OF SCHOOL COMPLETED, AGE, AND SEX, FOR THE UNITED STATES, BY REGIONS: 1950—Con.

[Based on 3⅓-percent sample. Percent not shown where less than 0.1 or where base is less than 3,000. Median not shown where less than 1.0 or where base is less than 3,000]

Area, age, sex, and years of school completed	Total population	White								Nonwhite				White persons with Spanish surname[1]
		Total White	Native white						Foreign-born white	Total nonwhite	Negro	Indian	Other races	
			Total native white	Native parentage		Foreign or mixed parentage								
				Born in North or West	Born in South	Northern or Western European stock	Central or Eastern European stock	Southern European stock	Other stock					
SOUTH--FEMALE														
Total, 14 years and over..	17,145,540	13,494,690	13,144,950	1,085,070	11,299,950	383,040	140,640	213,900	22,350	349,740	3,650,850	3,614,220	22,320	14,310	310,260
Total, 14 to 24 years old...	4,222,440	3,214,440	3,184,980	187,350	2,858,640	30,570	23,070	78,720	6,630	29,460	1,008,000	996,120	6,360	5,520	109,890
Total, 25 years and over....	12,923,100	10,280,250	9,959,970	897,720	8,441,310	352,470	117,570	135,180	15,720	320,280	2,642,850	2,618,100	15,960	8,790	200,370
No school years completed.....	431,760	248,280	200,880	7,440	167,710	3,180	2,490	19,890	270	47,400	183,480	180,780	1,590	1,110	57,960
Elementary: 1 to 4 years.....	1,652,580	907,440	852,240	32,130	761,940	21,750	7,500	27,840	1,080	55,200	745,140	740,250	3,090	1,800	69,210
5 to 7 years.....	2,942,940	2,096,820	2,045,790	80,730	1,860,180	59,730	16,710	26,460	1,980	51,030	846,120	839,910	3,840	2,370	37,380
8 years.....	1,776,900	1,519,080	1,479,390	117,570	1,270,350	60,000	15,840	14,130	1,500	39,690	257,820	255,810	1,650	360	9,180
High school: 1 to 3 years.....	2,268,720	1,972,710	1,944,210	143,400	1,702,500	59,160	19,350	16,800	3,000	28,500	296,010	292,440	2,640	930	10,680
4 years.....	2,045,040	1,911,600	1,863,180	259,680	1,462,050	81,690	34,230	20,970	4,560	48,420	133,440	131,070	1,530	840	8,580
College: 1 to 3 years.....	906,690	841,860	825,180	128,640	647,970	33,690	9,810	3,780	1,290	16,680	64,830	63,510	750	570	1,980
4 years or more....	608,700	550,410	536,220	97,950	403,560	24,480	6,630	2,460	1,140	14,190	58,290	57,390	360	540	1,200
School years not reported.....	289,770	232,050	212,880	30,180	165,150	8,790	5,010	2,850	900	19,170	57,720	56,940	510	270	4,200
Median school years completed...	8.7	9.4	9.5	12.2	9.1	10.4	11.1	7.1	11.6	7.8	6.3	6.3	7.4	6.7	3.3
Percent.....	100.0	100.0	100.0	100.0	100.0	100.0	100.0	100.0	100.0	100.0	100.0	100.0	100.0	100.0	100.0
No school years completed.....	3.3	2.4	2.0	0.8	2.0	0.9	2.1	14.7	1.7	14.8	6.9	6.9	10.0	12.6	28.9
Elementary: 1 to 4 years.....	12.8	8.8	8.6	3.6	9.0	6.2	6.4	20.6	6.9	17.2	28.2	28.3	19.4	20.5	34.5
5 to 7 years.....	22.8	20.4	20.5	9.0	22.0	16.9	14.2	19.6	12.6	15.9	32.0	32.1	24.1	27.0	18.7
8 years.....	13.7	14.8	14.9	13.1	15.0	17.0	13.5	10.5	9.5	12.4	9.8	9.8	10.3	4.1	4.6
High school: 1 to 3 years.....	17.6	19.2	19.5	16.0	20.2	16.8	16.5	12.4	19.1	8.9	11.2	11.2	16.5	10.6	5.3
4 years.....	15.8	18.6	18.7	28.9	17.3	23.2	29.1	15.5	29.0	15.1	5.0	5.0	9.6	9.6	4.3
College: 1 to 3 years.....	7.0	8.2	8.3	14.3	7.7	9.6	8.3	2.8	8.2	5.2	2.5	2.4	4.7	6.5	1.0
4 years or more....	4.7	5.4	5.4	10.9	4.8	6.9	5.6	1.8	7.3	4.4	2.2	2.2	2.3	6.1	0.6
School years not reported.....	2.2	2.3	2.1	3.4	2.0	2.5	4.3	2.1	5.7	6.0	2.2	2.2	3.2	3.1	2.1
14 and 15 years old.....	764,460	572,910	571,050	23,280	528,270	3,720	2,640	12,330	810	1,860	191,550	189,060	1,470	1,020	21,150
No school years completed.....	8,280	5,910	5,760	120	5,070	60	60	450	...	150	2,370	2,340	30	...	1,080
Elementary: 1 to 4 years.....	52,380	26,400	25,710	330	22,470	...	90	2,790	30	690	25,980	25,590	180	210	5,940
5 to 7 years.....	309,390	213,030	212,580	6,030	199,410	840	630	5,340	330	450	96,360	95,130	810	420	9,960
8 years.....	223,950	186,030	185,760	8,670	172,800	1,230	960	1,950	150	270	37,920	37,470	240	210	2,460
High school: 1 to 3 years.....	158,820	132,060	131,850	7,140	120,630	1,500	780	1,560	240	210	26,760	26,490	150	120	1,200
4 years.....	1,080	900	870	30	810	...	30	...	...	30	180	180	...	...	...
School years not reported.....	10,560	8,580	8,520	960	7,080	90	90	240	60	60	1,980	1,860	60	60	510
Median school years completed...	8.0	8.2	8.2	8.5	8.2	8.7	...	6.6	...	...	7.1	7.1	...	...	6.0
16 and 17 years old.....	747,780	558,390	555,540	21,540	514,290	3,750	2,340	12,810	810	2,850	189,390	187,590	1,020	780	20,130
No school years completed.....	6,750	5,040	4,710	120	4,140	60	60	330	...	330	1,710	1,620	60	30	1,200
Elementary: 1 to 4 years.....	33,420	18,390	17,610	330	14,940	60	30	2,220	30	780	15,030	14,910	120	...	4,980
5 to 7 years.....	126,720	73,590	73,110	930	67,980	210	90	3,840	60	480	53,130	52,740	120	270	6,600
8 years.....	100,620	69,090	68,880	1,860	65,070	270	90	1,530	60	210	31,530	31,200	210	120	2,070
High school: 1 to 3 years.....	431,730	352,710	351,900	15,720	326,580	2,730	1,830	4,440	600	810	79,020	78,270	420	330	4,590
4 years.....	35,400	29,670	29,520	1,590	27,180	300	120	270	60	150	5,730	5,670	30	30	420
College: 1 to 3 years.....	3,030	2,130	2,070	240	1,680	30	30	90	...	60	900	870	30	...	90
School years not reported.....	10,110	7,770	7,740	750	6,720	90	90	90	...	30	2,340	2,310	30	...	180
Median school years completed...	9.7	9.9	9.9	10.4	9.9	10.4	...	8.0	...	...	8.8	8.7	...	...	6.7
18 and 19 years old.....	766,650	580,740	576,780	32,760	518,760	5,070	4,110	14,700	1,380	3,960	185,910	183,630	1,200	1,080	19,320
No school years completed.....	6,720	4,800	4,320	210	3,480	60	30	540	...	480	1,920	1,860	...	60	1,410
Elementary: 1 to 4 years.....	32,760	18,270	17,670	330	15,270	30	60	1,980	...	600	14,490	14,130	150	210	4,680
5 to 7 years.....	108,120	62,610	61,950	1,170	57,300	210	90	3,120	60	660	45,510	45,210	150	150	5,040
8 years.....	75,480	52,890	52,740	1,410	50,100	120	120	930	60	150	22,590	22,410	150	30	1,530
High school: 1 to 3 years.....	260,460	194,160	193,530	8,340	178,590	1,320	660	4,260	360	630	66,300	65,460	540	300	3,960
4 years.....	209,520	186,450	185,370	14,490	162,600	2,160	2,250	3,300	570	1,080	23,070	22,710	150	210	2,130
College: 1 to 3 years.....	59,550	50,730	50,580	5,700	42,570	900	660	480	270	150	8,820	8,640	60	120	270
4 years or more....	1,470	1,200	1,170	30	1,050	30	30	...	30	30	270	270	...	...	60
School years not reported.....	12,570	9,630	9,450	1,080	7,800	240	210	90	30	180	2,940	2,940	...	...	240
Median school years completed...	10.8	11.3	11.3	12.3	11.2	12.3	12.4	9.5	...	9.0	9.3	9.3	...	...	7.1
20 and 21 years old.....	763,860	587,310	581,520	38,130	514,650	6,630	5,130	15,210	1,770	5,790	176,550	174,120	1,170	1,260	19,440
No school years completed.....	8,460	5,400	4,860	180	3,690	30	60	870	30	540	3,060	2,940	90	30	2,040
Elementary: 1 to 4 years.....	36,570	19,350	18,840	330	15,570	30	90	2,700	120	510	17,220	16,860	240	120	4,410
5 to 7 years.....	112,200	67,830	67,260	1,110	61,830	300	150	3,810	60	570	44,370	43,830	150	390	5,760
8 years.....	72,690	51,600	51,180	1,680	47,820	330	270	1,020	60	420	21,090	20,760	150	180	1,560
High school: 1 to 3 years.....	192,480	144,690	143,790	8,010	131,280	1,230	870	2,160	240	900	47,790	47,370	210	210	3,000
4 years.....	217,470	192,060	190,380	15,510	166,470	2,610	1,950	3,240	600	1,680	25,410	25,140	180	90	1,800
College: 1 to 3 years.....	95,550	82,710	82,020	9,210	68,370	1,620	1,260	1,140	420	690	12,840	12,570	120	150	570
4 years or more....	14,400	12,660	12,450	1,020	10,740	270	180	120	120	210	1,740	1,740	...	...	60
School years not reported.....	14,040	11,010	10,740	1,080	8,880	210	300	150	120	270	3,030	2,910	30	90	240
Median school years completed...	11.3	12.0	12.0	12.5	11.8	12.5	12.5	8.1	...	11.3	9.1	9.1	...	...	6.6
22 to 24 years old.....	1,179,690	915,090	900,090	71,640	782,670	11,400	8,850	23,670	1,860	15,000	264,600	261,720	1,500	1,380	29,850
No school years completed.....	14,250	9,990	9,060	330	7,080	30	30	1,590	...	930	4,260	4,140	30	90	3,720
Elementary: 1 to 4 years.....	67,590	34,710	33,540	1,020	28,020	120	90	4,200	90	1,170	32,880	32,610	30	240	8,100
5 to 7 years.....	185,430	110,070	108,870	2,220	100,890	570	450	4,620	120	1,200	75,360	74,820	360	180	7,830
8 years.....	116,130	85,560	83,940	3,540	77,430	600	510	1,740	120	1,620	30,570	30,270	180	120	1,890
High school: 1 to 3 years.....	291,630	229,650	226,920	14,610	203,940	2,340	1,260	4,410	360	2,730	61,980	61,350	360	270	3,360
4 years.....	323,790	289,800	285,270	28,440	242,490	4,800	3,960	4,860	720	4,530	33,990	33,450	300	240	3,510
College: 1 to 3 years.....	98,310	85,200	83,610	11,610	67,470	1,890	1,320	1,140	180	1,590	13,110	12,900	90	120	630
4 years or more....	60,000	52,140	51,450	7,620	41,220	870	960	600	180	690	7,860	7,800	...	60	180
School years not reported.....	22,560	17,970	17,430	2,250	14,130	180	270	510	90	540	4,590	4,380	150	60	630
Median school years completed...	11.0	11.7	11.7	12.5	11.5	12.4	12.5	8.7	...	11.5	8.6	8.6	...	...	6.1

[1] In 5 Southwestern States.

Table 5.—ETHNIC CHARACTERISTICS: PERSONS 14 YEARS OLD AND OVER, BY YEARS OF SCHOOL COMPLETED, AGE, AND SEX, FOR THE UNITED STATES, BY REGIONS: 1950—Con.

[Based on 3⅓-percent sample. Percent not shown where less than 0.1 or where base is less than 3,000. Median not shown where less than 1.0 or where base is less than 3,000]

Area, age, sex, and years of school completed	Total population	White								Nonwhite				White persons with Spanish surname[1]
		Total white	Native white						Foreign-born white	Total nonwhite	Negro	Indian	Other races	
			Total native white	Native parentage		Foreign or mixed parentage								
				Born in North or West	Born in South	Northern or Western European stock	Central or Eastern European stock	Southern European stock	Other stock					
SOUTH--FEMALE--Con.														
25 to 29 years old	1,963,980	1,545,060	1,517,040	136,680	1,296,870	24,270	20,430	35,340	3,450	28,020	418,920	413,850	2,610	2,460	41,940
No school years completed	26,280	17,340	15,900	510	12,450	120	30	2,730	60	1,440	8,940	8,700	90	150	6,660
Elementary: 1 to 4 years	137,700	70,890	68,160	1,230	59,370	300	360	6,900	...	2,730	66,810	66,210	300	300	14,100
5 to 7 years	348,990	215,820	213,030	4,230	109,830	1,080	1,350	6,480	60	2,790	133,170	132,180	540	450	10,260
8 years	195,840	150,300	148,290	6,540	135,630	1,410	1,470	3,000	240	2,010	45,540	45,300	150	90	2,490
High school: 1 to 3 years	447,180	363,030	359,070	20,460	325,320	4,200	3,570	4,770	750	3,960	84,150	82,920	900	330	3,240
4 years	514,140	471,090	462,240	58,830	373,080	10,950	9,330	8,520	1,530	8,850	43,050	42,180	420	450	3,540
College: 1 to 3 years	159,360	143,460	140,400	25,740	107,310	3,150	2,190	1,590	420	3,060	15,900	15,450	150	300	570
4 years or more	97,320	84,840	82,830	15,420	62,460	2,490	1,410	780	270	2,010	12,480	12,150	30	300	270
School years not reported	37,170	28,290	27,120	3,720	21,420	570	720	570	120	1,170	8,880	8,760	30	90	810
Median school years completed	10.7	11.5	11.5	12.6	11.1	12.4	12.3	8.4	12.4	12.1	7.9	7.9	...	...	4.9
30 to 34 years old	1,795,950	1,432,080	1,411,590	118,710	1,203,660	29,070	25,650	31,290	3,210	20,490	363,870	360,180	2,400	1,290	29,100
No school years completed	41,010	33,300	30,240	3,240	19,650	1,230	1,470	4,560	90	3,060	7,710	7,500	90	120	5,400
Elementary: 1 to 4 years	143,340	74,640	71,790	1,920	62,760	450	570	5,940	150	2,850	68,700	68,280	300	120	10,710
5 to 7 years	361,770	233,820	232,140	4,620	217,470	1,830	2,490	5,370	360	1,680	127,950	126,900	570	480	6,810
8 years	207,960	164,820	163,350	7,260	148,050	1,980	2,610	3,300	150	1,470	43,140	42,900	240	...	1,740
High school: 1 to 3 years	380,790	321,780	319,500	17,790	287,760	4,650	4,350	4,470	480	2,280	59,010	58,260	480	270	1,830
4 years	396,960	369,960	365,370	45,120	294,450	10,170	8,670	5,790	1,170	4,590	27,000	26,430	420	150	1,830
College: 1 to 3 years	130,740	119,190	117,300	19,710	89,430	4,710	2,460	720	270	1,890	11,550	11,340	90	120	180
4 years or more	99,240	87,750	86,130	16,140	63,900	3,300	1,860	600	330	1,620	11,490	11,370	120	...	180
School years not reported	34,140	26,820	25,770	2,910	20,190	750	1,170	540	210	1,050	7,320	7,200	90	30	420
Median school years completed	10.0	10.8	10.8	12.5	10.5	12.4	12.1	7.7	12.2	9.9	7.4	7.4	...	...	4.3
35 to 44 years old	3,284,910	2,574,630	2,519,940	194,820	2,177,310	66,510	38,850	38,100	4,350	54,690	710,280	703,980	3,840	2,460	53,820
No school years completed	62,580	37,260	30,810	570	24,960	180	150	4,950	...	6,450	25,320	24,870	120	330	14,310
Elementary: 1 to 4 years	344,760	167,340	157,170	3,750	142,350	1,560	1,680	7,530	300	10,170	177,420	176,280	570	570	20,160
5 to 7 years	750,930	492,960	485,010	12,810	450,600	6,990	5,580	8,430	600	7,950	257,970	256,410	840	720	9,990
8 years	446,760	366,150	360,450	18,120	323,220	7,800	6,150	4,680	480	5,700	80,610	79,770	690	150	2,670
High school: 1 to 3 years	639,120	554,280	548,460	33,990	488,340	13,830	6,510	4,860	930	5,820	84,840	83,820	780	240	3,000
4 years	535,470	501,780	493,020	59,790	397,320	18,960	11,040	4,800	1,110	8,760	33,690	33,150	360	180	1,560
College: 1 to 3 years	252,960	234,630	230,910	31,560	185,910	8,550	3,330	1,140	420	3,720	18,330	17,970	270	90	780
4 years or more	184,950	166,650	163,410	27,450	125,250	7,110	2,610	720	270	3,240	18,300	17,970	150	180	300
School years not reported	67,380	53,580	50,700	6,780	39,360	1,530	1,800	990	240	2,880	13,800	13,740	60	...	1,050
Median school years completed	9.0	10.1	10.1	12.4	9.8	12.1	11.3	7.2	11.2	8.2	6.7	6.7	8.5	...	3.4
45 to 54 years old	2,457,360	1,935,240	1,862,340	162,660	1,586,520	73,860	19,620	17,160	2,520	72,900	522,120	517,980	3,060	1,080	37,080
No school years completed	82,410	45,060	34,710	510	29,940	270	150	3,750	90	10,350	37,350	36,840	360	150	13,620
Elementary: 1 to 4 years	352,290	179,850	166,110	4,680	151,380	3,690	1,920	4,140	300	13,740	172,440	171,390	810	240	13,350
5 to 7 years	614,010	439,740	427,770	14,940	391,620	12,900	4,350	3,540	420	11,970	174,270	173,070	780	420	5,460
8 years	377,880	329,670	320,340	26,250	275,640	12,690	3,420	2,010	330	9,330	48,210	47,820	330	60	1,380
High school: 1 to 3 years	396,540	355,890	349,740	27,450	303,180	13,650	3,270	1,560	630	6,150	40,650	40,290	330	30	1,170
4 years	282,840	266,250	256,350	39,780	195,090	16,020	3,960	1,140	360	9,900	16,590	16,410	150	30	900
College: 1 to 3 years	177,360	166,830	162,780	23,400	130,140	7,590	1,320	240	90	4,050	10,530	10,350	120	60	270
4 years or more	117,300	107,430	104,460	19,590	78,630	5,370	390	330	150	2,970	9,870	9,780	30	60	180
School years not reported	56,730	44,520	40,080	6,060	30,900	1,680	840	450	150	4,440	12,210	12,030	150	30	750
Median school years completed	8.4	8.9	8.9	12.1	8.7	10.4	8.9	5.4	...	7.5	5.8	5.8	6.1	...	2.4
55 to 64 years old	1,702,290	1,405,860	1,338,450	136,710	1,110,450	72,270	9,360	8,310	1,350	67,410	296,430	293,790	1,890	750	21,660
No school years completed	78,180	46,860	34,560	750	30,960	270	330	2,250	...	12,300	31,320	30,960	240	120	9,120
Elementary: 1 to 4 years	302,460	185,010	172,290	7,500	154,530	6,060	1,860	2,040	300	12,720	117,450	116,640	510	300	6,900
5 to 7 years	434,670	349,830	338,040	18,720	298,350	16,860	1,980	1,860	270	11,790	84,840	83,880	750	210	3,030
8 years	281,100	257,610	248,010	26,700	203,760	14,910	1,710	780	150	9,600	23,490	23,340	120	30	570
High school: 1 to 3 years	230,250	214,260	209,250	22,830	172,170	11,880	1,440	780	150	5,010	15,990	15,990	...	...	840
4 years	165,090	158,190	150,510	28,620	108,360	12,030	990	300	210	7,680	6,900	6,810	60	30	330
College: 1 to 3 years	105,060	99,630	97,530	15,300	76,800	4,860	420	90	60	2,100	5,430	5,340	90	...	90
4 years or more	62,430	58,620	56,670	11,400	41,550	3,360	240	30	90	1,950	3,810	3,780	30	...	150
School years not reported	43,050	35,850	31,590	4,890	23,970	2,040	390	180	120	4,260	7,200	7,050	90	60	630
Median school years completed	8.1	8.4	8.4	10.6	8.3	8.8	8.2	4.6	...	6.7	4.9	4.9	...	...	1.8
65 to 74 years old	1,191,090	950,340	899,430	94,740	742,440	55,170	2,790	3,840	450	50,910	240,750	238,650	1,560	540	12,000
No school years completed	88,530	42,720	33,480	1,050	30,360	660	270	1,110	30	9,240	45,810	45,240	390	180	5,820
Elementary: 1 to 4 years	255,780	151,860	143,160	7,320	128,670	5,400	720	1,050	...	8,700	103,920	103,230	480	210	3,240
5 to 7 years	303,840	249,540	240,480	15,060	210,900	13,050	780	570	120	9,060	54,300	54,000	270	30	1,470
8 years	184,980	172,200	164,490	20,310	130,650	12,810	360	270	90	7,710	12,780	12,630	120	30	210
High school: 1 to 3 years	128,880	119,550	115,740	14,580	93,120	7,440	210	330	60	3,810	9,330	9,150	150	30	480
4 years	105,750	100,800	95,160	18,660	66,780	9,030	180	420	90	5,640	4,950	4,830	120	...	300
College: 1 to 3 years	57,630	55,440	54,120	8,580	42,030	3,420	60	...	30	1,320	2,190	2,160	30	...	60
4 years or more	33,990	32,190	30,300	5,580	22,590	2,010	120	...	...	1,890	1,800	1,800	...	...	60
School years not reported	31,710	26,040	22,500	3,600	17,340	1,350	90	90	30	3,540	5,670	5,610	...	60	360
Median school years completed	7.3	8.1	8.1	9.4	7.9	8.6	...	3.9	...	6.9	3.8	3.8	...	...	1.0
75 years old and over	527,520	437,040	411,180	53,400	324,060	31,320	870	1,140	390	25,860	90,480	89,670	600	210	4,770
No school years completed	52,770	25,740	21,180	810	19,290	450	90	540	...	4,560	27,030	26,670	300	60	3,030
Elementary: 1 to 4 years	116,250	77,850	73,560	5,730	62,880	4,290	390	240	30	4,290	38,400	38,220	120	60	750
5 to 7 years	128,730	115,110	109,320	10,350	91,410	7,020	180	210	150	5,790	13,620	13,470	90	60	360
8 years	82,380	78,330	74,460	12,390	53,400	8,400	120	90	60	3,870	4,050	4,050	...	...	120
High school: 1 to 3 years	45,960	43,920	42,450	6,300	32,610	3,510	...	30	...	1,470	2,040	2,010	...	30	120
4 years	44,790	43,530	40,530	8,880	26,970	4,530	60	...	90	3,000	1,260	1,260	...	...	120
College: 1 to 3 years	23,580	22,680	22,140	4,350	16,350	1,410	30	...	...	540	900	900	...	...	30
4 years or more	13,470	12,930	12,420	2,370	9,180	840	...	...	30	510	540	540	...	...	60
School years not reported	19,590	16,950	15,120	2,220	11,970	870	...	30	30	1,830	2,640	2,550	90	...	180
Median school years completed	7.0	7.8	7.8	8.7	7.4	8.4	...	...	...	6.6	2.8	2.8	...	...	...

[1] In 5 Southwestern States.

Table 6.—NONWHITE POPULATION BY RACE AND NATIVITY: PERSONS 14 YEARS OLD AND OVER, BY YEARS OF SCHOOL COMPLETED AND AGE, FOR THE UNITED STATES: 1950

[Based on 3⅓-percent sample. Percent not shown where less than 0.1 or where base is less than 3,000. Median not shown where less than 1.0 or where base is less than 3,000]

Age, sex, and years of school completed	Total nonwhite	Negro			Other races						
		Total	Nativity		Total	Nativity		Race			
			Native	Foreign born		Native	Foreign born	Indian	Japanese	Chinese	All other
MALE											
Total, 14 years old and over	5,298,060	5,013,540	4,958,190	55,350	284,520	181,470	103,050	109,590	57,030	62,430	55,470
Total, 14 to 24 years old	1,356,780	1,284,270	1,281,120	3,150	72,510	63,960	8,550	37,830	13,110	11,400	10,170
No school years completed	27,480	21,750	21,720	30	5,730	5,610	120	5,160	30	210	330
Elementary: 1 to 4 years	208,290	201,660	201,300	360	6,630	6,120	510	4,500	210	510	1,410
5 to 7 years	406,620	393,510	392,970	540	13,110	11,970	1,140	9,480	600	1,260	1,770
8 years	179,130	170,280	169,950	330	8,850	7,770	1,080	5,250	960	1,230	1,410
High school: 1 to 3 years	334,110	317,670	316,950	720	16,440	14,220	2,220	7,890	3,540	2,730	2,280
4 years	116,790	105,330	104,820	510	11,460	10,440	1,020	3,000	4,860	2,520	1,080
College: 1 to 3 years	42,000	36,180	35,880	300	5,820	4,500	1,320	720	2,040	2,040	1,020
4 years or more	6,450	5,520	5,460	60	930	660	270	90	450	270	120
School years not reported	35,910	32,370	32,070	300	3,540	2,670	870	1,740	420	630	750
Median school years completed	8.1	8.1	8.1	9.7	9.0	8.9	10.3	7.7	12.2	11.4	8.9
Total, 25 years old and over	3,941,280	3,729,270	3,677,070	52,200	212,010	117,510	94,500	71,760	43,920	51,030	45,300
No school years completed	300,690	275,040	272,460	2,580	25,650	14,010	11,640	10,920	1,260	9,000	4,470
Elementary: 1 to 4 years	1,102,020	1,069,290	1,062,870	6,420	32,730	16,620	16,110	12,750	2,370	8,220	9,390
5 to 7 years	1,020,870	987,030	975,420	11,610	33,840	18,360	15,480	14,100	3,570	6,900	9,270
8 years	428,910	400,200	392,130	8,070	28,710	15,510	13,200	11,970	6,420	5,580	4,740
High school: 1 to 3 years	454,050	430,440	424,110	6,330	23,610	13,020	10,590	8,370	5,160	4,650	5,430
4 years	284,550	252,810	244,320	8,490	31,740	20,460	11,280	6,600	15,570	5,040	4,530
College: 1 to 3 years	108,390	97,590	94,710	2,880	10,800	6,930	3,870	1,920	3,930	2,760	2,190
4 years or more	80,790	69,240	66,840	2,400	11,550	5,550	6,000	1,050	4,110	4,350	2,040
School years not reported	161,010	147,630	144,210	3,420	13,380	7,050	6,330	4,080	1,530	4,530	3,240
Median school years completed	6.4	6.4	6.3	8.5	8.2	8.4	8.1	7.2	12.2	7.6	7.3
Percent, 25 years old and over	100.0	100.0	100.0	100.0	100.0	100.0	100.0	100.0	100.0	100.0	100.0
No school years completed	7.6	7.4	7.4	4.9	12.1	11.9	12.3	15.2	2.9	17.6	9.9
Elementary: 1 to 4 years	28.0	28.7	28.9	12.3	15.4	14.1	17.0	17.8	5.4	16.1	20.7
5 to 7 years	25.9	26.5	26.5	22.2	16.0	15.6	16.4	19.6	8.1	13.5	20.5
8 years	10.9	10.7	10.7	15.5	13.5	13.2	14.0	16.7	14.6	10.9	10.5
High school: 1 to 3 years	11.5	11.5	11.5	12.1	11.1	11.1	11.2	11.7	11.7	9.1	12.0
4 years	7.2	6.8	6.6	16.3	15.0	17.4	11.9	9.2	35.5	9.9	10.0
College: 1 to 3 years	2.8	2.6	2.6	5.5	5.1	5.9	4.1	2.7	8.9	5.4	4.8
4 years or more	2.0	1.9	1.8	4.6	5.4	4.7	6.3	1.5	9.4	8.5	4.5
School years not reported	4.1	4.0	3.9	6.6	6.3	6.0	6.7	5.7	3.5	8.9	7.2
FEMALE											
Total, 14 years old and over	5,692,830	5,489,580	5,439,660	49,920	203,250	166,110	37,140	102,210	50,790	28,140	22,110
Total, 14 to 24 years old	1,489,740	1,421,820	1,418,010	3,810	67,920	61,980	5,940	35,250	14,190	9,960	8,520
No school years completed	21,570	16,260	16,140	120	5,310	4,800	510	4,350	60	690	210
Elementary: 1 to 4 years	119,700	114,960	114,750	210	4,740	4,260	480	3,270	180	390	900
5 to 7 years	380,520	368,820	368,040	780	11,700	10,770	930	8,490	450	840	1,920
8 years	209,250	200,970	200,580	390	8,280	7,590	690	5,610	750	840	1,080
High school: 1 to 3 years	460,710	444,660	443,880	780	16,050	15,000	1,050	7,950	3,660	2,220	2,220
4 years	192,360	179,550	178,590	960	12,810	11,940	870	3,120	5,910	2,790	990
College: 1 to 3 years	60,390	55,680	55,500	180	4,710	4,320	390	600	2,100	1,320	690
4 years or more	15,810	14,670	14,640	30	1,140	780	360	30	510	480	120
School years not reported	29,430	26,250	25,890	360	3,180	2,520	660	1,830	570	390	390
Median school years completed	9.0	9.0	9.0	9.9	9.4	9.5	9.1	8.1	12.3	11.7	9.0
Total, 25 years old and over	4,203,090	4,067,760	4,021,650	46,110	135,330	104,130	31,200	66,960	36,600	18,180	13,590
No school years completed	234,270	215,040	212,790	2,250	19,230	15,060	4,170	13,410	1,440	2,910	1,470
Elementary: 1 to 4 years	939,210	922,950	916,860	6,090	16,260	12,270	3,990	9,720	1,740	2,280	2,520
5 to 7 years	1,207,770	1,186,050	1,174,710	11,340	21,720	17,340	4,380	13,890	2,760	2,310	2,760
8 years	510,030	492,780	485,580	7,200	17,250	12,270	4,980	9,630	5,010	1,380	1,230
High school: 1 to 3 years	602,730	586,590	580,290	6,300	16,140	13,740	2,400	9,630	3,120	1,470	1,920
4 years	370,470	342,450	334,140	8,310	28,020	21,750	6,270	5,730	16,320	3,930	2,040
College: 1 to 3 years	127,590	120,900	119,640	1,260	6,690	5,310	1,380	1,680	3,030	1,290	690
4 years or more	96,930	91,800	90,690	1,110	5,130	2,700	2,430	720	2,160	1,650	600
School years not reported	114,090	109,200	106,950	2,250	4,890	3,690	1,200	2,550	1,020	960	360
Median school years completed	7.2	7.1	7.1	8.3	8.5	8.5	8.5	7.0	12.2	8.8	7.9
Percent, 25 years old and over	100.0	100.0	100.0	100.0	100.0	100.0	100.0	100.0	100.0	100.0	100.0
No school years completed	5.6	5.3	5.3	4.9	14.2	14.5	13.4	20.0	3.9	16.0	10.8
Elementary: 1 to 4 years	22.3	22.7	22.8	13.2	12.0	11.8	12.8	14.5	4.8	12.5	18.5
5 to 7 years	28.7	29.2	29.2	24.6	16.0	16.7	14.0	20.7	7.5	12.7	20.3
8 years	12.1	12.1	12.1	15.6	12.7	11.8	16.0	14.4	13.7	7.6	9.1
High school: 1 to 3 years	14.3	14.4	14.4	13.7	11.9	13.2	7.7	14.4	8.5	8.1	14.1
4 years	8.8	8.4	8.3	18.0	20.7	20.9	20.1	8.6	44.6	21.6	15.0
College: 1 to 3 years	3.0	3.0	3.0	2.7	4.9	5.1	4.4	2.5	8.3	7.1	5.1
4 years or more	2.3	2.3	2.3	2.4	3.8	2.6	7.8	1.1	5.9	9.1	4.4
School years not reported	2.7	2.7	2.7	4.9	3.6	3.5	3.8	3.8	2.8	5.3	2.6

Table 7.—RESIDENCE IN 1949: PERSONS 14 YEARS OLD AND OVER, BY YEARS OF SCHOOL COMPLETED, AGE, COLOR, AND SEX, FOR THE UNITED STATES, BY REGIONS: 1950

[Based on 3⅓-percent sample. Percent not shown where less than 0.1 or where base is less than 3,000. Median not shown where less than 1.0 or where base is less than 3,000]

Age, color, sex, and years of school completed	United States					North and West					South				
	Total population	Same house as in 1950	Different house, same county	Different county	Abroad or not reported	Total population	Same house as in 1950	Different house, same county	Different county	Abroad or not reported	Total population	Same house as in 1950	Different house, same county	Different county	Abroad or not reported
MALE--TOTAL															
Total, 14 yrs. and over	54,611,310	43,656,660	6,151,800	3,436,140	1,366,710	38,218,740	31,205,700	3,927,540	2,120,100	965,400	16,392,570	12,450,960	2,224,260	1,316,040	401,310
Total, 14 to 24 yrs. old	11,984,190	8,824,080	1,605,120	1,153,410	401,580	7,806,780	5,911,290	956,220	684,810	254,460	4,177,410	2,912,790	648,900	468,600	147,120
Total, 25 yrs. and over	42,627,120	34,832,580	4,546,680	2,282,730	965,130	30,411,960	25,294,410	2,971,320	1,435,290	710,940	12,215,160	9,538,170	1,575,360	847,440	254,190
No school years completed	1,120,950	961,560	100,650	39,000	19,740	615,090	550,920	37,950	15,600	10,620	505,860	410,640	62,700	23,400	9,120
Elementary: 1 to 4 years	3,952,770	3,326,700	422,760	160,530	42,780	1,912,140	1,670,400	156,390	61,890	23,460	2,040,630	1,656,300	266,370	98,640	19,320
5 to 7 years	7,003,500	5,928,450	714,270	294,960	65,820	4,204,080	3,651,990	363,660	147,660	40,770	2,799,420	2,276,460	350,610	147,300	25,050
8 years	8,847,630	7,597,440	805,140	366,270	78,780	7,173,120	6,247,080	601,770	263,430	60,840	1,674,510	1,350,360	203,370	102,840	17,940
High school: 1 to 3 years	6,974,400	5,679,630	833,460	384,570	76,740	5,083,350	4,222,740	570,750	238,590	51,270	1,891,050	1,456,890	262,710	145,980	25,470
4 years	7,511,130	6,071,400	901,950	447,150	90,630	6,029,580	4,959,180	694,500	311,400	64,500	1,481,550	1,112,220	207,450	135,750	26,130
College: 1 to 3 years	2,888,430	2,247,360	369,540	231,690	39,840	2,148,240	1,701,120	265,290	155,100	26,730	740,190	546,240	104,250	76,590	13,110
4 yrs. or more	3,008,100	2,327,640	322,980	311,580	45,900	2,289,930	1,806,480	236,220	214,230	33,000	718,170	521,160	86,760	97,350	12,900
School years not reported	1,320,210	692,400	75,930	46,980	504,900	956,430	484,500	44,790	27,390	399,750	363,780	207,900	31,140	19,590	105,150
Median school years	9.0	8.9	9.7	11.0	9.9	9.5	9.2	10.6	11.7	10.2	8.3	8.2	8.5	9.9	9.4
Percent	100.0	100.0	100.0	100.0	100.0	100.0	100.0	100.0	100.0	100.0	100.0	100.0	100.0	100.0	100.0
No school years completed	2.6	2.8	2.2	1.7	2.0	2.0	2.2	1.3	1.1	1.5	4.1	4.3	4.0	2.8	3.6
Elementary: 1 to 4 years	9.3	9.6	9.3	7.0	4.4	6.3	6.6	5.3	4.3	3.3	16.7	17.4	16.9	11.6	7.6
5 to 7 years	16.4	17.0	15.7	12.9	6.8	13.8	14.4	12.2	10.3	5.7	22.9	23.9	22.3	17.4	9.9
8 years	20.8	21.8	17.7	16.0	8.2	23.6	24.7	20.3	18.4	8.6	13.7	14.2	12.9	12.1	7.1
High school: 1 to 3 years	16.4	16.3	18.3	16.8	8.0	16.7	16.7	19.2	16.6	7.2	15.5	15.3	16.7	17.2	10.0
4 years	17.6	17.4	19.8	19.6	9.4	19.8	19.6	23.4	21.7	9.1	12.1	11.7	13.2	16.0	10.3
College: 1 to 3 years	6.8	6.5	8.1	10.1	4.1	7.1	6.7	8.9	10.8	3.8	6.1	5.7	6.6	9.0	5.2
4 yrs. or more	7.1	6.7	7.1	13.6	4.8	7.5	7.1	8.0	14.9	4.6	5.9	5.5	5.5	11.5	5.1
School years not reported	3.1	2.0	1.7	2.1	52.3	3.1	1.9	1.5	1.9	56.2	3.0	2.2	2.0	2.3	41.4
14 and 15 years old	2,176,980	1,886,520	178,740	83,730	27,990	1,383,000	1,221,120	95,160	48,120	18,600	793,980	665,400	83,580	35,610	9,390
No school years completed	24,270	20,520	1,830	1,200	720	15,420	13,410	960	630	420	8,850	7,110	870	570	300
Elementary: 1 to 4 years	125,070	99,870	16,380	7,530	1,290	28,620	23,970	2,160	1,950	540	96,450	75,900	14,220	5,580	750
5 to 7 years	824,880	704,550	79,320	34,980	6,030	451,440	392,460	37,320	18,600	3,060	373,440	312,090	42,000	16,380	2,970
8 years	659,400	584,220	47,790	23,340	4,050	473,700	423,690	31,470	15,540	3,000	185,700	160,530	16,320	7,800	1,050
High school: 1 to 3 years	489,570	441,630	29,820	14,730	3,390	374,820	341,130	21,060	10,080	2,550	114,750	100,500	8,760	4,650	840
4 years	3,630	3,120	240	240	30	2,670	2,310	180	150	30	960	810	60	90	...
School years not reported	50,160	32,610	3,360	1,710	12,480	36,330	24,150	2,010	1,170	9,000	13,830	8,460	1,350	540	3,480
Median school years	8.1	8.2	7.6	7.8	7.9	8.4	8.4	8.2	8.1	8.3	7.3	7.4	6.9	7.1	6.9
16 and 17 years old	2,117,190	1,808,400	168,390	109,260	31,140	1,350,960	1,181,160	86,700	62,070	21,030	766,230	627,240	81,690	47,190	10,110
No school years completed	18,660	14,460	2,220	1,140	840	9,480	7,860	750	660	210	9,180	6,600	1,470	480	630
Elementary: 1 to 4 years	89,010	68,820	12,480	6,060	1,650	21,690	18,030	1,770	1,260	630	67,320	50,790	10,710	4,800	1,020
5 to 7 years	281,910	226,920	33,540	18,660	2,790	96,480	79,440	8,400	7,560	1,080	185,430	147,480	25,140	11,100	1,710
8 years	280,110	231,780	26,340	19,110	2,880	165,750	137,850	14,220	11,730	1,950	114,360	93,930	12,120	7,380	930
High school: 1 to 3 years	1,329,090	1,178,820	87,450	53,700	9,120	972,990	874,200	57,810	34,710	6,270	356,100	304,620	29,640	18,990	2,850
4 years	73,590	60,120	3,930	8,610	930	52,590	44,670	2,490	4,800	630	21,000	15,450	1,440	3,810	300
College: 1 to 3 years	5,250	4,200	420	540	90	3,360	2,760	210	360	30	1,890	1,440	210	180	60
School years not reported	39,570	23,280	2,010	1,440	12,840	28,620	16,350	1,050	990	10,230	10,950	6,930	960	450	2,610
Median school years	9.8	9.9	9.3	9.5	9.3	10.1	10.2	9.9	9.8	9.7	9.0	9.1	8.3	8.9	8.4
18 and 19 years old	2,149,110	1,575,930	217,440	272,040	83,700	1,370,760	1,040,430	119,790	158,760	51,780	778,350	535,500	97,650	113,280	31,920
No school years completed	16,890	13,140	1,440	1,500	810	8,160	6,840	420	720	180	8,730	6,300	1,020	780	630
Elementary: 1 to 4 years	79,320	58,230	12,600	6,570	1,920	16,710	12,600	1,890	1,620	600	62,610	45,630	10,710	4,950	1,320
5 to 7 years	213,870	155,610	31,470	20,460	6,330	70,470	51,420	8,250	7,500	3,300	143,400	104,190	23,220	12,960	3,030
8 years	211,050	151,560	27,060	22,920	9,510	127,890	94,830	14,070	13,170	5,820	83,160	56,730	12,990	9,750	3,690
High school: 1 to 3 years	719,970	556,680	67,590	69,720	25,980	471,210	375,420	40,860	40,110	14,820	248,760	181,260	26,730	29,610	11,160
4 years	689,130	494,160	54,120	124,260	16,590	519,630	392,460	38,340	77,910	10,920	169,500	101,700	15,780	46,350	5,670
College: 1 to 3 years	173,010	126,840	20,700	22,950	2,520	125,130	93,090	14,760	15,360	1,920	47,880	33,750	5,940	7,590	600
4 yrs. or more	2,760	1,830	360	480	90	2,070	1,380	300	330	60	690	450	60	150	30
School years not reported	43,110	17,880	2,100	3,180	19,950	29,490	12,390	900	2,040	14,160	13,620	5,490	1,200	1,140	5,790
Median school years	11.2	11.2	10.6	12.1	10.5	11.8	11.8	11.6	12.2	10.8	10.0	9.9	9.0	11.8	10.2
20 and 21 years old	2,154,300	1,417,800	331,380	274,560	130,560	1,420,200	978,510	199,860	161,190	80,640	734,100	439,290	131,520	113,370	49,920
No school years completed	19,950	14,820	2,310	1,770	1,050	9,360	7,470	690	840	360	10,590	7,350	1,620	930	690
Elementary: 1 to 4 years	81,330	55,740	15,270	7,530	2,790	21,450	15,210	2,940	2,220	1,080	59,880	40,530	12,330	5,310	1,710
5 to 7 years	216,120	145,020	38,940	23,010	9,150	81,810	56,190	12,090	9,390	4,140	134,310	88,830	26,850	13,620	5,010
8 years	229,230	149,280	38,820	26,880	14,250	153,210	105,180	23,400	16,020	8,610	76,020	44,100	15,420	10,860	5,640
High school: 1 to 3 years	467,970	290,580	81,480	62,130	33,780	311,070	200,340	52,770	37,050	20,910	156,900	90,240	28,710	25,080	12,870
4 years	684,600	462,480	92,130	93,810	36,180	514,680	367,920	65,370	58,290	23,100	169,920	94,560	26,760	35,520	13,080
College: 1 to 3 years	369,480	258,570	54,480	49,740	6,690	272,160	196,980	38,220	32,280	4,680	97,320	61,590	16,260	17,460	2,010
4 yrs. or more	34,020	22,110	4,530	6,690	690	23,430	16,500	2,820	3,690	420	10,590	5,610	1,710	3,000	270
School years not reported	51,600	19,200	3,420	3,000	25,980	33,030	12,720	1,560	1,410	17,340	18,570	6,480	1,860	1,590	8,640
Median school years	12.1	12.1	11.5	12.2	11.2	12.2	12.3	12.1	12.2	11.5	10.5	10.2	9.9	12.0	10.8
22 to 24 years old	3,386,610	2,135,430	709,170	413,820	128,190	2,281,860	1,490,070	454,710	254,670	82,410	1,104,750	645,360	254,460	159,150	45,780
No school years completed	30,210	20,550	4,500	3,150	2,010	13,740	9,810	1,410	1,470	1,050	16,470	10,740	3,090	1,680	960
Elementary: 1 to 4 years	133,950	87,600	29,370	13,320	3,660	36,180	23,340	7,260	4,260	1,320	97,770	64,260	22,110	9,060	2,340
5 to 7 years	340,560	216,540	75,570	37,800	10,650	132,030	86,580	26,400	14,220	4,830	208,530	129,960	49,170	23,580	5,820
8 years	380,310	241,140	84,390	42,690	12,090	257,070	169,380	53,550	27,030	7,110	123,240	71,760	30,840	15,660	4,980
High school: 1 to 3 years	803,520	505,140	185,070	87,450	25,860	560,280	365,310	124,740	54,690	15,540	243,240	139,830	60,330	32,760	10,320
4 years	897,840	595,830	179,610	99,990	22,410	696,300	480,300	133,290	67,080	15,630	201,540	115,530	46,320	32,910	6,780
College: 1 to 3 years	509,820	322,500	108,660	70,260	8,400	376,620	244,770	79,140	47,160	5,550	133,200	77,730	29,520	23,100	2,850
4 yrs. or more	206,640	113,010	35,520	54,180	3,930	153,360	88,680	25,410	36,210	3,060	53,280	24,330	10,110	17,970	870
School years not reported	83,760	33,120	6,480	4,980	39,180	56,280	21,900	3,510	2,550	28,320	27,480	11,220	2,970	2,430	10,860
Median school years	11.9	11.9	11.6	12.2	10.9	12.2	12.2	12.1	12.4	11.5	10.1	9.9	10.0	11.6	10.0

Table 7.—RESIDENCE IN 1949: PERSONS 14 YEARS OLD AND OVER, BY YEARS OF SCHOOL COMPLETED, AGE, COLOR, AND SEX, FOR THE UNITED STATES, BY REGIONS: 1950—Con.

[Based on 3⅓-percent sample. Percent not shown where less than 0.1 or where base is less than 3,000. Median not shown where less than 1.0 or where base is less than 3,000]

Age, color, sex, and years of school completed	United States					North and West					South				
	Total population	Same house as in 1950	Different house, same county	Different county	Abroad or not reported	Total population	Same house as in 1950	Different house, same county	Different county	Abroad or not reported	Total population	Same house as in 1950	Different house, same county	Different county	Abroad or not reported
MALE--TOTAL--Con.															
25 to 29 years old	5,900,820	3,950,400	1,134,750	631,470	184,200	4,054,560	2,799,060	734,730	395,970	124,800	1,846,260	1,151,340	400,020	235,500	59,400
No school years completed	52,500	37,530	8,190	3,780	3,000	21,540	16,530	2,190	1,530	1,290	30,960	21,000	6,000	2,250	1,710
Elementary: 1 to 4 years	261,150	175,710	55,770	22,800	6,870	71,370	49,050	12,690	6,390	3,240	189,780	126,660	43,080	16,410	3,630
5 to 7 years	580,320	395,370	120,840	51,960	12,150	238,860	166,560	44,400	21,270	6,630	341,460	228,810	76,440	30,690	5,520
8 years	695,160	483,690	133,080	64,230	14,160	497,670	357,720	88,470	42,210	9,270	197,490	125,970	44,610	22,020	4,890
High school: 1 to 3 years	1,260,630	864,900	253,800	117,390	24,540	880,260	623,820	169,110	71,790	15,540	380,370	241,080	84,690	45,600	9,000
4 years	1,712,400	1,212,210	317,010	151,500	31,680	1,359,660	990,150	243,180	104,790	21,540	352,740	222,060	73,830	46,710	10,140
College: 1 to 3 years	634,830	406,170	134,040	82,560	12,060	471,030	311,940	95,820	54,960	8,310	163,800	94,230	38,220	27,600	3,750
4 yrs. or more	554,400	313,020	101,460	128,940	10,980	412,920	242,940	73,530	88,650	7,800	141,480	70,080	27,930	40,290	3,180
School years not reported	149,430	61,800	10,560	8,310	68,760	101,250	40,350	5,340	4,380	51,180	48,180	21,450	5,220	3,930	17,580
Median school years	12.0	12.0	11.9	12.3	11.6	12.2	12.2	12.2	12.5	12.0	10.1	9.8	10.0	11.9	10.7
30 to 34 years old	5,553,060	4,146,210	829,920	432,210	144,720	3,882,300	2,967,540	545,250	269,040	100,470	1,670,760	1,178,670	284,670	163,170	44,250
No school years completed	51,690	39,570	6,690	3,420	2,010	19,590	16,020	1,350	1,230	990	32,100	23,550	5,340	2,190	1,020
Elementary: 1 to 4 years	265,380	194,160	47,610	19,410	4,200	78,720	59,220	11,820	5,580	2,100	186,660	134,940	35,790	13,830	2,100
5 to 7 years	626,370	470,370	101,670	44,460	9,870	282,960	216,090	42,840	18,510	5,520	343,410	254,280	58,830	25,950	4,350
8 years	802,830	618,120	118,530	55,020	11,160	608,400	480,420	82,680	36,900	8,400	194,430	137,700	35,850	18,120	2,760
High school: 1 to 3 years	1,165,830	892,680	178,410	78,210	16,530	838,500	657,780	121,950	48,180	10,590	327,330	234,900	56,460	30,030	5,940
4 years	1,537,500	1,186,500	221,970	108,180	20,850	1,234,500	972,780	172,440	75,420	13,860	303,000	213,720	49,530	32,760	6,990
College: 1 to 3 years	481,920	345,090	76,140	51,900	8,790	363,120	266,700	56,010	35,220	5,190	118,800	78,390	20,130	16,680	3,600
4 yrs. or more	482,460	338,430	70,050	65,220	8,760	361,500	259,140	51,510	44,730	6,120	120,960	79,290	18,540	20,490	2,640
School years not reported	139,080	61,290	8,850	6,390	62,550	95,010	39,390	4,650	3,270	47,700	44,070	21,900	4,200	3,120	14,850
Median school years	11.5	11.4	11.3	12.1	11.5	12.1	12.0	12.1	12.3	11.7	9.5	9.4	9.2	11.0	11.3
35 to 44 years old	10,399,590	8,481,120	1,133,160	559,560	225,750	7,265,970	6,037,350	721,770	344,760	162,090	3,133,620	2,443,770	411,390	214,800	63,660
No school years completed	131,700	101,910	17,550	7,770	4,470	49,380	39,960	4,830	2,520	2,070	82,320	61,950	12,720	5,250	2,400
Elementary: 1 to 4 years	690,330	543,420	99,030	38,010	9,870	227,910	182,190	28,620	12,090	5,010	462,420	361,230	70,410	25,920	4,860
5 to 7 years	1,566,660	1,290,150	184,830	77,010	14,670	828,150	697,920	86,700	35,040	8,490	738,510	592,230	98,130	41,970	6,180
8 years	2,021,010	1,702,380	206,580	93,780	18,270	1,598,730	1,366,110	152,550	66,210	13,860	422,280	336,270	54,030	27,570	4,410
High school: 1 to 3 years	2,042,910	1,698,690	221,760	104,160	18,300	1,491,450	1,262,310	152,100	64,710	12,330	551,460	436,380	69,660	39,450	5,970
4 years	2,041,470	1,697,640	214,230	108,600	21,000	1,644,690	1,388,820	164,310	75,930	15,630	396,780	308,820	49,920	32,670	5,370
College: 1 to 3 years	771,240	620,340	87,390	54,030	9,480	577,380	472,620	62,070	36,480	6,210	193,860	147,720	25,320	17,550	3,270
4 yrs. or more	840,750	679,410	82,740	65,190	13,410	642,990	527,940	60,150	45,180	9,720	197,760	151,470	22,590	20,010	3,690
School years not reported	293,520	147,180	19,050	11,010	116,280	205,290	99,480	10,440	6,600	88,770	88,230	47,700	8,610	4,410	27,510
Median school years	9.9	9.9	9.7	10.7	10.2	10.7	10.6	10.6	11.5	10.8	8.6	8.5	8.4	9.3	9.1
45 to 54 years old	8,496,240	7,314,900	686,160	322,380	172,800	6,124,650	5,336,820	450,720	202,710	134,400	2,371,590	1,978,080	235,440	119,670	38,400
No school years completed	189,150	158,220	20,220	7,470	3,240	87,540	75,690	6,960	2,880	2,010	101,610	82,530	13,260	4,590	1,230
Elementary: 1 to 4 years	822,570	697,830	84,780	31,680	8,280	384,630	334,110	33,420	12,330	4,770	437,940	363,720	51,360	19,350	3,510
5 to 7 years	1,607,910	1,402,740	135,930	56,910	12,330	1,025,340	905,970	79,140	31,890	8,340	582,570	496,770	56,790	25,020	3,990
8 years	2,142,570	1,894,860	161,340	70,890	15,480	1,767,540	1,576,110	125,400	53,340	12,690	375,030	318,750	35,940	17,550	2,790
High school: 1 to 3 years	1,296,270	1,130,700	106,740	49,260	9,570	958,170	845,670	74,730	30,690	7,080	338,100	285,030	32,010	18,570	2,490
4 years	1,109,250	971,400	84,960	43,740	9,150	897,930	794,850	65,160	30,690	7,230	211,320	176,550	19,800	13,050	1,920
College: 1 to 3 years	500,130	429,420	39,900	25,650	5,160	373,050	323,460	28,620	16,980	3,990	127,080	105,960	11,280	8,670	1,170
4 yrs. or more	561,990	487,500	38,460	29,160	6,870	437,190	383,400	28,920	19,860	5,010	124,800	104,100	9,540	9,300	1,860
School years not reported	266,400	142,230	13,830	7,620	102,720	193,260	97,560	8,370	4,050	83,280	73,140	44,670	5,460	3,570	19,440
Median school years	8.7	8.7	8.6	8.9	8.7	8.8	8.8	8.8	9.0	8.8	8.1	8.1	7.7	8.5	8.3
55 to 64 years old	6,547,320	5,811,120	422,190	188,850	125,160	4,888,170	4,376,970	290,400	122,550	98,250	1,659,150	1,434,150	131,790	66,300	26,910
No school years completed	294,030	262,110	20,880	7,920	3,120	193,590	177,960	10,170	3,600	1,860	100,440	84,150	10,710	4,320	1,260
Elementary: 1 to 4 years	899,670	800,130	66,750	26,100	6,690	542,670	491,220	34,350	12,870	4,230	357,000	308,910	32,400	13,230	2,460
5 to 7 years	1,361,550	1,224,840	92,310	34,920	9,480	942,390	855,150	59,250	21,240	6,750	419,160	369,690	33,060	13,680	2,730
8 years	1,708,020	1,548,600	104,250	44,940	10,230	1,447,290	1,319,100	85,200	34,650	8,340	260,730	229,500	19,050	10,290	1,890
High school: 1 to 3 years	743,820	668,610	47,040	22,860	5,310	564,750	511,830	34,410	14,580	3,930	179,070	156,780	12,630	8,280	1,380
4 years	672,060	605,760	41,400	20,160	4,740	544,200	494,160	32,250	14,160	3,630	127,860	111,600	9,150	6,000	1,110
College: 1 to 3 years	302,910	268,950	20,220	10,950	2,790	221,010	197,220	14,520	7,290	1,980	81,900	71,730	5,700	3,660	810
4 yrs. or more	337,470	300,540	18,750	14,550	3,630	260,280	233,640	13,770	10,170	2,700	77,190	66,900	4,980	4,380	930
School years not reported	227,790	131,580	10,590	6,450	79,170	171,990	96,690	6,480	3,990	64,830	55,800	34,890	4,110	2,460	14,340
Median school years	8.4	8.4	8.2	8.5	8.4	8.5	8.5	8.4	8.6	8.5	7.5	7.5	6.9	8.1	7.8
65 to 74 years old	3,995,880	3,578,850	238,050	103,350	75,630	2,918,100	2,629,140	159,060	68,880	61,020	1,077,780	949,710	78,990	34,470	14,610
No school years completed	266,040	240,030	17,970	5,250	2,790	166,380	153,780	8,460	2,370	1,770	99,660	86,250	9,510	2,880	1,020
Elementary: 1 to 4 years	693,210	625,200	47,850	15,630	4,530	409,680	374,940	23,610	8,460	2,670	283,530	250,260	24,240	7,170	1,860
5 to 7 years	878,310	796,890	55,410	20,760	5,250	610,290	557,220	36,090	13,260	3,720	268,020	239,670	19,320	7,500	1,530
8 years	1,028,490	938,850	57,330	25,620	6,690	868,530	794,910	47,490	20,400	5,730	159,960	143,940	9,840	5,220	960
High school: 1 to 3 years	348,720	317,850	19,110	9,780	1,980	262,200	240,420	13,800	6,600	1,380	86,520	77,430	5,310	3,180	600
4 years	321,840	291,660	16,470	11,280	2,430	256,710	233,940	12,840	7,890	2,040	65,130	57,720	3,630	3,390	390
College: 1 to 3 years	141,060	126,990	8,190	4,740	1,140	102,180	92,760	5,670	2,940	810	38,880	34,230	2,520	1,800	330
4 yrs. or more	165,030	149,130	8,160	6,150	1,590	124,500	113,460	5,880	4,050	1,110	40,530	35,670	2,280	2,100	480
School years not reported	153,180	92,250	7,560	4,140	49,230	117,630	67,710	5,220	2,910	41,790	35,550	24,540	2,340	1,230	7,440
Median school years	8.1	8.1	7.7	8.3	8.1	8.2	8.2	8.2	8.4	8.3	6.5	6.6	5.7	7.6	6.4
75 years old and over	1,734,210	1,549,980	102,450	44,910	36,870	1,278,210	1,147,530	69,390	31,380	29,910	456,000	402,450	33,060	13,530	6,960
No school years completed	135,840	122,190	9,150	3,390	1,110	77,070	70,980	3,990	1,470	630	58,770	51,210	5,160	1,920	480
Elementary: 1 to 4 years	320,460	290,250	20,970	6,900	2,340	197,160	179,670	11,880	4,170	1,440	123,300	110,580	9,090	2,730	900
5 to 7 years	382,380	348,090	23,280	8,940	2,070	276,090	253,080	15,240	6,450	1,320	106,290	95,010	8,040	2,490	750
8 years	449,550	410,940	24,030	11,790	2,790	384,960	352,710	19,980	9,720	2,550	64,590	58,230	4,050	2,070	240
High school: 1 to 3 years	116,220	106,200	6,600	2,910	510	88,020	80,910	4,650	2,040	420	28,200	25,290	1,950	870	90
4 years	116,610	106,230	5,910	3,690	780	91,890	84,480	4,320	2,520	570	24,720	21,750	1,590	1,170	210
College: 1 to 3 years	56,340	50,400	3,660	1,860	420	40,470	36,420	2,580	1,230	240	15,870	13,980	1,080	630	180
4 yrs. or more	66,000	59,610	3,360	2,370	660	50,550	45,960	2,460	1,590	540	15,450	13,650	900	780	120
School years not reported	90,810	56,070	5,490	3,060	26,190	72,000	43,320	4,290	2,190	22,200	18,810	12,750	1,200	870	3,990
Median school years	7.9	7.9	7.4	8.1	7.7	8.1	8.1	8.1	8.3	8.2	6.0	6.0	5.6	7.0	5.4

Table 7.—RESIDENCE IN 1949: PERSONS 14 YEARS OLD AND OVER, BY YEARS OF SCHOOL COMPLETED, AGE, COLOR, AND SEX, FOR THE UNITED STATES, BY REGIONS: 1950—Con.

[Based on 3⅓-percent sample. Percent not shown where less than 0.1 or where base is less than 3,000. Median not shown where less than 1.0 or where base is less than 3,000]

Age, color, sex, and years of school completed	United States					North and West					South				
	Total population	Same house as in 1950	Different house, same county	Different county	Abroad or not reported	Total population	Same house as in 1950	Different house, same county	Different county	Abroad or not reported	Total population	Same house as in 1950	Different house, same county	Different county	Abroad or not reported
MALE--NONWHITE															
Total, 14 yrs. and over	5,298,060	4,231,170	675,210	245,940	145,740	1,974,900	1,558,890	245,910	88,410	81,690	3,323,160	2,672,280	429,300	157,530	64,050
Total, 14 to 24 yrs. old	1,356,780	1,035,840	185,160	91,680	44,100	430,740	320,700	54,720	31,920	23,400	926,040	715,140	130,440	59,760	20,700
Total, 25 yrs. and over	3,941,280	3,195,330	490,050	154,260	101,640	1,544,160	1,238,190	191,190	56,490	58,290	2,397,120	1,957,140	298,860	97,770	43,350
No school years completed	300,690	250,860	35,520	10,950	3,360	66,330	56,130	6,540	2,520	1,140	234,360	194,730	28,980	8,430	2,220
Elementary: 1 to 4 years	1,102,020	917,130	136,230	39,120	9,540	241,020	201,330	29,610	7,470	2,610	861,000	715,800	106,620	31,650	6,930
5 to 7 years	1,020,870	845,670	128,520	36,570	10,110	357,420	297,390	44,280	11,520	4,230	663,450	548,280	84,240	25,050	5,880
8 years	428,910	355,110	53,250	15,900	4,650	241,020	200,940	29,580	7,680	2,820	187,890	154,170	23,670	8,220	1,830
High school: 1 to 3 years	454,050	362,850	63,570	19,980	7,650	255,360	203,340	37,290	10,230	4,500	198,690	159,510	26,280	9,750	3,150
4 years	284,550	227,760	39,000	12,990	4,800	193,260	156,540	25,620	7,620	3,480	91,290	71,220	13,380	5,370	1,320
College: 1 to 3 years	108,390	85,380	14,010	7,020	1,980	64,440	50,400	8,700	3,870	1,470	43,950	34,980	5,310	3,150	510
4 yrs. or more	80,790	64,230	8,790	6,120	1,650	41,400	32,520	4,590	3,150	1,140	39,390	31,710	4,200	2,970	510
School years not reported	161,010	86,340	11,160	5,610	57,900	83,910	39,600	4,980	2,430	36,900	77,100	46,740	6,180	3,180	21,000
Median school years	6.4	6.4	6.6	7.0	7.7	8.3	8.2	8.4	8.7	9.0	5.3	5.2	5.4	5.9	6.0
Percent	100.0	100.0	100.0	100.0	100.0	100.0	100.0	100.0	100.0	100.0	100.0	100.0	100.0	100.0	100.0
No school years completed	7.6	7.9	7.2	7.1	3.3	4.3	4.5	3.4	4.5	2.0	9.8	9.9	9.7	8.6	5.1
Elementary: 1 to 4 years	28.0	28.7	27.8	25.3	9.4	15.6	16.3	15.5	13.2	4.5	35.9	36.6	35.7	32.4	16.0
5 to 7 years	25.9	26.5	26.2	23.7	9.9	23.1	24.0	23.2	20.4	7.3	27.7	28.0	28.2	25.6	13.6
8 years	10.9	11.1	10.9	10.3	4.6	15.6	16.2	15.5	13.6	4.8	7.8	7.9	7.9	8.4	4.2
High school: 1 to 3 years	11.5	11.4	13.0	13.0	7.5	16.5	16.4	19.5	18.1	7.7	8.3	8.2	8.8	10.0	7.3
4 years	7.2	7.1	8.0	8.4	4.7	12.5	12.6	13.4	13.5	6.0	3.8	3.6	4.5	5.5	3.0
College: 1 to 3 years	2.8	2.7	2.9	4.6	1.9	4.2	4.1	4.6	6.9	2.5	1.8	1.8	1.8	3.2	1.2
4 yrs. or more	2.0	2.0	1.8	4.0	1.6	2.7	2.6	2.4	5.6	2.0	1.6	1.6	1.4	3.0	1.2
School years not reported	4.1	2.7	2.3	3.6	57.0	5.4	3.2	2.6	4.3	63.3	3.2	2.4	2.1	3.3	48.4
14 and 15 years old	261,330	225,300	24,750	8,250	3,030	69,750	60,180	5,820	2,280	1,470	191,580	165,120	18,930	5,970	1,560
No school years completed	4,620	4,020	330	210	60	1,530	1,350	120	30	30	3,090	2,670	210	180	30
Elementary: 1 to 4 years	54,090	43,890	7,290	2,490	420	3,810	3,300	150	300	60	50,280	40,590	7,140	2,190	360
5 to 7 years	125,790	109,860	11,700	3,570	660	28,890	24,540	3,030	1,080	240	96,900	85,320	8,670	2,490	420
8 years	45,150	40,200	3,720	990	240	19,650	17,520	1,560	480	90	25,500	22,680	2,160	510	150
High school: 1 to 3 years	26,640	24,240	1,470	750	180	13,020	11,820	840	270	90	13,620	12,420	630	480	90
4 years	420	330	...	90	...	210	210	...	...	...	210	120	...	90	...
School years not reported	4,620	2,760	240	150	1,470	2,640	1,440	120	120	960	1,980	1,320	120	30	510
Median school years	6.7	6.7	6.2	6.1	6.4	7.9	8.0	7.6	...	...	6.3	6.4	5.7	5.7	...
16 and 17 years old	256,350	216,570	24,870	10,890	4,020	70,680	59,640	5,460	3,600	1,980	185,670	156,930	19,410	7,290	2,040
No school years completed	3,870	3,180	600	90	...	990	900	90	...	...	2,880	2,280	510	90	...
Elementary: 1 to 4 years	36,870	29,040	5,340	1,980	510	2,220	1,830	240	60	90	34,650	27,210	5,100	1,920	420
5 to 7 years	77,190	64,770	8,520	3,150	750	10,470	8,730	870	780	90	66,720	56,040	7,650	2,370	660
8 years	39,210	33,960	3,210	1,890	150	11,580	9,390	1,230	900	60	27,630	24,570	1,980	990	90
High school: 1 to 3 years	89,430	79,380	6,570	2,790	690	40,680	35,880	2,760	1,590	450	48,750	43,500	3,810	1,200	240
4 years	4,890	3,810	180	810	90	2,400	2,040	120	210	30	2,490	1,770	60	600	60
College: 1 to 3 years	600	450	90	...	60	90	60	30	...	...	510	390	60	...	60
School years not reported	4,290	1,980	360	180	1,770	2,250	810	120	60	1,260	2,040	1,170	240	120	510
Median school years	8.2	8.3	7.2	8.1	7.5	9.7	9.7	9.3	9.1	...	7.4	7.6	6.6	7.0	...
18 and 19 years old	239,670	185,550	28,230	18,780	7,110	69,060	52,560	6,390	6,420	3,690	170,610	132,990	21,840	12,360	3,420
No school years completed	4,500	3,570	420	450	60	1,650	1,290	150	210	...	2,850	2,280	270	240	60
Elementary: 1 to 4 years	33,690	25,710	5,070	2,400	510	2,310	1,920	120	210	60	31,380	23,790	4,950	2,190	450
5 to 7 years	59,580	46,680	8,640	3,780	480	7,950	6,150	900	810	90	51,630	40,530	7,740	2,970	390
8 years	26,460	20,280	3,870	1,800	510	7,320	5,610	1,020	510	180	19,140	14,670	2,850	1,290	330
High school: 1 to 3 years	74,370	60,780	6,900	4,740	1,950	28,260	22,470	2,550	2,250	990	46,110	38,310	4,350	2,490	960
4 years	29,130	21,000	2,340	4,590	1,200	15,900	11,790	1,230	2,040	840	13,230	9,210	1,110	2,550	360
College: 1 to 3 years	6,600	5,130	570	780	120	3,000	2,250	330	300	120	3,600	2,880	240	480	...
4 yrs. or more	90	60	...	30	...	30	...	...	30	...	60	60	...	...	...
School years not reported	5,250	2,340	420	210	2,280	2,640	1,080	90	60	1,410	2,610	1,260	330	150	870
Median school years	8.7	8.8	7.9	9.5	10.3	10.5	10.4	10.1	10.9	11.5	7.9	7.9	7.1	8.5	9.1
20 and 21 years old	231,720	161,940	36,630	20,970	12,180	81,540	55,740	12,090	7,770	5,940	150,180	106,200	24,540	13,200	6,240
No school years completed	5,850	4,530	660	630	30	2,010	1,530	240	240	...	3,840	3,000	420	390	30
Elementary: 1 to 4 years	30,660	21,780	6,060	2,250	570	3,270	2,490	450	270	60	27,390	19,290	5,610	1,980	510
5 to 7 years	55,020	39,990	10,110	4,020	900	9,600	6,870	1,440	1,050	240	45,420	33,120	8,670	2,970	660
8 years	25,470	17,760	4,440	2,460	810	9,990	6,930	1,470	1,140	450	15,480	10,830	2,970	1,320	360
High school: 1 to 3 years	57,630	39,780	9,060	5,460	3,330	26,220	17,460	4,560	2,370	1,830	31,410	22,320	4,500	3,090	1,500
4 years	35,010	24,360	4,350	4,140	2,160	19,740	14,190	2,670	1,920	960	15,270	10,170	1,680	2,220	1,200
College: 1 to 3 years	13,290	10,110	1,230	1,500	450	6,240	4,380	900	630	330	7,050	5,730	330	870	120
4 yrs. or more	1,320	810	210	150	150	630	420	120	30	60	690	390	90	120	90
School years not reported	7,470	2,820	510	360	3,780	3,840	1,470	240	120	2,010	3,630	1,350	270	240	1,770
Median school years	8.8	8.7	8.3	9.5	10.7	10.6	10.6	10.5	10.4	11.0	7.8	7.7	7.1	8.9	10.4
22 to 24 years old	367,710	246,480	70,680	32,790	17,760	139,710	92,580	24,960	11,850	10,320	228,000	153,900	45,720	20,940	7,440
No school years completed	8,640	5,850	1,740	930	120	1,950	1,320	240	330	60	6,690	4,530	1,500	600	60
Elementary: 1 to 4 years	52,980	36,780	11,370	3,930	900	6,000	4,350	1,080	420	150	46,980	32,430	10,290	3,510	750
5 to 7 years	89,040	61,020	17,790	7,890	2,340	19,290	13,050	3,420	1,770	1,050	69,750	47,970	14,370	6,120	1,290
8 years	42,840	28,320	9,330	3,540	1,650	17,760	11,940	3,480	1,410	930	25,080	16,380	5,850	2,130	720
High school: 1 to 3 years	86,040	57,630	17,580	7,410	3,420	44,550	29,970	9,060	3,540	1,980	41,490	27,660	8,520	3,870	1,440
4 years	47,340	32,790	7,740	4,680	2,130	29,610	20,880	4,920	2,430	1,380	17,730	11,910	2,820	2,250	750
College: 1 to 3 years	21,510	15,030	3,270	2,490	720	10,110	6,870	1,680	1,110	450	11,400	8,160	1,590	1,380	270
4 yrs. or more	5,040	3,180	780	930	150	2,430	1,410	510	420	90	2,610	1,770	270	510	60
School years not reported	14,280	5,880	1,080	990	6,330	8,010	2,790	570	420	4,230	6,270	3,090	510	570	2,100
Median school years	8.6	8.6	8.4	8.9	9.6	10.4	10.4	10.3	10.5	10.3	7.5	7.4	7.3	8.0	8.8

Table 7.—RESIDENCE IN 1949: PERSONS 14 YEARS OLD AND OVER, BY YEARS OF SCHOOL COMPLETED, AGE, COLOR, AND SEX, FOR THE UNITED STATES, BY REGIONS: 1950—Con.

[Based on 3⅓-percent sample. Percent not shown where less than 0.1 or where base is less than 3,000. Median not shown where less than 1.0 or where base is less than 3,000]

Age, color, sex, and years of school completed	United States					North and West					South				
	Total population	Same house as in 1950	Different house, same county	Different county	Abroad or not reported	Total population	Same house as in 1950	Different house, same county	Different county	Abroad or not reported	Total population	Same house as in 1950	Different house, same county	Different county	Abroad or not reported
MALE--NONWHITE--Con.															
25 to 29 years old.....	609,300	429,870	114,600	42,990	21,840	252,870	179,850	44,190	16,620	12,210	356,430	250,020	70,410	26,370	9,630
No school years completed..	15,930	11,280	3,150	1,170	330	3,750	2,940	450	240	120	12,180	8,340	2,700	930	210
Elementary: 1 to 4 years..	103,410	73,320	21,270	6,930	1,890	15,840	11,910	2,730	930	270	87,570	61,410	18,540	6,000	1,620
5 to 7 years..	151,350	108,720	30,480	10,080	2,070	41,250	29,880	7,680	2,820	870	110,100	78,840	22,800	7,260	1,200
8 years.....	69,960	51,360	13,050	4,230	1,320	34,200	25,380	6,300	1,860	660	35,760	25,980	6,750	2,370	660
High school: 1 to 3 years..	121,320	86,580	23,280	8,280	3,180	65,730	47,310	12,450	3,990	1,980	55,590	39,270	10,830	4,290	1,200
4 years.....	79,620	58,470	13,800	5,310	2,040	54,540	40,830	9,150	3,120	1,440	25,080	17,640	4,650	2,190	600
College: 1 to 3 years..	29,100	20,040	5,490	2,970	600	17,040	11,550	3,420	1,650	420	12,060	8,490	2,070	1,320	180
4 yrs. or more	15,330	10,110	2,130	2,700	390	8,310	5,490	1,050	1,440	330	7,020	4,620	1,080	1,260	60
School years not reported..	23,280	9,990	1,950	1,320	10,020	12,210	4,560	960	570	6,120	11,070	5,430	990	750	3,900
Median school years.....	8.3	8.3	8.1	8.6	9.3	10.2	10.1	10.1	10.6	10.7	7.0	7.0	6.8	7.4	7.6
30 to 34 years old.....	536,040	403,110	89,370	27,510	16,050	223,230	165,570	37,980	9,960	9,720	312,810	237,540	51,390	17,550	6,330
No school years completed..	17,160	13,380	2,460	990	330	3,510	2,730	450	180	150	13,650	10,650	2,010	810	180
Elementary: 1 to 4 years..	105,720	80,580	19,230	5,160	750	18,270	13,530	3,510	960	270	87,450	67,050	15,720	4,200	480
5 to 7 years..	144,360	110,400	25,140	6,990	1,830	45,060	34,170	8,190	1,980	720	99,300	76,230	16,950	5,010	1,110
8 years.....	61,350	46,410	10,980	3,210	750	32,040	24,120	6,300	1,200	420	29,310	22,290	4,680	2,010	330
High school: 1 to 3 years..	90,810	70,080	14,790	4,230	1,710	51,870	39,600	8,910	2,340	1,020	38,940	30,480	5,880	1,890	690
4 years.....	60,990	47,130	9,690	3,090	1,080	41,070	32,130	6,540	1,620	780	19,920	15,000	3,150	1,470	300
College: 1 to 3 years..	19,980	15,150	2,880	1,440	510	12,450	9,270	2,130	750	300	7,530	5,880	750	690	210
4 yrs. or more	13,830	9,870	2,220	1,350	390	7,230	5,250	1,170	570	240	6,600	4,620	1,050	780	150
School years not reported..	21,840	10,110	1,980	1,050	8,700	11,730	4,770	780	360	5,820	10,110	5,340	1,200	690	2,880
Median school years.....	7.8	7.8	7.6	8.0	9.0	9.4	9.4	9.1	9.6	10.1	6.5	6.5	6.3	7.0	7.3
35 to 44 years old.....	1,052,850	848,460	136,380	40,860	27,150	422,790	336,660	55,380	15,420	15,330	630,060	511,800	81,000	25,440	11,820
No school years completed..	48,990	38,100	7,530	2,520	840	11,130	8,820	1,620	540	150	37,860	29,280	5,910	1,980	690
Elementary: 1 to 4 years..	273,990	220,380	39,510	11,550	2,550	55,710	43,830	8,910	2,340	630	218,280	176,550	30,600	9,210	1,920
5 to 7 years..	301,410	248,640	39,210	10,530	3,030	104,550	84,720	15,060	3,510	1,260	196,860	163,920	24,150	7,020	1,770
8 years.....	126,480	104,940	15,930	4,410	1,200	71,760	59,610	9,060	2,280	810	54,720	45,330	6,870	2,130	390
High school: 1 to 3 years..	132,360	109,740	16,020	4,920	1,680	76,770	62,850	10,290	2,700	930	55,590	46,890	5,730	2,220	750
4 years.....	75,510	62,100	9,510	2,850	1,050	50,880	42,270	5,970	1,800	840	24,630	19,830	3,540	1,050	210
College: 1 to 3 years..	28,560	23,280	3,180	1,560	540	17,880	14,670	1,860	900	450	10,680	8,610	1,320	660	90
4 yrs. or more	23,430	19,110	2,430	1,320	570	11,700	9,330	1,260	720	390	11,730	9,780	1,170	600	180
School years not reported..	42,120	22,170	3,060	1,200	15,690	22,410	10,560	1,350	630	9,870	19,710	11,610	1,710	570	5,820
Median school years.....	6.8	6.9	6.5	6.6	7.3	8.4	8.4	8.2	8.4	8.9	5.7	5.8	5.4	5.5	5.7
45 to 54 years old.....	814,830	692,100	79,800	23,850	19,080	330,180	278,610	31,560	8,250	11,760	484,650	413,490	48,240	15,600	7,320
No school years completed..	64,680	53,370	8,310	2,460	540	14,730	12,060	1,620	690	360	49,950	41,310	6,690	1,770	180
Elementary: 1 to 4 years..	263,370	224,550	28,650	8,130	2,040	67,290	56,910	7,920	1,710	750	196,080	167,640	20,730	6,420	1,290
5 to 7 years..	227,130	199,230	20,220	5,790	1,890	91,650	80,340	8,550	1,980	780	135,480	118,890	11,670	3,810	1,110
8 years.....	92,070	80,280	8,370	2,490	930	56,490	49,470	4,950	1,410	660	35,580	30,810	3,420	1,080	270
High school: 1 to 3 years..	63,660	55,350	5,940	1,650	720	37,170	32,250	3,810	750	360	26,490	23,100	2,130	900	360
4 years.....	37,590	32,790	3,540	930	330	26,310	23,220	2,250	570	270	11,280	9,570	1,290	360	60
College: 1 to 3 years..	16,800	14,370	1,380	840	210	10,230	8,820	750	450	210	6,570	5,550	630	390	...
4 yrs. or more	14,670	12,660	1,350	510	150	7,710	6,480	750	330	150	6,960	6,180	600	180	...
School years not reported..	34,860	19,500	2,040	1,050	12,270	18,600	9,060	960	360	8,220	16,260	10,440	1,080	690	4,050
Median school years.....	5.8	5.9	5.3	5.4	6.3	7.4	7.5	7.0	7.3	7.5	4.8	4.8	4.3	4.5	5.4
55 to 64 years old.....	489,300	431,460	36,870	11,100	9,870	186,150	163,350	13,200	4,110	5,490	303,150	268,110	23,670	6,990	4,380
No school years completed..	58,110	50,310	5,640	1,560	600	14,610	12,960	960	420	270	43,500	37,350	4,680	1,140	330
Elementary: 1 to 4 years..	179,250	159,030	14,430	4,650	1,140	46,230	40,890	3,750	1,170	420	133,020	118,140	10,680	3,480	720
5 to 7 years..	118,440	107,340	8,190	2,070	840	46,560	42,150	3,300	780	330	71,880	65,190	4,890	1,290	510
8 years.....	47,790	43,710	2,790	1,020	270	29,460	26,730	1,860	690	180	18,330	16,980	930	330	90
High school: 1 to 3 years..	28,560	25,800	2,010	540	210	15,990	14,430	1,170	240	150	12,570	11,370	840	300	60
4 years.....	19,050	16,890	1,440	510	210	13,440	12,060	990	330	60	5,610	4,830	450	180	150
College: 1 to 3 years..	8,790	7,860	720	150	60	4,770	4,230	390	90	60	4,020	3,630	330	60	...
4 yrs. or more	7,800	7,200	390	120	90	3,750	3,510	180	60	...	4,050	3,690	210	60	90
School years not reported..	21,510	13,320	1,260	480	6,450	11,340	6,390	600	330	4,020	10,170	6,930	660	150	2,430
Median school years.....	4.9	5.0	4.4	4.2	4.9	6.7	6.8	6.4	6.2	5.4	4.1	4.2	3.6	3.6	4.6
65 to 74 years old.....	317,700	282,630	23,850	5,400	5,820	96,000	84,660	6,960	1,410	2,970	221,700	197,970	16,890	3,990	2,850
No school years completed..	59,820	52,470	5,670	1,230	450	12,030	10,620	1,170	180	60	47,790	41,850	4,500	1,050	390
Elementary: 1 to 4 years..	129,510	116,940	9,540	2,100	930	27,420	24,720	2,190	270	240	102,090	92,220	7,350	1,830	690
5 to 7 years..	60,660	55,290	4,260	780	330	21,750	19,950	1,320	300	180	38,910	35,340	2,940	480	150
8 years.....	24,450	22,440	1,500	330	180	13,920	12,840	840	150	90	10,530	9,600	660	180	90
High school: 1 to 3 years..	13,440	12,060	1,020	270	90	6,060	5,460	390	180	30	7,380	6,600	630	90	60
4 years.....	9,150	8,040	780	240	90	5,490	4,710	540	150	90	3,660	3,330	240	90	...
College: 1 to 3 years..	3,720	3,360	270	30	60	1,680	1,500	120	30	30	2,040	1,860	150	...	30
4 yrs. or more	4,590	4,170	270	90	60	2,220	1,980	180	30	30	2,370	2,190	90	60	30
School years not reported..	12,360	7,860	540	330	3,630	5,430	2,880	210	120	2,220	6,930	4,980	330	210	1,410
Median school years.....	3.9	3.9	3.5	3.5	3.8	5.8	5.8	5.0	...	...	3.3	3.4	3.1	2.8	...
75 years old and over....	121,260	107,700	9,180	2,550	1,830	32,940	29,490	1,920	720	810	88,320	78,210	7,260	1,830	1,020
No school years completed..	36,000	31,950	2,760	1,020	270	6,570	6,000	270	270	30	29,430	25,950	2,490	750	240
Elementary: 1 to 4 years..	46,770	42,330	3,600	600	240	10,260	9,540	600	90	30	36,510	32,790	3,000	510	210
5 to 7 years..	17,520	16,050	1,020	330	120	6,600	6,180	180	150	90	10,920	9,870	840	180	30
8 years.....	6,810	5,970	630	210	...	3,150	2,790	270	90	...	3,660	3,180	360	120	...
High school: 1 to 3 years..	3,900	3,240	510	90	60	1,770	1,440	270	30	30	2,130	1,800	240	60	30
4 years.....	2,640	2,340	240	60	...	1,530	1,320	180	30	...	1,110	1,020	60	30	...
College: 1 to 3 years..	1,440	1,320	90	30	...	390	360	30	...	...	1,050	960	60	30	...
4 yrs. or more	1,140	1,110	...	30	...	480	480	...	...	...	660	630	...	30	...
School years not reported..	5,040	3,390	330	180	1,140	2,190	1,380	120	60	630	2,850	2,010	210	120	510
Median school years.....	2.9	2.9	2.9	...	...	4.4	4.4	...	...	...	2.5	2.5	2.4	...	...

Table 7.—RESIDENCE IN 1949: PERSONS 14 YEARS OLD AND OVER, BY YEARS OF SCHOOL COMPLETED, AGE, COLOR, AND SEX, FOR THE UNITED STATES, BY REGIONS: 1950—Con.

[Based on 3⅓-percent sample. Percent not shown where less than 0.1 or where base is less than 3,000. Median not shown where less than 1.0 or where base is less than 3,000]

Age, color, sex, and years of school completed	United States					North and West					South				
	Total population	Same house as in 1950	Different house, same county	Different county	Abroad or not reported	Total population	Same house as in 1950	Different house, same county	Different county	Abroad or not reported	Total population	Same house as in 1950	Different house, same county	Different county	Abroad or not reported
FEMALE--TOTAL															
Total, 14 yrs. and over	57,093,690	46,741,380	6,258,180	3,132,450	961,680	39,948,150	33,314,040	3,979,350	1,943,010	711,750	17,145,540	13,427,340	2,278,830	1,189,440	249,930
Total, 14 to 24 yrs old..	12,236,580	8,838,060	2,068,650	1,115,910	213,960	8,014,140	5,943,240	1,255,290	667,530	148,080	4,222,440	2,894,820	813,360	448,380	65,880
Total, 25 yrs and over...	44,857,110	37,903,320	4,189,530	2,016,540	747,720	31,934,010	27,370,800	2,724,060	1,275,480	563,670	12,923,100	10,532,520	1,465,470	741,060	184,050
No school years completed..	1,091,250	958,950	78,060	31,410	22,830	659,490	596,730	32,580	14,280	15,900	431,760	362,220	45,480	17,130	6,930
Elementary: 1 to 4 years..	3,325,740	2,883,450	306,840	105,540	29,910	1,673,160	1,500,150	113,430	42,720	16,860	1,652,580	1,383,300	193,410	62,820	13,050
5 to 7 years..	6,946,740	6,013,110	641,880	237,180	54,570	4,003,800	3,554,550	303,690	111,630	33,930	2,942,940	2,458,560	338,190	125,550	20,640
8 years.....	8,876,820	7,812,330	701,820	299,850	62,820	7,099,920	6,327,420	510,150	211,650	50,700	1,776,900	1,484,910	191,670	88,200	12,120
High school: 1 to 3 years..	7,842,960	6,609,630	819,870	358,800	54,660	5,574,240	4,767,540	548,070	220,770	37,860	2,268,720	1,842,090	271,800	138,030	16,800
4 years.....	10,114,140	8,449,500	1,040,310	538,050	86,280	8,069,100	6,834,120	792,570	376,740	65,670	2,045,040	1,615,380	247,740	161,310	20,610
College: 1 to 3 years..	3,358,320	2,762,550	333,960	229,470	32,340	2,451,630	2,034,090	241,200	153,810	22,530	906,690	728,460	92,760	75,660	9,810
4 yrs. or more	2,263,530	1,851,720	208,650	176,310	26,850	1,654,830	1,366,290	148,590	120,000	19,950	608,700	485,430	60,060	56,310	6,900
School years not reported..	1,037,610	562,080	58,140	39,930	377,460	747,840	389,910	33,780	23,880	300,270	289,770	172,170	24,360	16,050	77,190
Median school years.....	9.6	9.5	10.2	11.6	9.8	10.2	10.0	11.1	12.1	10.1	8.7	8.7	8.7	10.5	9.1
Percent.....	100.0	100.0	100.0	100.0	100.0	100.0	100.0	100.0	100.0	100.0	100.0	100.0	100.0	100.0	100.0
No school years completed..	2.4	2.5	1.9	1.6	3.1	2.1	2.2	1.2	1.1	2.8	3.3	3.4	3.1	2.3	3.8
Elementary: 1 to 4 years..	7.4	7.6	7.3	5.2	4.0	5.2	5.5	4.2	3.3	3.0	12.8	13.1	13.2	8.5	7.1
5 to 7 years..	15.5	15.9	15.3	11.8	7.3	12.5	13.0	11.1	8.8	6.0	22.8	23.3	23.1	16.9	11.2
8 years.....	19.8	20.6	16.8	14.9	8.4	22.2	23.1	18.7	16.6	9.0	13.7	14.1	13.1	11.9	6.6
High school: 1 to 3 years..	17.5	17.4	19.6	17.8	7.3	17.5	17.4	20.1	17.3	6.7	17.6	17.5	18.5	18.6	9.1
4 years.....	22.5	22.3	24.8	26.7	11.5	25.3	25.0	29.1	29.5	11.7	15.8	15.3	16.9	21.8	11.2
College: 1 to 3 years..	7.5	7.3	8.0	11.4	4.3	7.7	7.4	8.9	12.1	4.0	7.1	6.9	6.3	10.2	5.3
4 yrs. or more	5.0	4.9	5.0	8.7	3.6	5.2	5.0	5.5	9.4	3.5	4.7	4.6	4.1	7.6	3.7
School years not reported..	2.3	1.5	1.4	2.0	50.5	2.3	1.4	1.2	1.9	53.3	2.2	1.6	1.7	2.2	41.9
14 and 15 years old.....	2,091,870	1,809,330	178,140	79,470	24,930	1,327,410	1,173,030	93,840	43,710	16,830	764,460	636,300	84,300	35,760	8,100
No school years completed..	19,290	16,290	1,560	870	570	11,010	9,630	690	330	360	8,280	6,660	870	540	210
Elementary: 1 to 4 years..	71,910	58,020	9,240	3,630	1,020	19,530	16,530	1,500	1,020	480	52,380	41,490	7,740	2,610	540
5 to 7 years..	630,930	528,840	68,550	28,110	5,430	321,540	276,240	28,590	13,380	3,330	309,390	252,600	39,960	14,730	2,100
8 years.....	716,250	630,450	54,360	27,300	4,140	492,300	440,100	33,000	16,500	2,700	223,950	190,350	21,360	10,800	1,440
High school: 1 to 3 years..	615,420	551,820	41,850	17,850	3,900	456,600	413,790	28,650	11,550	2,610	158,820	138,030	13,200	6,300	1,290
4 years.....	3,720	2,910	450	330	30	2,640	2,160	210	240	30	1,080	750	240	90	...
School years not reported..	34,350	21,000	2,130	1,380	9,840	23,790	14,580	1,200	690	7,320	10,560	6,420	930	690	2,520
Median school years.....	8.4	8.5	8.2	8.2	8.1	8.6	8.6	8.5	8.4	8.2	8.0	8.1	7.5	7.9	7.9
16 and 17 years old.....	2,070,480	1,709,730	223,890	109,410	27,450	1,322,700	1,131,330	115,020	58,890	17,460	747,780	578,400	108,870	50,520	9,990
No school years completed..	14,850	11,820	1,740	660	630	8,100	6,810	660	330	300	6,750	5,010	1,080	330	330
Elementary: 1 to 4 years..	51,600	39,210	8,520	2,940	930	18,180	15,420	1,590	780	390	33,420	23,790	6,930	2,160	540
5 to 7 years..	183,030	135,900	31,650	13,140	2,340	56,310	44,340	7,110	3,990	870	126,720	91,560	24,540	9,150	1,470
8 years.....	207,450	156,390	33,390	15,210	2,460	106,830	83,100	14,760	7,470	1,500	100,620	73,290	18,630	7,740	960
High school: 1 to 3 years..	1,464,090	1,258,050	135,870	60,600	9,570	1,032,360	905,010	83,430	37,860	6,060	431,730	353,040	52,440	22,740	3,510
4 years.....	111,750	85,920	10,050	14,370	1,410	76,350	61,920	6,120	7,230	1,080	35,400	24,000	3,930	7,140	330
College: 1 to 3 years..	7,500	5,670	720	1,080	30	4,470	3,450	420	600	...	3,030	2,220	300	480	30
School years not reported..	30,210	16,770	1,950	1,410	10,080	20,100	11,280	930	630	7,260	10,110	5,490	1,020	780	2,820
Median school years.....	10.2	10.2	9.8	10.1	9.7	10.3	10.4	10.2	10.3	10.0	9.7	9.8	9.2	9.7	9.2
18 and 19 years old.....	2,208,300	1,502,220	399,900	264,000	42,180	1,441,650	1,017,660	236,460	158,340	29,190	766,650	484,560	163,440	105,660	12,990
No school years completed..	13,950	10,620	1,530	1,080	720	7,230	5,670	690	540	330	6,720	4,950	840	540	390
Elementary: 1 to 4 years..	48,570	33,210	9,690	4,530	1,140	15,810	11,460	2,550	1,320	480	32,760	21,750	7,140	3,210	660
5 to 7 years..	151,590	99,420	35,310	14,070	2,790	43,470	29,190	8,730	4,230	1,320	108,120	70,230	26,580	9,840	1,470
8 years.....	170,790	108,540	39,960	19,320	2,970	95,310	60,990	21,090	11,190	2,040	75,480	47,550	18,870	8,130	930
High school: 1 to 3 years..	695,040	487,560	138,240	61,080	8,160	434,580	314,340	80,700	33,810	5,730	260,460	173,220	57,540	27,270	2,430
4 years.....	885,330	597,870	143,610	133,470	10,380	675,810	479,160	101,400	87,240	8,010	209,520	118,710	42,210	46,230	2,370
College: 1 to 3 years..	200,880	144,210	28,080	26,430	2,160	141,330	102,960	19,440	17,610	1,320	59,550	41,250	8,640	8,820	840
4 yrs. or more	4,590	2,970	660	900	60	3,120	2,340	330	390	60	1,470	630	330	510	...
School years not reported..	37,560	17,820	2,820	3,120	13,800	24,990	11,550	1,530	2,010	9,900	12,570	6,270	1,290	1,110	3,900
Median school years.....	12.0	12.0	11.4	12.2	11.4	12.2	12.2	12.0	12.3	11.9	10.8	10.6	10.4	12.1	10.4
20 and 21 years old.....	2,277,150	1,471,080	503,220	255,900	46,950	1,513,290	1,008,510	318,720	153,180	32,880	763,860	462,570	184,500	102,720	14,070
No school years completed..	17,010	12,090	2,790	1,350	780	8,550	6,210	1,350	630	360	8,460	5,880	1,440	720	420
Elementary: 1 to 4 years..	53,340	35,640	11,100	5,220	1,380	16,770	12,000	2,250	1,770	750	36,570	23,640	8,850	3,450	630
5 to 7 years..	165,570	107,520	39,840	15,570	2,640	53,370	35,580	11,400	5,070	1,320	112,200	71,940	28,440	10,500	1,320
8 years.....	190,620	122,130	46,950	18,360	3,180	117,930	77,250	27,210	11,250	2,220	72,690	44,880	19,740	7,110	960
High school: 1 to 3 years..	505,650	314,310	130,110	55,500	5,730	313,170	200,490	79,170	29,880	3,630	192,480	113,820	50,940	25,620	2,100
4 years.....	913,650	606,900	203,610	93,330	9,810	696,180	477,570	149,880	61,680	7,050	217,470	129,330	53,730	31,650	2,760
College: 1 to 3 years..	344,190	228,900	58,890	52,800	3,600	248,640	168,900	41,550	35,640	2,550	95,550	60,000	17,340	17,160	1,050
4 yrs. or more	44,250	27,000	6,270	10,410	570	29,850	19,680	4,230	5,640	300	14,400	7,320	2,040	4,770	270
School years not reported..	42,870	16,590	3,660	3,360	19,260	28,830	10,830	1,680	1,620	14,700	14,040	5,760	1,980	1,740	4,560
Median school years.....	12.2	12.2	12.1	12.3	12.0	12.3	12.4	12.2	12.4	12.1	11.3	11.2	10.9	12.1	11.0
22 to 24 years old.....	3,588,780	2,345,700	763,500	407,130	72,450	2,409,090	1,612,710	491,250	253,410	51,720	1,179,690	732,990	272,250	153,720	20,730
No school years completed..	27,210	20,310	3,900	1,830	1,170	12,960	9,930	1,320	840	870	14,250	10,380	2,580	990	300
Elementary: 1 to 4 years..	97,320	66,510	20,250	8,400	2,160	29,730	20,550	5,250	2,910	1,020	67,590	45,960	15,000	5,490	1,140
5 to 7 years..	278,520	186,120	63,330	24,570	4,500	93,090	63,690	18,720	8,190	2,490	185,430	122,430	44,610	16,380	2,010
8 years.....	322,290	219,450	68,610	28,980	5,250	206,160	143,850	41,370	17,220	3,720	116,130	75,600	27,240	11,760	1,530
High school: 1 to 3 years..	821,340	539,610	189,720	83,760	8,250	529,710	359,100	118,560	46,920	5,130	291,630	180,510	71,160	36,840	3,120
4 years.....	1,395,000	946,470	293,970	139,650	14,910	1,071,210	746,730	218,490	94,650	11,340	323,790	199,740	75,480	45,000	3,570
College: 1 to 3 years..	358,230	218,910	74,250	60,360	4,710	259,920	161,850	53,490	41,160	3,420	98,310	57,060	20,760	19,200	1,290
4 yrs. or more	220,680	120,750	42,270	54,960	2,700	160,680	89,430	30,570	38,820	1,860	60,000	31,320	11,700	16,140	840
School years not reported..	68,190	27,570	7,200	4,620	28,800	45,630	17,580	3,480	2,700	21,870	22,560	9,990	3,720	1,920	6,930
Median school years.....	12.2	12.1	12.1	12.4	12.0	12.3	12.3	12.3	12.5	12.1	11.0	10.8	10.9	12.1	10.8

Table 7.—RESIDENCE IN 1949: PERSONS 14 YEARS OLD AND OVER, BY YEARS OF SCHOOL COMPLETED, AGE, COLOR, AND SEX, FOR THE UNITED STATES, BY REGIONS: 1950—Con.

[Based on 3⅓-percent sample. Percent not shown where less than 0.1 or where base is less than 3,000. Median not shown where less than 1.0 or where base is less than 3,000]

Age, color, sex, and years of school completed	United States					North and West					South				
	Total population	Same house as in 1950	Different house, same county	Different county	Abroad or not reported	Total population	Same house as in 1950	Different house, same county	Different county	Abroad or not reported	Total population	Same house as in 1950	Different house, same county	Different county	Abroad or not reported
FEMALE—TOTAL—Con.															
25 to 29 years old	6,284,160	4,551,390	1,059,600	551,370	121,800	4,320,180	3,200,580	688,320	344,190	87,090	1,963,980	1,350,810	371,280	207,180	34,710
No school years completed	48,210	36,120	6,330	3,390	2,370	21,930	16,920	2,070	1,500	1,440	26,280	19,200	4,260	1,890	930
Elementary: 1 to 4 years	196,080	143,010	36,330	13,440	3,300	58,380	43,860	8,610	4,110	1,800	137,700	99,150	27,720	9,330	1,500
5 to 7 years	549,840	400,740	101,340	40,020	7,740	200,850	149,190	33,390	13,920	4,350	348,990	251,550	67,950	26,100	3,390
8 years	636,750	480,960	104,700	43,050	8,040	440,910	342,180	66,360	26,160	6,210	195,840	138,780	38,340	16,890	1,830
High school: 1 to 3 years	1,349,460	990,990	242,640	103,410	12,420	902,280	679,140	155,670	59,250	8,220	447,180	311,850	86,970	44,160	4,200
4 years	2,433,150	1,810,650	394,080	203,730	24,690	1,919,010	1,462,050	297,990	140,880	18,090	514,140	348,600	96,090	62,850	6,600
College: 1 to 3 years	590,400	401,580	103,260	77,580	7,980	431,040	299,580	73,890	52,080	5,490	159,360	102,000	29,370	25,500	2,490
4 yrs. or more	365,550	238,470	61,470	59,580	6,030	268,230	176,820	44,730	42,210	4,470	97,320	61,650	16,740	17,370	1,560
School years not reported	114,720	48,870	9,450	7,170	49,230	77,550	30,840	5,610	4,080	37,020	37,170	18,030	3,840	3,090	12,210
Median school years	12.1	12.1	12.1	12.3	12.1	12.3	12.2	12.3	12.5	12.2	10.7	10.5	10.6	12.1	11.6
30 to 34 years old	5,887,740	4,691,220	732,510	363,840	100,170	4,091,790	3,322,710	471,090	226,350	71,640	1,795,950	1,368,510	261,420	137,490	28,530
No school years completed	62,040	49,740	5,940	3,720	2,640	21,030	17,130	1,590	1,260	1,050	41,010	32,610	4,350	2,460	1,590
Elementary: 1 to 4 years	209,700	161,790	32,790	12,240	2,880	66,360	52,500	8,700	3,630	1,530	143,340	109,290	24,090	8,610	1,350
5 to 7 years	628,080	498,660	91,110	32,370	5,940	266,310	216,510	34,710	12,000	3,090	361,770	282,150	56,400	20,370	2,850
8 years	788,130	646,500	96,240	38,100	7,290	580,170	486,360	63,750	24,480	5,580	207,960	160,140	32,490	13,620	1,710
High school: 1 to 3 years	1,274,370	1,033,560	160,950	70,110	9,750	893,580	738,840	105,930	42,210	6,600	380,790	294,720	55,020	27,900	3,150
4 years	1,977,270	1,610,580	230,160	119,910	16,620	1,580,310	1,308,000	175,290	84,570	12,450	396,960	302,580	54,870	35,340	4,170
College: 1 to 3 years	490,950	377,100	64,200	43,890	5,760	360,210	279,030	47,250	30,180	3,750	130,740	98,070	16,950	13,710	2,010
4 yrs. or more	348,750	262,080	42,960	38,430	5,280	249,510	190,650	29,850	25,230	3,780	99,240	71,430	13,110	13,200	1,500
School years not reported	108,450	51,210	8,160	5,070	44,010	74,310	33,690	4,020	2,790	33,810	34,140	17,520	4,140	2,280	10,200
Median school years	11.8	11.8	11.5	12.2	11.9	12.1	12.1	12.1	12.3	12.1	10.0	9.9	9.6	11.4	10.4
35 to 44 years old	10,847,280	9,207,180	1,004,820	463,350	171,930	7,562,370	6,520,350	631,560	283,830	126,630	3,284,910	2,686,830	373,260	179,520	45,300
No school years completed	113,160	94,170	11,040	4,560	3,390	50,580	42,660	3,630	1,830	2,460	62,580	51,510	7,410	2,730	930
Elementary: 1 to 4 years	551,460	456,120	66,810	22,080	6,450	206,700	178,020	18,630	6,780	3,270	344,760	278,100	48,180	15,300	3,180
5 to 7 years	1,542,840	1,312,050	163,680	55,110	12,000	791,910	690,870	71,610	22,770	6,660	750,930	621,180	92,070	32,340	5,340
8 years	1,964,520	1,711,620	170,370	69,030	13,500	1,517,760	1,342,110	119,550	45,660	10,440	446,760	369,510	50,820	23,370	3,060
High school: 1 to 3 years	2,212,620	1,891,380	214,350	92,400	14,490	1,573,500	1,362,600	143,010	57,900	9,990	639,120	528,780	71,340	34,500	4,500
4 years	2,638,140	2,273,160	227,640	115,740	21,600	2,102,670	1,832,970	172,170	80,940	16,590	535,470	440,190	55,470	34,800	5,010
College: 1 to 3 years	947,130	800,340	84,270	55,170	7,350	694,170	592,500	59,970	36,510	5,190	252,960	207,840	24,300	18,660	2,160
4 yrs. or more	660,060	558,150	53,670	40,830	7,410	475,110	406,140	36,690	26,730	5,550	184,950	152,010	16,980	14,100	1,860
School years not reported	217,350	110,190	12,990	8,430	85,740	149,970	72,480	6,300	4,710	66,480	67,380	37,710	6,690	3,720	19,260
Median school years	10.5	10.5	10.2	11.5	10.6	11.2	11.1	11.1	12.1	11.2	9.0	9.0	8.7	10.2	9.3
45 to 54 years old	8,688,390	7,677,450	606,600	264,570	139,770	6,231,030	5,561,070	394,230	168,780	106,950	2,457,360	2,116,380	212,370	95,790	32,820
No school years completed	192,420	169,560	13,620	4,800	4,440	110,010	99,270	5,310	1,950	3,480	82,410	70,290	8,310	2,850	960
Elementary: 1 to 4 years	712,650	627,780	58,770	19,500	6,600	360,360	325,860	22,410	8,100	3,990	352,290	301,920	36,360	11,400	2,610
5 to 7 years	1,558,230	1,387,950	117,690	40,950	11,640	944,220	854,010	61,560	20,940	7,710	614,010	533,940	56,130	20,010	3,930
8 years	2,016,750	1,811,670	135,630	56,010	13,440	1,638,870	1,484,910	102,030	41,040	10,890	377,880	326,760	33,600	14,970	2,550
High school: 1 to 3 years	1,424,730	1,265,910	105,390	45,120	8,310	1,028,190	920,670	72,930	28,830	5,760	396,540	345,240	32,460	16,290	2,550
4 years	1,472,700	1,318,470	96,270	47,010	10,950	1,189,860	1,073,340	73,620	34,170	8,730	282,840	245,130	22,650	12,840	2,220
College: 1 to 3 years	659,490	583,740	43,650	26,160	5,940	482,130	428,400	31,860	17,460	4,410	177,360	155,340	11,790	8,700	1,530
4 yrs. or more	453,300	402,630	27,000	19,290	4,380	336,000	299,760	19,800	13,320	3,120	117,300	102,870	7,200	5,970	1,260
School years not reported	198,120	109,740	8,580	5,730	74,070	141,390	74,850	4,710	2,970	58,860	56,730	34,890	3,870	2,760	15,210
Median school years	8.9	8.9	8.8	9.5	8.8	9.0	9.0	9.1	10.1	8.8	8.4	8.4	8.1	8.8	8.5
55 to 64 years old	6,635,460	5,948,070	399,480	187,170	100,740	4,933,170	4,455,180	273,630	125,040	79,230	1,702,290	1,492,890	125,850	62,130	21,420
No school years completed	290,250	263,760	16,290	6,000	4,200	212,070	196,860	8,670	3,180	3,360	78,180	66,900	7,620	2,820	840
Elementary: 1 to 4 years	755,460	682,800	50,070	17,790	4,800	453,000	417,210	23,790	9,060	2,940	302,460	265,590	26,280	8,730	1,860
5 to 7 years	1,320,120	1,193,130	83,880	33,840	9,270	885,450	809,580	48,990	20,340	6,540	434,670	383,550	34,890	13,500	2,730
8 years	1,703,220	1,549,080	98,490	45,600	10,050	1,422,120	1,298,850	79,260	35,580	8,430	281,100	250,230	19,230	10,020	1,620
High school: 1 to 3 years	904,020	814,170	56,970	27,540	5,340	673,770	609,330	41,430	19,050	3,960	230,250	204,840	15,540	8,490	1,380
4 years	860,520	776,400	50,370	26,850	6,900	695,430	631,860	39,990	17,940	5,640	165,090	144,540	10,380	8,910	1,260
College: 1 to 3 years	386,610	346,320	22,650	14,730	2,910	281,550	252,630	17,010	9,900	2,010	105,060	93,690	5,640	4,830	900
4 yrs. or more	251,340	226,140	13,590	9,600	2,010	188,910	170,310	10,320	6,720	1,560	62,430	55,830	3,270	2,880	450
School years not reported	163,920	96,270	7,170	5,220	55,260	120,870	68,550	4,170	3,270	44,880	43,050	27,720	3,000	1,950	10,380
Median school years	8.5	8.5	8.5	8.7	8.4	8.6	8.6	8.7	8.8	8.5	8.1	8.1	7.4	8.5	8.1
65 to 74 years old	4,395,480	3,939,450	263,040	124,170	68,820	3,204,390	2,888,970	177,210	83,460	54,750	1,191,090	1,050,480	85,830	40,710	14,070
No school years completed	254,280	228,870	16,320	5,580	3,510	165,750	152,940	7,500	2,640	2,670	88,530	75,930	8,820	2,940	840
Elementary: 1 to 4 years	604,830	544,830	42,720	13,380	3,900	349,050	319,170	21,030	6,780	2,070	255,780	225,660	21,690	6,600	1,830
5 to 7 years	907,440	820,980	57,390	23,730	5,340	603,600	550,440	35,310	14,250	3,600	303,840	270,540	22,080	9,480	1,740
8 years	1,163,910	1,063,170	63,960	30,450	6,330	978,930	897,600	51,690	24,270	5,370	184,980	165,570	12,270	6,180	960
High school: 1 to 3 years	495,120	447,900	29,220	14,940	3,060	366,240	332,490	21,390	10,080	2,280	128,880	115,410	7,830	4,860	780
4 years	505,770	456,840	28,650	16,590	3,690	400,020	362,550	22,560	12,270	2,640	105,750	94,290	6,090	4,320	1,050
College: 1 to 3 years	200,940	178,830	11,430	8,820	1,860	143,310	128,040	8,220	5,790	1,260	57,630	50,790	3,210	3,030	600
4 yrs. or more	131,340	116,460	7,320	6,270	1,290	97,350	86,610	5,280	4,290	1,170	33,990	29,850	2,040	1,980	120
School years not reported	131,850	81,570	6,030	4,410	39,840	100,140	59,130	4,230	3,090	33,690	31,710	22,440	1,800	1,320	6,150
Median school years	8.3	8.3	8.2	8.6	8.3	8.4	8.4	8.4	8.7	8.4	7.3	7.4	6.6	8.1	7.2
75 years old and over	2,118,600	1,888,560	123,480	62,070	44,490	1,591,080	1,421,940	88,020	43,830	37,290	527,520	466,620	35,460	18,240	7,200
No school years completed	130,890	116,730	8,520	3,360	2,280	78,120	70,950	3,810	1,920	1,440	52,770	45,780	4,710	1,440	840
Elementary: 1 to 4 years	295,560	267,120	19,350	7,110	1,980	179,310	163,530	10,260	4,260	1,260	116,250	103,590	9,090	2,850	720
5 to 7 years	440,190	399,600	26,790	11,160	2,640	311,460	283,950	18,120	7,410	1,980	128,730	115,650	8,670	3,750	660
8 years	603,540	549,330	32,430	17,610	4,170	521,160	475,410	27,510	14,460	3,780	82,380	73,920	4,920	3,150	390
High school: 1 to 3 years	182,640	165,720	10,350	5,280	1,290	136,680	124,470	7,710	3,450	1,050	45,960	41,250	2,640	1,830	240
4 years	226,590	203,400	13,140	8,220	1,830	181,800	163,350	10,950	5,970	1,530	44,790	40,050	2,190	2,250	300
College: 1 to 3 years	82,800	74,640	4,500	3,120	540	59,220	53,910	3,000	1,890	420	23,580	20,730	1,500	1,230	120
4 yrs. or more	53,190	47,790	2,640	2,310	450	39,720	36,000	1,920	1,500	300	13,470	11,790	720	810	150
School years not reported	103,200	64,230	5,760	3,900	29,310	83,610	50,370	4,740	2,970	25,530	19,590	13,860	1,020	930	3,780
Median school years	8.2	8.2	8.1	8.4	8.2	8.4	8.4	8.3	8.5	8.3	7.0	7.0	6.2	8.2	5.7

Table 7.—RESIDENCE IN 1949: PERSONS 14 YEARS OLD AND OVER, BY YEARS OF SCHOOL COMPLETED, AGE, COLOR, AND SEX, FOR THE UNITED STATES, BY REGIONS: 1950—Con.

[Based on 3⅓-percent sample. Percent not shown where less than 0.1 or where base is less than 3,000. Median not shown where less than 1.0 or where base is less than 3,000]

Age, color, sex, and years of school completed	United States					North and West					South				
	Total population	Same house as in 1950	Different house, same county	Different county	Abroad or not reported	Total population	Same house as in 1950	Different house, same county	Different county	Abroad or not reported	Total population	Same house as in 1950	Different house, same county	Different county	Abroad or not reported
FEMALE--NONWHITE															
Total, 14 yrs. and over	5,692,830	4,652,340	714,660	225,660	100,170	2,041,980	1,666,630	248,070	75,810	51,450	3,650,850	2,985,690	466,590	149,850	48,720
Total, 14 to 24 yrs. old	1,489,740	1,120,800	247,290	94,170	27,480	481,740	363,690	75,750	29,010	13,290	1,008,000	757,110	171,540	65,160	14,190
Total, 25 yrs. and over	4,203,090	3,531,540	467,370	131,490	72,690	1,560,240	1,302,960	172,320	46,800	38,160	2,642,850	2,228,580	295,050	84,690	34,530
No school years completed	234,270	202,680	22,560	6,690	2,340	50,790	45,060	3,750	1,260	720	183,480	157,620	18,810	5,430	1,620
Elementary: 1 to 4 years	939,210	802,470	102,450	26,910	7,380	194,070	168,600	18,450	5,130	1,890	745,140	633,870	84,000	21,780	5,490
5 to 7 years	1,207,770	1,028,130	135,600	34,650	9,390	361,650	309,150	39,060	9,600	3,840	846,120	718,980	96,540	25,050	5,550
8 years	510,030	435,240	56,400	14,430	3,960	252,210	216,930	27,180	6,030	2,070	257,820	218,310	29,220	8,400	1,890
High school: 1 to 3 years	602,730	502,740	75,300	20,970	3,720	306,720	255,240	39,330	9,930	2,220	296,010	247,500	35,970	11,040	1,500
4 years	370,470	309,030	44,430	13,650	3,360	237,030	196,560	29,640	8,370	2,460	133,440	112,470	14,790	5,280	900
College: 1 to 3 years	127,590	106,410	13,890	6,000	1,290	62,760	51,750	7,440	2,880	690	64,830	54,660	6,450	3,120	600
4 yrs. or more	96,930	82,110	8,670	5,130	1,020	38,640	31,770	3,960	2,340	570	58,290	50,340	4,710	2,790	450
School years not reported	114,090	62,730	8,070	3,060	40,230	56,370	27,900	3,510	1,260	23,700	57,720	34,830	4,560	1,800	16,530
Median school years	7.2	7.1	7.3	7.7	7.1	8.6	8.5	8.9	9.2	8.4	6.3	6.3	6.3	6.7	6.0
Percent	100.0	100.0	100.0	100.0	100.0	100.0	100.0	100.0	100.0	100.0	100.0	100.0	100.0	100.0	100.0
No school years completed	5.6	5.7	4.8	5.1	3.2	3.3	3.5	2.2	2.7	1.9	6.9	7.1	6.4	6.4	4.7
Elementary: 1 to 4 years	22.3	22.7	21.9	20.5	10.2	12.4	12.9	10.7	11.0	5.0	28.2	28.4	28.5	25.7	15.9
5 to 7 years	28.7	29.1	29.0	26.4	12.9	23.2	23.7	22.7	20.5	10.1	32.0	32.3	32.7	29.6	16.1
8 years	12.1	12.3	12.1	11.0	5.4	16.2	16.6	15.8	12.9	5.4	9.8	9.8	9.9	9.9	5.5
High school: 1 to 3 years	14.3	14.2	16.1	15.9	5.1	19.7	19.6	22.8	21.2	5.8	11.2	11.1	12.2	13.0	4.3
4 years	8.8	8.8	9.5	10.4	4.6	15.2	15.1	17.2	17.9	6.4	5.0	5.0	5.0	6.2	2.6
College: 1 to 3 years	3.0	3.0	3.0	4.6	1.8	4.0	4.0	4.3	6.2	1.8	2.5	2.5	2.2	3.7	1.7
4 yrs. or more	2.3	2.3	1.9	3.9	1.4	2.5	2.4	2.3	5.0	1.5	2.2	2.3	1.6	3.3	1.3
School years not reported	2.7	1.8	1.7	2.3	55.3	3.6	2.1	2.0	2.7	62.1	2.2	1.6	1.5	2.1	47.9
14 and 15 years old	266,040	228,780	25,260	8,040	3,960	74,490	64,740	5,880	2,070	1,800	191,550	164,040	19,380	5,970	2,160
No school years completed	3,660	3,030	420	90	120	1,290	1,170	90	...	30	2,370	1,860	330	90	90
Elementary: 1 to 4 years	27,960	22,350	3,960	1,380	270	1,980	1,560	180	210	30	25,980	20,790	3,780	1,170	240
5 to 7 years	121,470	104,880	12,030	3,630	930	25,110	21,990	2,100	780	240	96,360	82,890	9,930	2,850	690
8 years	59,460	52,020	5,220	1,860	360	21,540	18,960	1,680	690	210	37,920	33,060	3,540	1,170	150
High school: 1 to 3 years	48,540	43,890	3,210	990	450	21,780	19,500	1,650	360	270	26,760	24,390	1,560	630	180
4 years	450	300	90	60	...	270	210	30	30	...	180	90	60	30	...
School years not reported	4,500	2,310	330	30	1,830	2,520	1,350	150	...	1,020	1,980	960	180	30	810
Median school years	7.4	7.5	7.0	7.1	7.2	8.4	8.4	8.3	...	...	7.1	7.1	6.7	6.8	...
16 and 17 years old	264,360	214,470	33,690	12,540	3,660	74,970	63,000	7,140	3,510	1,320	189,390	151,470	26,550	9,030	2,340
No school years completed	3,270	2,820	330	90	30	1,560	1,410	120	30	...	1,710	1,410	210	60	30
Elementary: 1 to 4 years	16,890	12,870	3,030	870	120	1,860	1,620	120	120	...	15,030	11,250	2,910	750	120
5 to 7 years	60,960	47,100	10,050	3,240	570	7,830	6,300	1,020	480	30	53,130	40,800	9,030	2,760	540
8 years	40,830	32,610	6,030	1,800	390	9,300	7,620	1,020	570	90	31,530	24,990	5,010	1,230	300
High school: 1 to 3 years	126,810	108,390	13,200	4,440	780	47,790	41,370	4,410	1,800	210	79,020	67,020	8,790	2,640	570
4 years	10,050	7,350	720	1,830	150	4,320	3,450	330	450	90	5,730	3,900	390	1,380	60
College: 1 to 3 years	1,260	1,080	90	90	...	360	330	30	...	...	900	750	60	90	...
School years not reported	4,290	2,250	240	180	1,620	1,950	900	90	60	900	2,340	1,350	150	120	720
Median school years	9.2	9.3	8.5	9.1	8.8	10.0	10.0	9.8	9.9	...	8.8	8.9	8.2	8.7	...
18 and 19 years old	261,900	190,710	44,310	22,080	4,800	75,990	56,850	11,610	5,580	1,950	185,910	133,860	32,700	16,500	2,850
No school years completed	3,330	2,820	420	60	30	1,410	1,260	120	...	30	1,920	1,560	300	60	...
Elementary: 1 to 4 years	16,350	11,370	3,150	1,650	180	1,860	1,290	420	120	30	14,490	10,080	2,730	1,530	150
5 to 7 years	50,910	36,270	10,260	3,660	720	5,400	4,110	720	480	90	45,510	32,160	9,540	3,180	630
8 years	29,220	20,430	6,090	2,340	360	6,630	4,560	1,350	630	90	22,590	15,870	4,740	1,710	270
High school: 1 to 3 years	97,620	73,350	16,860	6,420	990	31,320	24,060	5,130	1,860	270	66,300	49,290	11,730	4,560	720
4 years	45,840	32,490	6,030	6,570	750	22,770	16,800	3,270	2,160	540	23,070	15,690	2,760	4,410	210
College: 1 to 3 years	13,140	10,950	1,110	990	90	4,320	3,600	480	240	...	8,820	7,350	630	750	90
4 yrs. or more	390	270	30	90	...	120	120	...	...	...	270	150	30	90	...
School years not reported	5,100	2,760	360	300	1,680	2,160	1,050	120	90	900	2,940	1,710	240	210	780
Median school years	9.9	9.9	9.4	10.5	9.8	11.1	11.1	10.8	11.4	...	9.3	9.4	8.8	10.1	...
20 and 21 years old	270,060	186,660	54,750	22,350	6,300	93,510	65,220	17,220	7,650	3,420	176,550	121,440	37,530	14,700	2,880
No school years completed	4,650	3,570	720	360	...	1,590	1,290	210	90	...	3,060	2,280	510	270	...
Elementary: 1 to 4 years	20,100	13,860	4,380	1,530	330	2,880	2,250	330	240	60	17,220	11,610	4,050	1,290	270
5 to 7 years	52,950	36,930	11,520	3,840	660	8,580	6,270	1,620	600	90	44,370	30,660	9,900	3,240	570
8 years	31,290	20,760	7,470	2,430	630	10,200	7,170	1,920	810	300	21,090	13,590	5,550	1,620	330
High school: 1 to 3 years	76,260	53,280	16,800	5,160	1,020	28,470	19,770	6,540	1,620	540	47,790	33,510	10,260	3,540	480
4 years	54,750	38,190	10,200	5,580	780	29,340	20,760	5,370	2,700	510	25,410	17,430	4,830	2,880	270
College: 1 to 3 years	21,330	15,570	2,910	2,400	450	8,490	5,910	1,080	1,200	300	12,840	9,660	1,830	1,200	150
4 yrs. or more	2,760	1,890	300	540	30	1,020	780	30	210	...	1,740	1,110	270	330	30
School years not reported	5,970	2,610	450	510	2,400	2,940	1,020	120	180	1,620	3,030	1,590	330	330	780
Median school years	9.9	10.0	9.5	10.6	10.0	11.3	11.3	11.1	12.1	11.5	9.1	9.2	8.7	9.6	...
22 to 24 years old	427,380	300,180	89,280	29,160	8,760	162,780	113,880	33,900	10,200	4,800	264,600	186,300	55,380	18,960	3,960
No school years completed	6,660	5,340	930	330	60	2,400	2,130	150	90	30	4,260	3,210	780	240	30
Elementary: 1 to 4 years	38,400	27,570	7,980	2,130	720	5,520	4,170	960	300	90	32,880	23,400	7,020	1,830	630
5 to 7 years	94,230	66,330	20,730	6,030	1,140	18,870	13,470	3,660	1,320	420	75,360	52,860	17,070	4,710	720
8 years	48,450	34,770	10,140	2,910	630	17,880	12,690	3,990	960	240	30,570	22,080	6,150	1,950	390
High school: 1 to 3 years	111,480	78,480	24,690	6,960	1,350	49,500	34,950	11,250	2,580	720	61,980	43,530	13,440	4,380	630
4 years	81,270	58,350	17,070	5,130	720	47,280	34,050	10,050	2,670	510	33,990	24,300	7,020	2,460	210
College: 1 to 3 years	24,660	16,800	4,710	2,760	390	11,550	7,680	2,370	1,260	240	13,110	9,120	2,340	1,500	150
4 yrs. or more	12,660	8,430	1,650	2,370	210	4,800	3,030	870	840	60	7,860	5,400	780	1,530	150
School years not reported	9,570	4,110	1,380	540	3,540	4,980	1,710	600	180	2,490	4,590	2,400	780	360	1,050
Median school years	9.6	9.5	9.5	10.3	9.1	11.1	11.0	11.1	11.7	10.6	8.6	8.6	8.4	9.4	8.2

Table 7.—RESIDENCE IN 1949: PERSONS 14 YEARS OLD AND OVER, BY YEARS OF SCHOOL COMPLETED, AGE, COLOR, AND SEX, FOR THE UNITED STATES, BY REGIONS: 1950—Con.

[Based on 3⅓-percent sample. Percent not shown where less than 0.1 or where base is less than 3,000. Median not shown where less than 1.0 or where base is less than 3,000]

Age, color, sex, and years of school completed	United States					North and West					South				
	Total population	Same house as in 1950	Different house, same county	Different county	Abroad or not reported	Total population	Same house as in 1950	Different house, same county	Different county	Abroad or not reported	Total population	Same house as in 1950	Different house, same county	Different county	Abroad or not reported
FEMALE--NONWHITE--Con.															
25 to 29 years old.....	702,210	525,600	124,350	37,710	14,550	283,290	211,110	49,590	14,580	8,010	418,920	314,490	74,760	23,130	6,540
No school years completed..	12,090	9,210	2,010	570	300	3,150	2,700	300	120	30	8,940	6,510	1,710	450	270
Elementary: 1 to 4 years..	78,810	58,440	15,420	4,170	780	12,000	9,330	1,920	540	210	66,810	49,110	13,500	3,630	570
5 to 7 years..	173,850	131,820	31,140	9,090	1,800	40,680	30,090	7,650	2,220	720	133,170	101,730	23,490	6,870	1,080
8 years.....	81,510	62,580	14,430	3,540	960	35,970	28,170	6,030	1,230	540	45,540	34,410	8,400	2,310	420
High school: 1 to 3 years..	163,170	123,540	30,180	8,340	1,110	79,020	59,700	14,940	3,750	630	84,150	63,840	15,240	4,590	480
4 years.....	118,170	90,060	20,490	6,480	1,140	75,120	56,790	13,590	3,870	870	43,050	33,270	6,900	2,610	270
College: 1 to 3 years..	33,990	25,320	5,700	2,760	210	18,090	13,530	2,880	1,560	120	15,900	11,790	2,820	1,200	90
4 yrs. or more	22,530	16,800	3,360	2,010	360	10,050	7,380	1,500	990	180	12,480	9,420	1,860	1,020	180
School years not reported..	18,090	7,830	1,620	750	7,890	9,210	3,420	780	300	4,710	8,880	4,410	840	450	3,180
Median school years.....	8.9	8.9	8.9	9.4	8.5	10.7	10.7	10.7	11.4	9.7	7.9	7.9	7.8	8.2	7.3
30 to 34 years old.....	612,150	490,830	86,970	23,250	11,100	248,280	198,720	35,340	7,890	6,330	363,870	292,110	51,630	15,360	4,770
No school years completed..	11,220	8,880	1,620	450	270	3,510	2,820	390	150	150	7,710	6,060	1,230	300	120
Elementary: 1 to 4 years..	83,880	66,180	13,470	3,510	720	15,180	12,330	2,400	330	120	68,700	53,850	11,070	3,180	600
5 to 7 years..	174,030	140,220	26,220	6,180	1,410	46,080	37,260	6,930	1,470	420	127,950	102,960	19,290	4,710	990
8 years.....	80,880	64,860	12,300	3,120	600	37,740	30,390	5,910	1,170	270	43,140	34,470	6,390	1,950	330
High school: 1 to 3 years..	123,090	101,400	16,230	4,590	870	64,080	52,410	9,180	1,980	510	59,010	48,990	7,050	2,610	360
4 years.....	80,160	66,570	10,170	2,670	750	53,160	43,860	7,080	1,590	630	27,000	22,710	3,090	1,080	120
College: 1 to 3 years..	23,760	19,140	3,150	1,200	270	12,210	9,690	1,830	570	120	11,550	9,450	1,320	630	150
4 yrs. or more	19,080	15,120	2,310	1,230	420	7,590	5,790	1,080	510	210	11,490	9,330	1,230	720	210
School years not reported..	16,050	8,460	1,500	300	5,790	8,730	4,170	540	120	3,900	7,320	4,290	960	180	1,890
Median school years.....	8.4	8.4	8.1	8.4	8.4	9.8	9.8	9.6	10.2	10.5	7.4	7.4	7.0	7.6	7.2
35 to 44 years old.....	1,145,010	964,620	127,440	33,450	19,500	434,730	366,690	46,890	11,280	9,870	710,280	597,930	80,550	22,170	9,630
No school years completed..	33,750	28,200	3,810	1,350	390	8,430	7,470	570	240	150	25,320	20,730	3,240	1,110	240
Elementary: 1 to 4 years..	218,790	181,890	27,480	7,170	2,250	41,370	35,100	4,530	1,230	510	177,420	146,790	22,950	5,940	1,740
5 to 7 years..	365,400	309,540	42,870	10,050	2,940	107,430	90,780	12,780	2,910	960	257,970	218,760	30,090	7,140	1,980
8 years.....	160,110	136,890	17,790	4,350	1,080	79,500	67,980	9,150	1,740	630	80,610	68,910	8,640	2,610	450
High school: 1 to 3 years..	177,660	152,760	18,960	4,950	990	92,820	79,590	10,110	2,490	630	84,840	73,170	8,850	2,460	360
4 years.....	96,240	83,970	9,120	2,340	810	62,550	54,630	6,000	1,470	450	33,690	29,340	3,120	870	360
College: 1 to 3 years..	35,460	30,780	3,150	1,170	360	17,130	14,730	1,830	390	180	18,330	16,050	1,320	780	180
4 yrs. or more	28,950	25,680	1,920	1,290	60	10,650	9,270	840	480	60	18,300	16,410	1,080	810	...
School years not reported..	28,650	14,910	2,340	780	10,620	14,850	7,140	1,080	330	6,300	13,800	7,770	1,260	450	4,320
Median school years.....	7.5	7.6	7.2	7.3	6.8	8.7	8.7	8.5	8.6	8.3	6.7	6.7	6.3	6.6	6.0
45 to 54 years old.....	822,720	725,370	64,800	18,210	14,340	300,600	264,090	22,440	6,660	7,410	522,120	461,280	42,360	11,550	6,930
No school years completed..	47,310	41,940	3,840	1,050	480	9,960	8,910	750	150	150	37,350	33,030	3,090	900	330
Elementary: 1 to 4 years..	222,480	194,700	20,730	5,400	1,650	50,040	43,560	4,500	1,500	480	172,440	151,140	16,230	3,900	1,170
5 to 7 years..	263,910	236,130	20,460	5,310	2,010	89,640	79,740	7,050	1,590	1,260	174,270	156,390	13,410	3,720	750
8 years.....	101,610	91,410	7,440	1,890	870	53,400	48,330	3,840	840	390	48,210	43,080	3,600	1,050	480
High school: 1 to 3 years..	85,590	76,470	6,480	2,040	600	44,940	40,020	3,300	1,230	390	40,650	36,450	3,180	810	210
4 years.....	43,530	38,850	3,030	1,260	390	26,940	23,970	1,770	900	300	16,590	14,880	1,260	360	90
College: 1 to 3 years..	19,530	17,730	1,080	450	270	9,000	8,310	420	90	180	10,530	9,420	660	360	90
4 yrs. or more	15,360	14,310	690	270	90	5,490	4,980	270	150	90	9,870	9,330	420	120	...
School years not reported..	23,400	13,830	1,050	540	7,980	11,190	6,270	540	210	4,170	12,210	7,560	510	330	3,810
Median school years.....	6.5	6.5	6.1	6.3	6.6	7.8	7.9	7.4	8.0	7.4	5.8	5.8	5.4	5.7	5.2
55 to 64 years old.....	458,340	410,670	31,590	9,030	7,050	161,910	144,600	10,140	3,510	3,660	296,430	266,070	21,450	5,520	3,390
No school years completed..	40,860	35,700	3,600	1,230	330	9,540	8,670	540	270	60	31,320	27,030	3,060	960	270
Elementary: 1 to 4 years..	154,650	139,560	11,280	2,910	900	37,200	33,750	2,520	660	270	117,450	105,810	8,760	2,250	630
5 to 7 years..	130,530	118,260	9,270	2,160	840	45,690	41,700	2,850	840	300	84,840	76,560	6,420	1,320	540
8 years.....	50,670	46,530	2,850	990	300	27,180	24,720	1,530	750	180	23,490	21,810	1,320	240	120
High school: 1 to 3 years..	32,850	29,940	2,370	510	30	16,860	15,300	1,260	270	30	15,990	14,640	1,110	240	...
4 years.....	19,110	17,730	720	480	180	12,210	11,130	630	300	150	6,900	6,600	90	180	30
College: 1 to 3 years..	9,540	8,670	540	240	90	4,110	3,570	360	150	30	5,430	5,100	180	90	60
4 yrs. or more	6,870	6,420	240	150	60	3,060	2,760	180	90	30	3,810	3,660	60	60	30
School years not reported..	13,260	7,860	720	360	4,320	6,060	3,000	270	180	2,610	7,200	4,860	450	180	1,710
Median school years.....	5.6	5.7	5.2	5.3	5.5	7.0	7.0	7.0	7.6	7.0	4.9	4.9	4.4	4.0	4.6
65 to 74 years old.....	335,100	300,390	24,090	6,690	3,930	94,350	84,870	5,850	1,830	1,800	240,750	215,520	18,240	4,860	2,130
No school years completed..	55,200	48,750	4,920	1,230	300	9,390	8,370	750	120	150	45,810	40,380	4,170	1,110	150
Elementary: 1 to 4 years..	131,160	116,970	10,860	2,460	870	27,240	24,510	1,860	570	300	103,920	92,460	9,000	1,890	570
5 to 7 years..	78,570	72,090	4,710	1,560	210	24,270	22,260	1,530	390	90	54,300	49,830	3,180	1,170	120
8 years.....	27,000	25,410	1,170	360	60	14,220	13,470	540	180	30	12,780	11,940	630	180	30
High school: 1 to 3 years..	16,440	15,060	840	420	120	7,110	6,570	360	150	30	9,330	8,490	480	270	90
4 years.....	9,840	8,940	600	240	60	4,890	4,320	390	150	30	4,950	4,620	210	90	30
College: 1 to 3 years..	3,750	3,360	210	120	60	1,560	1,350	90	90	30	2,190	2,010	120	30	30
4 yrs. or more	3,180	2,940	120	120	...	1,380	1,230	60	90	...	1,800	1,710	60	30	...
School years not reported..	9,960	6,870	660	180	2,250	4,290	2,790	270	90	1,140	5,670	4,080	390	90	1,110
Median school years.....	4.3	4.4	3.5	4.3	3.5	6.0	6.1	5.4	...	...	3.8	3.8	3.1	3.7	...
75 years old and over....	127,560	114,060	8,130	3,150	2,220	37,080	32,880	2,070	1,050	1,080	90,480	81,180	6,060	2,100	1,140
No school years completed..	33,840	30,000	2,760	810	270	6,810	6,120	450	210	30	27,030	23,880	2,310	600	240
Elementary: 1 to 4 years..	49,440	44,730	3,210	1,290	210	11,040	10,020	720	300	...	38,400	34,710	2,490	990	210
5 to 7 years..	21,480	20,070	930	300	180	7,860	7,320	270	180	90	13,620	12,750	660	120	90
8 years.....	8,250	7,560	420	180	90	4,200	3,870	180	120	30	4,050	3,690	240	60	60
High school: 1 to 3 years..	3,930	3,570	240	120	...	1,890	1,650	180	60	...	2,040	1,920	60	60	...
4 years.....	3,420	2,910	300	180	30	2,160	1,860	180	90	30	1,260	1,050	120	90	...
College: 1 to 3 years..	1,560	1,410	60	60	30	660	570	30	30	30	900	840	30	30	...
4 yrs. or more	960	840	30	60	30	420	360	30	30	...	540	480	...	30	30
School years not reported..	4,680	2,970	180	150	1,380	2,040	1,110	30	30	870	2,640	1,860	150	120	510
Median school years.....	3.2	3.3	2.5	3.1	...	4.9	4.9	...	...	...	2.8	2.8	2.0	...	...

Table 8.—MARITAL STATUS: PERSONS 14 YEARS OLD AND OVER, BY YEARS OF SCHOOL COMPLETED, AGE, COLOR, AND SEX, FOR THE UNITED STATES, BY REGIONS: 1950

[Based on 3⅓-percent sample. Percent not shown where less than 0.1 or where base is less than 3,000. Median not shown where less than 1.0 or where base is less than 3,000]

Area, color, age, and years of school completed	Male							Female					
		Married							Married				
		Wife present		Wife absent						Husband absent			
	Single	Total	Head of household	Separated	Other	Widowed	Divorced	Single	Husband present	Separated	Other	Widowed	Divorced
UNITED STATES—TOTAL													
Total, 14 years and over.	14,385,660	34,984,830	32,531,760	860,340	1,014,660	2,299,020	1,066,800	11,376,630	35,599,350	1,173,450	835,890	6,734,910	1,373,460
Total, 14 to 24 years old..	9,517,350	2,196,390	1,714,140	76,530	122,520	14,610	56,790	7,341,660	4,431,660	171,060	151,140	29,220	111,840
Total, 25 years and over...	4,868,310	32,788,440	30,817,620	783,810	892,140	2,284,410	1,010,010	4,034,970	31,167,690	1,002,390	684,750	6,705,690	1,261,620
No school years completed.....	173,280	693,810	650,100	38,850	34,500	160,920	19,590	99,630	558,360	30,780	21,780	366,270	14,430
Elementary: 1 to 4 years.....	420,630	2,785,530	2,643,090	141,060	87,300	418,680	90,570	188,730	1,958,790	135,930	50,760	927,660	63,870
5 to 7 years.....	768,540	5,232,540	4,958,820	180,750	131,730	511,290	178,650	407,310	4,616,400	238,740	103,590	1,410,330	170,370
8 years.....	906,600	6,900,840	6,572,310	138,600	142,620	540,240	218,730	611,850	6,095,700	184,230	112,050	1,644,180	228,810
High school: 1 to 3 years.....	695,460	5,684,430	5,340,480	110,520	116,280	187,110	180,600	537,150	5,940,780	184,920	99,990	811,320	268,800
4 years.....	883,500	6,098,520	5,540,340	80,520	112,830	170,220	165,540	1,072,320	7,658,910	142,290	116,430	816,030	308,160
College: 1 to 3 years.....	347,730	2,326,710	2,205,450	28,200	53,040	65,670	67,080	422,880	2,428,020	36,600	43,800	315,840	111,180
4 years or more....	397,020	2,432,160	2,328,090	18,540	49,200	65,100	46,080	537,450	1,430,880	18,810	32,130	180,660	63,600
School years not reported.....	266,550	633,900	578,940	46,770	164,640	165,180	43,170	157,650	479,850	30,090	104,220	233,400	32,400
Median school years completed...	9.1	9.2	9.2	8.1	8.8	7.8	8.9	12.1	10.1	8.4	9.1	8.3	10.5
Percent.....	100.0	100.0	100.0	100.0	100.0	100.0	100.0	100.0	100.0	100.0	100.0	100.0	100.0
No school years completed.....	3.6	2.1	2.1	5.0	3.9	7.0	1.9	2.5	1.8	3.1	3.2	5.5	1.1
Elementary: 1 to 4 years.....	8.8	8.5	8.6	18.0	9.8	18.3	9.0	4.7	6.3	13.6	7.4	13.8	5.1
5 to 7 years.....	15.8	16.0	16.1	23.1	14.8	22.4	17.7	10.1	14.8	23.8	15.1	21.0	13.5
8 years.....	18.6	21.0	21.3	17.7	16.0	23.6	21.7	15.2	19.6	18.4	16.4	24.5	18.1
High school: 1 to 3 years.....	14.3	17.3	17.3	14.1	13.0	8.2	17.9	13.3	19.1	18.4	14.6	12.1	21.3
4 years.....	18.1	18.6	18.0	10.3	12.6	7.5	16.4	26.6	24.6	14.2	17.0	12.2	24.4
College: 1 to 3 years.....	7.1	7.1	7.2	3.6	5.9	2.9	6.6	10.5	7.8	3.7	6.4	4.7	8.8
4 years or more....	8.2	7.4	7.6	2.4	5.5	2.8	4.6	13.3	4.6	1.9	4.7	2.7	5.0
School years not reported.....	5.5	1.9	1.9	6.0	18.5	7.2	4.3	3.9	1.5	3.0	15.2	3.5	2.6
14 and 15 years old.....	2,157,120	7,530	2,520	2,340	4,830	2,850	2,310	2,063,070	20,910	2,220	4,320	900	450
No school years completed.....	23,850	150	30	...	150	30	90	18,810	270	...	90	30	90
Elementary: 1 to 4 years.....	124,230	240	90	60	330	90	120	69,480	1,710	360	240	90	30
5 to 7 years.....	821,580	1,470	300	390	1,080	210	150	620,760	7,620	990	1,200	270	90
8 years.....	655,920	1,200	420	300	1,140	570	270	708,690	5,730	420	1,170	150	90
High school: 1 to 3 years.....	486,540	1,230	330	390	750	450	210	609,420	4,260	270	1,350	60	60
4 years.....	3,300	210	150	...	30	30	60	3,510	150	30	30	...	...
School years not reported.....	41,700	3,030	1,200	1,200	1,350	1,470	1,410	32,400	1,170	150	240	300	90
Median school years completed...	8.1	8.3	...	...	8.2	...	...	8.4	8.0	...	8.4	...	...
16 and 17 years old.....	2,091,030	15,060	5,520	1,770	6,420	1,590	1,320	1,866,960	172,860	11,160	14,490	1,530	3,480
No school years completed.....	18,210	210	90	...	120	60	60	13,560	1,020	120	60	90	...
Elementary: 1 to 4 years.....	86,520	1,770	810	300	330	...	90	41,910	7,740	990	540	150	270
5 to 7 years.....	277,110	2,940	1,110	420	960	270	210	143,910	32,370	3,420	2,070	360	900
8 years.....	276,330	2,220	930	300	720	240	300	169,260	33,420	1,830	2,100	300	540
High school: 1 to 3 years.....	1,319,310	5,370	1,260	270	3,450	540	150	1,362,960	86,790	4,320	8,220	300	1,500
4 years.....	72,390	690	450	90	210	90	120	102,150	8,280	300	690	150	180
College: 1 to 3 years.....	5,100	90	...	...	60	...	...	7,080	330	30	60	...	...
School years not reported.....	36,060	1,770	870	390	570	390	390	26,130	2,910	150	750	180	90
Median school years completed...	9.8	8.8	8.3	...	9.7	...	...	10.2	9.4	8.5	9.8	...	9.0
18 and 19 years old.....	2,008,530	116,190	69,270	5,550	14,850	1,290	2,700	1,522,890	612,570	27,090	29,760	3,330	12,660
No school years completed.....	15,960	750	420	60	90	...	30	9,810	3,510	240	270	30	90
Elementary: 1 to 4 years.....	70,620	7,170	3,870	600	780	90	60	26,850	18,150	1,830	930	360	450
5 to 7 years.....	190,260	19,230	11,220	1,560	2,130	180	510	70,890	67,830	6,150	4,140	930	1,650
8 years.....	189,840	17,760	10,530	960	1,950	120	420	84,000	76,950	4,080	3,570	360	1,830
High school: 1 to 3 years.....	672,480	38,970	23,130	1,680	5,430	390	1,020	427,110	239,160	11,100	10,650	960	6,060
4 years.....	657,510	26,850	16,860	540	3,420	300	510	688,620	183,090	3,060	7,950	450	2,160
College: 1 to 3 years.....	169,410	2,700	1,500	60	630	120	90	185,610	13,440	240	1,290	90	210
4 years or more....	2,520	240	180	...	...	...	...	3,510	900	...	150	...	30
School years not reported.....	39,930	2,520	1,560	90	420	90	60	26,490	9,540	390	810	150	180
Median school years completed...	11.3	9.9	10.0	8.5	10.3	...	...	12.2	10.7	9.3	10.6	8.8	10.1
20 and 21 years old.....	1,637,820	452,940	322,710	19,410	30,000	2,790	11,340	1,007,850	1,152,120	42,990	38,790	7,170	28,230
No school years completed.....	14,910	3,750	2,130	240	390	420	240	8,730	6,660	870	360	180	210
Elementary: 1 to 4 years.....	56,280	20,460	14,250	2,070	1,740	420	360	20,100	28,170	2,490	1,320	540	720
5 to 7 years.....	145,740	59,130	40,320	4,860	3,930	600	1,860	47,100	101,850	8,610	4,080	1,080	2,850
8 years.....	156,150	63,540	44,520	3,240	4,110	300	1,890	54,990	121,320	5,640	3,870	1,140	3,660
High school: 1 to 3 years.....	320,190	129,990	91,410	5,430	8,880	270	3,210	136,500	330,510	14,970	11,250	1,980	10,440
4 years.....	540,060	132,360	97,380	2,580	6,600	420	2,580	432,960	451,050	7,830	12,600	1,290	7,920
College: 1 to 3 years.....	335,550	30,150	23,400	510	2,430	150	690	255,780	81,600	1,650	3,240	420	1,500
4 years or more....	29,370	4,080	2,850	60	360	30	120	31,230	12,180	120	510	90	120
School years not reported.....	39,570	9,480	6,450	420	1,560	180	390	20,460	18,780	810	1,560	450	810
Median school years completed...	12.2	10.7	10.9	8.7	10.4	...	10.1	12.5	11.8	9.7	11.4	9.6	10.8
22 to 24 years old.....	1,622,850	1,604,670	1,314,120	47,460	66,420	6,090	39,120	880,890	2,473,200	87,600	63,780	16,290	67,020
No school years completed.....	18,570	9,540	14,880	750	1,020	150	180	10,650	14,220	930	840	240	330
Elementary: 1 to 4 years.....	58,740	63,750	49,890	5,940	3,690	360	1,470	22,680	62,940	6,240	2,790	1,110	1,560
5 to 7 years.....	142,590	173,430	136,140	9,810	8,760	810	5,160	50,310	195,870	16,230	6,420	3,330	6,360
8 years.....	158,280	199,200	161,280	7,200	8,880	870	5,880	57,390	238,020	11,610	5,190	2,160	7,920
High school: 1 to 3 years.....	308,640	451,380	365,910	12,330	16,890	1,380	12,900	125,940	622,800	29,160	16,710	3,930	22,800
4 years.....	427,830	441,300	362,370	7,140	12,210	1,200	8,160	345,930	986,430	18,240	19,440	3,810	21,150
College: 1 to 3 years.....	329,040	168,210	142,710	2,070	6,630	390	3,480	132,780	212,610	2,700	5,160	660	4,320
4 years or more....	130,890	71,550	61,050	600	2,550	210	840	111,960	102,990	630	3,330	300	1,470
School years not reported.....	48,270	26,310	19,890	1,620	5,790	720	1,050	23,250	37,320	1,860	3,900	750	1,110
Median school years completed...	12.2	11.3	11.3	8.9	10.4	10.1	10.5	12.5	12.1	9.8	11.6	9.7	11.2

Table 8.—MARITAL STATUS: PERSONS 14 YEARS OLD AND OVER, BY YEARS OF SCHOOL COMPLETED, AGE, COLOR, AND SEX, FOR THE UNITED STATES, BY REGIONS: 1950—Con.

[Based on 3⅓-percent sample. Percent not shown where less than 0.1 or where base is less than 3,000. Median not shown where less than 1.0 or where base is less than 3,000]

Area, color, age, and years of school completed	Male							Female					
		Married							Married				
		Wife present		Wife absent					Husband present	Husband absent			
	Single	Total	Head of household	Separated	Other	Widowed	Divorced	Single		Separated	Other	Widowed	Divorced
UNITED STATES—TOTAL—Con.													
25 to 29 years old	1,400,400	4,142,640	3,657,930	97,980	123,690	33,660	102,450	832,560	4,968,030	157,740	107,310	57,900	160,620
No school years completed	23,160	24,270	21,000	1,260	2,760	600	450	14,490	29,010	1,920	1,560	690	540
Elementary: 1 to 4 years	65,370	170,370	146,580	11,760	7,740	1,590	4,320	26,640	142,080	14,130	3,990	4,860	4,380
5 to 7 years	132,180	398,880	342,540	18,780	15,540	2,850	12,090	57,270	424,770	31,830	11,430	9,720	14,820
8 years	153,660	496,050	435,660	13,020	15,270	2,880	14,280	66,810	514,170	20,940	9,990	7,470	17,370
High school: 1 to 3 years	241,080	944,100	826,680	21,450	25,860	2,940	25,200	114,510	1,114,500	43,920	22,110	12,630	41,790
4 years	375,780	1,265,460	1,119,540	15,180	25,140	2,730	28,110	326,520	1,967,970	33,780	32,130	14,460	58,290
College: 1 to 3 years	183,000	424,500	384,360	4,560	11,490	930	10,350	100,770	455,760	5,070	9,120	4,380	15,300
4 years or more	178,980	357,690	324,210	1,800	10,500	990	4,440	101,340	249,360	2,100	5,520	2,040	5,190
School years not reported	47,190	61,320	57,360	10,170	9,390	18,150	3,210	24,210	70,410	4,050	11,460	1,650	2,940
Median school years completed	12.2	12.0	12.0	8.9	10.8	8.9	11.2	12.4	12.1	9.5	11.8	10.3	12.0
30 to 34 years old	727,830	4,473,450	4,137,690	93,210	121,320	21,840	115,410	544,230	4,837,500	151,500	84,630	92,160	177,720
No school years completed	18,510	28,500	25,860	1,530	2,070	480	600	19,620	36,120	2,040	1,380	1,800	1,080
Elementary: 1 to 4 years	42,180	195,450	178,470	11,970	8,100	2,610	5,070	20,430	157,950	15,030	3,780	7,350	5,160
5 to 7 years	89,280	485,520	443,880	21,060	13,020	3,870	13,620	44,340	504,000	33,630	10,680	17,160	18,270
8 years	112,800	641,370	590,850	13,590	13,320	3,540	18,210	59,130	659,640	23,430	9,750	12,480	23,700
High school: 1 to 3 years	124,830	967,920	891,990	19,710	21,480	4,290	27,600	78,060	1,080,570	35,970	15,510	19,710	44,550
4 years	185,910	1,278,750	1,185,960	15,540	22,500	4,470	30,330	182,280	1,665,600	29,100	19,920	22,800	57,570
College: 1 to 3 years	55,080	402,660	378,240	4,020	8,820	960	10,380	56,130	403,410	5,400	6,180	4,950	14,880
4 years or more	67,710	399,240	378,540	1,920	7,380	600	5,610	66,000	262,440	3,000	5,310	3,630	8,370
School years not reported	31,530	74,040	63,900	3,870	24,630	1,020	3,990	18,240	67,770	3,900	12,120	2,280	4,140
Median school years completed	11.1	11.6	11.7	8.7	10.7	9.0	11.0	12.2	11.9	9.0	11.1	9.9	11.6
35 to 44 years old	991,860	8,635,650	8,225,910	197,640	214,500	94,950	264,990	886,290	8,714,070	294,360	158,160	407,760	386,640
No school years completed	28,830	85,710	81,060	5,730	5,400	3,360	2,670	20,730	73,530	5,610	2,640	7,950	2,700
Elementary: 1 to 4 years	78,840	534,600	508,350	31,380	17,550	12,390	15,570	39,420	407,790	36,300	10,170	42,480	15,300
5 to 7 years	168,180	1,261,620	1,199,100	46,590	29,130	20,580	40,560	84,780	1,230,360	74,280	23,430	81,480	48,510
8 years	203,880	1,677,300	1,599,630	34,710	30,480	19,440	55,200	122,580	1,624,620	55,680	23,370	73,860	64,410
High school: 1 to 3 years	155,910	1,749,300	1,666,830	33,090	31,410	14,820	58,380	118,620	1,845,660	55,830	24,930	76,980	90,600
4 years	174,690	1,751,940	1,664,520	23,310	28,860	12,150	50,520	236,880	2,162,580	41,100	28,020	71,940	97,620
College: 1 to 3 years	54,690	672,630	644,730	7,410	13,440	4,170	18,900	92,850	769,560	11,580	11,760	25,710	35,670
4 years or more	73,410	734,430	710,850	5,430	11,250	3,690	12,540	138,000	469,590	6,030	8,430	15,900	22,110
School years not reported	53,430	168,120	150,840	9,990	46,980	4,350	10,650	32,430	130,380	7,950	25,410	11,460	9,720
Median school years completed	8.9	10.2	10.2	8.3	9.1	8.5	9.7	12.2	10.6	8.5	9.8	8.9	10.9
45 to 54 years old	723,780	6,916,410	6,525,390	175,230	190,230	243,000	247,590	675,270	6,394,050	211,710	140,430	963,120	303,810
No school years completed	29,730	129,840	119,340	8,520	7,860	9,120	4,080	17,190	125,670	7,350	4,260	34,170	3,780
Elementary: 1 to 4 years	80,070	628,320	608,100	34,320	19,230	38,790	21,840	31,800	499,290	35,220	10,200	119,070	17,070
5 to 7 years	153,420	1,275,360	1,235,100	43,560	29,790	55,590	50,190	72,840	1,160,280	54,630	22,980	201,690	45,810
8 years	178,800	1,775,700	1,724,880	35,160	33,090	56,760	63,060	115,470	1,562,430	42,630	25,110	204,750	66,360
High school: 1 to 3 years	89,490	1,098,870	1,065,300	20,550	18,930	28,620	39,810	89,640	1,088,010	29,340	19,710	141,750	56,280
4 years	76,710	945,300	746,850	13,650	18,150	23,970	31,470	140,280	1,094,910	23,010	17,220	137,880	59,400
College: 1 to 3 years	28,080	433,320	418,770	6,210	9,600	8,340	14,580	70,620	482,190	8,520	8,700	60,300	29,160
4 years or more	38,580	489,570	477,030	4,020	9,420	8,400	12,000	109,860	278,250	4,530	6,990	35,760	17,910
School years not reported	48,900	140,130	130,020	9,240	44,160	13,410	10,560	27,570	103,020	6,480	25,260	27,750	8,040
Median school years completed	8.4	8.8	8.7	7.8	8.5	8.2	8.7	11.9	8.9	8.1	8.8	8.6	9.8
55 to 64 years old	549,420	5,071,920	4,916,610	123,540	131,610	497,610	173,220	517,740	4,092,960	121,380	99,240	1,643,400	160,740
No school years completed	37,650	201,060	193,710	10,080	7,620	31,350	6,270	11,850	174,360	8,070	5,370	87,000	3,600
Elementary: 1 to 4 years	81,090	658,710	637,980	28,290	17,790	89,490	24,300	29,400	455,640	22,200	10,740	223,590	13,890
5 to 7 years	121,380	1,039,650	1,008,330	28,800	24,210	108,660	38,850	63,330	836,250	29,460	18,090	344,880	28,110
8 years	137,640	1,362,000	1,323,690	24,510	26,670	115,950	41,250	106,500	1,115,160	26,670	21,840	393,390	39,660
High school: 1 to 3 years	49,500	608,250	589,110	9,360	12,420	43,350	20,940	68,400	569,880	14,250	10,020	214,710	26,760
4 years	41,070	555,750	538,560	8,130	10,530	40,080	16,500	92,370	526,020	10,080	10,860	196,530	24,660
College: 1 to 3 years	15,690	252,690	244,710	3,870	6,330	15,510	8,820	53,520	227,850	4,320	4,980	83,760	12,180
4 years or more	22,590	284,790	278,280	3,330	5,640	13,650	7,470	70,530	120,900	2,130	3,000	47,430	7,350
School years not reported	42,810	109,020	102,240	7,170	20,400	39,570	8,820	21,840	66,900	4,200	14,340	52,110	4,530
Median school years completed	8.1	8.4	8.4	7.1	8.2	8.0	8.3	10.6	8.5	7.9	8.4	8.4	8.8
65 to 74 years old	340,170	2,701,590	2,579,010	74,160	75,720	720,390	83,850	378,270	1,808,940	54,000	63,060	2,032,530	58,680
No school years completed	25,650	162,990	153,870	8,280	5,940	59,160	4,020	9,960	98,670	4,740	4,200	134,520	2,190
Elementary: 1 to 4 years	58,380	447,630	426,000	18,060	11,160	143,490	14,490	26,220	245,790	10,800	7,860	307,830	6,330
5 to 7 years	76,350	586,860	561,270	17,010	13,950	165,180	18,960	53,040	385,260	12,570	11,130	433,020	12,420
8 years	87,600	719,370	687,960	13,620	16,560	170,730	20,610	91,050	511,170	12,090	13,800	522,090	13,710
High school: 1 to 3 years	25,770	252,570	241,830	5,310	4,560	53,220	7,290	47,400	209,910	4,650	5,520	220,020	7,620
4 years	21,090	237,090	225,780	3,780	5,460	47,100	7,320	61,620	205,650	4,380	6,060	219,240	8,820
College: 1 to 3 years	7,830	107,790	103,680	1,710	2,640	17,730	3,360	33,720	76,260	1,410	2,250	84,030	3,270
4 years or more	11,400	126,600	122,010	1,590	3,630	18,480	3,330	37,260	42,840	840	2,130	46,140	2,130
School years not reported	26,100	60,690	56,610	4,800	11,820	45,300	4,470	18,000	33,390	2,520	10,110	65,640	2,190
Median school years completed	7.9	8.2	8.2	6.5	8.1	7.4	8.1	9.0	8.3	7.4	8.2	8.2	8.5
75 years old and over	134,850	846,780	775,080	22,050	35,070	672,960	22,500	200,610	352,140	11,700	31,920	1,508,820	13,410
No school years completed	9,750	61,440	55,260	3,450	2,850	56,850	1,500	5,790	21,000	1,050	2,370	100,140	540
Elementary: 1 to 4 years	23,700	150,450	137,610	5,280	5,730	130,320	4,980	14,820	50,250	2,250	4,020	222,480	1,740
5 to 7 years	27,750	184,650	168,600	4,950	6,090	154,560	4,380	31,710	75,480	2,340	5,850	322,380	2,430
8 years	32,220	229,050	209,640	3,990	7,230	170,940	6,120	50,310	108,510	2,790	8,190	430,140	3,600
High school: 1 to 3 years	8,880	63,420	58,740	1,050	1,620	39,870	1,380	20,520	32,250	960	2,190	125,520	1,200
4 years	8,250	64,230	59,130	930	2,190	39,720	1,290	32,370	36,180	840	2,220	153,180	1,800
College: 1 to 3 years	3,360	33,120	30,960	420	720	18,030	690	15,270	12,990	300	810	52,710	720
4 years or more	4,350	39,840	37,170	450	1,380	19,290	690	14,460	7,500	180	750	29,760	540
School years not reported	16,590	20,580	17,970	1,530	7,260	43,380	1,470	15,360	7,980	990	5,520	72,510	840
Median school years completed	7.8	8.1	8.1	5.9	7.6	7.5	7.8	8.8	8.2	7.6	8.1	8.2	8.4

Table 8.—MARITAL STATUS: PERSONS 14 YEARS OLD AND OVER, BY YEARS OF SCHOOL COMPLETED, AGE, COLOR, AND SEX, FOR THE UNITED STATES, BY REGIONS: 1950—Con.

[Based on 3⅓-percent sample. Percent not shown where less than 0.1 or where base is less than 3,000. Median not shown where less than 1.0 or where base is less than 3,000]

Area, color, age, and years of school completed	Male							Female					
	Single	Married				Widowed	Divorced	Single	Married			Widowed	Divorced
		Wife present		Wife absent					Husband present	Husband absent			
		Total	Head of household	Separated	Other					Separated	Other		
UNITED STATES--NONWHITE													
Total, 14 years and over.	1,506,180	2,909,520	2,430,720	318,660	188,130	279,510	96,060	1,175,640	2,894,940	489,390	146,520	830,370	155,970
Total, 14 to 24 years old..	1,056,120	237,120	141,150	29,880	24,960	3,690	5,010	874,920	472,200	81,720	36,510	9,060	15,330
Total, 25 years and over...	450,060	2,672,400	2,289,570	288,780	163,170	275,820	91,050	300,720	2,422,740	407,670	110,010	821,310	140,640
No school years completed.....	34,170	183,030	171,180	20,340	13,050	46,020	4,080	19,290	94,830	13,920	5,610	97,410	3,210
Elementary: 1 to 4 years.....	95,580	768,510	711,270	84,510	32,850	101,820	18,750	47,790	494,100	87,090	18,060	274,260	17,910
5 to 7 years.....	103,200	721,530	639,990	78,690	34,560	59,850	23,040	69,900	728,040	123,960	27,330	223,560	34,980
8 years.....	49,590	295,860	185,100	32,040	16,500	22,800	12,120	31,680	308,010	55,140	11,760	82,200	21,240
High school: 1 to 3 years.....	60,930	310,620	259,260	34,020	19,020	15,450	14,010	45,300	379,530	69,480	15,090	64,380	28,950
4 years.....	44,160	195,060	156,300	17,220	10,590	8,340	9,180	40,320	234,810	33,330	10,110	32,880	19,020
College: 1 to 3 years.....	18,720	71,910	61,080	5,310	5,310	3,510	3,630	15,720	79,470	8,490	4,080	13,350	6,480
4 years or more...	13,470	56,040	48,060	2,640	3,900	2,700	2,040	17,910	56,280	4,500	4,770	8,370	5,100
School years not reported.....	30,240	69,840	57,330	14,010	27,390	15,330	4,200	12,810	47,670	11,760	13,200	24,900	3,750
Median school years completed..	7.3	6.5	6.1	6.2	6.9	4.3	7.7	8.2	7.5	7.3	7.7	5.4	8.6
Percent.....	100.0	100.0	100.0	100.0	100.0	100.0	100.0	100.0	100.0	100.0	100.0	100.0	100.0
No school years completed.....	7.6	6.8	7.5	7.0	8.0	16.7	4.5	6.4	3.9	3.4	5.1	11.9	2.3
Elementary: 1 to 4 years.....	21.2	28.8	31.1	29.3	20.1	36.9	20.6	15.9	20.4	21.4	16.4	33.4	12.7
5 to 7 years.....	22.9	27.0	28.0	27.2	21.2	21.7	25.3	23.2	30.1	30.4	24.8	27.2	24.9
8 years.....	11.0	11.1	8.1	11.1	10.1	8.3	13.3	10.5	12.7	13.5	10.7	10.0	15.1
High school: 1 to 3 years.....	13.5	11.6	11.3	11.8	11.7	5.6	15.4	15.1	15.7	17.0	13.7	7.8	20.6
4 years.....	9.8	7.3	6.8	6.0	6.5	3.0	10.1	13.4	9.7	8.2	9.2	4.0	13.5
College: 1 to 3 years.....	4.2	2.7	2.7	1.8	3.3	1.3	4.0	5.2	3.3	2.1	3.7	1.6	4.6
4 years or more...	3.0	2.1	2.1	0.9	2.4	1.0	2.2	6.0	2.3	1.1	4.3	1.0	3.6
School years not reported.....	6.7	2.6	2.5	4.9	16.8	5.6	4.6	4.3	2.0	2.9	12.0	3.0	2.7
14 and 15 years old.....	259,890	630	90	120	540	90	60	259,950	4,230	720	930	120	90
No school years completed.....	4,530	30	...	...	60	...	...	3,540	60	...	30	...	30
Elementary: 1 to 4 years.....	53,880	60	...	...	150	...	...	26,850	750	150	150	30	30
5 to 7 years.....	125,310	300	...	30	150	...	...	118,920	1,800	330	330	60	30
8 years.....	44,940	150	60	30	30	...	...	58,410	780	60	210	...	...
High school: 1 to 3 years.....	26,490	30	...	...	120	...	...	47,580	600	150	210	...	...
4 years.....	420	...	...	...	...	...	...	420	...	30	...	...	...
School years not reported.....	4,320	60	30	60	30	90	60	4,230	240	...	...	30	...
Median school years completed..	6.7	...	...	...	...	...	...	7.5	7.0	...	...	...	...
16 and 17 years old.....	252,480	2,250	840	330	1,110	90	90	228,000	27,510	4,770	3,000	510	570
No school years completed.....	3,780	30	...	...	60	...	...	2,910	270	30	...	60	...
Elementary: 1 to 4 years.....	35,880	780	450	90	120	...	...	13,080	2,820	600	240	30	120
5 to 7 years.....	76,110	540	210	120	390	30	...	49,200	9,090	1,680	630	180	180
8 years.....	38,640	270	30	60	180	...	60	34,740	5,010	510	420	90	60
High school: 1 to 3 years.....	88,680	450	60	60	150	60	30	114,300	9,030	1,680	1,500	90	210
4 years.....	4,800	30	...	...	60	...	...	9,060	750	90	120	30	...
College: 1 to 3 years.....	600	...	...	...	...	...	...	1,140	90	30	...	...	...
School years not reported.....	3,990	150	90	...	150	...	...	3,570	450	150	90	30	...
Median school years completed..	8.2	...	...	...	...	...	...	9.3	8.3	8.0	9.3	...	...
18 and 19 years old.....	217,740	16,890	6,900	2,160	2,370	300	210	164,070	76,680	12,360	6,120	1,080	1,590
No school years completed.....	4,200	240	90	30	...	...	30	2,070	990	90	150	...	30
Elementary: 1 to 4 years.....	29,370	3,240	1,620	450	510	60	60	8,220	6,240	1,140	390	270	90
5 to 7 years.....	52,770	5,400	2,610	780	510	90	30	24,660	19,950	3,630	1,740	450	480
8 years.....	23,820	2,100	690	270	240	...	30	14,730	11,280	2,190	720	90	210
High school: 1 to 3 years.....	68,700	4,200	1,440	510	780	120	60	63,030	27,480	4,080	2,190	240	600
4 years.....	27,510	1,200	270	90	300	30	...	35,400	8,670	960	660	...	150
College: 1 to 3 years.....	6,450	150	30	...	...	...	...	12,060	840	90	120	30	...
4 years or more...	90	...	...	...	...	...	...	300	60	...	30	...	...
School years not reported.....	4,830	360	150	30	30	...	...	3,600	1,170	180	120	...	30
Median school years completed..	8.8	7.7	6.9	...	...	...	...	10.5	8.9	8.6	9.0	...	...
20 and 21 years old.....	160,800	55,200	28,620	7,680	5,940	1,200	900	112,140	122,580	19,650	9,930	2,280	3,480
No school years completed.....	3,750	1,470	780	120	120	270	120	1,950	2,010	300	120	150	120
Elementary: 1 to 4 years.....	19,860	8,370	5,460	1,380	750	270	30	7,110	10,080	1,800	540	300	270
5 to 7 years.....	35,850	15,030	8,520	2,460	1,110	330	240	16,770	27,990	5,220	1,800	480	690
8 years.....	16,410	7,050	3,210	1,050	810	60	90	10,620	16,110	2,670	1,170	270	450
High school: 1 to 3 years.....	39,240	14,430	6,990	1,620	2,040	60	240	26,550	38,850	6,000	3,180	630	1,050
4 years.....	27,330	6,120	2,400	750	690	90	30	28,860	20,490	2,490	1,950	330	630
College: 1 to 3 years.....	11,910	930	420	150	150	30	120	15,630	4,290	660	630	...	120
4 years or more...	1,170	120	...	30	...	...	...	2,100	510	30	120	...	...
School years not reported.....	5,280	1,680	840	120	270	90	30	2,550	2,250	480	420	120	150
Median school years completed..	9.1	8.3	7.7	7.8	9.1	...	...	11.1	9.3	8.8	10.1	...	9.4
22 to 24 years old.....	165,210	162,150	104,700	19,590	15,000	2,010	3,750	110,760	241,200	44,220	16,530	5,070	9,600
No school years completed.....	4,230	3,240	2,610	540	480	90	60	2,430	3,240	510	420	30	30
Elementary: 1 to 4 years.....	20,700	25,920	19,080	4,440	1,320	240	360	9,210	22,260	4,260	1,440	660	570
5 to 7 years.....	35,130	45,180	30,750	4,590	3,180	270	690	18,810	58,230	11,100	2,850	1,620	1,620
8 years.....	18,840	19,020	11,880	2,490	1,800	330	360	10,200	29,100	5,760	1,590	600	1,200
High school: 1 to 3 years.....	36,240	40,380	25,230	4,470	3,510	330	1,110	23,970	64,980	13,800	4,110	1,260	3,360
4 years.....	24,450	18,450	10,560	1,650	1,860	330	600	24,450	44,760	6,450	3,240	420	1,950
College: 1 to 3 years.....	14,700	4,860	2,340	570	1,020	90	270	11,250	10,410	1,290	990	180	540
4 years or more...	3,390	1,230	390	90	210	60	60	7,410	4,050	240	780	60	120
School years not reported.....	7,530	3,870	1,860	750	1,620	270	240	3,030	4,170	810	1,110	240	210
Median school years completed..	9.0	8.3	7.9	7.9	9.0	...	9.8	10.7	9.3	9.0	10.0	8.2	10.1

Table 8.—MARITAL STATUS: PERSONS 14 YEARS OLD AND OVER, BY YEARS OF SCHOOL COMPLETED, AGE, COLOR, AND SEX, FOR THE UNITED STATES, BY REGIONS: 1950—Con.

[Based on 3⅓-percent sample. Percent not shown where less than 0.1 or where base is less than 3,000. Median not shown where less than 1.0 or where base is less than 3,000]

Area, color, age, and years of school completed	Male							Female					
		Married							Married				
		Wife present		Wife absent					Husband absent				
	Single	Total	Head of household	Separated	Other	Widowed	Divorced	Single	Husband present	Separated	Other	Widowed	Divorced
UNITED STATES--NONWHITE--Con.													
25 to 29 years old	154,260	366,810	276,930	42,210	30,750	4,590	10,680	101,130	453,990	83,370	24,990	15,390	23,340
No school years completed	5,070	8,850	7,500	810	960	150	90	2,850	7,140	1,260	390	270	180
Elementary: 1 to 4 years	22,140	66,960	55,380	8,610	3,780	930	990	9,870	51,810	11,160	2,010	2,940	1,020
5 to 7 years	33,870	96,390	74,010	11,160	6,240	1,320	2,370	20,310	116,790	21,690	5,790	4,830	4,440
8 years	17,370	42,330	30,720	5,370	3,300	540	1,050	10,260	52,860	11,430	2,550	1,560	2,850
High school: 1 to 3 years	28,620	75,300	55,200	8,160	5,700	930	2,610	19,620	106,650	21,690	5,340	3,270	6,600
4 years	22,020	47,430	33,450	4,440	3,390	330	2,010	19,740	76,020	11,310	4,140	1,500	5,460
College: 1 to 3 years	10,770	14,250	10,110	1,290	1,770	60	960	7,650	21,090	1,920	1,440	480	1,410
4 years or more	6,690	6,900	4,560	570	840	120	210	7,350	12,360	660	1,170	180	810
School years not reported	7,710	8,400	6,000	1,800	4,770	210	390	3,480	9,270	2,250	2,160	360	570
Median school years completed	8.7	8.2	7.9	7.9	8.6	7.5	9.7	9.8	8.9	8.6	9.4	7.7	10.3
30 to 34 years old	75,510	372,780	309,600	42,450	26,430	6,300	12,570	52,410	417,450	75,450	17,760	25,440	23,640
No school years completed	3,960	10,770	9,840	990	930	330	180	2,040	6,900	960	270	810	240
Elementary: 1 to 4 years	12,690	76,860	67,140	8,910	4,110	1,500	1,650	6,690	58,020	11,460	1,710	4,170	1,830
5 to 7 years	17,400	103,800	87,960	13,020	5,550	1,710	2,880	12,780	121,230	22,830	3,870	8,070	5,250
8 years	8,640	43,290	34,050	4,980	2,190	750	1,500	5,370	56,790	10,290	1,950	3,180	3,300
High school: 1 to 3 years	12,480	62,610	50,310	7,560	4,380	1,020	2,760	9,150	82,290	16,410	3,480	5,340	6,420
4 years	9,600	42,420	34,260	3,960	2,370	570	2,070	8,160	54,720	8,640	2,250	2,340	4,050
College: 1 to 3 years	3,210	13,920	11,610	1,050	1,230	150	420	2,460	16,860	2,070	720	570	1,080
4 years or more	2,670	9,420	7,380	420	960	30	330	3,330	12,330	810	1,410	270	930
School years not reported	4,860	9,690	7,050	1,560	4,710	240	780	2,430	8,310	1,980	2,100	690	540
Median school years completed	8.1	7.7	7.5	7.4	8.1	7.1	8.8	8.6	8.3	8.1	9.0	7.7	9.4
35 to 44 years old	100,170	765,570	616,350	88,860	44,730	24,810	28,710	70,710	748,680	134,790	31,140	109,230	50,460
No school years completed	7,050	32,730	30,360	4,020	2,730	1,770	690	4,020	20,010	3,720	1,080	3,990	930
Elementary: 1 to 4 years	24,090	205,710	191,010	23,610	8,670	6,690	5,220	12,600	141,660	27,060	5,610	25,950	5,910
5 to 7 years	26,190	224,160	200,550	26,250	9,720	8,040	7,050	19,380	245,190	44,340	8,340	35,760	12,390
8 years	11,580	90,810	11,370	11,190	4,980	3,120	4,800	9,180	103,770	20,520	3,330	15,030	8,280
High school: 1 to 3 years	11,790	96,120	83,580	11,670	5,670	2,310	4,800	9,330	117,120	21,660	3,840	15,090	10,620
4 years	7,110	55,950	48,360	5,550	2,940	1,080	2,880	6,510	64,560	9,420	2,310	6,840	6,600
College: 1 to 3 years	2,880	21,300	18,360	1,350	1,230	540	1,260	3,030	23,970	2,730	1,200	2,160	2,370
4 years or more	2,370	18,300	16,110	720	960	300	780	3,900	18,210	1,950	1,500	1,290	2,100
School years not reported	7,110	20,490	16,650	4,500	7,830	960	1,230	2,760	14,190	3,390	3,930	3,120	1,260
Median school years completed	6.8	6.8	6.2	6.7	7.2	6.3	8.2	7.7	7.5	7.4	7.5	6.9	8.6
45 to 54 years old	64,980	579,480	539,160	62,910	34,590	51,270	21,600	37,140	476,100	75,540	19,770	186,150	28,020
No school years completed	7,380	42,990	40,710	5,100	4,140	4,020	1,050	3,720	25,050	3,480	1,380	12,780	900
Elementary: 1 to 4 years	19,440	190,500	180,210	22,650	8,460	17,430	4,890	8,190	127,410	22,830	3,480	55,770	4,800
5 to 7 years	15,720	164,880	153,240	17,910	7,500	14,640	6,480	9,870	154,140	24,690	5,820	60,630	8,760
8 years	6,690	67,620	61,500	6,120	3,210	5,280	3,150	3,120	60,060	9,210	2,520	22,080	4,620
High school: 1 to 3 years	5,040	45,660	41,610	4,470	1,950	3,870	2,670	4,230	52,050	7,470	1,740	16,320	3,780
4 years	3,210	28,290	25,950	1,890	1,230	1,620	1,350	2,850	26,850	2,970	840	7,890	2,130
College: 1 to 3 years	990	12,930	11,940	840	720	870	450	1,350	11,850	1,500	480	3,330	1,020
4 years or more	1,050	11,280	10,440	480	570	750	540	1,860	9,210	780	570	1,980	960
School years not reported	5,460	15,330	13,560	3,450	6,810	2,790	1,020	1,950	9,480	2,610	2,940	5,370	1,050
Median school years completed	5.6	5.9	5.8	5.3	5.5	5.8	7.0	6.7	6.6	6.2	6.8	6.1	7.7
55 to 64 years old	30,090	336,360	317,880	31,950	16,770	62,310	11,820	17,850	213,450	25,770	9,270	181,140	10,860
No school years completed	5,040	37,500	35,700	4,350	2,340	7,920	960	2,640	18,210	2,010	900	16,740	360
Elementary: 1 to 4 years	9,300	123,810	118,740	12,840	4,830	24,420	4,050	4,560	70,170	9,570	2,820	64,650	2,880
5 to 7 years	5,910	84,900	80,250	7,200	3,570	13,680	3,180	3,660	63,960	7,410	2,250	50,220	3,030
8 years	3,090	33,570	31,260	3,000	1,860	5,040	1,230	1,950	24,540	3,060	840	18,630	1,650
High school: 1 to 3 years	1,560	20,790	19,200	1,230	870	3,270	840	1,140	15,840	1,770	480	12,240	1,380
4 years	1,260	13,860	12,660	960	330	2,040	600	1,530	8,790	600	450	7,140	600
College: 1 to 3 years	630	6,360	6,060	540	240	660	360	390	4,770	210	180	3,480	510
4 years or more	420	6,060	5,670	270	330	600	120	990	3,180	180	90	2,220	210
School years not reported	2,880	9,510	8,340	1,560	2,400	4,680	480	990	3,990	960	1,260	5,820	240
Median school years completed	4.7	5.1	5.0	4.4	5.0	4.4	5.6	6.0	5.8	5.3	5.4	5.4	7.0
65 to 74 years old	18,060	193,230	176,850	16,380	7,710	77,880	4,440	13,860	96,960	10,710	5,280	204,480	3,810
No school years completed	3,870	34,050	32,340	3,630	1,440	16,050	780	2,550	13,620	1,980	1,020	35,490	540
Elementary: 1 to 4 years	5,910	81,450	77,340	6,450	2,310	31,920	1,470	4,080	38,730	4,140	1,770	81,150	1,290
5 to 7 years	3,240	38,130	35,790	2,550	1,680	14,160	900	2,610	23,850	2,520	930	47,670	990
8 years	1,680	14,820	13,290	1,230	750	5,640	330	1,320	8,490	600	510	15,600	480
High school: 1 to 3 years	840	8,340	7,680	780	360	2,820	300	1,110	5,010	480	210	9,510	120
4 years	810	5,790	510	330	240	1,710	270	690	3,480	360	120	5,010	180
College: 1 to 3 years	150	2,430	2,280	210	90	690	150	300	780	60	60	2,460	90
4 years or more	240	3,300	3,150	150	210	660	30	300	930	90	30	1,740	90
School years not reported	1,320	4,920	4,470	1,050	630	4,230	210	900	2,070	480	630	5,850	30
Median school years completed	4.0	4.0	3.8	3.5	4.6	3.6	4.6	4.9	4.5	4.0	3.9	4.1	5.2
75 years old and over	6,990	58,170	52,800	4,020	2,190	48,660	1,230	7,620	16,110	2,040	1,800	99,480	510
No school years completed	1,800	16,140	14,730	1,440	510	15,780	330	1,470	3,900	510	570	27,330	60
Elementary: 1 to 4 years	2,010	23,220	21,450	1,440	690	18,930	480	1,800	6,300	870	660	39,630	180
5 to 7 years	870	9,270	8,190	600	300	6,300	180	1,290	2,880	480	330	16,380	120
8 years	540	3,420	2,910	150	210	2,430	60	480	1,500	30	60	6,120	60
High school: 1 to 3 years	600	1,800	1,680	150	90	1,230	30	720	570	...	...	2,610	30
4 years	150	1,320	1,110	90	90	990	...	840	390	30	...	2,160	...
College: 1 to 3 years	90	720	720	30	30	540	30	540	150	...	...	870	...
4 years or more	30	780	750	30	30	240	30	180	60	30	...	690	...
School years not reported	900	1,500	1,260	90	240	2,220	90	300	360	90	180	3,690	60
Median school years completed	3.5	3.1	3.1	2.5	...	2.6	...	5.9	3.5	...	...	3.1	...

Table 8.—MARITAL STATUS: PERSONS 14 YEARS OLD AND OVER, BY YEARS OF SCHOOL COMPLETED, AGE, COLOR, AND SEX, FOR THE UNITED STATES, BY REGIONS: 1950—Con.

[Based on 3⅓-percent sample. Percent not shown where less than 0.1 or where base is less than 3,000. Median not shown where less than 1.0 or where base is less than 3,000]

Area, color, age, and years of school completed	Male							Female					
		Married							Married				
		Wife present		Wife absent					Husband present	Husband absent			
	Single	Total	Head of household	Separated	Other	Widowed	Divorced	Single		Separated	Other	Widowed	Divorced
NORTH AND WEST													
Total, 14 years and over	10,058,550	24,462,450	22,890,600	533,130	682,200	1,694,520	787,890	8,118,780	24,935,310	701,430	542,430	4,662,840	987,360
Total, 14 to 24 years old	6,294,660	1,360,680	1,070,010	37,230	70,410	9,420	34,380	5,016,060	2,757,060	79,740	81,570	14,460	65,250
Total, 25 years and over	3,763,890	23,101,770	21,820,590	495,900	611,790	1,685,100	753,510	3,102,720	22,178,250	621,690	460,860	4,648,380	922,110
No school years completed	109,290	360,510	333,540	16,530	21,060	95,220	12,480	51,150	352,020	15,150	12,840	219,420	8,910
Elementary: 1 to 4 years	254,880	1,248,090	1,180,110	57,960	46,560	250,470	54,180	100,680	963,060	52,620	24,780	495,960	36,060
5 to 7 years	534,270	3,003,150	2,848,680	103,920	80,100	362,400	120,240	257,250	2,578,440	122,880	54,750	884,070	106,410
8 years	780,930	5,530,950	5,272,230	106,920	112,440	462,240	179,640	520,740	4,825,140	138,300	85,980	1,348,560	181,200
High school: 1 to 3 years	546,810	4,095,570	3,842,220	79,050	80,640	143,430	137,850	411,390	4,208,880	126,690	64,860	563,790	198,630
4 years	743,820	4,870,860	4,555,260	62,340	82,860	138,180	131,520	893,250	6,112,530	109,410	86,820	626,760	240,330
College: 1 to 3 years	269,580	1,722,720	1,634,160	20,670	36,480	48,450	50,340	328,590	1,774,860	24,720	29,040	213,180	81,240
4 years or more	314,820	1,840,950	1,761,720	14,190	34,020	50,910	35,040	416,430	1,036,170	12,210	20,880	122,790	46,350
School years not reported	209,490	428,970	392,670	34,320	117,630	133,800	32,220	123,240	327,150	19,710	80,910	173,850	22,980
Median school years completed	9.5	9.9	9.8	8.5	8.9	8.1	9.0	12.2	10.6	8.8	9.5	8.5	10.8
Percent	100.0	100.0	100.0	100.0	100.0	100.0	100.0	100.0	100.0	100.0	100.0	100.0	100.0
No school years completed	2.9	1.6	1.5	3.3	3.4	5.7	1.7	1.6	1.6	2.4	2.8	4.7	1.0
Elementary: 1 to 4 years	6.8	5.4	5.4	11.7	7.6	14.9	7.2	3.2	4.3	8.5	5.4	10.7	3.9
5 to 7 years	14.2	13.0	13.1	21.0	13.1	21.5	16.0	8.3	11.6	19.8	11.9	19.0	11.5
8 years	20.7	23.9	24.2	21.6	18.4	27.4	23.8	16.8	21.8	22.2	18.7	29.0	19.7
High school: 1 to 3 years	14.5	17.7	17.6	15.9	13.2	8.5	18.3	13.3	19.0	20.4	14.1	12.1	21.5
4 years	19.8	21.1	20.9	12.6	13.5	8.2	17.5	28.8	27.6	17.6	18.8	13.5	26.1
College: 1 to 3 years	7.2	7.5	7.5	4.2	6.0	2.9	6.7	10.6	8.0	4.0	6.3	4.6	8.8
4 years or more	8.4	8.0	8.1	2.9	5.6	3.0	4.7	13.4	4.7	2.0	4.5	2.6	5.0
School years not reported	5.6	1.9	1.8	6.9	19.2	7.9	4.3	4.0	1.5	3.2	17.6	3.7	2.5
14 and 15 years old	1,369,500	5,100	1,740	1,710	2,820	2,130	1,740	1,317,870	6,600	450	1,800	480	210
No school years completed	15,120	150	30	...	60	30	60	10,920	60	...	...	...	30
Elementary: 1 to 4 years	28,410	30	...	30	60	...	90	19,440	60	...	30	...	...
5 to 7 years	449,940	630	150	150	510	150	60	319,530	1,500	30	330	120	30
8 years	471,210	900	360	240	780	390	180	489,150	2,310	180	510	150	...
High school: 1 to 3 years	372,870	840	240	300	300	360	150	453,810	1,800	90	810	30	60
4 years	2,400	210	150	...	...	30	30	2,460	120	30	30	...	...
School years not reported	29,550	2,340	810	990	1,110	1,170	1,170	22,560	750	120	90	180	90
Median school years completed	8.4	8.6	...	...	...	...	...	8.6	8.6	...	...	...	...
16 and 17 years old	1,336,230	7,950	2,820	1,020	3,750	1,200	810	1,235,700	74,280	3,570	7,140	570	1,440
No school years completed	9,240	60	...	...	60	60	60	7,710	330	...	30	30	...
Elementary: 1 to 4 years	21,060	420	120	120	60	...	30	16,560	1,350	60	150	...	60
5 to 7 years	94,890	840	450	240	270	150	90	47,880	6,990	630	540	60	210
8 years	163,710	1,110	450	180	330	210	210	90,900	14,070	660	900	30	270
High school: 1 to 3 years	966,330	3,510	780	150	2,520	390	90	979,350	45,480	2,040	4,650	210	630
4 years	51,750	540	360	30	120	90	60	71,040	4,410	150	420	150	180
College: 1 to 3 years	3,300	60	...	...	...	...	...	4,380	90	...	...	...	...
School years not reported	25,950	1,410	660	300	390	300	270	17,880	1,560	30	450	90	90
Median school years completed	10.1	9.7	...	...	10.1	...	...	10.4	9.9	9.6	10.1	...	...
18 and 19 years old	1,300,890	57,870	34,920	2,250	8,100	750	900	1,072,830	333,870	11,010	16,080	1,530	6,330
No school years completed	7,860	270	150	...	30	...	...	5,460	1,560	90	120	...	...
Elementary: 1 to 4 years	15,210	1,140	630	120	180	30	30	10,830	4,500	150	180	30	120
5 to 7 years	64,620	4,710	2,640	300	750	...	90	24,240	16,380	1,050	1,110	240	450
8 years	116,880	9,270	5,730	300	1,320	30	90	50,760	40,080	1,500	1,860	180	930
High school: 1 to 3 years	444,150	22,290	13,110	1,170	2,910	330	360	281,610	136,680	6,090	6,150	540	3,510
4 years	499,890	16,830	10,680	270	2,160	240	240	546,390	120,960	1,860	5,100	300	1,200
College: 1 to 3 years	122,790	1,680	960	30	540	30	60	132,330	7,890	150	810	90	60
4 years or more	1,920	150	90	...	...	...	...	2,610	450	...	60	...	...
School years not reported	27,570	1,530	930	60	210	90	30	18,600	5,370	120	690	150	60
Median school years completed	11.9	10.7	10.8	...	10.7	...	...	12.3	11.2	10.3	11.2	...	10.4
20 and 21 years old	1,123,020	263,640	187,380	9,000	16,230	1,680	6,630	738,240	714,870	20,220	19,710	4,200	16,050
No school years completed	7,500	1,290	570	90	60	300	120	4,890	2,850	330	270	90	120
Elementary: 1 to 4 years	16,740	3,840	2,430	150	540	120	60	8,070	7,500	330	450	240	180
5 to 7 years	60,120	17,670	11,640	1,350	1,530	330	810	18,150	30,960	1,860	1,140	360	900
8 years	108,870	38,670	27,690	1,770	2,490	240	1,170	37,740	72,660	2,790	1,860	750	2,130
High school: 1 to 3 years	219,000	81,060	56,310	3,450	5,220	180	2,160	90,840	200,550	8,850	5,430	1,110	6,390
4 years	414,240	93,060	68,160	1,560	3,780	300	1,740	350,310	327,390	4,560	7,860	960	5,100
College: 1 to 3 years	249,990	19,860	15,240	330	1,530	90	360	191,310	53,730	1,020	1,620	270	690
4 years or more	20,790	2,250	1,470	60	270	...	60	21,900	7,560	60	210	30	90
School years not reported	25,770	5,940	3,870	240	810	120	150	15,030	11,670	420	870	390	450
Median school years completed	12.3	11.5	11.6	9.9	10.8	...	10.5	12.6	12.1	10.6	12.0	10.3	11.1
22 to 24 years old	1,165,020	1,026,120	843,150	23,250	39,510	3,660	24,300	651,420	1,627,440	44,490	36,840	7,680	41,220
No school years completed	9,510	3,480	9,570	150	450	30	120	5,610	6,450	390	330	60	120
Elementary: 1 to 4 years	18,690	14,730	11,220	990	1,290	30	450	8,340	18,660	1,200	900	210	420
5 to 7 years	65,550	57,120	44,460	2,910	3,780	330	2,340	21,690	61,230	4,830	2,100	930	2,310
8 years	114,360	128,310	104,100	4,020	5,790	540	4,050	41,940	150,000	5,550	2,850	1,020	4,800
High school: 1 to 3 years	228,390	304,560	246,300	7,770	10,320	840	8,400	89,310	397,140	17,700	9,300	1,830	14,430
4 years	345,480	331,110	271,260	4,860	8,220	810	5,820	282,600	745,980	11,970	13,560	2,430	14,670
College: 1 to 3 years	249,450	119,820	101,010	1,140	3,900	330	1,980	100,560	151,320	1,590	3,330	450	2,670
4 years or more	100,110	50,400	42,810	450	1,740	180	480	84,000	73,500	300	1,830	120	930
School years not reported	33,480	16,590	12,420	960	4,020	570	660	17,370	23,160	960	2,640	630	870
Median school years completed	12.4	12.0	12.0	10.2	10.9	11.2	10.7	12.5	12.2	10.7	12.1	11.1	11.6

Table 8.—MARITAL STATUS: PERSONS 14 YEARS OLD AND OVER, BY YEARS OF SCHOOL COMPLETED, AGE, COLOR, AND SEX, FOR THE UNITED STATES, BY REGIONS: 1950—Con.

[Based on 3⅓-percent sample. Percent not shown where less than 0.1 or where base is less than 3,000. Median not shown where less than 1.0 or where base is less than 3,000]

Area, color, age, and years of school completed	Male							Female					
		Married							Married				
		Wife present		Wife absent						Husband absent			
	Single	Total	Head of household	Separated	Other	Widowed	Divorced	Single	Husband present	Separated	Other	Widowed	Divorced
NORTH AND WEST--Con.													
25 to 29 years old	1,034,880	2,796,600	2,462,190	56,310	70,620	27,180	68,970	628,590	3,403,710	85,140	64,530	32,250	105,960
No school years completed	11,340	8,280	6,930	300	1,200	210	210	7,740	12,390	420	870	240	270
Elementary: 1 to 4 years	25,200	38,730	31,530	2,580	2,730	450	1,680	12,000	39,270	3,120	1,380	990	1,620
5 to 7 years	67,380	149,700	126,060	7,830	7,410	1,170	5,370	26,040	151,470	10,530	3,690	3,090	6,030
8 years	120,360	346,530	303,960	7,800	10,470	2,040	10,470	51,840	354,780	12,900	6,000	4,740	10,650
High school: 1 to 3 years	183,870	646,770	561,540	13,950	16,020	2,010	17,640	84,150	742,590	27,090	12,930	7,650	27,870
4 years	313,140	995,130	877,110	11,130	17,400	1,860	21,000	273,120	1,545,450	24,150	22,410	10,350	43,530
College: 1 to 3 years	140,820	312,000	281,700	2,970	7,380	720	7,140	78,090	330,810	3,150	5,550	2,760	10,680
4 years or more	139,380	261,870	235,770	1,260	6,390	840	3,180	78,150	180,690	1,320	3,210	1,440	3,420
School years not reported	33,390	37,590	37,590	8,490	1,620	17,880	2,280	17,460	46,260	2,460	8,490	990	1,890
Median school years completed	12.3	12.2	12.2	10.2	11.4	10.2	11.7	12.5	12.2	10.6	12.1	11.6	12.1
30 to 34 years old	547,020	3,105,810	2,867,880	55,410	79,050	13,470	81,540	407,280	3,362,640	89,190	52,440	53,910	126,330
No school years completed	9,570	8,310	7,200	450	930	120	210	7,500	11,490	630	510	570	330
Elementary: 1 to 4 years	17,370	51,960	46,050	3,330	2,880	1,050	2,130	9,060	47,640	4,380	1,140	1,890	2,250
5 to 7 years	51,810	206,460	186,060	9,000	6,780	1,710	7,200	24,270	208,440	13,890	3,960	6,180	9,570
8 years	94,500	478,860	440,550	9,570	9,390	2,400	13,680	48,960	483,240	16,200	6,390	7,980	17,400
High school: 1 to 3 years	96,540	690,060	633,420	14,130	14,670	2,700	20,400	59,160	754,710	24,420	9,870	13,050	32,370
4 years	157,230	1,022,370	947,550	11,820	16,140	3,600	23,340	151,380	1,330,170	21,720	14,670	17,430	44,940
College: 1 to 3 years	42,510	303,270	285,510	2,970	5,910	660	7,800	43,500	294,960	3,690	4,110	3,030	10,920
4 years or more	54,450	296,370	280,470	1,350	4,770	480	4,080	49,830	186,900	1,830	2,820	2,550	5,580
School years not reported	23,040	48,150	41,070	2,790	17,580	750	2,700	13,620	45,090	2,430	8,970	1,230	2,970
Median school years completed	11.8	12.1	12.1	9.8	11.2	10.2	11.4	12.3	12.1	10.0	12.0	11.2	12.0
35 to 44 years old	753,090	5,996,220	5,704,950	120,420	145,230	58,500	192,510	669,030	6,098,790	177,720	102,480	239,280	275,070
No school years completed	15,900	26,700	24,600	1,590	2,730	960	1,500	10,980	32,520	1,740	1,440	2,430	1,470
Elementary: 1 to 4 years	36,960	161,580	150,270	10,260	8,310	3,840	6,960	19,170	151,950	11,880	4,200	12,000	7,500
5 to 7 years	110,580	643,020	607,830	24,870	15,570	9,660	24,450	49,110	631,170	36,510	11,190	36,120	27,810
8 years	174,480	1,316,610	1,254,660	25,740	23,550	14,640	43,710	103,530	1,256,700	40,470	16,230	52,200	48,630
High school: 1 to 3 years	124,620	1,266,450	1,205,670	23,460	22,140	10,530	44,250	89,430	1,314,180	38,100	16,050	48,510	67,230
4 years	147,960	1,406,640	1,336,800	18,060	21,720	9,750	40,560	196,440	1,724,430	32,370	21,420	52,890	75,120
College: 1 to 3 years	43,140	501,660	481,500	5,640	9,300	3,300	14,340	71,250	564,750	7,710	7,560	17,550	25,350
4 years or more	58,200	560,370	542,730	3,960	8,310	2,820	9,330	103,980	336,300	3,780	5,070	10,380	15,600
School years not reported	41,250	113,190	100,890	6,840	33,600	3,000	7,410	25,140	86,790	5,160	19,320	7,200	6,360
Median school years completed	9.4	10.9	10.9	8.8	9.8	8.9	10.1	12.3	11.1	8.9	10.6	9.8	11.2
45 to 54 years old	577,170	4,940,280	4,778,130	114,360	137,310	165,840	189,690	524,790	4,623,210	136,290	97,350	619,050	230,340
No school years completed	17,820	55,500	47,250	3,330	4,530	3,930	2,430	9,480	76,350	3,600	2,310	15,900	2,370
Elementary: 1 to 4 years	50,250	278,580	268,710	14,010	10,950	17,820	13,020	16,350	262,410	14,340	4,980	51,930	10,350
5 to 7 years	118,050	789,780	764,220	27,510	19,710	34,530	35,760	48,960	708,540	31,470	13,170	111,090	30,990
8 years	159,690	1,453,290	1,412,310	28,410	27,060	46,110	52,980	99,390	1,271,820	33,660	20,190	158,550	55,260
High school: 1 to 3 years	73,020	802,290	777,450	15,750	14,100	21,420	31,590	69,510	787,350	21,420	13,230	93,870	42,810
4 years	65,640	762,180	735,780	11,100	13,680	19,530	25,800	117,150	888,750	18,720	13,200	104,460	47,580
College: 1 to 3 years	22,110	322,380	312,360	4,710	6,660	6,390	10,800	55,590	352,680	5,880	5,820	40,470	21,690
4 years or more	31,110	380,520	371,130	3,180	6,420	6,660	9,300	86,250	203,940	2,940	5,100	24,120	13,650
School years not reported	39,480	95,760	88,920	6,360	34,200	9,450	8,010	22,110	71,370	4,260	19,350	18,660	5,640
Median school years completed	8.5	8.9	8.9	8.3	8.6	8.5	8.7	12.1	9.0	8.5	8.9	8.8	9.9
55 to 64 years old	457,860	3,737,970	3,621,840	85,410	97,050	373,080	136,800	412,770	3,077,430	86,550	73,890	1,155,300	127,290
No school years completed	28,830	129,360	124,470	5,370	5,640	19,950	4,440	6,930	134,490	5,700	3,810	58,320	2,820
Elementary: 1 to 4 years	61,800	382,590	369,390	15,360	11,550	54,780	16,590	17,700	282,810	11,760	6,420	125,130	9,180
5 to 7 years	100,710	697,860	676,080	19,770	16,770	78,000	29,280	46,140	566,790	20,340	11,430	219,840	20,910
8 years	124,230	1,144,740	1,112,310	20,610	21,750	100,140	35,820	93,000	931,560	22,020	18,330	323,040	34,170
High school: 1 to 3 years	40,350	456,570	441,930	6,960	9,060	34,590	17,220	55,170	427,530	11,040	7,320	151,530	21,180
4 years	35,550	447,240	433,680	6,480	8,010	33,270	13,650	77,070	429,420	8,310	8,820	151,650	20,160
College: 1 to 3 years	12,150	183,240	177,510	2,790	4,830	10,950	7,050	42,510	166,620	2,850	3,750	56,520	9,300
4 years or more	18,420	218,640	213,660	2,670	4,170	10,530	5,850	56,490	90,360	1,590	2,460	32,190	5,820
School years not reported	35,820	77,730	72,810	5,400	15,270	30,870	6,900	17,760	47,850	2,940	11,550	37,080	3,690
Median school years completed	8.2	8.5	8.5	7.9	8.3	8.2	8.4	10.8	8.6	8.2	8.5	8.5	8.8
65 to 74 years old	281,940	1,926,720	1,838,040	49,410	55,860	537,750	66,420	299,670	1,345,050	38,160	46,410	1,429,110	45,990
No school years completed	19,200	99,480	93,750	3,840	4,110	37,080	2,670	5,310	71,670	2,400	2,640	82,440	1,290
Elementary: 1 to 4 years	44,730	249,930	236,910	9,450	6,420	88,590	10,560	16,650	147,600	5,880	4,470	170,550	3,900
5 to 7 years	62,550	391,740	374,040	11,820	9,450	120,090	14,640	38,880	258,390	8,520	7,470	281,040	9,300
8 years	78,810	599,010	572,670	11,400	14,280	147,330	17,700	79,200	433,050	10,650	11,700	432,660	11,670
High school: 1 to 3 years	21,120	186,930	179,190	4,050	3,390	41,040	5,670	37,410	157,830	3,810	3,990	157,140	6,060
4 years	17,460	187,080	178,230	2,940	4,050	39,000	6,180	51,720	164,460	3,420	4,470	168,450	7,500
College: 1 to 3 years	6,180	76,770	73,710	1,290	1,860	13,380	2,700	26,100	55,620	1,200	1,650	56,070	2,670
4 years or more	9,630	93,720	90,570	1,380	2,790	14,220	2,760	30,090	32,160	600	1,740	30,960	1,800
School years not reported	22,260	42,060	38,970	3,240	9,510	37,020	3,540	14,310	24,270	1,680	8,280	49,800	1,800
Median school years completed	8.0	8.3	8.3	7.5	8.2	8.0	8.2	9.2	8.4	8.1	8.4	8.4	8.7
75 years old and over	111,930	598,170	547,560	14,580	26,670	509,280	17,580	160,590	267,420	8,640	23,760	1,119,480	11,190
No school years completed	6,630	32,880	29,340	1,650	1,920	32,970	1,020	3,210	13,110	660	1,260	59,520	360
Elementary: 1 to 4 years	18,570	84,720	77,250	2,970	3,720	83,940	3,240	9,750	31,380	1,260	2,190	133,470	1,260
5 to 7 years	23,190	124,590	114,390	3,120	4,410	117,240	3,540	23,850	53,640	1,620	3,840	226,710	1,800
8 years	28,860	191,910	175,770	3,390	5,940	149,580	5,280	44,820	93,990	2,400	7,140	369,390	3,420
High school: 1 to 3 years	7,290	46,500	43,020	750	1,260	31,140	1,080	16,560	24,690	810	1,470	92,040	1,110
4 years	6,840	50,220	46,110	810	1,860	31,170	990	26,370	29,850	720	1,830	121,530	1,500
College: 1 to 3 years	2,670	23,400	21,870	300	540	13,050	510	11,550	9,420	240	600	36,780	630
4 years or more	3,630	29,460	27,390	390	1,170	15,360	540	11,640	5,820	150	480	21,150	480
School years not reported	14,250	14,490	12,420	1,200	5,850	34,830	1,380	12,840	5,520	780	4,950	58,890	630
Median school years completed	8.0	8.3	8.3	7.0	8.1	8.0	8.1	8.8	8.3	8.2	8.3	8.3	8.5

Table 8.—MARITAL STATUS: PERSONS 14 YEARS OLD AND OVER, BY YEARS OF SCHOOL COMPLETED, AGE, COLOR, AND SEX, FOR THE UNITED STATES, BY REGIONS: 1950—Con.

[Based on 3⅓-percent sample. Percent not shown where less than 0.1 or where base is less than 3,000. Median not shown where less than 1.0 or where base is less than 3,000]

Area, color, age, and years of school completed	Male							Female					
		Married							Married				
		Wife present		Wife absent						Husband absent			
	Single	Total	Head of household	Separated	Other	Widowed	Divorced	Single	Husband present	Separated	Other	Widowed	Divorced
SOUTH—TOTAL													
Total, 14 years and over	4,327,110	10,522,380	9,641,160	327,210	332,460	604,500	278,910	3,257,850	10,664,040	472,020	293,460	2,072,070	386,100
Total, 14 to 24 years old	3,222,690	835,710	644,130	39,300	52,110	5,190	22,410	2,325,600	1,674,600	91,320	69,570	14,760	46,590
Total, 25 years and over	1,104,420	9,686,670	8,997,030	287,910	280,350	599,310	256,500	932,250	8,989,440	380,700	223,890	2,057,310	339,510
No school years completed	63,990	333,300	316,560	22,320	13,440	65,700	7,110	48,480	206,340	15,630	8,940	146,850	5,520
Elementary: 1 to 4 years	174,750	1,537,440	1,462,980	83,100	40,740	168,210	36,390	88,050	995,730	83,310	25,980	431,700	27,810
5 to 7 years	234,270	2,229,390	2,110,140	76,830	51,630	148,890	58,410	150,060	2,037,960	115,860	48,840	526,260	63,960
8 years	125,670	1,369,890	1,300,080	31,680	30,180	78,000	39,090	91,110	1,270,560	45,930	26,070	295,620	47,610
High school: 1 to 3 years	148,650	1,588,860	1,498,260	31,470	35,640	43,680	42,750	125,760	1,731,900	58,230	35,130	247,530	70,170
4 years	139,680	1,227,660	985,080	18,180	29,970	32,040	34,020	179,070	1,546,380	32,880	29,610	189,270	67,830
College: 1 to 3 years	78,150	603,990	571,290	7,530	16,560	17,220	16,740	94,290	653,160	11,880	14,760	102,660	29,940
4 years or more	82,200	591,210	566,370	4,350	15,180	14,190	11,040	121,020	394,710	6,600	11,250	57,870	17,250
School years not reported	57,060	204,930	186,270	12,450	47,010	31,380	10,950	34,410	152,700	10,380	23,310	59,550	9,420
Median school years completed	8.4	8.5	8.4	6.3	8.4	6.0	8.5	10.7	8.9	7.2	8.6	7.4	9.9
Percent	100.0	100.0	100.0	100.0	100.0	100.0	100.0	100.0	100.0	100.0	100.0	100.0	100.0
No school years completed	5.8	3.4	3.5	7.8	4.8	11.0	2.8	5.2	2.3	4.1	4.0	7.1	1.6
Elementary: 1 to 4 years	15.8	15.9	16.3	28.9	14.5	28.1	14.2	9.4	11.1	21.9	11.6	21.0	8.2
5 to 7 years	21.2	23.0	23.5	26.7	18.4	24.8	22.8	16.1	22.7	30.4	21.8	25.6	18.8
8 years	11.4	14.1	14.5	11.0	10.8	13.0	15.2	9.8	14.1	12.1	11.6	14.4	14.0
High school: 1 to 3 years	13.5	16.4	16.7	10.9	12.7	7.3	16.7	13.5	19.3	15.3	15.7	12.0	20.7
4 years	12.6	12.7	10.9	6.3	10.7	5.3	13.3	19.2	17.2	8.6	13.2	9.2	20.0
College: 1 to 3 years	7.1	6.2	6.3	2.6	5.9	2.9	6.5	10.1	7.3	3.1	6.6	5.0	8.8
4 years or more	7.4	6.1	6.3	1.5	5.4	2.4	4.3	13.0	4.4	1.7	5.0	2.8	5.1
School years not reported	5.2	2.1	2.1	4.3	16.8	5.2	4.3	3.7	1.7	2.7	10.4	2.9	2.8
14 and 15 years old	787,620	2,430	780	630	2,010	720	570	745,200	14,310	1,770	2,520	420	240
No school years completed	8,730	...	...	...	90	...	30	7,890	210	...	90	30	60
Elementary: 1 to 4 years	95,820	210	90	30	270	90	30	50,040	1,650	360	210	90	30
5 to 7 years	371,640	840	150	240	570	60	90	301,230	6,120	960	870	150	60
8 years	184,710	300	60	60	360	180	90	219,540	3,420	240	660	...	90
High school: 1 to 3 years	113,670	390	90	90	450	90	60	155,610	2,460	180	540	30	...
4 years	900	...	...	...	30	...	30	1,050	30	...	...	...	...
School years not reported	12,150	690	390	210	240	300	240	9,840	420	30	150	120	...
Median school years completed	7.3	...	...	...	...	...	...	8.0	7.5	...	...	...	...
16 and 17 years old	754,800	7,110	2,700	750	2,670	390	510	631,260	98,580	7,590	7,350	960	2,040
No school years completed	8,970	150	90	...	60	...	...	5,850	690	120	30	60	...
Elementary: 1 to 4 years	65,460	1,350	690	180	270	...	60	25,350	6,390	930	390	150	210
5 to 7 years	182,220	2,100	660	180	690	120	120	96,030	25,380	2,790	1,530	300	690
8 years	112,620	1,110	480	120	390	30	90	78,360	19,350	1,170	1,200	270	270
High school: 1 to 3 years	352,980	1,860	480	120	930	150	60	383,610	41,310	2,280	3,570	90	870
4 years	20,640	150	90	60	90	...	60	31,110	3,870	150	270	...	...
College: 1 to 3 years	1,800	30	...	...	60	...	...	2,700	240	30	60	...	...
School years not reported	10,110	360	210	90	180	90	120	8,250	1,350	120	300	90	...
Median school years completed	9.0	7.7	...	...	...	...	...	9.8	8.8	7.9	9.3	...	...
18 and 19 years old	707,640	58,320	34,350	3,300	6,750	540	1,800	450,060	278,700	16,080	13,680	1,800	6,330
No school years completed	8,100	480	270	60	60	...	30	4,350	1,950	150	150	30	90
Elementary: 1 to 4 years	55,410	6,030	3,240	480	600	60	30	16,020	13,650	1,680	750	330	330
5 to 7 years	125,640	14,520	8,580	1,260	1,380	180	420	46,650	51,450	5,100	3,030	690	1,200
8 years	72,960	8,490	4,800	660	630	90	330	33,240	36,870	2,580	1,710	180	900
High school: 1 to 3 years	228,330	16,680	10,020	510	2,520	60	660	145,500	102,480	5,010	4,500	420	2,550
4 years	157,620	10,020	6,180	270	1,260	60	270	142,230	62,130	1,200	2,850	150	960
College: 1 to 3 years	46,620	1,020	540	30	90	90	30	53,280	5,550	90	480	...	150
4 years or more	600	90	90	...	...	...	...	900	450	...	90	...	30
School years not reported	12,360	990	630	30	210	...	30	7,890	4,170	270	120	...	120
Median school years completed	10.1	8.9	9.0	7.6	9.7	...	...	11.5	10.0	8.4	9.8	...	9.7
20 and 21 years old	514,800	189,300	135,330	10,410	13,770	1,110	4,710	269,610	437,250	22,770	19,080	2,970	12,180
No school years completed	7,410	2,460	1,560	150	330	120	120	3,840	3,810	540	90	90	90
Elementary: 1 to 4 years	39,540	16,620	11,820	1,920	1,200	300	300	12,030	20,670	2,160	870	300	540
5 to 7 years	85,620	41,460	28,680	3,510	2,400	270	1,050	28,950	70,890	6,750	2,940	720	1,950
8 years	47,280	24,870	16,830	1,470	1,620	60	720	17,250	48,660	2,850	2,010	390	1,530
High school: 1 to 3 years	101,190	48,930	35,100	1,980	3,660	90	1,050	45,660	129,960	6,120	5,820	870	4,050
4 years	125,820	39,300	29,220	1,020	2,820	120	840	82,650	123,660	3,270	4,740	330	2,820
College: 1 to 3 years	85,560	10,290	8,160	180	900	60	330	64,470	27,870	630	1,620	150	810
4 years or more	8,580	1,830	1,380	...	90	30	60	9,330	4,620	60	300	60	30
School years not reported	13,800	3,540	2,580	180	750	60	240	5,430	7,110	390	690	60	360
Median school years completed	11.1	9.5	9.6	7.6	9.8	...	9.1	12.3	10.6	8.6	10.7	...	10.3
22 to 24 years old	457,830	578,550	470,970	24,210	26,910	2,430	14,820	229,470	845,760	43,110	26,940	8,610	25,800
No school years completed	9,060	6,060	5,310	600	570	120	60	5,040	7,770	540	510	180	210
Elementary: 1 to 4 years	40,050	49,020	38,670	4,950	2,400	330	1,020	14,340	44,280	5,040	1,890	900	1,140
5 to 7 years	77,040	116,310	91,680	6,900	4,980	480	2,820	28,620	134,640	11,400	4,320	2,400	4,050
8 years	43,920	70,890	57,180	3,180	3,090	330	1,830	15,450	88,020	6,060	2,340	1,140	3,120
High school: 1 to 3 years	80,250	146,820	119,610	4,560	6,570	540	4,500	36,630	225,660	11,460	7,410	2,100	8,370
4 years	82,350	110,190	91,110	2,280	3,990	390	2,340	63,330	240,450	6,270	5,880	1,380	6,480
College: 1 to 3 years	79,590	48,390	41,700	930	2,730	60	1,500	32,220	61,290	1,110	1,830	210	1,650
4 years or more	30,780	21,150	18,240	150	810	30	360	27,960	29,490	330	1,500	180	540
School years not reported	14,790	9,720	7,470	660	1,770	150	390	5,880	14,160	900	1,260	120	240
Median school years completed	10.9	9.9	10.0	7.7	9.7	...	10.0	12.2	10.9	8.7	10.5	8.7	10.5

Table 8.—MARITAL STATUS: PERSONS 14 YEARS OLD AND OVER, BY YEARS OF SCHOOL COMPLETED, AGE, COLOR, AND SEX, FOR THE UNITED STATES, BY REGIONS: 1950—Con.

[Based on 3⅓-percent sample. Percent not shown where less than 0.1 or where base is less than 3,000. Median not shown where less than 1.0 or where base is less than 3,000]

Area, color, age, and years of school completed	Male							Female					
	Single	Married				Widowed	Divorced	Single	Married			Widowed	Divorced
		Wife Present		Wife absent					Husband present	Husband absent			
		Total	Head of household	Separated	Other					Separated	Other		
SOUTH--TOTAL--Con.													
25 to 29 years old	365,520	1,346,040	1,195,740	41,670	53,070	6,480	33,480	203,970	1,564,320	72,600	42,780	25,650	54,640
No school years completed	11,820	15,990	14,070	960	1,560	390	240	6,750	16,620	1,500	690	450	270
Elementary: 1 to 4 years	40,170	131,640	115,050	9,180	5,010	1,140	2,640	14,640	102,810	11,010	2,610	3,870	2,760
5 to 7 years	64,800	249,180	216,480	10,950	8,130	1,680	6,720	31,230	273,300	21,300	7,740	6,630	8,790
8 years	33,300	149,520	131,700	5,220	4,800	840	3,810	14,970	159,390	8,040	3,990	2,730	6,720
High school: 1 to 3 years	57,210	297,330	265,140	7,500	9,840	930	7,560	30,360	371,910	16,830	9,180	4,980	13,920
4 years	62,640	270,330	242,430	4,050	7,740	870	7,110	53,400	422,520	9,630	9,720	4,110	14,760
College: 1 to 3 years	42,180	112,500	102,660	1,590	4,110	210	3,210	22,680	124,950	1,920	3,570	1,620	4,620
4 years or more	39,600	95,820	88,440	540	4,110	150	1,260	23,190	68,670	780	2,310	600	1,770
School years not reported	13,800	23,730	19,770	1,680	7,770	270	930	6,750	24,150	1,590	2,970	660	1,050
Median school years completed	10.4	10.2	10.3	7.7	10.0	7.8	10.1	12.0	10.8	8.2	10.6	8.6	10.8
30 to 34 years old	180,810	1,367,640	1,269,810	37,800	42,270	8,370	33,870	136,950	1,474,860	62,310	32,190	38,250	51,390
No school years completed	8,940	20,190	18,660	1,080	1,140	360	390	12,120	24,630	1,410	870	1,230	750
Elementary: 1 to 4 years	24,810	143,490	132,420	8,640	5,220	1,560	2,940	11,370	110,310	10,650	2,640	5,460	2,910
5 to 7 years	37,470	279,060	257,820	12,060	6,240	2,160	6,420	20,070	295,560	19,740	6,720	10,980	8,700
8 years	18,300	162,510	150,300	4,020	3,930	1,140	4,530	10,170	176,400	7,230	3,360	4,500	6,300
High school: 1 to 3 years	28,290	277,860	258,570	5,580	6,810	1,590	7,200	18,900	325,860	11,550	5,640	6,660	12,180
4 years	28,680	256,380	238,410	3,720	6,360	870	6,990	30,900	335,430	7,380	5,250	5,370	12,630
College: 1 to 3 years	12,570	99,390	92,730	1,050	2,910	300	2,580	12,630	108,450	1,710	2,070	1,920	3,960
4 years or more	13,260	102,870	98,070	570	2,610	120	1,530	16,170	75,540	1,170	2,490	1,080	2,790
School years not reported	8,490	25,890	22,830	1,080	7,050	270	1,290	4,620	22,680	1,470	3,150	1,050	1,170
Median school years completed	8.8	9.7	9.7	7.1	9.5	8.0	9.8	11.0	10.1	7.8	9.5	8.2	10.6
35 to 44 years old	238,770	2,639,430	2,520,960	77,220	69,270	36,450	72,480	217,260	2,615,280	116,640	55,680	168,480	111,570
No school years completed	12,930	59,010	56,460	4,140	2,670	2,400	1,170	9,750	41,010	3,870	1,200	5,520	1,230
Elementary: 1 to 4 years	41,880	373,020	358,080	21,120	9,240	8,550	8,610	20,250	255,840	24,420	5,970	30,480	7,800
5 to 7 years	57,600	618,600	591,270	21,720	13,560	10,920	16,110	35,670	599,190	37,770	12,240	45,360	20,700
8 years	29,400	360,690	344,970	8,970	6,930	4,800	11,490	19,050	367,920	15,210	7,140	21,660	15,780
High school: 1 to 3 years	31,290	482,850	461,160	9,630	9,270	4,290	14,130	29,190	531,480	17,730	8,880	28,470	23,370
4 years	26,730	345,300	327,720	5,250	7,140	2,400	9,960	40,440	438,150	8,730	6,600	19,050	22,500
College: 1 to 3 years	11,550	170,970	163,230	1,770	4,140	870	4,560	21,600	204,810	3,870	4,200	8,160	10,320
4 years or more	15,210	174,060	168,120	1,470	2,940	870	3,210	34,020	133,290	2,250	3,360	5,520	6,510
School years not reported	12,180	54,930	49,950	3,150	13,380	1,350	3,240	7,290	43,590	2,790	6,090	4,260	3,360
Median school years completed	8.0	8.7	8.7	6.6	8.4	6.8	8.8	11.1	9.1	7.3	8.8	8.0	10.1
45 to 54 years old	146,610	1,976,130	1,747,260	60,870	52,920	77,160	57,900	150,480	1,770,840	75,420	43,080	344,070	73,470
No school years completed	11,910	74,340	72,090	5,190	3,330	5,190	1,650	7,710	49,320	3,750	1,950	18,270	1,410
Elementary: 1 to 4 years	29,820	349,740	339,390	20,310	8,280	20,970	8,820	15,450	236,880	20,880	5,220	67,140	6,720
5 to 7 years	35,370	485,580	470,880	16,050	10,080	21,060	14,430	23,880	451,740	23,160	9,810	90,600	14,820
8 years	19,110	322,410	312,570	6,750	6,030	10,650	10,080	16,080	290,610	8,970	4,920	46,200	11,100
High school: 1 to 3 years	16,470	296,580	287,850	4,800	4,830	7,200	8,220	20,130	300,660	7,920	6,480	47,880	13,470
4 years	11,070	183,120	11,070	2,550	4,470	4,440	5,670	23,130	206,160	4,290	4,020	33,420	11,820
College: 1 to 3 years	5,970	110,940	106,410	1,500	2,940	1,950	3,780	15,030	129,510	2,640	2,880	19,830	7,470
4 years or more	7,470	109,050	105,900	840	3,000	1,740	2,700	23,610	74,310	1,590	1,890	11,640	4,260
School years not reported	9,420	44,370	41,100	2,880	9,960	3,960	2,550	5,460	31,650	2,220	5,910	9,090	2,400
Median school years completed	7.3	8.2	7.8	5.7	7.9	6.5	8.3	10.4	8.5	6.6	8.3	7.7	9.3
55 to 64 years old	91,560	1,333,950	1,294,770	38,130	34,560	124,530	36,420	104,970	1,015,530	34,830	25,350	488,100	33,510
No school years completed	8,820	71,700	69,240	4,710	1,980	11,400	1,830	4,920	39,870	2,370	1,560	28,680	780
Elementary: 1 to 4 years	19,290	276,120	268,590	12,930	6,240	34,710	7,710	11,700	172,830	10,440	4,320	98,460	4,710
5 to 7 years	20,670	341,790	332,250	9,030	7,440	30,660	9,570	17,190	269,460	9,120	6,660	125,040	7,200
8 years	13,410	217,260	211,380	3,900	4,920	15,810	5,430	13,500	183,600	4,650	3,510	70,350	5,490
High school: 1 to 3 years	9,150	151,680	147,180	2,400	3,360	8,760	3,720	13,230	142,350	3,210	2,700	63,180	5,580
4 years	5,520	108,510	104,880	1,650	2,520	6,810	2,850	15,300	96,600	1,770	2,040	44,880	4,500
College: 1 to 3 years	3,540	69,450	67,200	1,080	1,500	4,560	1,770	11,010	61,230	1,470	1,230	27,240	2,880
4 years or more	4,170	66,150	64,620	660	1,470	3,120	1,620	14,040	30,540	540	540	15,240	1,530
School years not reported	6,990	31,290	29,430	1,770	5,130	8,700	1,920	4,080	19,050	1,260	2,790	15,030	840
Median school years completed	7.1	7.7	7.7	5.2	7.6	6.2	7.4	9.7	8.1	6.3	7.4	7.6	8.7
65 to 74 years old	58,230	774,870	740,970	24,750	19,860	182,640	17,430	78,600	463,890	15,840	16,650	603,420	12,690
No school years completed	6,450	63,510	60,120	4,440	1,830	22,080	1,350	4,650	27,000	2,340	1,560	52,080	900
Elementary: 1 to 4 years	13,650	197,700	189,090	8,610	4,740	54,900	3,930	9,570	98,190	4,920	3,390	137,280	2,430
5 to 7 years	13,800	195,120	187,230	5,190	4,500	45,090	4,320	14,160	126,870	4,050	3,660	151,980	3,120
8 years	8,790	120,360	115,290	2,220	2,280	23,400	2,910	11,850	78,120	1,440	2,100	89,430	2,040
High School: 1 to 3 years	4,650	65,640	62,640	1,260	1,170	12,180	1,620	9,990	52,080	840	1,530	62,880	1,560
4 years	3,630	50,010	47,550	840	1,410	8,100	1,140	9,900	41,190	960	1,590	50,790	1,320
College: 1 to 3 years	1,650	31,020	29,970	420	780	4,350	660	7,620	20,640	210	600	27,960	600
4 years or more	1,770	32,880	31,440	210	840	4,260	570	7,170	10,680	240	390	15,180	330
School years not reported	3,840	18,630	17,640	1,560	2,310	8,280	930	3,690	9,120	840	1,830	15,840	390
Median school years completed	6.5	6.8	6.8	4.3	6.5	5.7	7.1	8.8	7.4	5.2	7.0	7.1	7.7
75 years old and over	22,920	248,610	227,520	7,470	8,400	163,680	4,920	40,020	84,720	3,060	8,160	389,340	2,220
No school years completed	3,120	28,560	25,920	1,800	930	23,880	480	2,580	7,890	390	1,110	40,620	180
Elementary: 1 to 4 years	5,130	65,730	60,360	2,310	2,010	46,380	1,740	5,070	18,870	990	1,830	89,010	480
5 to 7 years	4,560	60,060	54,210	1,830	1,680	37,320	840	7,860	21,840	720	2,010	95,670	630
8 years	3,360	37,140	33,870	600	1,290	21,360	840	5,490	14,520	390	1,050	60,750	180
High school: 1 to 3 years	1,590	16,920	15,720	300	360	8,730	300	3,960	7,560	150	720	33,480	90
4 years	1,410	14,010	13,020	120	330	8,550	300	6,000	6,330	120	390	31,650	300
College: 1 to 3 years	690	9,720	9,090	120	180	4,980	180	3,720	3,570	60	210	15,930	90
4 years or more	720	10,380	9,780	60	210	3,930	150	2,820	1,680	30	270	8,610	60
School years not reported	2,340	6,090	5,550	330	1,410	8,550	90	2,520	2,460	210	570	13,620	210
Median school years completed	6.3	6.3	6.4	4.1	6.0	5.6	5.7	8.6	7.0	5.2	6.3	6.8	...

Table 8.—MARITAL STATUS: PERSONS 14 YEARS OLD AND OVER, BY YEARS OF SCHOOL COMPLETED, AGE, COLOR, AND SEX, FOR THE UNITED STATES, BY REGIONS: 1950—Con.

[Based on 3⅓-percent sample. Percent not shown where less than 0.1 or where base is less than 3,000. Median not shown where less than 1.0 or where base is less than 3,000]

Area, color, age, and years of school completed	Male							Female					
	Single	Married				Widowed	Divorced	Single	Married			Widowed	Divorced
		Wife present		Wife absent					Husband present	Husband absent			
		Total	Head of household	Separated	Other					Separated	Other		
SOUTH--NONWHITE													
Total, 14 years and over.	954,510	1,868,970	1,659,300	181,860	95,250	177,300	45,270	769,230	1,872,690	284,850	91,530	556,440	76,110
Total, 14 to 24 years old..	725,460	160,320	102,690	20,100	15,630	1,770	2,760	597,270	316,890	53,640	24,900	6,120	9,180
Total, 25 years and over...	229,050	1,708,650	1,556,610	161,760	79,620	175,530	42,510	171,960	1,555,800	231,210	66,630	550,320	66,930
No school years completed.....	22,650	150,840	143,130	15,450	6,810	35,850	2,760	15,000	73,050	10,410	4,020	78,960	2,040
Elementary: 1 to 4 years.....	68,070	625,230	587,250	60,780	21,000	74,370	11,550	36,450	406,440	65,310	13,890	211,170	11,880
5 to 7 years.....	61,470	490,950	445,200	44,190	18,360	35,940	12,540	47,100	534,480	77,760	18,510	147,600	20,670
8 years.....	17,610	137,760	121,230	12,780	6,120	9,300	4,320	13,860	165,750	24,000	5,520	39,630	9,060
High school: 1 to 3 years.....	23,580	142,290	122,400	13,260	7,680	7,020	4,860	21,360	192,960	29,820	8,100	32,970	10,800
4 years.....	11,100	65,130	54,600	5,520	3,660	3,000	2,880	14,130	84,240	11,010	4,470	14,070	5,520
College: 1 to 3 years.....	7,140	29,040	24,690	2,190	2,640	1,650	1,290	7,770	39,180	4,470	2,760	7,770	2,880
4 years or more...	5,370	28,770	24,570	1,050	2,070	1,260	870	10,230	33,930	2,970	3,570	4,800	2,790
School years not reported.....	12,060	38,640	33,540	6,540	11,280	7,140	1,440	6,060	25,770	5,460	5,790	13,350	1,290
Median school years completed..	5.9	5.4	5.2	5.1	6.0	3.6	6.5	7.0	6.6	6.4	7.0	4.6	7.7
Percent.....	100.0	100.0	100.0	100.0	100.0	100.0	100.0	100.0	100.0	100.0	100.0	100.0	100.0
No school years completed.....	9.9	8.8	9.2	9.6	8.6	20.4	6.5	8.7	4.7	4.5	6.0	14.3	3.0
Elementary: 1 to 4 years.....	29.7	36.6	37.7	37.6	26.4	42.4	27.2	21.2	26.1	28.2	20.8	38.4	17.7
5 to 7 years.....	26.8	28.7	28.6	27.3	23.1	20.5	29.5	27.4	34.4	33.6	27.8	26.8	30.9
8 years.....	7.7	8.1	7.8	7.9	7.7	5.3	10.2	8.1	10.7	10.4	8.3	7.2	13.5
High school: 1 to 3 years.....	10.3	8.3	7.9	8.2	9.6	4.0	11.4	12.4	12.4	12.9	12.2	6.0	16.1
4 years.....	4.8	3.8	3.5	3.4	4.6	1.7	6.8	8.2	5.4	4.8	6.7	2.6	8.2
College: 1 to 3 years.....	3.1	1.7	1.6	1.4	3.3	0.9	3.0	4.5	2.5	1.9	4.1	1.4	4.3
4 years or more...	2.3	1.7	1.6	0.6	2.6	0.7	2.0	5.9	2.2	1.3	5.4	0.9	4.2
School years not reported.....	5.3	2.3	2.2	4.0	14.2	4.1	3.4	3.5	1.7	2.4	8.7	2.4	1.9
14 and 15 years old.....	190,710	360	60	30	450	30	...	186,420	3,510	660	780	90	90
No school years completed.....	3,060	...	...	...	30	...	...	2,250	60	...	30	...	30
Elementary: 1 to 4 years.....	50,100	30	...	...	150	...	...	24,870	750	150	150	30	30
5 to 7 years.....	96,510	240	...	30	120	...	...	94,020	1,620	330	300	60	30
8 years.....	25,410	60	30	...	30	...	...	37,110	540	60	210	...	...
High school: 1 to 3 years.....	13,530	...	...	...	90	...	...	26,130	420	120	90	...	...
4 years.....	210	...	...	...	...	...	...	180	...	...	...	...	...
School years not reported.....	1,890	30	30	...	30	30	...	1,860	120	...	...	...	...
Median school years completed..	6.3	...	...	...	...	...	...	7.1	6.6	...	...	...	...
16 and 17 years old.....	182,670	1,860	750	180	870	30	60	161,370	21,270	3,600	2,370	390	390
No school years completed.....	2,820	30	...	...	30	...	...	1,500	150	30	...	30	...
Elementary: 1 to 4 years.....	33,690	750	450	90	120	...	...	11,370	2,730	600	210	30	90
5 to 7 years.....	65,820	480	180	30	360	30	...	42,660	8,070	1,500	600	150	150
8 years.....	27,270	180	...	60	90	...	30	26,610	4,050	330	390	90	60
High school: 1 to 3 years.....	48,270	330	60	...	120	...	30	71,340	5,550	930	1,050	60	90
4 years.....	2,400	30	...	...	60	...	...	5,250	360	60	60	...	...
College: 1 to 3 years.....	510	...	...	...	...	...	...	780	90	30	...	...	...
School years not reported.....	1,890	60	60	...	90	...	...	1,860	270	120	60	30	...
Median school years completed..	7.5	...	...	...	...	...	...	8.9	7.8	7.2	...	...	...
18 and 19 years old.....	154,140	12,930	5,850	1,530	1,710	120	180	113,580	56,940	9,210	4,170	810	1,200
No school years completed.....	2,760	30	...	30	...	...	30	1,350	420	60	60	...	30
Elementary: 1 to 4 years.....	27,390	3,060	1,500	390	480	30	30	7,140	5,610	1,080	360	240	60
5 to 7 years.....	45,780	4,590	2,430	660	480	90	30	21,720	18,060	3,330	1,530	420	450
8 years.....	17,160	1,590	600	210	150	...	30	11,490	8,790	1,590	480	60	180
High school: 1 to 3 years.....	42,720	2,700	960	180	450	...	60	43,530	18,690	2,310	1,320	90	360
4 years.....	12,390	660	210	60	120	...	...	18,000	3,990	660	330	...	90
College: 1 to 3 years.....	3,450	150	30	...	...	...	...	8,160	570	...	90	...	...
4 years or more...	60	...	...	...	...	...	...	240	30	...	...	...	...
School years not reported.....	2,430	150	120	...	30	...	...	1,950	780	180	...	...	30
Median school years completed..	8.0	7.2	6.7	...	...	...	...	10.0	8.5	8.0	8.3	...	...
20 and 21 years old.....	101,640	37,920	22,200	5,370	4,110	540	600	71,190	81,480	13,230	7,170	1,260	2,220
No school years completed.....	2,550	960	600	90	120	90	30	1,380	1,320	210	...	90	60
Elementary: 1 to 4 years.....	17,490	7,770	5,160	1,290	570	240	30	5,700	9,060	1,590	420	210	240
5 to 7 years.....	29,280	12,840	7,650	2,070	930	120	180	13,980	23,220	4,530	1,650	420	570
8 years.....	9,780	4,500	2,310	600	540	...	60	7,200	10,920	1,740	930	120	180
High school: 1 to 3 years.....	21,360	7,950	4,590	780	1,170	30	120	17,730	23,580	3,210	2,220	360	690
4 years.....	11,880	2,460	1,170	390	480	30	30	12,930	9,750	1,290	1,080	60	300
College: 1 to 3 years.....	6,210	480	180	90	120	30	120	9,690	2,070	390	630	...	60
4 years or more...	630	60	...	...	...	...	...	1,320	300	30	90	...	...
School years not reported.....	2,460	900	540	60	180	...	30	1,260	1,260	240	150	...	120
Median school years completed..	8.0	7.3	7.0	6.8	8.6	...	...	10.1	8.6	8.1	9.7	...	...
22 to 24 years old.....	96,300	107,250	73,830	12,990	8,490	1,050	1,920	64,710	153,690	26,940	10,410	3,570	5,280
No school years completed.....	3,210	2,520	2,190	450	420	90	...	1,830	1,860	300	210	30	30
Elementary: 1 to 4 years.....	18,270	23,220	17,610	3,930	1,050	240	270	7,710	19,110	3,780	1,200	570	510
5 to 7 years.....	26,190	37,050	26,250	3,780	2,160	150	420	14,430	48,000	8,280	2,160	1,320	1,170
8 years.....	10,650	11,850	8,100	1,440	870	120	150	6,180	18,570	3,720	1,080	450	570
High school: 1 to 3 years.....	16,920	20,220	13,110	1,980	1,650	150	570	13,050	36,990	6,810	2,550	840	1,740
4 years.....	8,610	7,230	4,170	630	930	180	150	9,870	18,870	2,850	1,440	180	780
College: 1 to 3 years.....	7,710	2,400	1,020	360	690	30	210	6,000	5,580	540	660	90	240
4 years or more...	1,830	570	150	60	120	30	...	4,470	2,460	180	600	30	120
School years not reported.....	2,910	2,190	1,230	360	600	60	150	1,170	2,250	480	510	60	120
Median school years completed..	7.9	7.2	6.9	6.5	8.4	...	...	9.4	8.4	8.2	9.4	7.6	9.5

Table 8.—MARITAL STATUS: PERSONS 14 YEARS OLD AND OVER, BY YEARS OF SCHOOL COMPLETED, AGE, COLOR, AND SEX, FOR THE UNITED STATES, BY REGIONS: 1950—Con.

[Based on 3⅓-percent sample. Percent not shown where less than 0.1 or where base is less than 3,000. Median not shown where less than 1.0 or where base is less than 3,000]

Area, color, age, and years of school completed	Male							Female					
	Single	Married				Widowed	Divorced	Single	Married			Widowed	Divorced
		Wife present		Wife absent					Husband present	Husband absent			
		Total	Head of household	Separated	Other					Separated	Other		
SOUTH--NONWHITE--Con.													
25 to 29 years old	80,190	226,170	178,830	24,570	17,190	2,970	5,340	54,930	279,060	48,600	15,900	9,870	10,560
No school years completed	3,690	6,990	6,180	630	690	120	60	2,310	5,100	960	270	240	60
Elementary: 1 to 4 years	18,180	58,050	49,020	7,020	2,820	780	720	7,620	45,000	9,510	1,500	2,430	750
5 to 7 years	23,130	72,750	57,930	7,560	3,960	1,020	1,680	14,910	91,320	15,810	4,620	3,630	2,880
8 years	7,710	23,100	17,370	2,610	1,620	270	450	5,100	30,990	5,670	1,410	870	1,500
High school: 1 to 3 years	11,880	35,850	27,150	3,630	2,760	390	1,080	9,210	57,450	10,230	3,210	1,500	2,550
4 years	6,090	15,570	11,190	1,230	1,350	150	690	6,750	27,600	4,110	2,130	720	1,740
College: 1 to 3 years	4,110	5,970	4,140	540	1,080	30	330	3,590	9,780	840	900	240	570
4 years or more	2,400	3,540	2,370	330	570	60	120	3,870	6,750	420	990	90	360
School years not reported	3,000	4,350	3,480	1,020	2,340	150	210	1,590	5,070	1,050	870	150	150
Median school years completed	7.2	6.9	6.7	6.6	8.0	...	8.2	8.4	7.9	7.5	8.8	6.8	9.0
30 to 34 years old	39,960	226,740	195,900	23,460	13,320	3,450	5,880	28,830	257,850	40,050	10,470	15,900	10,770
No school years completed	2,970	8,970	8,400	720	570	300	120	1,350	4,920	660	120	540	120
Elementary: 1 to 4 years	10,320	64,890	57,930	6,960	3,180	1,020	1,080	5,370	48,600	8,670	1,500	3,360	1,200
5 to 7 years	11,370	74,250	64,920	7,980	2,940	990	1,770	8,370	92,730	14,700	2,880	5,970	3,300
8 years	3,300	21,750	18,000	2,100	1,140	390	630	2,010	32,730	4,320	930	1,650	1,500
High school: 1 to 3 years	4,950	28,200	23,730	2,850	1,560	480	900	4,590	41,070	6,600	1,710	2,460	2,580
4 years	2,370	13,890	11,190	1,650	960	120	930	3,030	18,570	2,730	900	930	840
College: 1 to 3 years	1,350	5,010	4,050	420	570	30	150	1,170	7,920	1,050	510	450	450
4 years or more	1,020	4,740	3,600	180	540	...	120	1,920	7,170	570	1,020	180	630
School years not reported	2,310	5,040	4,080	600	1,860	120	180	1,020	4,140	750	900	360	150
Median school years completed	6.5	6.5	6.4	6.4	7.0	6.0	7.8	7.6	7.4	7.1	8.3	6.9	8.5
35 to 44 years old	52,170	481,140	443,850	47,310	20,700	15,330	13,410	42,060	480,180	75,210	18,750	70,410	23,670
No school years completed	4,830	26,640	25,200	3,060	1,410	1,440	480	3,090	15,120	2,820	630	3,150	510
Elementary: 1 to 4 years	17,610	169,770	160,470	17,100	5,220	5,280	3,300	9,630	118,110	20,280	4,380	21,120	3,900
5 to 7 years	14,910	153,060	140,520	13,980	5,550	5,160	4,200	13,200	180,120	26,700	5,520	24,930	7,500
8 years	3,780	41,730	37,920	4,410	1,620	1,380	1,800	4,080	54,810	8,880	1,800	7,590	3,450
High school: 1 to 3 years	4,140	42,390	37,950	4,410	1,920	1,110	1,620	4,530	57,720	9,270	1,740	7,740	3,840
4 years	1,740	19,380	17,220	1,680	810	270	750	2,460	22,680	3,060	900	2,670	1,920
College: 1 to 3 years	1,020	8,100	7,020	510	570	60	420	1,530	12,240	1,500	900	1,050	1,110
4 years or more	1,080	9,450	8,310	240	420	150	390	2,430	11,880	1,230	1,080	660	1,020
School years not reported	3,060	10,620	9,240	1,920	3,180	480	450	1,110	7,500	1,470	1,800	1,500	420
Median school years completed	5.4	5.8	5.7	5.5	6.2	5.4	6.9	6.8	6.7	6.5	6.9	6.2	7.9
45 to 54 years old	29,700	365,880	347,490	34,050	15,240	30,840	8,940	22,680	310,590	43,980	11,250	119,970	13,650
No school years completed	4,470	36,120	34,860	3,690	1,920	3,090	660	2,850	19,680	2,670	1,080	10,380	690
Elementary: 1 to 4 years	11,580	149,400	143,430	15,330	4,800	12,180	2,790	6,390	102,060	16,380	2,520	42,060	3,030
5 to 7 years	7,170	104,250	99,030	8,910	3,270	8,880	3,000	6,030	106,620	14,790	3,390	38,970	4,470
8 years	1,560	28,140	26,040	2,130	870	2,160	720	1,380	29,850	3,600	900	10,560	1,920
High school: 1 to 3 years	1,620	19,890	18,660	1,470	930	1,830	750	2,040	24,990	2,910	1,080	8,340	1,290
4 years	540	9,030	8,100	390	360	630	330	1,020	10,200	870	300	3,480	720
College: 1 to 3 years	330	4,980	4,680	390	330	300	240	840	6,150	870	270	1,950	450
4 years or more	630	5,310	4,890	210	330	330	150	1,140	5,850	600	420	1,230	630
School years not reported	1,800	8,760	7,800	1,530	2,430	1,440	300	990	5,190	1,290	1,290	3,000	450
Median school years completed	4.3	4.8	4.8	4.3	4.7	4.8	5.9	5.8	5.9	5.5	6.2	5.5	6.9
55 to 64 years old	14,310	221,400	213,270	18,030	7,560	36,030	5,820	10,170	144,540	14,820	5,160	116,190	5,550
No school years completed	3,090	29,760	28,650	3,210	960	5,880	600	2,160	13,830	1,320	480	13,290	240
Elementary: 1 to 4 years	5,460	97,710	94,980	8,460	2,850	16,140	2,400	3,180	56,070	6,630	2,040	47,640	1,890
5 to 7 years	2,940	54,510	52,440	3,810	1,560	7,590	1,470	2,100	44,100	3,990	1,230	31,740	1,680
8 years	750	13,770	13,230	900	570	1,800	540	720	12,270	1,350	270	8,340	540
High school: 1 to 3 years	510	9,570	8,940	420	360	1,320	390	330	8,340	570	240	6,060	450
4 years	210	4,380	4,170	270	60	570	120	420	3,180	150	210	2,700	240
College: 1 to 3 years	240	3,120	2,970	210	60	330	60	210	2,550	180	150	2,040	300
4 years or more	150	3,390	3,180	30	120	330	30	540	1,680	90	30	1,350	120
School years not reported	960	5,190	4,710	720	1,020	2,070	210	510	2,520	540	510	3,030	90
Median school years completed	3.6	4.2	4.2	3.6	4.2	3.8	4.7	4.4	5.1	4.5	4.6	4.6	6.1
65 to 74 years old	9,000	142,860	136,230	11,280	4,320	51,900	2,340	8,850	71,580	7,230	3,660	147,030	2,400
No school years completed	2,280	28,830	27,420	3,000	930	12,210	540	2,100	11,220	1,650	900	29,550	390
Elementary: 1 to 4 years	3,720	66,690	63,960	4,800	1,650	24,270	960	2,940	31,590	3,150	1,350	63,960	930
5 to 7 years	1,590	25,950	24,720	1,500	840	8,670	360	1,770	17,760	1,530	690	31,800	750
8 years	330	7,080	6,720	510	180	2,280	150	300	4,170	180	210	7,800	120
High school: 1 to 3 years	300	5,040	4,680	420	150	1,380	90	450	2,970	240	120	5,460	90
4 years	150	2,430	2,310	240	120	660	60	270	1,830	90	30	2,670	60
College: 1 to 3 years	60	1,350	1,320	90	30	420	90	210	420	30	30	1,500	...
4 years or more	90	1,890	1,800	30	90	240	30	210	540	60	30	930	30
School years not reported	480	3,600	3,300	690	330	1,770	60	600	1,080	300	300	3,360	30
Median school years completed	3.1	3.4	3.4	2.9	3.6	3.1	...	3.8	4.0	3.3	3.3	3.6	...
75 years old and over	3,720	44,460	41,040	3,060	1,290	35,010	780	4,440	12,000	1,320	1,440	70,950	330
No school years completed	1,320	13,530	12,420	1,140	330	12,810	300	1,140	3,180	330	540	21,810	30
Elementary: 1 to 4 years	1,200	18,720	17,460	1,110	480	14,700	300	1,320	5,010	690	600	30,600	180
5 to 7 years	360	6,180	5,640	450	240	3,630	60	720	1,830	240	180	10,560	90
8 years	180	2,190	1,950	120	120	1,020	30	270	930	...	...	2,820	30
High school: 1 to 3 years	180	1,350	1,290	60	...	510	30	210	420	...	...	1,410	...
4 years	...	450	420	60	...	600	...	180	180	...	...	900	...
College: 1 to 3 years	30	510	510	30	...	480	...	240	120	...	...	540	...
4 years or more	...	450	420	30	...	150	30	120	60	...	...	360	...
School years not reported	450	1,080	930	60	120	1,110	30	240	270	60	120	1,950	...
Median school years completed	2.1	2.7	2.7	2.3	...	2.1	...	3.9	3.1	...	...	2.7	...

Table 9.—EMPLOYMENT STATUS: PERSONS 14 YEARS OLD AND OVER, BY YEARS OF SCHOOL COMPLETED, AGE, COLOR, AND SEX, FOR THE UNITED STATES, BY REGIONS: 1950

[Based on 3⅓-percent sample. Percent not shown where less than 0.1 or where base is less than 3,000. Median not shown where less than 1.0 or where base is less than 3,000]

Area, color, age, and years of school completed	Male							Female					
	Total	Labor force					Not in labor force	Total	Labor force				Not in labor force
		Number	Armed forces	Civilian labor force					Number	Civilian labor force			
				Total	Employed	Unemployed				Total	Employed	Unemployed	
UNITED STATES--TOTAL													
Total, 14 yrs. and over	54,611,310	43,117,130	970,320	42,146,810	40,062,490	2,084,320	11,494,180	57,093,690	16,555,260	16,522,590	15,753,240	769,350	40,538,430
Total, 14 to 24 yrs. old	11,984,190	7,078,490	526,680	6,551,810	5,963,440	588,370	4,905,700	12,236,580	3,963,090	3,951,030	3,679,170	271,860	8,273,490
Total, 25 yrs. and over..	42,627,120	36,038,640	443,640	35,595,000	34,099,050	1,495,950	6,588,480	44,857,110	12,592,170	12,571,560	12,074,070	497,490	32,264,940
No school years completed..	1,120,950	681,870	1,080	680,790	630,360	50,430	439,080	1,091,250	146,970	146,640	136,800	9,840	944,280
Elementary: 1 to 4 years..	3,952,770	2,922,090	5,760	2,916,330	2,738,430	177,900	1,030,680	3,325,740	670,230	669,480	625,470	44,010	2,655,510
5 to 7 years..	7,003,500	5,686,200	25,920	5,660,280	5,332,680	327,600	1,317,300	6,946,740	1,590,090	1,588,710	1,494,210	94,500	5,356,650
8 years.....	8,847,630	7,452,360	44,400	7,407,960	7,068,990	338,970	1,395,270	8,876,820	2,107,590	2,106,090	2,011,170	94,920	6,769,230
High school: 1 to 3 years..	6,974,400	6,360,600	94,440	6,266,160	5,995,170	270,990	613,800	7,842,960	2,261,670	2,259,480	2,151,480	108,000	5,581,290
4 years.....	7,511,130	6,958,530	145,620	6,812,910	6,620,160	192,750	552,600	10,114,140	3,271,770	3,267,570	3,173,490	94,080	6,842,370
College: 1 to 3 years..	2,888,430	2,542,470	57,240	2,485,230	2,419,740	65,490	345,960	3,358,320	1,211,040	1,206,390	1,177,800	28,590	2,147,280
4 yrs. or more	3,008,100	2,745,810	47,310	2,698,500	2,658,450	40,050	262,290	2,263,530	1,070,070	1,067,820	1,053,840	13,980	1,193,460
School years not reported..	1,320,210	688,710	21,870	666,840	635,070	31,770	631,500	1,037,610	262,740	259,380	249,810	9,570	774,870
Median school years.....	9.0	9.4	12.3	9.4	9.5	8.5	8.1	9.6	11.2	11.2	11.3	9.0	9.0
Percent.....	100.0	100.0	100.0	100.0	100.0	100.0	100.0	100.0	100.0	100.0	100.0	100.0	100.0
No school years completed..	2.6	1.9	0.2	1.9	1.8	3.4	6.7	2.4	1.2	1.2	1.1	2.0	2.9
Elementary: 1 to 4 years..	9.3	8.1	1.3	8.2	8.0	11.9	15.6	7.4	5.3	5.3	5.2	8.8	8.2
5 to 7 years..	16.4	15.8	5.8	15.9	15.6	21.9	20.0	15.5	12.6	12.6	12.4	19.0	16.6
8 years.....	20.7	20.7	10.0	20.8	20.7	22.7	21.2	19.8	16.7	16.8	16.7	19.1	21.0
High school: 1 to 3 years..	16.3	17.6	21.3	17.6	17.6	18.1	9.3	17.5	18.0	18.0	17.8	21.7	17.3
4 years.....	17.6	19.3	32.8	19.1	19.4	12.9	8.4	22.5	26.0	26.0	26.3	18.9	21.2
College: 1 to 3 years..	6.8	7.1	12.9	7.0	7.1	4.4	5.3	7.5	9.6	9.6	9.8	5.7	6.7
4 yrs. or more	7.0	7.6	10.7	7.6	7.8	2.7	4.0	5.0	8.5	8.5	8.7	2.8	3.7
School years not reported..	3.1	1.9	4.9	1.9	1.9	2.1	9.6	2.3	2.1	2.1	2.1	1.9	2.4
14 and 15 years old.....	2,176,980	338,250	3,270	334,980	316,260	18,720	1,838,730	2,091,870	109,740	109,380	98,910	10,470	1,982,130
No school years completed..	24,270	3,450	30	3,420	3,270	150	20,820	19,290	1,050	1,050	990	60	18,240
Elementary: 1 to 4 years..	125,070	32,490	60	32,430	30,870	1,560	92,580	71,910	6,390	6,390	5,850	540	65,520
5 to 7 years..	824,880	112,110	330	111,780	104,850	6,930	712,770	630,930	28,020	27,900	24,930	2,970	602,910
8 years.....	659,400	99,150	210	98,940	93,900	5,040	560,250	716,250	34,800	34,770	32,250	2,520	681,450
High school: 1 to 3 years..	489,570	71,850	330	71,520	67,020	4,500	417,720	615,420	35,850	35,790	31,770	4,020	579,570
4 years.....	3,630	960	...	960	930	30	2,670	3,720	360	360	330	30	3,360
School years not reported..	50,160	18,240	2,310	15,930	15,420	510	31,920	34,350	3,270	3,120	2,790	330	31,080
Median school years.....	8.1	8.1	8.3	8.1	8.1	8.1	8.1	8.4	8.5	8.5	8.5	8.6	8.4
16 and 17 years old.....	2,117,190	761,310	32,430	728,880	637,560	91,320	1,355,880	2,070,480	366,750	366,270	315,090	51,180	1,703,730
No school years completed..	18,660	6,270	60	6,210	5,460	750	12,390	14,850	1,950	1,950	1,680	270	12,900
Elementary: 1 to 4 years..	89,010	53,430	330	53,100	48,330	4,770	35,580	51,600	10,350	10,320	8,910	1,410	41,250
5 to 7 years..	281,910	148,710	2,760	145,950	125,070	20,880	133,200	183,030	36,120	36,090	29,220	6,870	146,910
8 years.....	280,110	132,060	5,190	126,870	106,650	20,220	148,050	207,450	43,920	43,920	35,520	8,400	163,530
High school: 1 to 3 years..	1,329,090	376,680	20,370	356,310	315,870	40,440	952,410	1,464,090	229,650	229,530	199,500	30,030	1,234,440
4 years.....	73,590	29,160	1,380	27,780	24,570	3,210	44,430	111,750	38,160	38,100	34,680	3,420	73,590
College: 1 to 3 years..	5,250	1,200	90	1,110	1,020	90	4,050	7,500	1,320	1,320	1,260	60	6,180
School years not reported..	39,570	13,800	2,250	11,550	10,590	960	25,770	30,210	5,280	5,040	4,320	720	24,930
Median school years.....	9.8	9.3	10.0	9.2	9.3	8.9	10.1	10.2	10.2	10.2	10.2	9.8	10.2
18 and 19 years old.....	2,149,110	1,443,120	183,840	1,259,280	1,117,830	141,450	705,990	2,208,300	966,150	962,850	887,160	75,690	1,242,150
No school years completed..	16,890	7,800	90	7,710	6,630	1,080	9,090	13,950	2,670	2,670	2,400	270	11,280
Elementary: 1 to 4 years..	79,320	63,930	630	63,300	56,580	6,720	15,390	48,570	13,560	13,500	12,030	1,470	35,010
5 to 7 years..	213,870	181,320	11,820	169,500	147,630	21,870	32,550	151,590	44,340	44,310	37,170	7,140	107,250
8 years.....	211,050	181,680	22,140	159,540	137,880	21,660	29,370	170,790	60,840	60,690	53,040	7,650	109,950
High school: 1 to 3 years..	719,970	443,070	78,960	364,110	316,680	47,430	276,900	695,040	229,320	228,900	201,870	27,030	465,720
4 years.....	689,130	489,660	62,250	427,410	389,460	37,950	199,470	885,330	533,670	531,600	503,880	27,720	351,660
College: 1 to 3 years..	173,010	54,090	3,660	50,430	47,010	3,420	118,920	200,880	65,220	64,830	61,620	3,210	135,660
4 yrs. or more	2,760	1,620	210	1,410	1,320	90	1,140	4,590	2,430	2,430	2,280	150	2,160
School years not reported..	43,110	19,950	4,080	15,870	14,640	1,230	23,160	37,560	14,100	13,920	12,870	1,050	23,460
Median school years.....	11.2	10.9	11.1	10.8	10.9	10.2	11.8	12.0	12.2	12.2	12.3	11.3	11.2
20 and 21 years old.....	2,154,300	1,705,740	189,810	1,515,930	1,371,690	144,240	448,560	2,277,150	1,048,680	1,045,350	984,900	60,450	1,228,470
No school years completed..	19,950	9,600	120	9,480	8,730	750	10,350	17,010	2,760	2,760	2,490	270	14,250
Elementary: 1 to 4 years..	81,330	68,730	1,080	67,650	61,200	6,450	12,600	53,340	15,150	15,150	13,740	1,410	38,190
5 to 7 years..	216,120	192,840	12,810	180,030	157,140	22,890	23,280	165,570	48,930	48,900	42,930	5,970	116,640
8 years.....	229,230	207,750	19,830	187,920	165,810	22,110	21,480	190,620	66,060	66,000	59,730	6,270	124,560
High school: 1 to 3 years..	467,970	416,640	58,710	357,930	316,620	41,310	51,330	505,650	184,890	184,710	167,520	17,190	320,760
4 years.....	684,600	608,280	78,930	529,350	491,370	37,980	76,320	913,650	540,180	538,170	515,880	22,290	373,470
College: 1 to 3 years..	369,480	156,390	13,170	143,220	133,920	9,300	213,090	344,190	146,520	145,830	140,490	5,340	197,670
4 yrs. or more	34,020	18,360	630	17,730	16,620	1,110	15,660	44,250	26,910	26,850	26,100	750	17,340
School years not reported..	51,600	27,150	4,530	22,620	20,280	2,340	24,450	42,870	17,280	16,980	16,020	960	25,590
Median school years.....	12.1	11.6	12.0	11.5	11.7	10.4	13.2	12.2	12.4	12.4	12.4	11.8	11.9
22 to 24 years old.....	3,386,610	2,830,070	117,330	2,712,740	2,520,100	192,640	556,540	3,588,780	1,471,770	1,467,180	1,393,110	74,070	2,117,010
No school years completed..	30,210	19,050	330	18,720	16,830	1,890	11,160	27,210	4,320	4,290	3,930	360	22,890
Elementary: 1 to 4 years..	133,950	117,810	1,260	116,550	107,190	9,360	16,140	97,320	27,990	27,930	24,810	3,120	69,330
5 to 7 years..	340,560	302,250	10,050	292,200	262,920	29,280	38,310	278,520	76,980	76,830	68,550	8,280	201,540
8 years.....	380,310	350,550	14,070	336,480	307,380	29,100	29,760	322,290	98,370	98,250	89,460	8,790	223,920
High school: 1 to 3 years..	803,520	744,500	39,330	705,170	649,310	55,860	59,020	821,340	270,090	269,550	247,920	21,630	551,250
4 years.....	897,840	819,510	33,330	786,180	747,240	38,940	78,330	1,395,000	635,250	633,210	610,890	22,320	759,750
College: 1 to 3 years..	509,820	282,270	11,250	271,020	253,640	17,380	227,550	358,230	179,100	177,870	172,770	5,100	179,130
4 yrs. or more	206,640	148,200	4,350	143,850	136,440	7,410	58,440	220,680	152,640	152,400	148,980	3,420	68,040
School years not reported..	83,760	45,930	3,360	42,570	39,150	3,420	37,830	68,190	27,030	26,850	25,800	1,050	41,160
Median school years.....	11.9	11.4	11.4	11.4	11.5	10.3	13.4	12.2	12.4	12.4	12.4	11.2	11.8

Table 9.—EMPLOYMENT STATUS: PERSONS 14 YEARS OLD AND OVER, BY YEARS OF SCHOOL COMPLETED, AGE, COLOR, AND SEX, FOR THE UNITED STATES, BY REGIONS: 1950—Con.

[Based on 3⅓-percent sample. Percent not shown where less than 0.1 or where base is less than 3,000. Median not shown where less than 1.0 or where base is less than 3,000]

Area, color, age, and years of school completed	Male							Female					
	Total	Labor force					Not in labor force	Total	Labor force				Not in labor force
		Number	Armed forces	Civilian labor force					Number	Civilian labor force			
				Total	Employed	Unemployed				Total	Employed	Unemployed	
UNITED STATES--TOTAL--Con.													
25 to 29 years old.....	5,900,820	5,333,850	180,180	5,153,670	4,900,260	253,410	566,970	6,284,160	2,047,770	2,042,670	1,947,330	95,340	4,236,390
No school years completed..	52,500	36,030	300	35,730	33,300	2,430	16,470	48,210	8,310	8,310	7,530	780	39,900
Elementary: 1 to 4 years..	261,150	229,140	2,070	227,070	211,440	15,630	32,010	196,080	52,590	52,500	47,040	5,460	143,490
5 to 7 years..	580,320	526,830	11,130	515,700	475,470	40,230	53,490	549,840	150,090	150,000	137,550	12,450	399,750
8 years.....	695,160	647,400	17,610	629,790	589,350	40,440	47,760	636,750	174,870	174,630	162,990	11,640	461,880
High school: 1 to 3 years..	1,260,630	1,188,030	44,160	1,143,870	1,076,430	67,440	72,600	1,349,460	391,530	390,870	364,680	26,190	957,930
4 years.....	1,712,400	1,634,220	64,500	1,569,720	1,516,110	53,610	78,180	2,433,150	829,530	828,030	800,310	27,720	1,603,620
College: 1 to 3 years..	634,830	503,370	22,530	480,840	463,800	17,040	131,460	590,400	221,670	220,140	213,840	6,300	368,730
4 yrs. or more	554,400	484,830	12,180	472,650	460,200	12,450	69,570	365,550	181,410	180,870	177,660	3,210	184,140
School years not reported..	149,430	84,000	5,700	78,300	74,160	4,140	65,430	114,720	37,770	37,320	35,730	1,590	76,950
Median school years.....	12.0	12.0	12.2	12.0	12.0	10.2	12.4	12.1	12.3	12.3	12.3	10.9	12.0
30 to 34 years old.....	5,553,060	5,218,650	136,440	5,082,210	4,893,090	189,120	334,410	5,887,740	1,820,550	1,816,860	1,737,810	79,050	4,067,190
No school years completed..	51,690	36,360	180	36,180	33,630	2,550	15,330	62,040	10,110	10,110	9,540	570	51,930
Elementary: 1 to 4 years..	265,380	240,270	1,080	239,190	224,790	14,400	25,110	209,700	61,980	61,890	56,790	5,100	147,720
5 to 7 years..	626,370	580,320	6,570	573,750	538,320	35,430	46,050	628,080	181,500	181,440	168,090	13,350	446,580
8 years.....	802,830	762,780	11,220	751,560	716,100	35,460	40,050	788,130	229,290	229,110	216,060	13,050	558,840
High school: 1 to 3 years..	1,165,830	1,116,090	28,860	1,087,230	1,039,740	47,490	49,740	1,274,370	381,090	380,730	361,200	19,530	893,280
4 years.....	1,537,500	1,490,940	50,700	1,440,240	1,404,570	35,670	46,560	1,977,270	607,230	606,540	587,130	19,410	1,370,040
College: 1 to 3 years..	481,920	451,890	19,470	432,420	422,850	9,570	30,030	490,950	168,330	167,160	163,140	4,020	322,620
4 yrs. or more	482,460	460,440	14,190	446,250	441,090	5,160	22,020	348,750	146,340	145,680	142,980	2,700	202,410
School years not reported..	139,080	79,560	4,170	75,390	72,000	3,390	59,520	108,450	34,680	34,200	32,880	1,320	73,770
Median school years.....	11.5	11.6	12.4	11.5	11.6	9.3	9.7	11.8	12.0	12.0	12.1	10.0	11.7
35 to 44 years old.....	10,399,590	9,837,270	93,480	9,743,790	9,388,710	355,080	562,320	10,847,280	3,798,660	3,792,480	3,652,770	139,710	7,048,620
No school years completed..	131,700	106,050	210	105,840	98,760	7,080	25,650	113,160	25,200	25,140	23,370	1,770	87,960
Elementary: 1 to 4 years..	690,330	634,260	1,500	632,760	598,980	33,780	56,070	551,460	174,330	174,150	162,450	11,700	377,130
5 to 7 years..	1,566,660	1,469,280	5,670	1,463,610	1,383,180	80,430	97,380	1,542,840	491,130	490,710	462,180	28,530	1,051,710
8 years.....	2,021,010	1,931,940	11,160	1,920,780	1,838,190	82,590	89,070	1,964,520	628,710	628,320	600,900	27,420	1,335,810
High school: 1 to 3 years..	2,042,910	1,966,260	17,970	1,948,290	1,874,610	73,680	76,650	2,212,620	744,390	743,640	711,930	31,710	1,468,230
4 years.....	2,041,470	1,980,360	26,130	1,954,230	1,907,730	46,500	61,110	2,638,140	957,780	956,700	932,460	24,240	1,680,360
College: 1 to 3 years..	771,240	744,840	11,730	733,110	717,780	15,330	26,400	947,130	369,810	368,490	360,270	8,220	577,320
4 yrs. or more	840,750	821,220	13,860	807,360	798,960	8,400	19,530	660,060	332,340	331,440	327,870	3,570	327,720
School years not reported..	293,520	183,060	5,250	177,810	170,520	7,290	110,460	217,350	74,970	73,890	71,340	2,550	142,380
Median school years.....	9.9	10.0	12.3	10.0	10.1	8.6	8.5	10.5	11.2	11.2	11.3	9.0	10.2
45 to 54 years old.....	8,496,240	7,813,500	22,890	7,790,610	7,471,950	318,660	682,740	8,688,390	2,858,820	2,855,940	2,751,840	104,100	5,829,570
No school years completed..	189,150	155,610	90	155,520	144,510	11,010	33,540	192,420	43,650	43,620	40,710	2,910	148,770
Elementary: 1 to 4 years..	822,570	731,820	480	731,340	688,080	43,260	90,750	712,650	198,900	198,690	186,240	12,450	513,750
5 to 7 years..	1,607,910	1,470,570	1,800	1,468,770	1,387,080	81,690	137,340	1,558,230	428,160	427,740	404,010	23,730	1,130,070
8 years.....	2,142,570	2,005,500	3,240	2,002,260	1,920,000	82,260	137,070	2,016,750	582,120	581,790	558,540	23,250	1,434,630
High school: 1 to 3 years..	1,296,270	1,220,970	2,640	1,218,330	1,172,280	46,050	75,300	1,424,730	457,530	457,320	439,050	18,270	967,200
4 years.....	1,109,250	1,051,980	3,840	1,048,140	1,019,220	28,920	57,270	1,472,700	552,210	551,760	538,260	13,500	920,490
College: 1 to 3 years..	500,130	475,710	2,850	472,860	460,890	11,970	24,420	659,490	279,930	279,480	273,690	5,790	379,560
4 yrs. or more	561,990	542,550	5,250	537,300	530,700	6,600	19,440	453,300	253,230	253,170	250,530	2,640	200,070
School years not reported..	266,400	158,790	2,700	156,090	149,190	6,900	107,610	198,120	63,090	62,370	60,810	1,560	135,030
Median school years.....	8.7	8.7	12.5	8.7	8.8	8.2	8.2	8.9	10.0	10.0	10.1	8.5	8.7
55 to 64 years old.....	6,547,320	5,462,040	7,440	5,454,600	5,190,630	263,970	1,085,280	6,635,460	1,557,270	1,555,530	1,494,270	61,260	5,078,190
No school years completed..	294,030	220,500	240	220,260	202,530	17,730	73,530	290,250	41,760	41,670	38,970	2,700	248,490
Elementary: 1 to 4 years..	899,670	721,800	360	721,440	673,020	48,420	177,870	755,460	132,360	132,270	125,310	6,960	623,100
5 to 7 years..	1,361,550	1,132,170	450	1,131,720	1,069,260	62,460	229,380	1,320,120	255,900	255,750	242,700	13,050	1,064,220
8 years.....	1,708,020	1,462,980	840	1,462,140	1,393,560	68,580	245,040	1,703,220	365,220	364,890	349,560	15,330	1,338,000
High school: 1 to 3 years..	743,820	645,030	510	644,520	617,670	26,850	98,790	904,020	223,350	223,200	213,150	10,050	680,670
4 years.....	672,060	588,210	420	587,790	567,570	20,220	83,850	860,520	245,610	245,340	238,470	6,870	614,910
College: 1 to 3 years..	302,910	265,290	600	264,690	256,560	8,130	37,620	386,610	132,960	132,840	129,570	3,270	253,650
4 yrs. or more	337,470	304,980	1,710	303,270	298,200	5,070	32,490	251,340	122,970	122,880	121,500	1,380	128,370
School years not reported..	227,790	121,080	2,310	118,770	112,260	6,510	106,710	163,920	37,140	36,690	35,040	1,650	126,780
Median school years.....	8.4	8.4	12.4	8.4	8.4	8.0	8.0	8.5	8.9	8.9	8.9	8.5	8.4
65 to 74 years old.....	3,995,880	2,049,780	2,460	2,047,320	1,942,260	105,060	1,946,100	4,395,480	453,900	453,240	436,770	16,470	3,941,580
No school years completed..	266,040	110,220	60	110,160	101,340	8,820	155,820	254,280	15,810	15,660	14,580	1,080	238,470
Elementary: 1 to 4 years..	693,210	314,430	270	314,160	294,090	20,070	378,780	604,830	44,880	44,820	42,600	2,220	559,950
5 to 7 years..	878,310	440,400	270	440,130	414,660	25,470	437,910	907,440	74,130	73,980	70,890	3,090	833,310
8 years.....	1,028,490	555,450	270	555,180	528,390	26,790	473,040	1,163,910	113,640	113,610	109,770	3,840	1,050,270
High school: 1 to 3 years..	348,720	196,770	150	196,620	188,130	8,490	151,950	495,120	57,990	57,930	55,770	2,160	437,130
4 years.....	321,840	185,520	...	185,520	178,230	7,290	136,320	505,770	70,470	70,410	68,340	2,070	435,300
College: 1 to 3 years..	141,060	85,920	30	85,890	82,860	3,030	55,140	200,940	34,170	34,110	33,210	900	166,770
4 yrs. or more	165,030	109,260	60	109,200	106,980	2,220	55,770	131,340	30,390	30,390	29,970	420	100,950
School years not reported..	153,180	51,810	1,350	50,460	47,580	2,880	101,370	131,850	12,420	12,330	11,640	690	119,430
Median school years.....	8.1	8.2	...	8.2	8.3	7.6	7.7	8.3	8.8	8.8	8.8	8.4	8.3
75 years old and over....	1,734,210	323,550	750	322,800	312,150	10,650	1,410,660	2,118,600	55,200	54,840	53,280	1,560	2,063,400
No school years completed..	135,840	17,100	...	17,100	16,290	810	118,740	130,890	2,130	2,130	2,100	30	128,760
Elementary: 1 to 4 years..	320,460	50,370	...	50,370	48,030	2,340	270,090	295,560	5,190	5,160	5,040	120	290,370
5 to 7 years..	382,380	66,630	30	66,600	64,710	1,890	315,750	440,190	9,180	9,090	8,790	300	431,010
8 years.....	449,550	86,310	60	86,250	83,400	2,850	363,240	603,540	13,740	13,740	13,350	390	589,800
High school: 1 to 3 years..	116,220	27,450	150	27,300	26,310	990	88,770	182,640	5,790	5,790	5,700	90	176,850
4 years.....	116,610	27,300	30	27,270	26,730	540	89,310	226,590	8,940	8,790	8,520	270	217,650
College: 1 to 3 years..	56,340	15,450	30	15,420	15,000	420	40,890	82,800	4,170	4,170	4,080	90	78,630
4 yrs. or more	66,000	22,530	60	22,470	22,320	150	43,470	53,190	3,390	3,390	3,330	60	49,800
School years not reported..	90,810	10,410	390	10,020	9,360	660	80,400	103,200	2,670	2,580	2,370	210	100,530
Median school years.....	7.9	8.3	...	8.3	8.3	7.9	7.6	8.2	8.7	8.7	8.7	...	8.2

Table 9.—EMPLOYMENT STATUS: PERSONS 14 YEARS OLD AND OVER, BY YEARS OF SCHOOL COMPLETED, AGE, COLOR, AND SEX, FOR THE UNITED STATES, BY REGIONS: 1950—Con.

[Based on 3⅓-percent sample. Percent not shown where less than 0.1 or where base is less than 3,000. Median not shown where less than 1.0 or where base is less than 3,000]

Area, color, age, and years of school completed	Male							Female					
	Total	Labor force					Not in labor force	Total	Labor force				Not in labor force
		Number	Armed forces	Civilian labor force					Number	Civilian labor force			
				Total	Employed	Unemployed				Total	Employed	Unemployed	
UNITED STATES--NONWHITE													
Total, 14 yrs. and over	5,298,060	4,058,430	66,000	3,992,430	3,678,900	313,530	1,239,630	5,692,830	2,110,020	2,106,240	1,937,820	168,420	3,582,810
Total, 14 to 24 yrs. old.	1,356,780	812,400	38,940	773,460	685,740	87,720	544,380	1,489,740	420,510	419,100	363,630	55,470	1,069,230
Total, 25 yrs. and over..	3,941,280	3,246,030	27,060	3,218,970	2,993,160	225,810	695,250	4,203,090	1,689,510	1,687,140	1,574,190	112,950	2,513,580
No school years completed..	300,690	202,170	270	201,900	187,350	14,550	98,520	234,270	53,910	53,850	50,310	3,540	180,360
Elementary: 1 to 4 years..	1,102,020	899,400	1,410	897,990	842,040	55,950	202,620	939,210	311,490	311,220	289,230	21,990	627,720
5 to 7 years..	1,020,870	881,700	4,770	876,930	813,000	63,930	139,170	1,207,770	479,790	479,370	446,190	33,180	727,980
8 years.....	428,910	369,930	3,930	366,000	337,560	28,440	58,980	510,030	217,980	217,890	202,470	15,420	292,050
High school: 1 to 3 years..	454,050	396,120	7,500	388,620	354,990	33,630	57,930	602,730	267,150	266,850	245,100	21,750	335,580
4 years.....	284,550	250,860	4,830	246,030	229,140	16,890	33,690	370,470	179,940	179,640	169,470	10,170	190,530
College: 1 to 3 years..	108,390	88,260	1,740	86,520	81,210	5,310	20,130	127,590	69,090	68,880	65,460	3,420	58,500
4 yrs. or more	80,790	70,140	630	69,510	67,650	1,860	10,650	96,930	68,250	68,100	66,570	1,530	28,680
School years not reported..	161,010	87,450	1,980	85,470	80,220	5,250	73,560	114,090	41,910	41,340	39,390	1,950	72,180
Median school years.....	6.4	6.6	9.9	6.6	6.6	6.9	5.2	7.2	7.9	7.9	7.9	7.7	6.7
Percent.....	100.0	100.0	100.0	100.0	100.0	100.0	100.0	100.0	100.0	100.0	100.0	100.0	100.0
No school years completed..	7.6	6.2	1.0	6.3	6.3	6.4	14.2	5.6	3.2	3.2	3.2	3.1	7.2
Elementary: 1 to 4 years..	28.0	27.7	5.2	27.9	28.1	24.8	29.1	22.3	18.4	18.4	18.4	19.5	25.0
5 to 7 years..	25.9	27.2	17.6	27.2	27.2	28.3	20.0	28.7	28.4	28.4	28.3	29.4	29.0
8 years.....	10.9	11.4	14.5	11.4	11.3	12.6	8.5	12.1	12.9	12.9	12.9	13.7	11.6
High school: 1 to 3 years..	11.5	12.2	27.7	12.1	11.9	14.9	8.3	14.3	15.8	15.8	15.6	19.3	13.4
4 years.....	7.2	7.7	17.8	7.6	7.7	7.5	4.8	8.8	10.7	10.6	10.8	9.0	7.6
College: 1 to 3 years..	2.8	2.7	6.4	2.7	2.7	2.4	2.9	3.0	4.1	4.1	4.2	3.0	2.3
4 yrs. or more	2.0	2.2	2.3	2.2	2.3	0.8	1.5	2.3	4.0	4.0	4.2	1.4	1.1
School years not reported..	4.1	2.7	7.3	2.7	2.7	2.3	10.6	2.7	2.5	2.5	2.5	1.7	2.9
14 and 15 years old.....	261,330	53,400	120	53,280	50,400	2,880	207,930	266,040	18,870	18,840	17,160	1,680	247,170
No school years completed..	4,620	1,500	...	1,500	1,440	60	3,120	3,660	390	390	390	...	3,270
Elementary: 1 to 4 years..	54,090	19,020	...	19,020	18,510	510	35,070	27,960	3,660	3,660	3,480	180	24,300
5 to 7 years..	125,790	22,620	...	22,620	21,420	1,200	103,170	121,470	8,460	8,430	7,860	570	113,010
8 years.....	45,150	5,730	...	5,730	5,160	570	39,420	59,460	3,030	3,030	2,760	270	56,430
High school: 1 to 3 years..	26,640	3,330	...	3,330	2,820	510	23,310	48,540	2,760	2,760	2,160	600	45,780
4 years.....	420	90	...	90	90	...	330	450	...	...	...	...	450
School years not reported..	4,620	1,110	120	990	960	30	3,510	4,500	570	570	510	60	3,930
Median school years.....	6.7	5.7	...	5.7	5.7	...	6.9	7.4	6.8	6.8	6.7	...	7.5
16 and 17 years old.....	256,350	111,240	1,500	109,740	97,260	12,480	145,110	264,360	44,310	44,220	36,630	7,590	220,050
No school years completed..	3,870	1,950	...	1,950	1,740	210	1,920	3,270	750	750	720	30	2,520
Elementary: 1 to 4 years..	36,870	26,130	30	26,100	24,630	1,470	10,740	16,890	4,260	4,230	3,780	450	12,630
5 to 7 years..	77,190	41,160	30	41,130	37,290	3,840	36,030	60,960	14,070	14,040	12,120	1,920	46,890
8 years.....	39,210	14,910	60	14,850	12,810	2,040	24,300	40,830	7,530	7,530	6,210	1,320	33,300
High school: 1 to 3 years..	89,430	23,520	900	22,620	18,390	4,230	65,910	126,810	15,000	15,000	11,700	3,300	111,810
4 years.....	4,890	1,980	180	1,800	1,260	540	2,910	10,050	2,100	2,100	1,560	540	7,950
College: 1 to 3 years..	600	120	30	90	60	30	480	1,260	60	60	60	...	1,200
School years not reported..	4,290	1,470	270	1,200	1,080	120	2,820	4,290	540	510	480	30	3,750
Median school years.....	8.2	7.0	...	6.9	6.7	8.3	8.9	9.2	8.4	8.4	8.2	9.1	9.3
18 and 19 years old.....	239,670	165,570	10,260	155,310	134,100	21,210	74,100	261,900	81,930	81,630	68,640	12,990	179,970
No school years completed..	4,500	2,610	...	2,610	2,250	360	1,890	3,330	900	900	840	60	2,430
Elementary: 1 to 4 years..	33,690	29,010	90	28,920	26,670	2,250	4,680	16,350	4,740	4,740	4,200	540	11,610
5 to 7 years..	59,580	49,260	360	48,900	43,860	5,040	10,320	50,910	16,290	16,260	14,010	2,250	34,620
8 years.....	26,460	19,830	810	19,020	15,870	3,150	6,630	29,220	9,420	9,420	7,950	1,470	19,800
High school: 1 to 3 years..	74,370	42,750	5,100	37,650	30,930	6,720	31,620	97,620	26,880	26,820	22,170	4,650	70,740
4 years.....	29,130	18,240	3,270	14,970	11,760	3,210	10,890	45,840	19,230	19,140	15,750	3,390	26,610
College: 1 to 3 years..	6,600	1,620	360	1,260	1,080	180	4,980	13,140	2,790	2,730	2,400	330	10,350
4 yrs. or more	90	30	...	30	30	...	60	390	150	150	120	30	240
School years not reported..	5,250	2,220	270	1,950	1,650	300	3,030	5,100	1,530	1,470	1,200	270	3,570
Median school years.....	8.7	8.0	11.2	7.8	7.6	8.9	10.1	9.9	10.0	10.0	9.9	10.3	9.8
20 and 21 years old.....	231,720	184,860	14,010	170,850	149,760	21,090	46,860	270,060	101,310	100,920	87,810	13,110	168,750
No school years completed..	5,850	3,120	60	3,060	2,880	180	2,730	4,650	1,020	1,020	930	90	3,630
Elementary: 1 to 4 years..	30,660	27,090	90	27,000	24,930	2,070	3,570	20,100	6,330	6,330	5,760	570	13,770
5 to 7 years..	55,020	48,540	540	48,000	42,960	5,040	6,480	52,950	19,380	19,350	17,280	2,070	33,570
8 years.....	25,470	21,210	1,320	19,890	16,890	3,000	4,260	31,290	11,550	11,550	9,750	1,800	19,740
High school: 1 to 3 years..	57,630	46,110	6,120	39,990	33,450	6,540	11,520	76,260	26,070	26,070	21,900	4,170	50,190
4 years.....	35,010	28,290	4,590	23,700	20,730	2,970	6,720	54,750	26,490	26,280	22,920	3,360	28,260
College: 1 to 3 years..	13,290	5,430	660	4,770	4,050	720	7,860	21,330	6,720	6,690	5,850	840	14,610
4 yrs. or more	1,320	960	90	870	810	60	360	2,760	1,650	1,620	1,500	120	1,110
School years not reported..	7,470	4,110	540	3,570	3,060	510	3,360	5,970	2,100	2,010	1,920	90	3,870
Median school years.....	8.8	8.5	11.3	8.3	8.2	9.0	10.2	9.9	10.3	10.3	10.3	10.4	9.7
22 to 24 years old.....	367,710	297,330	13,050	284,280	254,220	30,060	70,380	427,380	174,090	173,490	153,390	20,100	253,290
No school years completed..	8,640	6,510	90	6,420	5,940	480	2,130	6,660	1,500	1,500	1,470	30	5,160
Elementary: 1 to 4 years..	52,980	47,670	330	47,340	43,710	3,630	5,310	38,400	13,500	13,440	11,550	1,890	24,900
5 to 7 years..	89,040	76,770	1,620	75,150	68,460	6,690	12,270	94,230	33,450	33,390	29,520	3,870	60,780
8 years.....	42,840	36,270	1,860	34,410	29,850	4,560	6,570	48,450	18,900	18,870	16,680	2,190	29,550
High school: 1 to 3 years..	86,040	71,100	4,920	66,180	57,330	8,850	14,940	111,480	42,600	42,510	35,340	7,170	68,880
4 years.....	47,340	37,890	2,400	35,490	31,770	3,720	9,450	81,270	38,460	38,220	34,650	3,570	42,810
College: 1 to 3 years..	21,510	10,560	1,020	9,540	8,580	960	10,950	24,660	12,330	12,270	11,340	930	12,330
4 yrs. or more	5,040	3,390	300	3,090	2,790	300	1,650	12,660	9,420	9,390	9,060	330	3,240
School years not reported..	14,280	7,170	510	6,660	5,790	870	7,110	9,570	3,930	3,900	3,780	120	5,640
Median school years.....	8.6	8.4	10.4	8.3	8.2	8.8	10.1	9.6	10.2	10.2	10.3	9.8	9.1

Table 9.—EMPLOYMENT STATUS: PERSONS 14 YEARS OLD AND OVER, BY YEARS OF SCHOOL COMPLETED, AGE, COLOR, AND SEX, FOR THE UNITED STATES, BY REGIONS: 1950—Con.

[Based on 3⅓-percent sample. Percent not shown where less than 0.1 or where base is less than 3,000. Median not shown where less than 1.0 or where base is less than 3,000]

Area, color, age, and years of school completed	Male							Female					
	Total	Labor force					Not in labor force	Total	Labor force				Not in labor force
		Number	Armed forces	Civilian labor force					Number	Civilian labor force			
				Total	Employed	Unemployed				Total	Employed	Unemployed	
UNITED STATES--NONWHITE --Con.													
25 to 29 years old.....	609,300	514,140	13,320	500,820	456,330	44,490	95,160	702,210	298,020	297,480	270,210	27,270	404,190
No school years completed..	15,930	12,720	60	12,660	11,910	750	3,210	12,090	3,630	3,630	3,240	390	8,460
Elementary: 1 to 4 years..	103,410	91,890	390	91,500	85,200	6,300	11,520	78,810	28,620	28,590	25,170	3,420	50,190
5 to 7 years..	151,350	132,870	2,310	130,560	119,640	10,920	18,480	173,850	67,560	67,530	61,380	6,150	106,290
8 years.....	69,960	59,880	2,070	57,810	51,570	6,240	10,080	81,510	33,780	33,750	30,450	3,300	47,730
High school: 1 to 3 years..	121,320	103,830	4,140	99,690	88,050	11,640	17,490	163,170	67,260	67,080	59,040	8,040	95,910
4 years.....	79,620	69,690	2,820	66,870	60,840	6,030	9,930	118,170	56,820	56,790	52,500	4,290	61,350
College: 1 to 3 years..	29,100	20,070	840	19,230	17,640	1,590	9,030	33,990	17,460	17,340	16,590	750	16,530
4 yrs. or more	15,330	11,670	180	11,490	11,190	300	3,660	22,530	15,600	15,540	15,060	480	6,930
School years not reported..	23,280	11,520	510	11,010	10,290	720	11,760	18,090	7,290	7,230	6,780	450	10,800
Median school years.....	8.3	8.2	10.1	8.2	8.1	8.6	8.8	8.9	9.5	9.5	9.6	9.1	8.7
30 to 34 years old.....	536,040	472,920	6,780	466,140	432,570	33,570	63,120	612,150	284,400	284,010	263,010	21,000	327,750
No school years completed..	17,160	13,860	30	13,830	12,750	1,080	3,300	11,220	3,420	3,420	3,300	120	7,800
Elementary: 1 to 4 years..	105,720	96,390	270	96,120	90,180	5,940	9,330	83,880	35,040	34,980	32,010	2,970	48,840
5 to 7 years..	144,360	130,560	1,140	129,420	119,550	9,870	13,800	174,030	74,640	74,610	68,550	6,060	99,390
8 years.....	61,350	55,170	990	54,180	49,950	4,230	6,180	80,880	38,100	38,100	34,830	3,270	42,780
High school: 1 to 3 years..	90,810	81,270	1,950	79,320	73,080	6,240	9,540	123,090	57,690	57,660	52,890	4,770	65,400
4 years.....	60,990	55,140	1,290	53,850	49,950	3,900	5,850	80,160	41,010	40,980	38,700	2,280	39,150
College: 1 to 3 years..	19,980	16,890	450	16,440	15,270	1,170	3,090	23,760	13,770	13,740	12,840	900	9,990
4 yrs. or more	13,830	12,390	300	12,090	11,580	510	1,440	19,080	14,190	14,130	13,680	450	4,890
School years not reported..	21,840	11,250	360	10,890	10,260	630	10,590	16,050	6,540	6,390	6,210	180	9,510
Median school years.....	7.8	7.8	10.2	7.7	7.7	7.9	8.0	8.4	8.7	8.7	8.7	8.4	8.1
35 to 44 years old.....	1,052,850	954,240	5,130	949,110	887,610	61,500	98,610	1,145,010	554,880	554,280	520,350	33,930	590,130
No school years completed..	48,990	42,120	60	42,060	39,720	2,340	6,870	33,750	11,910	11,910	11,220	690	21,840
Elementary: 1 to 4 years..	273,990	253,290	480	252,810	238,770	14,040	20,700	218,790	94,170	94,140	87,330	6,810	124,620
5 to 7 years..	301,410	278,730	1,020	277,710	258,300	19,410	22,680	365,400	169,620	169,440	158,430	11,010	195,780
8 years.....	126,480	116,580	630	115,950	107,100	8,850	9,900	160,110	78,810	78,750	73,560	5,190	81,300
High school: 1 to 3 years..	132,360	120,690	1,260	119,430	109,680	9,750	11,670	177,660	89,580	89,520	83,730	5,790	88,080
4 years.....	75,510	69,690	630	69,060	65,310	3,750	5,820	96,240	52,800	52,680	50,340	2,340	43,440
College: 1 to 3 years..	28,560	25,830	420	25,410	23,850	1,560	2,730	35,460	22,320	22,320	21,270	1,050	13,140
4 yrs. or more	23,430	21,780	90	21,690	21,270	420	1,650	28,950	22,500	22,470	22,110	360	6,450
School years not reported..	42,120	25,530	540	24,990	23,610	1,380	16,590	28,650	13,170	13,050	12,360	690	15,480
Median school years.....	6.8	6.8	9.2	6.8	6.8	7.1	6.8	7.5	7.9	7.9	7.9	7.5	7.2
45 to 54 years old.....	814,830	720,390	1,050	719,340	673,050	46,290	94,440	822,720	358,290	357,960	337,350	20,610	464,430
No school years completed..	64,680	54,810	...	54,810	50,730	4,080	9,870	47,310	17,370	17,370	16,020	1,350	29,940
Elementary: 1 to 4 years..	263,370	233,910	150	233,760	219,180	14,580	29,460	222,480	90,090	90,030	84,690	5,340	132,390
5 to 7 years..	227,130	204,780	180	204,600	190,380	14,220	22,350	263,910	112,920	112,800	105,750	7,050	150,990
8 years.....	92,070	83,730	150	83,580	78,210	5,370	8,340	101,610	47,100	47,100	44,370	2,730	54,510
High school: 1 to 3 years..	63,660	58,200	150	58,050	53,910	4,140	5,460	85,590	38,490	38,490	36,180	2,310	47,100
4 years.....	37,590	34,260	90	34,170	32,280	1,890	3,330	43,530	20,730	20,730	19,890	840	22,800
College: 1 to 3 years..	16,800	15,510	30	15,480	15,030	450	1,290	19,530	10,830	10,830	10,290	540	8,700
4 yrs. or more	14,670	13,740	60	13,680	13,410	270	930	15,360	10,950	10,950	10,830	120	4,410
School years not reported..	34,860	21,450	240	21,210	19,920	1,290	13,410	23,400	9,810	9,660	9,330	330	13,590
Median school years.....	5.8	5.9	...	5.9	5.9	5.8	5.2	6.5	6.8	6.8	6.8	6.5	6.3
55 to 64 years old.....	489,300	392,340	330	392,010	363,990	28,020	96,960	458,340	143,970	143,670	136,230	7,440	314,370
No school years completed..	58,110	44,250	90	44,160	40,350	3,810	13,860	40,860	10,620	10,590	10,020	570	30,240
Elementary: 1 to 4 years..	179,250	144,510	30	144,480	133,980	10,500	34,740	154,650	44,820	44,760	42,390	2,370	109,830
5 to 7 years..	118,440	97,440	60	97,380	90,780	6,600	21,000	130,530	42,750	42,750	40,470	2,280	87,780
8 years.....	47,790	39,930	60	39,870	36,870	3,000	7,860	50,670	16,230	16,230	15,480	750	34,440
High school: 1 to 3 years..	28,560	24,060	...	24,060	22,680	1,380	4,500	32,850	11,130	11,100	10,410	690	21,720
4 years.....	19,050	16,110	...	16,110	14,940	1,170	2,940	19,110	6,900	6,810	6,510	300	12,210
College: 1 to 3 years..	8,790	7,350	...	7,350	6,840	510	1,440	9,540	3,900	3,870	3,720	150	5,640
4 yrs. or more	7,800	7,050	...	7,050	6,810	240	750	6,870	3,900	3,900	3,810	90	2,970
School years not reported..	21,510	11,640	90	11,550	10,740	810	9,870	13,260	3,720	3,660	3,420	240	9,540
Median school years.....	4.9	5.0	...	5.0	5.1	4.7	4.4	5.6	6.0	6.0	6.0	5.9	5.4
65 to 74 years old.....	317,700	165,000	360	164,640	153,750	10,890	152,700	335,100	45,090	44,970	42,390	2,580	290,010
No school years completed..	59,820	27,720	30	27,690	25,380	2,310	32,100	55,200	5,940	5,910	5,490	420	49,260
Elementary: 1 to 4 years..	129,510	69,030	90	68,940	64,830	4,110	60,480	131,160	17,190	17,190	16,110	1,080	113,970
5 to 7 years..	60,660	32,820	30	32,790	30,030	2,760	27,840	78,570	11,220	11,190	10,680	510	67,350
8 years.....	24,450	13,110	30	13,080	12,390	690	11,340	27,000	3,690	3,690	3,510	180	23,310
High school: 1 to 3 years..	13,440	7,140	...	7,140	6,720	420	6,300	16,440	2,820	2,820	2,670	150	13,620
4 years.....	9,150	5,130	...	5,130	4,980	150	4,020	9,840	1,500	1,500	1,380	120	8,340
College: 1 to 3 years..	3,720	2,220	...	2,220	2,190	30	1,500	3,750	690	660	630	30	3,060
4 yrs. or more	4,590	3,000	...	3,000	2,880	120	1,590	3,180	1,020	1,020	990	30	2,160
School years not reported..	12,360	4,830	180	4,650	4,350	300	7,530	9,960	1,020	990	930	60	8,940
Median school years.....	3.9	4.0	...	4.0	4.0	3.9	3.7	4.3	4.7	4.7	4.8	...	4.2
75 years old and over....	121,260	27,000	90	26,910	25,860	1,050	94,260	127,560	4,860	4,770	4,650	120	122,700
No school years completed..	36,000	6,690	...	6,690	6,510	180	29,310	33,840	1,020	1,020	1,020	...	32,820
Elementary: 1 to 4 years..	46,770	10,380	...	10,380	9,900	480	36,390	49,440	1,560	1,530	1,530	...	47,880
5 to 7 years..	17,520	4,500	30	4,470	4,320	150	13,020	21,480	1,080	1,050	930	120	20,400
8 years.....	6,810	1,530	...	1,530	1,470	60	5,280	8,250	270	270	270	...	7,980
High school: 1 to 3 years..	3,900	930	...	930	870	60	2,970	3,930	180	180	180	...	3,750
4 years.....	2,640	840	...	840	840	...	1,800	3,420	180	150	150	...	3,240
College: 1 to 3 years..	1,440	390	...	390	390	...	1,050	1,560	120	120	120	...	1,440
4 yrs. or more	1,140	510	...	510	510	...	630	960	90	90	90	...	870
School years not reported..	5,040	1,230	60	1,170	1,050	120	3,810	4,680	360	360	360	...	4,320
Median school years.....	2.9	3.4	...	3.4	3.4	...	2.7	3.2	4.2	4.1	3.9	...	3.2

Table 9.—EMPLOYMENT STATUS: PERSONS 14 YEARS OLD AND OVER, BY YEARS OF SCHOOL COMPLETED, AGE, COLOR, AND SEX, FOR THE UNITED STATES, BY REGIONS: 1950—Con.

[Based on 3⅓-percent sample. Percent not shown where less than 0.1 or where base is less than 3,000. Median not shown where less than 1.0 or where base is less than 3,000]

Area, color, age, and years of school completed	Male							Female					
	Total	Labor force					Not in labor force	Total	Labor force				Not in labor force
		Number	Armed forces	Civilian labor force					Number	Civilian labor force			
				Total	Employed	Unemployed				Total	Employed	Unemployed	
NORTH AND WEST													
Total, 14 yrs. and over.	38,218,740	30,239,010	491,460	29,747,550	28,144,310	1,603,240	7,979,730	39,948,150	11,839,410	11,822,550	11,256,000	566,550	28,108,740
Total, 14 to 24 yrs. old..	7,806,780	4,522,020	265,050	4,256,970	3,829,430	427,540	3,284,760	8,014,140	2,849,400	2,843,520	2,646,540	196,980	5,164,740
Total, 25 yrs. and over...	30,411,960	25,716,990	226,410	25,490,580	24,314,880	1,175,700	4,694,970	31,934,010	8,990,010	8,979,030	8,609,460	369,570	22,944,000
No school years completed..	615,090	351,060	600	350,460	317,550	32,910	264,030	659,490	78,720	78,480	73,020	5,460	580,770
Elementary: 1 to 4 years..	1,912,140	1,318,050	2,490	1,315,560	1,206,570	108,990	594,090	1,673,160	302,640	302,340	281,430	20,910	1,370,520
5 to 7 years..	4,204,080	3,323,700	11,370	3,312,330	3,073,080	239,250	880,380	4,003,800	891,420	891,410	831,900	59,520	3,111,930
8 years.....	7,173,120	6,026,040	23,940	6,002,100	5,709,210	292,890	1,147,080	7,099,920	1,696,950	1,693,870	1,618,140	77,730	5,402,970
High school: 1 to 3 years..	5,083,350	4,636,560	47,610	4,588,950	4,363,680	225,270	446,790	5,574,240	1,605,600	1,604,430	1,519,470	84,960	3,968,640
4 years.....	6,029,580	5,600,910	77,520	5,523,390	5,357,130	166,260	428,670	8,069,100	2,592,870	2,590,320	2,510,100	80,220	5,476,230
College: 1 to 3 years..	2,148,240	1,901,340	29,490	1,871,850	1,817,670	54,180	246,900	2,451,630	877,860	875,460	852,990	22,470	1,573,770
4 yrs. or more	2,289,930	2,091,420	20,850	2,070,570	2,037,180	33,390	198,510	1,654,830	767,070	766,080	754,110	11,970	887,760
School years not reported..	956,430	467,910	12,540	455,370	432,810	22,560	488,520	747,840	176,430	174,630	168,300	6,330	571,410
Median school years.....	9.5	10.0	12.3	10.0	10.1	8.7	8.3	10.2	11.7	11.7	11.8	9.6	9.5
Percent.....	100.0	100.0	100.0	100.0	100.0	100.0	100.0	100.0	100.0	100.0	100.0	100.0	100.0
No school years completed..	2.0	1.4	0.3	1.4	1.3	2.8	5.6	2.1	0.9	0.9	0.8	1.5	2.5
Elementary: 1 to 4 years..	6.3	5.1	1.1	5.2	5.0	9.3	12.7	5.2	3.4	3.4	3.3	5.7	6.0
5 to 7 years..	13.8	12.9	5.0	13.0	12.6	20.3	18.8	12.5	9.9	9.9	9.7	16.1	13.6
8 years.....	23.6	23.4	10.6	23.5	23.5	24.9	24.4	22.2	18.9	18.9	18.8	21.0	23.5
High school: 1 to 3 years..	16.7	18.0	21.0	18.0	17.9	19.2	9.5	17.5	17.9	17.9	17.6	23.0	17.3
4 years.....	19.8	21.8	34.2	21.7	22.0	14.1	9.1	25.3	28.8	28.8	29.2	21.7	23.9
College: 1 to 3 years..	7.1	7.4	13.0	7.3	7.5	4.6	5.3	7.7	9.8	9.8	9.9	6.1	6.9
4 yrs. or more.	7.5	8.1	9.2	8.1	8.4	2.8	4.2	5.2	8.5	8.5	8.8	3.2	3.9
School years not reported..	3.1	1.8	5.5	1.8	1.8	1.9	10.4	2.3	2.0	1.9	2.0	1.7	2.5
14 and 15 years old.....	1,383,000	191,490	1,980	189,510	177,960	11,550	1,191,510	1,327,410	68,250	68,040	61,110	6,930	1,259,160
No school years completed..	15,420	1,350	30	1,320	1,230	90	14,070	11,010	510	510	480	30	10,500
Elementary: 1 to 4 years..	28,620	2,640	...	2,640	2,400	240	25,980	19,530	660	660	510	150	18,870
5 to 7 years..	451,440	48,960	90	48,870	45,600	3,270	402,480	321,540	12,210	12,150	10,410	1,740	309,330
8 years.....	473,700	70,500	150	70,350	66,510	3,840	403,200	492,300	25,440	25,410	23,310	2,100	466,860
High school: 1 to 3 years..	374,820	54,060	270	53,790	50,070	3,720	320,760	456,600	27,000	26,970	24,330	2,640	429,600
4 years.....	2,670	690	...	690	660	30	1,980	2,640	210	210	210	...	2,430
School years not reported..	36,330	13,290	1,440	11,850	11,490	360	23,040	23,790	2,220	2,130	1,860	270	21,570
Median school years.....	8.4	8.5	...	8.5	8.5	8.5	8.4	8.6	8.8	8.8	8.8	8.7	8.6
16 and 17 years old.....	1,350,960	433,410	17,430	415,980	353,400	62,580	917,550	1,322,700	249,600	249,390	212,610	36,780	1,073,100
No school years completed..	9,480	2,100	60	2,040	1,680	360	7 380	8,100	1,230	1,230	1,140	90	6,870
Elementary: 1 to 4 years..	21,690	6,960	90	6,870	5,520	1,350	14,730	18,180	3,330	3,330	2,760	570	14,850
5 to 7 years..	96,480	42,330	1,260	41,070	30,660	10,410	54,150	56,310	10,890	10,890	7,710	3,180	45,420
8 years.....	165,750	79,710	2,940	76,770	62,010	14,760	86,040	106,830	26,670	26,670	20,880	5,790	80,160
High school: 1 to 3 years..	972,990	272,220	10,950	261,270	228,960	32,310	700,770	1,032,360	174,840	174,810	150,720	24,090	857,520
4 years.....	52,590	20,070	630	19,440	16,710	2,730	32,520	76,350	28,290	28,230	25,620	2,610	48,060
College: 1 to 3 years..	3,360	750	...	750	690	60	2,610	4,470	720	720	690	30	3,750
School years not reported..	28,620	9,270	1,500	7,770	7,170	600	19,350	20,100	3,630	3,510	3,090	420	16,470
Median school years.....	10.1	9.9	10.0	9.9	10.0	9.4	10.2	10.3	10.4	10.4	10.4	10.1	10.3
18 and 19 years old.....	1,370,760	893,310	91,710	801,600	699,360	102,240	477,450	1,441,650	714,180	712,890	656,490	56,400	727,470
No school years completed..	8,160	2,790	30	2,760	2,310	450	5,370	7,230	1,620	1,620	1,500	120	5,610
Elementary: 1 to 4 years..	16,710	10,800	210	10,590	8,730	1,860	5,910	15,810	5,490	5,490	4,830	660	10,320
5 to 7 years..	70,470	58,200	6,030	52,170	41,160	11,010	12,270	43,470	16,290	16,290	12,870	3,420	27,180
8 years.....	127,890	110,760	11,490	99,270	83,490	15,780	17,130	95,310	39,810	39,750	34,470	5,280	55,500
High school: 1 to 3 years..	471,210	287,040	40,140	246,900	210,000	36,900	184,170	434,580	161,130	160,890	140,400	20,490	273,450
4 years.....	519,630	370,260	29,880	340,380	308,070	32,310	149,370	675,810	430,050	429,390	406,380	23,010	245,760
College: 1 to 3 years..	125,130	39,720	1,830	37,890	34,980	2,910	85,410	141,330	48,330	48,090	45,540	2,550	93,000
4 yrs. or more	2,070	1,260	90	1,170	1,080	90	810	3,120	1,710	1,710	1,620	90	1,410
School years not reported..	29,490	12,480	2,010	10,470	9,540	930	17,010	24,990	9,750	9,660	8,880	780	15,240
Median school years.....	11.8	11.7	11.0	11.8	12.0	10.8	12.0	12.2	12.3	12.3	12.3	11.7	11.8
20 and 21 years old.....	1,420,200	1,107,030	96,210	1,010,820	903,210	107,610	313,170	1,513,290	762,570	760,740	717,360	43,380	750,720
No school years completed..	9,360	3,390	90	3,300	3,000	300	5,970	8,550	1,410	1,410	1,260	150	7,140
Elementary: 1 to 4 years..	21,450	16,200	450	15,750	13,170	2,580	5,250	16,770	5,970	5,970	5,460	510	10,800
5 to 7 years..	81,810	71,250	6,900	64,350	52,200	12,150	10,560	53,370	17,460	17,460	14,490	2,970	35,910
8 years.....	153,210	138,750	10,230	128,520	111,810	16,710	14,460	117,930	44,610	44,550	40,170	4,380	73,320
High school: 1 to 3 years..	311,070	277,830	30,570	247,260	213,840	33,420	33,240	313,170	124,410	124,260	111,960	12,300	188,760
4 years.....	514,680	457,650	39,570	418,080	385,800	32,280	57,030	696,180	430,680	429,690	411,720	17,970	265,500
College: 1 to 3 years..	272,160	114,570	6,360	108,210	100,440	7,770	157,590	248,640	109,170	108,780	104,730	4,050	139,470
4 yrs. or more	23,430	12,090	240	11,850	10,980	870	11,340	29,850	17,100	17,070	16,680	390	12,750
School years not reported..	33,030	15,300	1,800	13,500	11,970	1,530	17,730	28,830	11,760	11,550	10,890	660	17,070
Median school years.....	12.2	12.1	11.9	12.1	12.1	10.9	13.4	12.3	12.4	12.4	12.4	12.1	12.2
22 to 24 years old.....	2,281,860	1,896,780	57,720	1,839,060	1,695,500	143,560	385,080	2,409,090	1,054,800	1,052,460	998,970	53,490	1,354,290
No school years completed..	13,740	7,290	210	7,080	6,090	990	6,450	12,960	2,520	2,490	2,220	270	10,440
Elementary: 1 to 4 years..	36,180	30,420	450	29,970	26,130	3,840	5,760	29,730	10,590	10,590	9,480	1,110	19,140
5 to 7 years..	132,030	116,520	4,650	111,870	95,130	16,740	15,510	93,090	29,220	29,070	25,140	3,930	63,870
8 years.....	257,070	238,470	7,170	231,300	209,160	22,140	18,600	206,160	68,550	68,490	62,220	6,270	137,610
High school: 1 to 3 years..	560,280	521,700	19,260	502,440	457,740	44,700	38,580	529,710	181,890	181,620	165,150	16,470	347,820
4 years.....	696,300	638,190	17,010	621,180	588,780	32,400	58,110	1,071,210	499,320	498,390	480,510	17,880	571,890
College: 1 to 3 years..	376,620	208,050	5,190	202,860	188,330	14,530	168,570	259,920	132,810	132,150	127,920	4,230	127,110
4 yrs. or more	153,360	107,400	1,920	105,480	99,570	5,910	45,960	160,680	112,200	112,080	109,470	2,610	48,480
School years not reported..	56,280	28,740	1,860	26,880	24,570	2,310	27,540	45,630	17,700	17,580	16,860	720	27,930
Median school years.....	12.2	12.0	11.4	12.0	12.1	10.9	13.8	12.3	12.5	12.5	12.5	11.7	12.2

Table 9.—EMPLOYMENT STATUS: PERSONS 14 YEARS OLD AND OVER, BY YEARS OF SCHOOL COMPLETED, AGE, COLOR, AND SEX, FOR THE UNITED STATES, BY REGIONS: 1950—Con.

[Based on 3⅓-percent sample. Percent not shown where less than 0.1 or where base is less than 3,000. Median not shown where less than 1.0 or where base is less than 3,000]

Area, color, age, and years of school completed	Male							Female					
	Total	Labor force					Not in labor force	Total	Labor force				Not in labor force
		Number	Armed forces	Civilian labor force					Number	Civilian labor force			
				Total	Employed	Unemployed				Total	Employed	Unemployed	
NORTH AND WEST--Con.													
25 to 29 years old	4,054,560	3,677,910	88,950	3,588,960	3,397,380	191,580	376,650	4,320,180	1,435,680	1,433,130	1,364,520	68,610	2,884,500
No school years completed	21,540	12,750	240	12,510	11,220	1,290	8,790	21,930	4,050	4,050	3,690	360	17,880
Elementary: 1 to 4 years	71,370	60,210	900	59,310	52,710	6,600	11,160	58,380	17,580	17,550	15,630	1,920	40,800
5 to 7 years	238,860	216,660	5,070	211,590	187,920	23,670	22,200	200,850	56,580	56,550	50,430	6,120	144,270
8 years	497,670	466,050	8,670	457,380	425,280	32,100	31,620	440,910	123,780	123,690	115,530	8,160	317,130
High school: 1 to 3 years	880,260	831,420	21,330	810,090	754,590	55,500	48,840	902,280	261,210	260,880	240,840	20,040	641,070
4 years	1,359,660	1,300,530	33,360	1,267,170	1,221,210	45,960	59,130	1,919,010	653,820	652,980	629,760	23,220	1,265,190
College: 1 to 3 years	471,030	377,340	11,280	366,060	352,620	13,440	93,690	431,040	160,860	160,200	155,040	5,160	270,180
4 yrs. or more	412,920	358,980	5,190	353,790	343,650	10,140	53,940	268,230	132,750	132,450	129,750	2,700	135,480
School years not reported	101,250	53,970	2,910	51,060	48,180	2,880	47,280	77,550	25,050	24,780	23,850	930	52,500
Median school years	12.2	12.2	12.2	12.2	12.2	10.7	12.7	12.3	12.4	12.4	12.4	11.6	12.2
30 to 34 years old	3,882,300	3,663,630	70,410	3,593,220	3,448,440	144,780	218,670	4,091,790	1,253,580	1,251,750	1,193,970	57,780	2,838,210
No school years completed	19,590	11,400	90	11,310	10,110	1,200	8,190	21,030	3,810	3,810	3,600	210	17,220
Elementary: 1 to 4 years	78,720	69,840	390	69,450	63,000	6,450	8,880	66,360	20,100	20,100	18,150	1,950	46,260
5 to 7 years	282,960	261,210	2,880	258,330	235,660	23,070	21,750	266,310	75,810	75,780	68,220	7,560	190,500
8 years	608,400	581,040	5,790	575,250	545,760	29,490	27,360	580,170	170,700	170,580	160,110	10,470	409,470
High school: 1 to 3 years	838,500	803,820	15,120	788,700	749,700	39,000	34,680	893,580	262,380	262,200	247,110	15,090	631,200
4 years	1,234,500	1,198,980	27,540	1,171,440	1,140,930	30,510	35,520	1,580,310	477,840	477,450	461,100	16,350	1,102,470
College: 1 to 3 years	363,120	341,640	9,840	331,800	323,850	7,950	21,480	360,210	120,450	119,700	116,610	3,090	239,760
4 yrs. or more	361,500	344,400	6,510	337,890	333,390	4,500	17,100	249,510	100,170	99,990	97,710	2,280	149,340
School years not reported	95,010	51,300	2,250	49,050	46,440	2,610	43,710	74,310	22,320	22,140	21,360	780	51,990
Median school years	12.1	12.1	12.4	12.1	12.1	9.8	10.8	12.1	12.2	12.2	12.2	10.7	12.1
35 to 44 years old	7,265,970	6,888,720	47,970	6,840,750	6,568,500	272,250	377,250	7,562,370	2,640,780	2,637,960	2,536,230	101,730	4,921,590
No school years completed	49,380	36,510	90	36,420	32,790	3,630	12,870	50,580	10,470	10,440	9,660	780	40,110
Elementary: 1 to 4 years	227,910	205,950	750	205,200	187,890	17,310	21,960	206,700	66,420	66,360	60,990	5,370	140,280
5 to 7 years	828,150	773,100	2,190	770,910	715,260	55,650	55,050	791,910	254,250	254,220	237,030	17,190	537,660
8 years	1,598,730	1,530,900	6,570	1,524,330	1,454,040	70,290	67,830	1,517,760	494,700	494,430	472,320	22,110	1,023,060
High school: 1 to 3 years	1,491,450	1,436,460	9,180	1,427,280	1,366,200	61,080	54,990	1,573,500	523,230	522,900	498,600	24,300	1,050,270
4 years	1,644,690	1,597,260	13,920	1,583,340	1,543,410	39,930	47,430	2,102,670	750,540	750,000	729,000	21,000	1,352,130
College: 1 to 3 years	577,380	558,450	6,090	552,360	539,790	12,570	18,930	694,170	262,650	262,050	256,080	5,970	431,520
4 yrs. or more	642,990	628,470	6,090	622,380	615,420	6,960	14,520	475,110	230,460	230,040	226,860	3,180	244,650
School years not reported	205,290	121,620	3,090	118,530	113,700	4,830	83,670	149,970	48,060	47,520	45,690	1,830	101,910
Median school years	10.7	10.7	12.3	10.7	10.8	8.8	8.8	10.2	11.7	11.7	11.8	9.6	11.0
45 to 54 years old	6,124,650	5,652,240	12,390	5,639,850	5,387,040	252,810	472,410	6,231,030	2,080,290	2,078,550	2,000,790	77,760	4,150,740
No school years completed	87,540	69,990	30	69,960	63,900	6,060	17,550	110,010	22,830	22,800	21,270	1,530	87,180
Elementary: 1 to 4 years	384,630	339,930	180	339,750	313,290	26,460	44,700	360,360	95,220	95,040	88,830	6,210	265,140
5 to 7 years	1,025,340	939,000	870	938,130	874,680	63,450	86,340	944,220	265,620	265,500	249,360	16,140	678,600
8 years	1,767,540	1,658,310	1,890	1,656,420	1,584,060	72,360	109,230	1,638,870	481,830	481,560	462,090	19,470	1,157,040
High school: 1 to 3 years	958,170	904,830	1,500	903,330	864,570	38,760	53,340	1,028,190	334,650	334,500	319,470	15,030	693,540
4 years	897,930	853,650	2,280	851,370	826,230	25,140	44,280	1,189,860	445,500	445,170	433,500	11,670	744,360
College: 1 to 3 years	373,050	355,500	1,800	353,700	343,500	10,200	17,550	482,130	206,220	206,010	201,540	4,470	275,910
4 yrs. or more	437,190	422,970	2,100	420,870	415,350	5,520	14,220	336,000	185,220	185,220	182,910	2,250	150,780
School years not reported	193,260	108,060	1,740	106,320	101,460	4,860	85,200	141,390	43,200	42,810	41,820	990	98,190
Median school years	8.8	8.9	12.4	8.9	8.9	8.4	8.4	9.0	10.4	10.4	10.5	8.7	8.9
55 to 64 years old	4,888,170	4,110,150	4,440	4,105,710	3,866,710	219,000	778,020	4,933,170	1,189,830	1,188,600	1,139,100	49,500	3,743,340
No school years completed	193,590	146,100	150	145,950	132,270	13,680	47,490	212,070	28,080	28,020	26,070	1,950	183,990
Elementary: 1 to 4 years	542,670	437,070	90	436,980	401,370	35,610	105,600	453,000	76,050	76,050	71,880	4,170	376,950
5 to 7 years	942,390	788,100	210	787,890	736,860	51,030	154,290	885,450	179,070	178,980	169,080	9,900	706,380
8 years	1,447,290	1,246,380	720	1,245,660	1,183,830	61,830	200,910	1,422,120	313,530	313,230	299,610	13,620	1,108,590
High school: 1 to 3 years	564,750	492,240	270	491,970	469,260	22,710	72,510	673,770	174,090	173,970	165,210	8,760	499,680
4 years	544,200	480,060	390	479,670	461,670	18,000	64,140	695,430	200,130	199,890	194,040	5,850	495,300
College: 1 to 3 years	221,010	195,060	420	194,640	187,560	7,080	25,950	281,550	99,150	99,030	96,120	2,910	182,400
4 yrs. or more	260,280	236,730	840	235,890	231,690	4,200	23,550	188,910	93,420	93,390	92,190	1,200	95,490
School years not reported	171,990	88,410	1,350	87,060	82,200	4,860	83,580	120,870	26,310	26,040	24,900	1,140	94,560
Median school years	8.5	8.5	12.3	8.5	8.5	8.1	8.2	8.6	9.0	9.0	9.0	8.6	8.5
65 to 74 years old	2,918,100	1,495,230	1,590	1,493,640	1,407,210	86,430	1,422,870	3,204,390	347,820	347,280	334,260	13,020	2,856,570
No school years completed	166,380	67,290	...	67,290	60,750	6,540	99,090	165,750	8,580	8,460	7,830	630	157,170
Elementary: 1 to 4 years	409,680	177,840	180	177,660	162,780	14,880	231,840	349,050	24,090	24,060	22,860	1,200	324,960
5 to 7 years	610,290	300,870	120	300,750	280,050	20,700	309,420	603,600	54,180	54,060	51,600	2,460	549,420
8 years	868,530	470,100	240	469,860	445,710	24,150	398,430	978,930	100,320	100,290	96,690	3,600	878,610
High school: 1 to 3 years	262,200	147,870	90	147,780	140,430	7,350	114,330	366,240	45,510	45,450	43,800	1,650	320,730
4 years	256,710	148,860	...	148,860	142,620	6,240	107,850	400,020	57,450	57,390	55,500	1,890	342,570
College: 1 to 3 years	102,180	62,850	30	62,820	60,180	2,640	39,330	143,310	25,350	25,290	24,510	780	117,960
4 yrs. or more	124,500	82,560	60	82,500	80,580	1,920	41,940	97,350	22,770	22,770	22,440	330	74,580
School years not reported	117,630	36,990	870	36,120	34,110	2,010	80,640	100,140	9,570	9,510	9,030	480	90,570
Median school years	8.2	8.4	...	8.4	8.4	8.0	8.1	8.4	8.8	8.8	8.8	8.6	8.4
75 years old and over	1,278,210	229,110	660	228,450	219,600	8,850	1,049,100	1,591,080	42,030	41,760	40,590	1,170	1,549,050
No school years completed	77,070	7,020	...	7,020	6,510	510	70,050	78,120	900	900	900	...	77,220
Elementary: 1 to 4 years	197,160	27,210	...	27,210	25,530	1,680	169,950	179,310	3,180	3,180	3,090	90	176,130
5 to 7 years	276,090	44,760	30	44,730	43,050	1,680	231,330	311,460	6,360	6,330	6,180	150	305,100
8 years	384,960	73,260	60	73,200	70,530	2,670	311,700	521,160	12,090	12,090	11,790	300	509,070
High school: 1 to 3 years	88,020	19,920	120	19,800	18,930	870	68,100	136,680	4,530	4,530	4,440	90	132,150
4 years	91,890	21,570	30	21,540	21,060	480	70,320	181,800	7,590	7,440	7,200	240	174,210
College: 1 to 3 years	40,470	10,500	30	10,470	10,170	300	29,970	59,220	3,180	3,180	3,090	90	56,040
4 yrs. or more	50,550	17,310	60	17,250	17,100	150	33,240	39,720	2,280	2,280	2,250	30	37,440
School years not reported	72,000	7,560	330	7,230	6,720	510	64,440	83,610	1,920	1,830	1,650	180	81,690
Median school years	8.1	8.4	...	8.4	8.4	8.1	8.1	8.4	8.8	8.8	8.8	...	8.3

Table 9.—EMPLOYMENT STATUS: PERSONS 14 YEARS OLD AND OVER, BY YEARS OF SCHOOL COMPLETED, AGE, COLOR, AND SEX, FOR THE UNITED STATES, BY REGIONS: 1950—Con.

[Based on 3⅓-percent sample. Percent not shown where less than 0.1 or where base is less than 3,000. Median not shown where less than 1.0 or where base is less than 3,000]

Area, color, age, and years of school completed	Male							Female					
	Total	Labor force					Not in labor force	Total	Labor force				Not in labor force
		Number	Armed forces	Civilian labor force					Number	Civilian labor force			
				Total	Employed	Unemployed				Total	Employed	Unemployed	
SOUTH--TOTAL													
Total, 14 yrs. and over	16,392,570	12,878,120	478,860	12,399,260	11,918,180	481,080	3,514,450	17,145,540	4,715,850	4,700,040	4,497,240	202,800	12,429,690
Total, 14 to 24 yrs. old.	4,177,410	2,556,470	261,630	2,294,840	2,134,010	160,830	1,620,940	4,222,440	1,113,690	1,107,510	1,032,630	74,880	3,108,750
Total, 25 yrs. and over..	12,215,160	10,321,650	217,230	10,104,420	9,784,170	320,250	1,893,510	12,923,100	3,602,160	3,592,530	3,464,610	127,920	9,320,940
No school years completed..	505,860	330,810	480	330,330	312,810	17,520	175,050	431,760	68,250	68,160	63,780	4,380	363,510
Elementary: 1 to 4 years..	2,040,630	1,604,040	3,270	1,600,770	1,531,860	68,910	436,590	1,652,580	367,590	367,140	344,040	23,100	1,284,990
5 to 7 years..	2,799,420	2,362,500	14,550	2,347,950	2,259,600	88,350	436,920	2,942,940	698,220	697,290	662,310	34,980	2,244,720
8 years.....	1,674,510	1,426,320	20,460	1,405,860	1,359,780	46,080	248,190	1,776,900	410,640	410,220	393,030	17,190	1,366,260
High school: 1 to 3 years..	1,891,050	1,724,040	46,830	1,677,210	1,631,490	45,720	167,010	2,268,720	656,070	655,050	632,010	23,040	1,612,650
4 years.....	1,481,550	1,357,620	68,100	1,289,520	1,263,030	26,490	123,930	2,045,040	678,900	677,250	663,390	13,860	1,366,140
College: 1 to 3 years..	740,190	641,130	27,750	613,380	602,070	11,310	99,060	906,690	333,180	330,930	324,810	6,120	573,510
4 yrs. or more	718,170	654,390	26,460	627,930	621,270	6,660	63,780	608,700	303,000	301,740	299,730	2,010	305,700
School years not reported..	363,780	220,800	9,330	211,470	202,260	9,210	142,980	289,770	86,310	84,750	81,510	3,240	203,460
Median school years.....	8.3	8.5	12.3	8.5	8.5	7.3	6.8	8.7	10.0	10.0	10.1	8.0	8.5
Percent.....	100.0	100.0	100.0	100.0	100.0	100.0	100.0	100.0	100.0	100.0	100.0	100.0	100.0
No school years completed..	4.1	3.2	0.2	3.3	3.2	5.5	9.2	3.3	1.9	1.9	1.8	3.4	3.9
Elementary: 1 to 4 years..	16.7	15.5	1.5	15.8	15.7	21.5	23.1	12.8	10.2	10.2	9.9	18.1	13.8
5 to 7 years..	22.9	22.9	6.7	23.2	23.1	27.6	23.1	22.8	19.4	19.4	19.1	27.3	24.1
8 years.....	13.7	13.8	9.4	13.9	13.9	14.4	13.1	13.7	11.4	11.4	11.3	13.4	14.7
High school: 1 to 3 years..	15.5	16.7	21.6	16.6	16.7	14.3	8.8	17.6	18.2	18.2	18.2	18.0	17.3
4 years.....	12.1	13.2	31.3	12.8	12.9	8.3	6.5	15.8	18.8	18.9	19.1	10.8	14.7
College: 1 to 3 years..	6.1	6.2	12.8	6.1	6.2	3.5	5.2	7.0	9.2	9.2	9.4	4.8	6.2
4 yrs. or more	5.9	6.3	12.2	6.2	6.3	2.1	3.4	4.7	8.4	8.4	8.7	1.6	3.3
School years not reported..	3.0	2.1	4.3	2.1	2.1	2.9	7.6	2.2	2.4	2.4	2.4	2.5	2.2
14 and 15 years old.....	793,980	146,760	1,290	145,470	138,300	7,170	647,220	764,460	41,490	41,340	37,800	3,540	722,970
No school years completed..	8,850	2,100	...	2,100	2,040	60	6,750	8,280	540	540	510	30	7,740
Elementary: 1 to 4 years..	96,450	29,850	60	29,790	28,470	1,320	66,600	52,380	5,730	5,730	5,340	390	46,650
5 to 7 years..	373,440	63,150	240	62,910	59,250	3,660	310,290	309,390	15,810	15,750	14,520	1,230	293,580
8 years.....	185,700	28,650	60	28,590	27,390	1,200	157,050	223,950	9,360	9,360	8,940	420	214,590
High school: 1 to 3 years..	114,750	17,790	60	17,730	16,950	780	96,960	158,820	8,850	8,820	7,440	1,380	149,970
4 years.....	960	270	...	270	270	...	690	1,080	150	150	120	30	930
School years not reported..	13,830	4,950	870	4,080	3,930	150	8,880	10,560	1,050	990	930	60	9,510
Median school years.....	7.3	6.9	...	6.9	6.9	6.7	7.4	8.0	7.6	7.6	7.6	8.2	8.0
16 and 17 years old.....	766,230	327,900	15,000	312,900	284,160	28,740	438,330	747,780	117,150	116,880	102,480	14,400	630,630
No school years completed..	9,180	4,170	...	4,170	3,780	390	5,010	6,750	720	720	540	180	6,030
Elementary: 1 to 4 years..	67,320	46,470	240	46,230	42,810	3,420	20,850	33,420	7,020	6,990	6,150	840	26,400
5 to 7 years..	185,430	106,380	1,500	104,880	94,410	10,470	79,050	126,720	25,230	25,200	21,510	3,690	101,490
8 years.....	114,360	52,350	2,250	50,100	44,640	5,460	62,010	100,620	17,250	17,250	14,640	2,610	83,370
High school: 1 to 3 years..	356,100	104,460	9,420	95,040	86,910	8,130	251,640	431,730	54,810	54,720	48,780	5,940	376,920
4 years.....	21,000	9,090	750	8,340	7,860	480	11,910	35,400	9,870	9,870	9,060	810	25,530
College: 1 to 3 years..	1,890	450	90	360	330	30	1,440	3,030	600	600	570	30	2,430
School years not reported..	10,950	4,530	750	3,780	3,420	360	6,420	10,110	1,650	1,530	1,230	300	8,460
Median school years.....	9.0	8.1	10.0	8.0	8.0	8.0	9.6	9.7	9.4	9.4	9.5	8.9	9.7
18 and 19 years old.....	778,350	549,810	92,130	457,680	418,470	39,210	228,540	766,650	251,970	249,960	230,670	19,290	514,680
No school years completed..	8,730	5,010	60	4,950	4,320	630	3,720	6,720	1,050	1,050	900	150	5,670
Elementary: 1 to 4 years..	62,610	53,130	420	52,710	47,850	4,860	9,480	32,760	8,070	8,010	7,200	810	24,690
5 to 7 years..	143,400	123,120	5,790	117,330	106,470	10,860	20,280	108,120	28,050	28,020	24,300	3,720	80,070
8 years.....	83,160	70,920	10,650	60,270	54,390	5,880	12,240	75,480	21,030	20,940	18,570	2,370	54,450
High school: 1 to 3 years..	248,760	156,030	38,820	117,210	106,680	10,530	92,730	260,460	68,190	68,010	61,470	6,540	192,270
4 years.....	169,500	119,400	32,370	87,030	81,390	5,640	50,100	209,520	103,620	102,210	97,500	4,710	105,900
College: 1 to 3 years..	47,880	14,370	1,830	12,540	12,030	510	33,510	59,550	16,890	16,740	16,080	660	42,660
4 yrs. or more	690	360	120	240	240	...	330	1,470	720	720	660	60	750
School years not reported..	13,620	7,470	2,070	5,400	5,100	300	6,150	12,570	4,350	4,260	3,990	270	8,220
Median school years.....	10.0	9.4	11.2	8.8	8.9	8.5	11.1	10.8	11.9	11.9	12.0	10.1	10.4
20 and 21 years old.....	734,100	598,710	93,600	505,110	468,480	36,630	135,390	763,860	286,110	284,610	267,540	17,070	477,750
No school years completed..	10,590	6,210	30	6,180	5,730	450	4,380	8,460	1,350	1,350	1,230	120	7,110
Elementary: 1 to 4 years..	59,880	52,530	630	51,900	48,030	3,870	7,350	36,570	9,180	9,180	8,280	900	27,390
5 to 7 years..	134,310	121,590	5,910	115,680	104,940	10,740	12,720	112,200	31,470	31,440	28,440	3,000	80,730
8 years.....	76,020	69,000	9,600	59,400	54,000	5,400	7,020	72,690	21,450	21,450	19,560	1,890	51,240
High school: 1 to 3 years..	156,900	138,810	28,140	110,670	102,780	7,890	18,090	192,480	60,480	60,450	55,560	4,890	132,000
4 years.....	169,920	150,630	39,360	111,270	105,570	5,700	19,290	217,470	108,480	109,500	104,160	4,320	107,970
College: 1 to 3 years..	97,320	41,820	6,810	35,010	33,480	1,530	55,500	95,550	37,350	37,050	35,760	1,290	58,200
4 yrs. or more	10,590	6,270	390	5,880	5,640	240	4,320	14,400	9,810	9,780	9,420	360	4,590
School years not reported..	18,570	11,850	2,730	9,120	8,310	810	6,720	14,040	5,520	5,430	5,130	300	8,520
Median school years.....	10.5	10.0	12.0	9.4	9.5	8.5	12.8	11.3	12.1	12.1	12.2	10.5	10.5
22 to 24 years old.....	1,104,750	933,290	59,610	873,680	824,600	49,080	171,460	1,179,690	416,970	414,720	394,140	20,580	762,720
No school years completed..	16,470	11,760	120	11,640	10,740	900	4,710	14,250	1,800	1,800	1,710	90	12,450
Elementary: 1 to 4 years..	97,770	87,390	810	86,580	81,060	5,520	10,380	67,590	17,400	17,340	15,330	2,010	50,190
5 to 7 years..	208,530	185,730	5,400	180,330	167,790	12,540	22,800	185,430	47,760	47,760	43,410	4,350	137,670
8 years.....	123,240	112,080	6,900	105,180	98,220	6,960	11,160	116,130	29,820	29,760	27,240	2,520	86,310
High school: 1 to 3 years..	243,240	222,800	20,070	202,730	191,570	11,160	20,440	291,630	88,200	87,930	82,770	5,160	203,430
4 years.....	201,540	181,320	16,320	165,000	158,460	6,540	20,220	323,790	135,930	134,820	130,380	4,440	187,860
College: 1 to 3 years..	133,200	74,220	6,060	68,160	65,310	2,850	58,980	98,310	46,290	45,720	44,850	870	52,020
4 yrs. or more	53,280	40,800	2,430	38,370	36,870	1,500	12,480	60,000	40,440	40,320	39,510	810	19,560
School years not reported..	27,480	17,190	1,500	15,690	14,580	1,110	10,290	22,560	9,330	9,270	8,940	330	13,230
Median school years.....	10.1	9.8	11.4	9.7	9.7	8.7	12.5	11.0	12.1	12.1	12.2	9.7	10.3

Table 9.—EMPLOYMENT STATUS: PERSONS 14 YEARS OLD AND OVER, BY YEARS OF SCHOOL COMPLETED, AGE, COLOR, AND SEX, FOR THE UNITED STATES, BY REGIONS: 1950—Con.

[Based on 3⅓-percent sample. Percent not shown where less than 0.1 or where base is less than 3,000. Median not shown where less than 1.0 or where base is less than 3,000]

Area, color, age, and years of school completed	Male							Female					
	Total	Labor force					Not in labor force	Total	Labor force				Not in labor force
		Number	Armed forces	Civilian labor force					Number	Civilian labor force			
				Total	Employed	Unemployed				Total	Employed	Unemployed	
SOUTH—TOTAL—Con.													
25 to 29 years old	1,846,260	1,655,940	91,230	1,564,710	1,502,880	61,830	190,320	1,963,980	612,090	609,540	582,810	26,730	1,351,890
No school years completed	30,960	23,280	60	23,220	22,080	1,140	7,680	26,280	4,260	4,260	3,840	420	22,020
Elementary: 1 to 4 years	189,780	168,930	1,170	167,760	158,730	9,030	20,850	137,700	35,010	34,950	31,410	3,540	102,690
5 to 7 years	341,460	310,170	6,060	304,110	287,550	16,560	31,290	348,990	93,510	93,450	87,120	6,330	255,480
8 years	197,490	181,350	8,940	172,410	164,070	8,340	16,140	195,840	51,090	50,940	47,460	3,480	144,750
High school: 1 to 3 years	380,370	356,610	22,830	333,780	321,840	11,940	23,760	447,180	130,320	129,990	123,840	6,150	316,860
4 years	352,740	333,690	31,140	302,550	294,900	7,650	19,050	514,140	175,710	175,050	170,550	4,500	338,430
College: 1 to 3 years	163,800	126,030	11,250	114,780	111,180	3,600	37,770	159,360	60,810	59,940	58,800	1,140	98,550
4 yrs. or more	141,480	125,850	6,990	118,860	116,550	2,310	15,630	97,320	48,660	48,420	47,910	510	48,660
School years not reported	48,180	30,030	2,790	27,240	25,980	1,260	18,150	37,170	12,720	12,540	11,880	660	24,450
Median school years	10.1	10.1	12.2	9.9	10.0	8.4	10.3	10.7	11.7	11.7	11.8	8.8	10.3
30 to 34 years old	1,670,760	1,555,020	66,030	1,488,990	1,444,650	44,340	115,740	1,795,950	566,970	565,110	543,840	21,270	1,228,980
No school years completed	32,100	24,960	90	24,870	23,520	1,350	7,140	41,010	6,300	6,300	5,940	360	34,710
Elementary: 1 to 4 years	186,660	170,430	690	169,740	161,790	7,950	16,230	143,340	41,880	41,790	38,640	3,150	101,460
5 to 7 years	343,410	319,110	3,690	315,420	303,060	12,360	24,300	361,770	105,690	105,660	99,870	5,790	256,080
8 years	194,430	181,740	5,430	176,310	170,340	5,970	12,690	207,960	58,590	58,530	55,950	2,580	149,370
High school: 1 to 3 years	327,330	312,270	13,740	298,530	290,040	8,490	15,060	380,790	118,710	118,530	114,090	4,440	262,080
4 years	303,000	291,960	23,160	268,800	263,640	5,160	11,040	396,960	129,390	129,090	126,030	3,060	267,570
College: 1 to 3 years	118,800	110,250	9,630	100,620	99,000	1,620	8,550	130,740	47,880	47,460	46,530	930	82,860
4 yrs. or more	120,960	116,040	7,680	108,360	107,700	660	4,920	99,240	46,170	45,690	45,270	420	53,070
School years not reported	44,070	28,260	1,920	26,340	25,560	780	15,810	34,140	12,360	12,060	11,520	540	21,780
Median school years	9.5	9.6	12.4	9.5	9.5	8.0	8.2	10.0	10.6	10.6	10.7	8.4	9.7
35 to 44 years old	3,133,620	2,948,550	45,510	2,903,040	2,820,210	82,830	185,070	3,284,910	1,157,880	1,154,520	1,116,540	37,980	2,127,030
No school years completed	82,320	69,540	120	69,420	65,970	3,450	12,780	62,580	14,730	14,700	13,710	990	47,850
Elementary: 1 to 4 years	462,420	428,310	750	427,560	411,090	16,470	34,110	344,760	107,910	107,790	101,460	6,330	236,850
5 to 7 years	738,510	696,180	3,480	692,700	667,920	24,780	42,330	750,930	236,880	236,490	225,150	11,340	514,050
8 years	422,280	401,040	4,590	396,450	384,150	12,300	21,240	446,760	134,010	133,890	128,580	5,310	312,750
High school: 1 to 3 years	551,460	529,800	8,790	521,010	508,410	12,600	21,660	639,120	221,160	220,740	213,330	7,410	417,960
4 years	396,780	383,100	12,210	370,890	364,320	6,570	13,680	535,470	207,240	206,700	203,460	3,240	328,230
College: 1 to 3 years	193,860	186,390	5,640	180,750	177,990	2,760	7,470	252,960	107,160	106,440	104,190	2,250	145,800
4 yrs. or more	197,760	192,750	7,770	184,980	183,540	1,440	5,010	184,950	101,880	101,400	101,010	390	83,070
School years not reported	88,230	61,440	2,160	59,280	56,820	2,460	26,790	67,380	26,910	26,370	25,650	720	40,470
Median school years	8.6	8.6	12.3	8.6	8.6	7.5	7.3	9.0	10.0	10.0	10.1	8.0	8.8
45 to 54 years old	2,371,590	2,161,260	10,500	2,150,760	2,084,910	65,850	210,330	2,457,360	778,530	777,390	751,050	26,340	1,678,830
No school years completed	101,610	85,620	60	85,560	80,610	4,950	15,990	82,410	20,820	20,820	19,440	1,380	61,590
Elementary: 1 to 4 years	437,940	391,890	300	391,590	374,790	16,800	46,050	352,290	103,680	103,650	97,410	6,240	248,610
5 to 7 years	582,570	531,570	930	530,640	512,400	18,240	51,000	614,010	162,540	162,240	154,650	7,590	451,470
8 years	375,030	347,190	1,350	345,840	335,940	9,900	27,840	377,880	100,290	100,230	96,450	3,780	277,590
High school: 1 to 3 years	338,100	316,140	1,140	315,000	307,710	7,290	21,960	396,540	122,880	122,820	119,580	3,240	273,660
4 years	211,320	198,330	1,560	196,770	192,990	3,780	12,990	282,840	106,710	106,590	104,760	1,830	176,130
College: 1 to 3 years	127,080	120,210	1,050	119,160	117,390	1,770	6,870	177,360	73,710	73,470	72,150	1,320	103,650
4 yrs. or more	124,800	119,580	3,150	116,430	115,350	1,080	5,220	117,300	68,010	68,010	67,620	390	49,290
School years not reported	73,140	50,730	960	49,770	47,730	2,040	22,410	56,730	19,890	19,560	18,990	570	36,840
Median school years	8.1	8.1	12.6	8.1	8.2	6.7	6.9	8.4	8.9	8.9	9.0	7.1	8.2
55 to 64 years old	1,659,150	1,351,890	3,000	1,348,890	1,303,920	44,970	307,260	1,702,290	367,440	366,930	355,170	11,760	1,334,850
No school years completed	100,440	74,400	90	74,310	70,260	4,050	26,040	78,180	13,680	13,650	12,900	750	64,500
Elementary: 1 to 4 years	357,000	284,730	270	284,460	271,650	12,810	72,270	302,460	56,310	56,220	53,430	2,790	246,150
5 to 7 years	419,160	344,070	240	343,830	332,400	11,430	75,090	434,670	76,830	76,770	73,620	3,150	357,840
8 years	260,730	216,600	120	216,480	209,730	6,750	44,130	281,100	51,690	51,660	49,950	1,710	229,410
High school: 1 to 3 years	179,070	152,790	240	152,550	148,410	4,140	26,280	230,250	49,260	49,230	47,940	1,290	180,990
4 years	127,860	108,150	30	108,120	105,900	2,220	19,710	165,090	45,480	45,450	44,430	1,020	119,610
College: 1 to 3 years	81,900	70,230	180	70,050	69,000	1,050	11,670	105,060	33,810	33,810	33,450	360	71,250
4 yrs. or more	77,190	68,250	870	67,380	66,510	870	8,940	62,430	29,550	29,490	29,310	180	32,880
School years not reported	55,800	32,670	960	31,710	30,060	1,650	23,130	43,050	10,830	10,650	10,140	510	32,220
Median school years	7.5	7.6	13.5	7.4	7.7	6.3	6.7	8.1	8.6	8.6	8.7	7.0	7.9
65 to 74 years old	1,077,780	554,550	870	553,680	535,050	18,630	523,230	1,191,090	106,080	105,960	102,510	3,450	1,085,010
No school years completed	99,660	42,930	60	42,870	40,590	2,280	56,730	88,530	7,230	7,200	6,750	450	81,300
Elementary: 1 to 4 years	283,530	136,590	90	136,500	131,310	5,190	146,940	255,780	20,790	20,760	19,740	1,020	234,990
5 to 7 years	268,020	139,530	150	139,380	134,610	4,770	128,490	303,840	19,950	19,920	19,290	630	283,890
8 years	159,960	85,350	30	85,320	82,680	2,640	74,610	184,980	13,320	13,320	13,080	240	171,660
High school: 1 to 3 years	86,520	48,900	60	48,840	47,700	1,140	37,620	128,880	12,480	12,480	11,970	510	116,400
4 years	65,130	36,660	...	36,660	35,610	1,050	28,470	105,750	13,020	13,020	12,840	180	92,730
College: 1 to 3 years	38,880	23,070	...	23,070	22,680	390	15,810	57,630	8,820	8,820	8,700	120	48,810
4 yrs. or more	40,530	26,700	...	26,700	26,400	300	13,830	33,990	7,620	7,620	7,530	90	26,370
School years not reported	35,550	14,820	480	14,340	13,470	870	20,730	31,710	2,850	2,820	2,610	210	28,860
Median school years	6.5	6.9	...	6.9	7.0	5.9	6.1	7.3	8.3	8.3	8.3	5.7	7.2
75 years old and over	456,000	94,440	90	94,350	92,550	1,800	361,560	527,520	13,170	13,080	12,690	390	514,350
No school years completed	58,770	10,080	...	10,080	9,780	300	48,690	52,770	1,230	1,230	1,200	30	51,540
Elementary: 1 to 4 years	123,300	23,160	...	23,160	22,500	660	100,140	116,250	2,010	1,980	1,950	30	114,240
5 to 7 years	106,290	21,870	...	21,870	21,660	210	84,420	128,730	2,820	2,760	2,610	150	125,910
8 years	64,590	13,050	...	13,050	12,870	180	51,540	82,380	1,650	1,650	1,560	90	80,730
High school: 1 to 3 years	28,200	7,530	30	7,500	7,380	120	20,670	45,960	1,260	1,260	1,260	...	44,700
4 years	24,720	5,730	...	5,730	5,670	60	18,990	44,790	1,350	1,350	1,320	30	43,440
College: 1 to 3 years	15,870	4,950	...	4,950	4,830	120	10,920	23,580	990	990	990	...	22,590
4 yrs. or more	15,450	5,220	...	5,220	5,220	...	10,230	13,470	1,110	1,110	1,080	30	12,360
School years not reported	18,810	2,850	60	2,790	2,640	150	15,960	19,590	750	750	720	30	18,840
Median school years	6.0	6.7	...	6.7	6.8	...	5.9	7.0	8.1	8.1	8.1	...	7.0

Table 9.—EMPLOYMENT STATUS: PERSONS 14 YEARS OLD AND OVER, BY YEARS OF SCHOOL COMPLETED, AGE, COLOR, AND SEX, FOR THE UNITED STATES, BY REGIONS: 1950—Con.

[Based on 3⅓-percent sample. Percent not shown where less than 0.1 or where base is less than 3,000. Median not shown where less than 1.0 or where base is less than 3,000]

Area, color, age and years of school completed	Male							Female					
	Total	Labor force					Not in labor force	Total	Labor force				Not in labor force
		Number	Armed forces	Civilian labor force					Number	Civilian labor force			
				Total	Employed	Unemployed				Total	Employed	Unemployed	
SOUTH—NONWHITE													
Total, 14 yrs. and over	3,323,160	2,567,460	35,460	2,532,000	2,394,240	137,760	755,700	3,650,850	1,312,560	1,309,920	1,224,810	85,110	2,338,290
Total, 14 to 24 yrs. old	926,040	580,140	20,220	559,920	517,650	42,270	345,900	1,008,000	270,360	269,550	241,230	28,320	737,640
Total, 25 yrs. and over	2,397,120	1,987,320	15,240	1,972,080	1,876,590	95,490	409,800	2,642,850	1,042,200	1,040,370	983,580	56,790	1,600,650
No school years completed	234,360	159,840	150	159,690	151,200	8,490	74,520	183,480	43,230	43,170	40,500	2,670	140,250
Elementary: 1 to 4 years	861,000	714,660	840	713,820	679,650	34,170	146,340	745,140	249,630	249,390	233,490	15,900	495,510
5 to 7 years	663,450	582,330	2,730	579,600	551,520	28,080	81,120	846,120	334,500	334,140	315,000	19,140	511,620
8 years	187,890	162,630	1,980	160,650	152,730	7,920	25,260	297,820	109,380	109,320	103,260	6,060	148,440
High school: 1 to 3 years	198,690	173,820	4,200	169,620	160,080	9,540	24,870	296,010	134,580	134,370	126,180	8,190	161,430
4 years	91,290	78,900	2,670	76,230	72,840	3,390	12,390	133,440	65,550	65,430	62,910	2,520	67,890
College: 1 to 3 years	43,950	33,660	810	32,850	31,440	1,410	10,290	64,830	38,040	37,920	36,840	1,080	26,790
4 yrs. or more	39,390	35,190	360	34,830	34,290	540	4,200	58,290	44,340	44,190	43,830	360	13,950
School years not reported	77,100	46,290	1,500	44,790	42,840	1,950	30,810	57,720	22,950	22,440	21,570	870	34,770
Median school years	5.3	5.5	9.8	5.5	5.5	5.4	4.1	6.3	6.9	6.9	7.0	6.5	5.9
Percent	100.0	100.0	100.0	100.0	100.0	100.0	100.0	100.0	100.0	100.0	100.0	100.0	100.0
No school years completed	9.8	8.0	1.0	8.1	8.1	8.9	18.2	6.9	4.1	4.1	4.1	4.7	8.8
Elementary: 1 to 4 years	35.9	36.0	5.5	36.2	36.2	35.8	35.7	28.2	24.0	24.0	23.7	28.0	31.0
5 to 7 years	27.7	29.3	17.9	29.4	29.4	29.4	19.8	32.0	32.1	32.1	32.0	33.7	32.0
8 years	7.8	8.2	13.0	8.1	8.1	8.3	6.2	9.8	10.5	10.5	10.5	10.7	9.3
High school: 1 to 3 years	8.3	8.7	27.6	8.6	8.5	10.0	6.1	11.2	12.9	12.9	12.8	14.4	10.1
4 years	3.8	4.0	17.5	3.9	3.9	3.6	3.0	5.0	6.3	6.3	6.4	4.4	4.2
College: 1 to 3 years	1.8	1.7	5.3	1.7	1.7	1.5	2.5	2.5	3.6	3.6	3.7	1.9	1.7
4 yrs. or more	1.6	1.8	2.4	1.8	1.8	0.6	1.0	2.2	4.3	4.2	4.5	0.6	0.9
School years not reported	3.2	2.3	9.8	2.3	2.3	2.0	7.5	2.2	2.2	2.2	2.2	1.5	2.2
14 and 15 years old	191,580	48,300	120	48,180	46,260	1,920	143,280	191,550	16,350	16,320	15,450	870	175,200
No school years completed	3,090	1,110	...	1,110	1,080	30	1,980	2,370	210	210	210	...	2,160
Elementary: 1 to 4 years	50,280	18,750	...	18,750	18,270	480	31,530	25,980	3,630	3,630	3,450	180	22,350
5 to 7 years	96,900	20,880	...	20,880	20,010	870	76,020	96,360	7,770	7,740	7,500	240	88,590
8 years	25,500	4,590	...	4,590	4,290	300	20,910	37,920	2,580	2,580	2,430	150	35,340
High school: 1 to 3 years	13,620	2,310	...	2,310	2,100	210	11,310	26,760	1,860	1,860	1,560	300	24,900
4 years	210	60	...	60	60	...	150	180	...	...	...	...	180
School years not reported	1,980	600	120	480	450	30	1,380	1,980	300	300	300	...	1,680
Median school years	6.3	5.6	...	5.6	5.5	...	6.5	7.1	6.6	6.6	6.6	...	7.1
16 and 17 years old	185,670	94,500	840	93,660	86,790	6,870	91,170	189,390	35,220	35,130	30,450	4,680	154,170
No school years completed	2,880	1,470	...	1,470	1,320	150	1,410	1,710	270	270	240	30	1,440
Elementary: 1 to 4 years	34,650	25,620	30	25,590	24,300	1,290	9,030	15,030	4,020	3,990	3,600	390	11,010
5 to 7 years	66,720	38,220	...	38,220	35,550	2,670	28,500	53,130	13,170	13,140	11,550	1,590	39,960
8 years	27,630	11,550	...	11,550	10,800	750	16,080	31,530	6,150	6,150	5,310	840	25,380
High school: 1 to 3 years	48,750	15,330	480	14,850	13,080	1,770	33,420	79,020	10,020	10,020	8,580	1,440	69,000
4 years	2,490	1,110	90	1,020	900	120	1,380	5,730	1,170	1,170	810	360	4,560
College: 1 to 3 years	510	90	30	60	30	30	420	900	60	60	60	...	840
School years not reported	2,040	1,110	210	900	810	90	930	2,340	360	330	300	30	1,980
Median school years	7.4	6.5	...	6.5	6.5	7.2	8.4	8.8	8.0	8.0	7.9	8.4	8.9
18 and 19 years old	170,610	125,370	5,520	119,850	109,140	10,710	45,240	185,910	55,770	55,560	48,990	6,570	130,140
No school years completed	2,850	1,650	...	1,650	1,470	180	1,200	1,920	480	480	450	30	1,440
Elementary: 1 to 4 years	31,380	27,450	30	27,420	25,560	1,860	3,930	14,490	4,230	4,230	3,900	330	10,260
5 to 7 years	51,630	43,860	210	43,650	40,230	3,420	7,770	45,510	14,640	14,610	12,780	1,830	30,870
8 years	19,140	14,970	420	14,550	12,810	1,740	4,170	22,590	7,290	7,290	6,360	930	15,300
High school: 1 to 3 years	46,110	26,910	2,820	24,090	21,660	2,430	19,200	66,300	17,760	17,700	15,570	2,130	48,540
4 years	13,230	8,610	1,740	6,870	5,910	960	4,620	23,070	8,850	8,760	7,680	1,080	14,220
College: 1 to 3 years	3,600	690	120	570	540	30	2,910	8,820	1,530	1,530	1,440	90	7,290
4 yrs. or more	60	30	...	30	30	...	30	270	90	90	60	30	180
School years not reported	2,610	1,200	180	1,020	930	90	1,410	2,940	900	870	750	120	2,040
Median school years	7.9	7.3	11.1	7.1	7.0	7.9	9.8	9.3	9.1	9.1	9.1	9.1	9.4
20 and 21 years old	150,180	124,050	7,260	116,790	107,790	9,000	26,130	176,550	62,010	61,830	55,080	6,750	114,540
No school years completed	3,840	2,310	...	2,310	2,190	120	1,530	3,060	660	660	630	30	2,400
Elementary: 1 to 4 years	27,390	24,780	60	24,720	23,220	1,500	2,610	17,220	5,370	5,370	4,920	450	11,850
5 to 7 years	45,420	40,950	240	40,710	37,530	3,180	4,470	44,370	16,260	16,230	14,820	1,410	28,110
8 years	15,480	13,260	630	12,630	11,640	990	2,220	21,090	7,440	7,440	6,480	960	13,650
High school: 1 to 3 years	31,410	25,260	3,000	22,260	20,160	2,100	6,150	47,790	16,260	16,260	14,070	2,190	31,530
4 years	15,270	12,300	2,550	9,750	9,120	630	2,970	25,410	10,350	10,260	9,150	1,110	15,060
College: 1 to 3 years	7,050	2,400	240	2,160	1,920	240	4,650	12,840	3,420	3,420	3,000	420	9,420
4 yrs. or more	690	450	60	390	390	...	240	1,740	1,260	1,260	1,140	120	480
School years not reported	3,630	2,340	480	1,860	1,620	240	1,290	3,030	990	930	870	60	2,040
Median school years	7.8	7.5	11.5	7.2	7.2	7.6	9.8	9.1	9.1	9.1	9.1	9.7	9.0
22 to 24 years old	228,000	187,920	6,480	181,440	167,670	13,770	40,080	264,600	101,010	100,710	91,260	9,450	163,590
No school years completed	6,690	5,010	...	5,010	4,680	330	1,680	4,260	900	900	870	30	3,360
Elementary: 1 to 4 years	46,980	42,570	240	42,330	39,600	2,730	4,410	32,880	11,070	11,010	9,510	1,500	21,810
5 to 7 years	69,750	61,110	630	60,480	56,520	3,960	8,640	75,360	25,890	25,890	23,340	2,550	49,470
8 years	25,080	21,540	930	20,610	18,570	2,040	3,540	30,570	11,100	11,070	10,110	960	19,470
High school: 1 to 3 years	41,490	33,690	2,460	31,230	28,530	2,700	7,800	61,980	22,920	22,860	20,100	2,760	39,060
4 years	17,730	14,100	1,380	12,720	11,610	1,110	3,630	33,990	15,330	15,270	14,220	1,050	18,660
College: 1 to 3 years	11,400	4,170	540	3,630	3,330	300	7,230	13,110	5,850	5,790	5,520	270	7,260
4 yrs. or more	2,610	1,980	90	1,890	1,710	180	630	7,860	6,000	6,000	5,730	270	1,860
School years not reported	6,270	3,750	210	3,540	3,120	420	2,520	4,590	1,950	1,920	1,860	60	2,640
Median school years	7.5	7.2	10.6	7.1	7.0	7.7	9.2	8.6	9.1	9.1	9.1	8.6	8.3

Table 9.—EMPLOYMENT STATUS: PERSONS 14 YEARS OLD AND OVER, BY YEARS OF SCHOOL COMPLETED, AGE, COLOR, AND SEX, FOR THE UNITED STATES, BY REGIONS: 1950—Con.

[Based on 8⅓-percent sample. Percent not shown where less than 0.1 or where base is less than 3,000. Median not shown where less than 1.0 or where base is less than 3,000]

Area, color, age, and years of school completed	Male							Female					
	Total	Labor force					Not in labor force	Total	Labor force				Not in labor force
		Number	Armed forces	Civilian labor force					Number	Civilian labor force			
				Total	Employed	Unemployed				Total	Employed	Unemployed	
SOUTH--NONWHITE--Con.													
25 to 29 years old	356,430	303,990	7,440	296,550	279,300	17,250	52,440	418,920	173,220	172,800	159,750	13,050	245,700
No school years completed	12,180	9,690	...	9,690	9,480	210	2,490	8,940	2,490	2,490	2,220	270	6,450
Elementary: 1 to 4 years	87,570	78,750	180	78,570	74,340	4,230	8,820	66,810	24,030	24,000	21,360	2,640	42,780
5 to 7 years	110,100	97,260	1,320	95,940	90,540	5,400	12,840	133,170	50,580	50,550	46,710	3,840	82,590
8 years	35,760	30,510	1,110	29,400	27,060	2,340	5,250	45,540	18,750	18,720	17,130	1,590	26,790
High school: 1 to 3 years	55,590	47,550	2,340	45,210	42,150	3,060	8,040	84,150	34,710	34,620	31,710	2,910	49,440
4 years	25,080	21,300	1,530	19,770	18,390	1,380	3,780	43,050	20,940	20,910	19,740	1,170	22,110
College: 1 to 3 years	12,060	7,230	360	6,870	6,480	390	4,830	15,900	8,190	8,100	7,860	240	7,710
4 yrs. or more	7,020	5,610	120	5,490	5,430	60	1,410	12,480	9,600	9,540	9,360	180	2,880
School years not reported	11,070	6,090	480	5,610	5,430	180	4,980	8,880	3,930	3,870	3,660	210	4,950
Median school years	7.0	6.9	10.1	6.8	6.8	7.3	7.9	7.9	8.4	8.4	8.5	7.7	7.6
30 to 34 years old	312,810	278,610	3,660	274,950	261,720	13,230	34,200	363,870	168,300	167,970	158,280	9,690	195,570
No school years completed	13,650	11,190	...	11,190	10,590	600	2,460	7,710	2,220	2,220	2,130	90	5,490
Elementary: 1 to 4 years	87,450	79,980	180	79,800	76,080	3,720	7,470	68,700	28,530	28,470	26,250	2,220	40,170
5 to 7 years	99,300	90,510	600	89,910	85,380	4,530	8,790	127,950	54,210	54,180	50,670	3,510	73,740
8 years	29,310	26,340	510	25,830	24,930	900	2,970	43,140	20,130	20,130	19,050	1,080	23,010
High school: 1 to 3 years	38,940	35,490	990	34,500	32,430	2,070	3,450	59,010	29,580	29,550	27,600	1,950	29,430
4 years	19,920	17,340	720	16,620	15,930	690	2,580	27,000	14,250	14,250	13,860	390	12,750
College: 1 to 3 years	7,530	5,730	210	5,520	5,190	330	1,800	11,550	7,170	7,140	6,870	270	4,380
4 yrs. or more	6,600	6,180	210	5,970	5,820	150	420	11,490	9,060	9,000	8,910	90	2,430
School years not reported	10,110	5,850	240	5,610	5,370	240	4,260	7,320	3,150	3,030	2,940	90	4,170
Median school years	6.5	6.5	10.3	6.5	6.5	6.4	6.7	7.4	7.9	7.9	7.9	7.1	7.0
35 to 44 years old	630,060	579,390	2,910	576,480	551,280	25,200	50,670	710,280	339,810	339,300	322,590	16,710	370,470
No school years completed	37,860	32,910	30	32,880	31,680	1,200	4,950	25,320	9,240	9,240	8,790	450	16,080
Elementary: 1 to 4 years	218,280	203,220	240	202,980	194,430	8,550	15,060	177,420	75,180	75,150	70,650	4,500	102,240
5 to 7 years	196,860	184,620	600	184,020	175,560	8,460	12,240	257,970	118,770	118,590	112,140	6,450	139,200
8 years	54,720	50,880	300	50,580	48,300	2,280	3,840	80,610	38,460	38,430	36,540	1,890	42,150
High school: 1 to 3 years	55,590	50,880	810	50,070	47,190	2,880	4,710	84,840	43,770	43,710	41,520	2,190	41,070
4 years	24,630	23,070	390	22,680	21,840	840	1,560	33,690	18,930	18,870	18,360	510	14,760
College: 1 to 3 years	10,680	9,630	210	9,420	9,060	360	1,050	18,330	12,930	12,930	12,570	360	5,400
4 yrs. or more	11,730	11,250	...	11,250	11,130	120	480	18,300	15,120	15,090	15,030	60	3,180
School years not reported	19,710	12,930	330	12,600	12,090	510	6,780	13,800	7,410	7,290	6,990	300	6,390
Median school years	5.7	5.8	...	5.8	5.7	5.9	5.5	6.7	7.1	7.1	7.1	6.5	6.4
45 to 54 years old	484,650	435,630	660	434,970	415,200	19,770	49,020	522,120	230,280	230,040	218,640	11,400	291,840
No school years completed	49,950	42,930	...	42,930	40,380	2,550	7,020	37,350	14,400	14,400	13,350	1,050	22,950
Elementary: 1 to 4 years	196,080	177,330	150	177,180	168,780	8,400	18,750	172,440	70,650	70,620	66,570	4,050	101,790
5 to 7 years	135,480	124,230	150	124,080	118,710	5,370	11,250	174,270	74,910	74,820	71,160	3,660	99,360
8 years	35,580	32,790	30	32,760	31,290	1,470	2,790	48,210	22,770	22,770	21,660	1,110	25,440
High school: 1 to 3 years	26,490	24,360	60	24,300	23,370	930	2,130	40,650	19,500	19,500	18,690	810	21,150
4 years	11,280	10,230	30	10,200	9,870	330	1,050	16,590	8,310	8,310	7,950	360	8,280
College: 1 to 3 years	6,570	5,940	30	5,910	5,790	120	630	10,530	6,720	6,720	6,540	180	3,810
4 yrs. or more	6,960	6,570	30	6,540	6,420	120	390	9,870	7,590	7,590	7,560	30	2,280
School years not reported	16,260	11,250	180	11,070	10,590	480	5,010	12,210	5,430	5,310	5,160	150	6,780
Median school years	4.8	4.8	...	4.8	4.8	4.4	4.2	5.8	6.1	6.1	6.1	5.4	5.5
55 to 64 years old	303,150	247,920	270	247,650	234,960	12,690	55,230	296,430	94,950	94,740	90,510	4,230	201,480
No school years completed	43,500	33,870	90	33,780	31,620	2,160	9,630	31,320	8,820	8,790	8,310	480	22,500
Elementary: 1 to 4 years	133,020	109,890	30	109,860	103,830	6,030	23,130	117,450	35,670	35,610	33,960	1,650	81,780
5 to 7 years	71,880	60,090	60	60,030	57,240	2,790	11,790	84,840	27,540	27,540	26,280	1,260	57,300
8 years	18,330	15,450	...	15,450	14,850	600	2,880	23,490	7,740	7,740	7,380	360	15,750
High school: 1 to 3 years	12,570	10,860	...	10,860	10,470	390	1,710	15,990	5,430	5,400	5,130	270	10,560
4 years	5,610	4,500	...	4,500	4,380	120	1,110	6,900	2,520	2,490	2,430	60	4,380
College: 1 to 3 years	4,020	3,480	...	3,480	3,270	210	540	5,430	2,580	2,580	2,550	30	2,850
4 yrs. or more	4,050	3,600	...	3,600	3,540	60	450	3,810	2,310	2,310	2,310	...	1,500
School years not reported	10,170	6,180	90	6,090	5,760	330	3,990	7,200	2,340	2,280	2,160	120	4,860
Median school years	4.1	4.2	...	4.2	4.2	3.7	3.8	4.9	5.2	5.2	5.2	4.8	4.7
65 to 74 years old	221,700	120,600	240	120,360	113,700	6,660	101,100	240,750	32,310	32,250	30,660	1,590	208,440
No school years completed	47,790	23,280	30	23,250	21,630	1,620	24,510	45,810	5,280	5,250	4,920	330	40,530
Elementary: 1 to 4 years	102,090	56,790	60	56,730	53,850	2,880	45,300	103,920	14,310	14,310	13,470	840	89,610
5 to 7 years	38,910	22,410	...	22,410	20,970	1,440	16,500	54,300	7,680	7,680	7,380	300	46,620
8 years	10,530	5,790	30	5,760	5,430	330	4,740	12,780	1,440	1,440	1,410	30	11,340
High school: 1 to 3 years	7,380	3,990	...	3,990	3,810	180	3,390	9,330	1,500	1,500	1,440	60	7,830
4 years	3,660	2,100	...	2,100	2,070	30	1,560	4,950	570	570	540	30	4,380
College: 1 to 3 years	2,040	1,320	...	1,320	1,320	...	720	2,190	390	390	390	...	1,800
4 yrs. or more	2,370	1,710	...	1,710	1,680	30	660	1,800	570	570	570	...	1,230
School years not reported	6,930	3,210	120	3,090	2,940	150	3,720	5,670	570	540	540	...	5,100
Median school years	3.3	3.5	...	3.5	3.5	3.3	3.1	3.8	4.0	4.0	4.0	...	3.7
75 years old and over	88,320	21,180	60	21,120	20,430	690	67,140	90,480	3,330	3,270	3,150	120	87,150
No school years completed	29,430	5,970	...	5,970	5,820	150	23,460	27,030	780	780	780	...	26,250
Elementary: 1 to 4 years	36,510	8,700	...	8,700	8,340	360	27,810	38,400	1,260	1,230	1,230	...	37,140
5 to 7 years	10,920	3,210	...	3,210	3,120	90	7,710	13,620	810	780	660	120	12,810
8 years	3,660	870	...	870	870	...	2,790	4,050	90	90	90	...	3,960
High school: 1 to 3 years	2,130	690	...	690	660	30	1,440	2,040	90	90	90	...	1,950
4 years	1,110	360	...	360	360	...	750	1,260	30	30	30	...	1,230
College: 1 to 3 years	1,050	330	...	330	330	...	720	900	60	60	60	...	840
4 yrs. or more	660	270	...	270	270	...	390	540	90	90	90	...	450
School years not reported	2,850	780	60	720	660	60	2,070	2,640	120	120	120	...	2,520
Median school years	2.5	2.9	...	2.9	2.9	...	2.3	2.8	3.6	3.6	3.4	...	2.8

Table 10.—LABOR FORCE STATUS: FEMALES 14 YEARS OLD AND OVER, BY YEARS OF SCHOOL COMPLETED, MARITAL STATUS, AGE, AND COLOR, FOR THE UNITED STATES, BY REGIONS: 1950

[Based on 3⅓-percent sample. Percent not shown where less than 0.1 or where base is less than 3,000. Median not shown where less than 1.0 or where base is less than 3,000]

Area, age, and years of school completed	Total						Nonwhite					
	Married, husband present			Other marital status			Married, husband present			Other marital status		
	Total	Labor force		Total	Labor force		Total	Labor force		Total	Labor force	
		Number	Percent of total		Number	Percent of total		Number	Percent of total		Number	Percent of total
UNITED STATES--FEMALE												
Total, 14 years old and over...	35,599,350	7,685,670	21.6	21,494,340	8,869,590	41.3	2,894,940	919,770	31.8	2,797,890	1,190,250	42.5
Total, 14 to 24 years old.....	4,431,660	1,099,350	24.8	7,804,920	2,863,740	36.7	472,200	112,170	23.8	1,017,540	308,340	30.3
Total, 25 years old and over.....	31,167,690	6,586,320	21.1	13,689,420	6,005,850	43.9	2,422,740	807,600	33.3	1,780,350	881,910	49.5
No school years completed.....	558,360	65,550	11.7	532,890	81,420	15.3	94,830	20,760	21.9	139,440	33,150	23.8
Elementary: 1 to 4 years.....	1,958,790	319,110	16.3	1,366,950	351,120	25.7	494,100	135,930	27.5	445,110	175,560	39.4
5 to 7 years.....	4,616,400	838,380	18.2	2,330,340	751,710	32.3	728,040	231,870	31.8	479,730	247,920	51.7
8 years.....	6,095,700	1,129,200	18.5	2,781,120	978,390	35.2	308,010	105,780	34.3	202,020	112,200	55.5
High school: 1 to 3 years.....	5,940,780	1,293,150	21.8	1,902,180	968,520	50.9	379,530	133,140	35.1	223,200	134,010	60.0
4 years.....	7,658,910	1,747,110	22.8	2,455,230	1,524,660	62.1	234,810	90,540	38.6	135,660	89,400	65.9
College: 1 to 3 years.....	2,428,020	623,910	25.7	930,300	587,130	63.1	79,470	35,760	45.0	48,120	33,330	69.3
4 years or more.....	1,430,880	449,610	31.4	832,650	620,460	74.5	56,280	35,820	63.6	40,650	32,430	79.8
School years not reported.....	479,850	120,300	25.1	557,760	142,440	25.5	47,670	18,000	37.8	66,420	23,910	36.0
Median school years completed.....	10.1	11.0	...	8.8	11.4	...	7.5	8.1	...	6.7	7.7	...
14 to 17 years old.....	193,770	23,190	12.0	3,968,580	453,300	11.4	31,740	4,650	14.7	498,660	58,530	11.7
No school years completed.....	1,290	30	...	32,850	2,970	9.0	330	30	...	6,600	1,110	16.8
Elementary: 1 to 4 years.....	9,450	780	8.3	114,060	15,960	14.0	3,570	540	15.1	41,280	7,380	17.9
5 to 7 years.....	39,990	3,600	9.0	773,970	60,540	7.8	10,890	1,770	16.3	171,540	20,760	12.1
8 years.....	39,150	3,720	9.5	884,550	75,000	8.5	5,790	660	11.4	94,500	9,900	10.5
High school: 1 to 3 years.....	91,050	12,090	13.3	1,988,460	253,410	12.7	9,630	1,380	14.3	165,720	16,380	9.9
4 years.....	8,430	2,130	25.3	107,040	36,390	34.0	750	120	...	9,750	1,980	20.3
College: 1 to 3 years.....	330	60	...	7,170	1,260	17.6	90	...	...	1,170	60	...
School years not reported.....	4,080	780	19.1	60,480	7,770	12.8	690	150	...	8,100	960	11.9
Median school years completed.....	9.2	9.8	...	9.2	9.8	...	8.1	7.8	...	8.3	7.9	...
18 and 19 years old.....	612,570	132,930	21.7	1,595,730	833,220	52.2	76,680	13,290	17.3	185,220	68,640	37.1
No school years completed.....	3,510	510	14.5	10,440	2,160	20.7	990	300	...	2,340	600	...
Elementary: 1 to 4 years.....	18,150	2,220	12.2	30,420	11,340	37.3	6,240	780	12.5	10,110	3,960	39.2
5 to 7 years.....	67,830	8,130	12.0	83,760	36,210	43.2	19,950	3,570	17.9	30,960	12,720	41.1
8 years.....	76,950	11,250	14.6	93,840	49,590	52.8	11,280	1,860	16.5	17,940	7,560	42.1
High school: 1 to 3 years.....	239,160	43,260	18.1	455,880	186,060	40.8	27,480	4,650	16.9	70,140	22,230	31.7
4 years.....	183,090	60,690	33.1	702,240	472,980	67.4	8,670	1,680	19.4	37,170	17,550	47.2
College: 1 to 3 years.....	13,440	4,350	32.4	187,440	60,870	32.5	840	150	...	12,300	2,640	21.5
4 years or more.....	900	360	...	3,690	2,070	56.1	60	...	...	330	150	...
School years not reported.....	9,540	2,160	22.6	28,020	11,940	42.6	1,170	300	...	3,930	1,230	31.3
Median school years completed.....	10.7	12.0	...	12.2	12.3	...	8.9	9.0	...	10.3	10.2	...
20 and 21 years old.....	1,152,120	302,070	26.2	1,125,030	746,610	66.4	122,580	27,600	22.5	147,480	73,710	50.0
No school years completed.....	6,660	720	10.8	10,350	2,040	19.7	2,010	300	...	2,640	720	...
Elementary: 1 to 4 years.....	28,170	4,500	16.0	25,170	10,650	42.3	10,080	2,040	20.2	10,020	4,290	42.8
5 to 7 years.....	101,850	15,720	15.4	63,720	33,210	52.1	27,990	6,270	22.4	24,960	13,110	52.5
8 years.....	121,320	22,950	18.9	69,300	43,110	62.2	16,110	3,510	21.8	15,180	8,040	53.0
High school: 1 to 3 years.....	330,510	68,310	20.7	175,140	116,580	66.6	38,850	8,340	21.5	37,410	17,730	47.4
4 years.....	451,050	147,660	32.7	462,600	392,520	84.9	20,490	5,250	25.6	34,260	21,240	62.0
College: 1 to 3 years.....	81,600	30,450	37.3	262,590	116,070	44.2	4,290	1,140	26.6	17,040	5,580	32.7
4 years or more.....	12,180	6,300	51.7	32,070	20,610	64.3	510	210	...	2,250	1,440	...
School years not reported.....	18,780	5,460	29.1	24,090	11,820	49.1	2,250	540	...	3,720	1,560	41.9
Median school years completed.....	11.8	12.2	...	12.4	12.4	...	9.3	9.5	...	10.5	10.7	...
22 to 24 years old.....	2,473,200	641,160	25.9	1,115,580	830,610	74.5	241,200	66,630	27.6	186,180	107,460	57.7
No school years completed.....	14,220	1,650	11.6	12,990	2,670	20.6	3,240	600	18.5	3,420	900	26.3
Elementary: 1 to 4 years.....	62,940	11,640	18.5	34,380	16,350	47.6	22,260	5,490	24.7	16,140	8,010	49.6
5 to 7 years.....	195,870	34,740	17.7	82,650	42,240	51.1	58,230	14,790	25.4	36,000	18,660	51.8
8 years.....	238,020	43,920	18.5	84,270	54,450	64.6	29,100	7,830	26.9	19,350	11,070	57.2
High school: 1 to 3 years.....	622,800	131,010	21.0	198,540	139,080	70.1	64,980	16,200	24.9	46,500	26,400	56.8
4 years.....	986,430	284,040	28.8	408,570	351,210	86.0	44,760	14,040	31.4	36,510	24,420	66.9
College: 1 to 3 years.....	212,610	70,770	33.3	145,620	108,330	74.4	10,410	3,780	36.3	14,250	8,550	60.0
4 years or more.....	102,990	51,570	50.1	117,690	101,070	85.9	4,050	2,340	57.8	8,610	7,080	82.2
School years not reported.....	37,320	11,820	31.7	30,870	15,210	49.3	4,170	1,560	37.4	5,400	2,370	43.9
Median school years completed.....	12.1	12.3	...	12.3	12.4	...	9.3	9.7	...	10.0	10.6	...
25 to 29 years old.....	4,968,030	1,094,550	22.0	1,316,130	953,220	72.4	453,990	145,500	32.0	248,220	152,520	61.4
No school years completed.....	29,010	4,230	14.6	19,200	4,080	21.3	7,140	1,800	25.2	4,950	1,830	37.0
Elementary: 1 to 4 years.....	142,080	26,250	18.5	54,000	26,340	48.8	51,810	14,040	27.1	27,000	14,580	54.0
5 to 7 years.....	424,770	81,900	19.3	125,070	68,190	54.5	116,790	34,080	29.2	57,060	33,480	58.7
8 years.....	514,170	98,220	19.1	122,580	76,650	62.5	52,860	16,530	31.3	28,650	17,250	60.2
High school: 1 to 3 years.....	1,114,500	232,320	20.8	234,960	159,210	67.8	106,650	33,570	31.5	56,520	33,690	59.6
4 years.....	1,967,970	443,430	22.5	465,180	386,100	83.0	76,020	26,850	35.3	42,150	29,970	71.1
College: 1 to 3 years.....	455,760	111,450	24.5	134,640	110,220	81.9	21,090	8,190	38.8	12,900	9,270	71.9
4 years or more.....	249,360	78,120	31.3	116,190	103,290	88.9	12,360	6,900	55.8	10,170	8,700	85.5
School years not reported.....	70,410	18,630	26.5	44,310	19,140	43.2	9,270	3,540	38.2	8,820	3,750	42.5
Median school years completed.....	12.1	12.2	...	12.2	12.3	...	8.9	9.4	...	9.1	9.6	...
30 to 34 years old.....	4,837,500	1,083,330	22.4	1,050,240	737,220	70.2	417,450	157,890	37.8	194,700	126,510	65.0
No school years completed.....	36,120	4,980	13.8	25,920	5,130	19.8	6,900	1,680	24.3	4,320	1,740	40.3
Elementary: 1 to 4 years.....	157,950	34,620	21.9	51,750	27,360	52.9	58,020	19,290	33.2	25,860	15,750	60.9
5 to 7 years.....	504,000	113,760	22.6	124,080	67,740	54.6	121,230	42,240	34.8	52,800	32,400	61.4
8 years.....	659,640	145,500	22.1	128,490	83,790	65.2	56,790	22,500	39.6	24,090	15,600	64.8
High school: 1 to 3 years.....	1,080,570	246,420	22.8	193,800	134,670	69.5	82,290	30,390	36.9	40,800	27,300	66.9
4 years.....	1,665,600	354,030	21.3	311,670	253,200	81.2	54,720	22,170	40.5	25,440	18,840	74.1
College: 1 to 3 years.....	403,410	94,680	23.5	87,540	73,650	84.1	16,860	8,160	48.4	6,900	5,610	81.3
4 years or more.....	262,440	70,620	26.9	86,310	75,720	87.7	12,330	8,370	67.9	6,750	5,820	86.2
School years not reported.....	67,770	18,720	27.6	40,680	15,960	39.2	8,310	3,090	37.2	7,740	3,450	44.6
Median school years completed.....	11.9	11.8	...	11.7	12.2	...	8.3	8.6	...	8.4	8.7	...

Table 10.—LABOR FORCE STATUS: FEMALES 14 YEARS OLD AND OVER, BY YEARS OF SCHOOL COMPLETED, MARITAL STATUS, AGE, AND COLOR, FOR THE UNITED STATES, BY REGIONS: 1950—Con.

[Based on 3⅓-percent sample. Percent not shown where less than 0.1 or where base is less than 3,000. Median not shown where less than 1.0 or where base is less than 3,000]

Area, age, and years of school completed	Total						Nonwhite					
	Married, husband present			Other marital status			Married, husband present			Other marital status		
	Total	Labor force		Total	Labor force		Total	Labor force		Total	Labor force	
		Number	Percent of total		Number	Percent of total		Number	Percent of total		Number	Percent of total
UNITED STATES--FEMALE--Con.												
35 to 44 years old	8,714,070	2,304,690	26.4	2,133,210	1,493,970	70.0	748,680	289,440	38.7	396,330	265,440	67.0
No school years completed	73,530	13,170	17.9	39,630	12,030	30.4	20,010	5,610	28.0	13,740	6,300	45.9
Elementary: 1 to 4 years	407,790	97,380	23.9	143,670	76,950	53.6	141,660	46,740	33.0	77,130	47,430	61.5
5 to 7 years	1,230,360	305,730	24.8	312,480	185,400	59.3	245,190	89,190	36.4	120,210	80,430	66.9
8 years	1,624,620	403,320	24.8	339,900	225,390	66.3	103,770	39,270	37.8	56,340	39,540	70.2
High school: 1 to 3 years	1,845,660	483,240	26.2	366,960	261,150	71.2	117,120	47,580	40.6	60,540	42,000	69.4
4 years	2,162,580	577,260	26.7	475,560	380,520	80.0	64,560	29,040	45.0	31,680	23,760	75.0
College: 1 to 3 years	769,560	223,140	29.0	177,570	146,670	82.6	23,970	12,630	52.7	11,490	9,690	84.3
4 years or more	469,590	161,220	34.3	190,470	171,120	89.8	18,210	13,140	72.2	10,740	9,360	87.2
School years not reported	130,380	40,230	30.9	86,970	34,740	39.9	14,190	6,240	44.0	14,460	6,930	47.9
Median school years completed	10.6	10.9	...	10.5	11.6	...	7.5	8.0	...	7.5	7.8	...
45 to 54 years old	6,394,050	1,470,510	23.0	2,294,340	1,388,310	60.5	476,100	156,270	32.8	346,620	202,020	58.3
No school years completed	125,670	21,750	17.3	66,750	21,900	32.8	25,050	6,990	27.9	22,260	10,380	46.6
Elementary: 1 to 4 years	499,290	99,960	20.0	213,360	98,940	46.4	127,410	37,560	29.5	95,070	52,530	55.3
5 to 7 years	1,160,280	226,980	19.6	397,950	201,180	50.6	154,140	48,720	31.6	109,770	64,200	58.5
8 years	1,562,430	319,320	20.4	454,320	262,800	57.8	60,060	21,030	35.0	41,550	26,070	62.7
High school: 1 to 3 years	1,088,010	244,470	22.5	336,720	213,060	63.3	52,050	17,280	33.2	33,540	21,210	63.2
4 years	1,094,910	280,770	25.6	377,790	271,440	71.8	26,850	10,080	37.5	16,680	10,650	63.8
College: 1 to 3 years	482,190	145,530	30.2	177,300	134,400	75.8	11,850	5,370	45.3	7,680	5,460	71.1
4 years or more	278,250	103,380	37.2	175,050	149,850	85.6	9,210	5,700	61.9	6,150	5,250	85.4
School years not reported	103,020	28,350	27.5	95,100	34,740	36.5	9,480	3,540	37.3	13,920	6,270	45.0
Median school years completed	8.9	9.7	...	8.9	10.3	...	6.6	7.0	...	6.3	6.6	...
55 to 64 years old	4,092,960	536,160	13.1	2,542,500	1,021,110	40.2	213,450	47,610	22.3	244,890	96,360	39.3
No school years completed	174,360	17,040	9.8	115,890	24,720	21.3	18,210	3,510	19.3	22,650	7,110	31.4
Elementary: 1 to 4 years	455,640	49,350	10.8	299,820	83,010	27.7	70,170	13,890	19.8	84,480	30,930	36.6
5 to 7 years	836,250	93,630	11.2	483,870	162,270	33.5	63,960	15,030	23.5	66,570	27,720	41.6
8 years	1,115,160	137,370	12.3	588,060	227,850	38.7	24,540	5,340	21.8	26,130	10,890	41.7
High school: 1 to 3 years	569,880	74,760	13.1	334,140	148,590	44.5	15,840	3,780	23.9	17,010	7,350	43.2
4 years	526,020	77,910	14.8	334,500	167,700	50.1	8,790	1,980	22.5	10,320	4,920	47.7
College: 1 to 3 years	227,850	42,870	18.8	158,760	90,090	56.7	4,770	1,320	27.7	4,770	2,580	54.1
4 years or more	120,900	31,530	26.1	130,440	91,440	70.1	3,180	1,410	44.3	3,690	2,490	67.5
School years not reported	66,900	11,700	17.5	97,020	25,440	26.2	3,990	1,350	33.8	9,270	2,370	25.6
Median school years completed	8.5	8.7	...	8.5	9.0	...	5.8	6.1	...	5.5	6.0	...
65 years old and over	2,161,080	97,080	4.5	4,353,000	412,020	9.5	113,070	10,890	9.6	349,590	39,060	11.2
No school years completed	119,670	4,380	3.7	265,500	13,560	5.1	17,520	1,170	6.7	71,520	5,790	8.1
Elementary: 1 to 4 years	296,040	11,550	3.9	604,350	38,520	6.4	45,030	4,410	9.8	135,570	14,340	10.6
5 to 7 years	460,740	16,380	3.6	886,890	66,930	7.5	26,730	2,610	9.8	73,320	9,690	13.2
8 years	619,680	25,470	4.1	1,147,770	101,910	8.9	9,990	1,110	11.1	25,260	2,850	11.3
High school: 1 to 3 years	242,160	11,940	4.9	435,600	51,840	11.9	5,580	540	9.7	14,790	2,460	16.6
4 years	241,830	13,710	5.7	490,530	65,700	13.4	3,870	420	10.9	9,390	1,260	13.4
College: 1 to 3 years	89,250	6,240	7.0	194,490	32,100	16.5	930	90	...	4,380	720	16.4
4 years or more	50,340	4,740	9.4	134,190	29,040	21.6	990	300	...	3,150	810	25.7
School years not reported	41,370	2,670	6.5	193,680	12,420	6.4	2,430	240	...	12,210	1,140	9.3
Median school years completed	8.3	8.6	...	8.3	8.8	...	4.4	4.8	...	3.9	4.7	...
NORTH AND WEST--FEMALE												
Total, 14 years old and over	24,935,310	5,335,020	21.4	15,012,840	6,504,390	43.3	1,022,250	336,720	32.9	1,019,730	460,740	45.2
Total, 14 to 24 years old	2,757,060	728,280	26.4	5,257,080	2,121,120	40.3	155,310	40,200	25.9	326,430	109,950	33.7
Total, 25 years old and over	22,178,250	4,606,740	20.8	9,755,760	4,383,270	44.9	866,940	296,520	34.2	693,300	350,790	50.6
No school years completed	352,020	38,070	10.8	307,470	40,650	13.2	21,780	4,410	20.2	29,010	6,270	21.6
Elementary: 1 to 4 years	963,060	143,220	14.9	710,100	159,420	22.5	87,660	23,940	27.3	106,410	37,920	35.6
5 to 7 years	2,578,440	450,090	17.5	1,425,360	441,780	31.0	193,560	63,000	32.5	168,090	82,290	49.0
8 years	4,825,140	893,520	18.5	2,274,780	803,430	35.3	142,260	49,020	34.5	109,950	59,580	54.2
High school: 1 to 3 years	4,208,880	898,050	21.3	1,365,360	707,550	51.8	186,570	63,510	34.0	120,150	69,060	57.5
4 years	6,112,530	1,359,990	22.2	1,956,570	1,232,880	63.0	150,570	57,420	38.1	86,460	56,970	65.9
College: 1 to 3 years	1,774,860	439,980	24.8	676,770	437,880	64.7	40,290	15,510	38.5	22,470	15,540	69.2
4 years or more	1,036,170	304,620	29.4	618,660	462,450	74.8	22,350	12,030	53.8	16,290	11,880	72.9
School years not reported	327,150	79,200	24.2	420,690	97,230	23.1	21,900	7,680	35.1	34,470	11,280	32.7
Median school years completed	10.6	11.5	...	9.8	12.0	...	8.8	9.2	...	8.2	8.7	...
14 to 17 years old	80,880	9,870	12.2	2,569,230	307,980	12.0	6,960	1,050	15.1	142,500	10,560	7.4
No school years completed	390	...	...	18,720	1,740	9.3	120	...	...	2,730	660	...
Elementary: 1 to 4 years	1,410	120	...	36,300	3,870	10.7	90	...	...	3,750	270	7.2
5 to 7 years	8,490	810	9.5	369,360	22,290	6.0	1,200	150	...	31,740	1,440	4.5
8 years	16,380	1,440	8.8	882,750	50,670	8.7	1,200	150	...	29,640	1,680	5.7
High school: 1 to 3 years	47,280	5,940	12.6	1,441,680	195,900	13.6	3,660	630	17.2	65,910	5,250	8.0
4 years	4,530	1,200	26.5	74,460	27,300	36.7	390	90	...	4,200	840	20.0
College: 1 to 3 years	90	...	...	4,380	720	16.4	...	...	...	360	...	...
School years not reported	2,310	360	...	41,580	5,490	13.2	300	30	...	4,170	420	10.1
Median school years completed	9.8	10.2	...	9.5	10.4		9.6	...	...	9.1	9.6	...
18 and 19 years old	333,870	80,220	24.0	1,107,780	633,960	57.2	19,740	3,090	15.7	56,250	23,070	41.0
No school years completed	1,560	360	...	5,670	1,260	22.2	570	150	...	840	270	...
Elementary: 1 to 4 years	4,500	900	20.0	11,310	4,590	40.6	630	60	...	1,230	450	...
5 to 7 years	16,380	2,370	14.5	27,090	13,920	51.4	1,890	330	...	3,510	1,320	37.6
8 years	40,080	6,720	16.8	55,230	33,090	59.9	2,490	420	...	4,140	1,710	41.3
High school: 1 to 3 years	136,680	25,440	18.6	297,900	135,690	45.5	8,790	1,170	13.3	22,530	7,950	35.3
4 years	120,960	40,320	33.3	554,850	389,730	70.2	4,680	840	17.9	18,090	9,540	52.7
College: 1 to 3 years	7,890	2,790	35.4	133,440	45,540	34.1	270	60	...	4,050	1,200	29.6
4 years or more	450	150	...	2,670	1,560	...	30	...	...	90	60	...
School years not reported	5,370	1,170	21.8	19,620	8,580	43.7	390	60	...	1,770	570	...
Median school years completed	11.2	12.1	...	12.3	12.3	...	10.4	10.4	...	11.3	11.8	...

Table 10.—LABOR FORCE STATUS: FEMALES 14 YEARS OLD AND OVER, BY YEARS OF SCHOOL COMPLETED, MARITAL STATUS, AGE, AND COLOR, FOR THE UNITED STATES, BY REGIONS: 1950—Con.

[Based on 3⅓-percent sample. Percent not shown where less than 0.1 or where base is less than 3,000. Median not shown where less than 1.0 or where base is less than 3,000]

Area, age, and years of school completed	Total						Nonwhite					
	Married, husband present			Other marital status			Married, husband present			Other marital status		
	Total	Labor force		Total	Labor force		Total	Labor force		Total	Labor force	
		Number	Percent of total		Number	Percent of total		Number	Percent of total		Number	Percent of total
NORTH AND WEST--FEMALE—Con.												
20 and 21 years old	714,870	199,140	27.9	798,420	563,430	70.6	41,100	9,450	23.0	52,410	29,850	57.0
No school years completed	2,850	330	...	5,700	1,080	18.9	690	60	...	900	300	...
Elementary: 1 to 4 years	7,500	1,560	20.8	9,270	4,410	47.6	1,020	180	...	1,860	780	...
5 t 7 years	30,960	4,650	15.0	22,410	12,810	57.2	4,770	1,140	23.9	3,810	1,980	52.0
8 years	72,660	14,070	19.4	45,270	30,540	67.5	5,190	1,140	22.0	5,010	2,970	59.3
High school: 1 to 3 years	200,550	42,450	21.2	112,620	81,960	72.8	15,270	3,090	20.2	13,200	6,720	50.9
4 years	327,390	108,510	33.1	368,790	322,170	87.4	10,740	2,940	27.4	18,600	13,200	71.0
College: 1 to 3 years	53,730	20,340	37.9	194,910	88,830	45.6	2,220	600	...	6,270	2,700	43.1
4 years or more	7,560	3,780	50.0	22,290	13,320	59.8	210	...	...	810	390	...
School years not reported	11,670	3,450	29.6	17,160	8,310	48.4	990	300	...	1,950	810	...
Median school years completed	12.1	12.3	...	12.5	12.5	...	10.6	11.0	...	12.0	12.1	...
22 to 24 years old	1,627,440	439,050	27.0	781,650	615,750	78.8	87,510	26,610	30.4	75,270	46,470	61.7
No school years completed	6,450	990	15.3	6,510	1,530	23.5	1,380	270	...	1,020	330	...
Elementary: 1 to 4 years	18,660	4,410	23.6	11,070	6,180	55.8	3,150	1,020	32.4	2,370	1,410	...
5 to 7 years	61,230	11,220	18.3	31,860	18,000	56.5	10,230	2,970	29.0	8,640	4,590	53.1
8 years	150,000	29,040	19.4	56,160	39,510	70.4	10,530	3,180	30.2	7,350	4,620	62.9
High school: 1 to 3 years	397,140	84,360	21.2	132,570	97,530	73.6	27,990	7,380	26.4	21,510	12,300	57.2
4 years	745,980	214,320	28.7	325,230	285,000	87.6	25,890	8,400	32.4	21,390	14,730	68.9
College: 1 to 3 years	151,320	50,610	33.4	108,600	82,200	75.7	4,830	1,770	36.6	6,720	4,710	70.1
4 years or more	73,500	37,200	50.6	87,180	75,000	86.0	1,590	900	...	3,210	2,520	78.5
School years not reported	23,160	6,900	29.8	22,470	10,800	48.1	1,920	720	...	3,060	1,260	41.2
Median school years completed	12.2	12.4	...	12.4	12.5	...	10.9	11.2	...	11.3	11.8	...
25 to 29 years old	3,403,710	745,380	21.9	916,470	690,300	75.3	174,930	58,950	33.7	108,360	65,850	60.8
No school years completed	12,390	2,190	17.7	9,540	1,860	19.5	2,040	600	...	1,110	540	...
Elementary: 1 to 4 years	39,270	8,190	20.9	19,110	9,390	49.1	6,810	2,070	30.4	5,190	2,520	48.6
5 to 7 years	151,470	29,760	19.6	49,380	26,820	54.3	25,470	8,460	33.2	15,210	8,520	56.0
8 years	354,780	68,160	19.2	86,130	55,620	64.6	21,870	6,810	31.1	14,100	8,220	58.3
High school: 1 to 3 years	742,590	151,050	20.3	159,690	110,160	69.0	49,200	15,930	32.4	29,820	16,620	55.7
4 years	1,545,450	340,020	22.0	373,560	313,800	84.0	48,420	16,800	34.7	26,700	19,080	71.5
College: 1 to 3 years	330,810	78,210	23.6	100,230	82,650	82.5	11,310	4,170	36.9	6,780	5,100	75.2
4 years or more	180,690	55,650	30.8	87,540	77,100	88.1	5,610	2,520	44.9	4,440	3,480	78.4
School years not reported	46,260	12,150	26.3	31,290	12,900	41.2	4,200	1,590	37.9	5,010	1,770	35.3
Median school years completed	12.2	12.3	...	12.3	12.4	...	10.8	11.0	...	10.6	11.2	...
30 to 34 years old	3,362,640	723,780	21.5	729,150	529,800	72.7	159,600	60,870	38.1	88,680	55,230	62.3
No school years completed	11,490	1,920	16.7	9,540	1,890	19.8	1,980	600	...	1,530	600	...
Elementary: 1 to 4 years	47,640	10,290	21.6	18,720	9,810	52.4	9,420	3,180	33.8	5,760	3,330	57.8
5 to 7 years	208,440	43,980	21.1	57,870	31,830	55.0	28,500	10,170	35.7	17,580	10,260	58.4
8 years	483,240	106,650	22.1	96,930	64,050	66.1	24,060	9,840	40.9	13,680	8,130	59.4
High school: 1 to 3 years	754,710	165,600	21.9	138,870	96,780	69.7	41,220	14,070	34.1	22,860	14,040	61.4
4 years	1,330,170	273,210	20.5	250,140	204,630	81.8	36,150	14,520	40.2	17,010	12,240	72.0
College: 1 to 3 years	294,960	65,160	22.1	65,250	55,290	84.7	8,940	3,990	44.6	3,270	2,610	79.8
4 years or more	186,900	45,060	24.1	62,610	55,110	88.0	5,160	3,120	60.5	2,430	2,010	...
School years not reported	45,090	11,910	26.4	29,220	10,410	35.6	4,170	1,380	33.1	4,560	2,010	44.1
Median school years completed	12.1	12.1	...	12.1	12.3	...	10.0	10.3	...	9.5	9.9	...
35 to 44 years old	6,098,790	1,591,050	26.1	1,463,580	1,049,730	71.7	268,500	106,230	39.6	166,230	108,840	65.5
No school years completed	32,520	5,790	17.8	18,060	4,680	25.9	4,890	1,140	23.3	3,540	1,530	43.2
Elementary: 1 to 4 years	151,950	37,740	24.8	54,750	28,680	52.4	23,550	8,250	35.0	17,820	10,740	60.3
5 to 7 years	631,170	158,760	25.2	160,740	95,490	59.4	65,070	23,970	36.8	42,360	26,880	63.5
8 years	1,256,700	317,040	25.2	261,060	177,660	68.1	48,960	19,200	39.2	30,540	21,150	69.3
High school: 1 to 3 years	1,314,180	337,920	25.7	259,320	185,310	71.5	59,400	23,610	39.7	33,420	22,200	66.4
4 years	1,724,430	446,610	25.9	378,240	303,930	80.4	41,880	18,570	44.3	20,670	15,300	74.0
College: 1 to 3 years	564,750	155,730	27.6	129,420	106,920	82.6	11,730	5,040	43.0	5,400	4,350	80.6
4 years or more	336,300	105,900	31.5	138,810	124,560	89.7	6,330	3,900	61.6	4,320	3,480	80.6
School years not reported	86,790	25,560	29.5	63,180	22,500	35.6	6,690	2,550	38.1	8,160	3,210	39.3
Median school years completed	11.1	11.3	...	11.4	12.1	...	8.8	9.0	...	8.5	8.6	...
45 to 54 years old	4,623,210	1,069,650	23.1	1,607,820	1,010,640	62.9	165,510	53,130	32.1	135,090	74,880	55.4
No school years completed	76,350	12,840	16.8	33,660	9,990	29.7	5,370	1,320	24.6	4,590	1,650	35.9
Elementary: 1 to 4 years	262,410	51,540	19.6	97,950	43,680	44.6	25,350	7,470	29.5	24,690	11,970	48.5
5 to 7 years	708,540	141,450	20.0	235,680	124,170	52.7	47,520	14,760	31.1	42,120	23,250	55.2
8 years	1,271,820	263,970	20.8	367,050	217,860	59.4	30,210	10,200	33.8	23,190	14,130	60.9
High school: 1 to 3 years	787,350	177,390	22.5	240,840	157,260	65.3	27,060	8,100	29.9	17,880	10,890	60.9
4 years	888,750	225,750	25.4	301,110	219,750	73.0	16,650	5,910	35.5	10,290	6,510	63.3
College: 1 to 3 years	352,680	105,810	30.0	129,450	100,410	77.6	5,700	1,980	34.7	3,300	2,130	64.5
4 years or more	203,940	71,580	35.1	132,060	113,640	86.1	3,360	1,740	51.8	2,130	1,620	...
School years not reported	71,370	19,320	27.1	70,020	23,880	34.1	4,290	1,650	38.5	6,900	2,730	39.6
Median school years completed	9.0	9.9	...	9.4	10.9	...	8.1	8.2	...	7.5	7.9	...
55 to 64 years old	3,077,430	404,580	13.1	1,855,740	785,250	42.3	68,910	14,400	20.9	93,000	34,620	37.2
No school years completed	134,490	12,570	9.3	77,580	15,510	20.0	4,380	660	15.1	5,160	1,140	22.1
Elementary: 1 to 4 years	282,810	29,310	10.4	170,190	46,740	27.5	14,100	2,190	15.5	23,100	6,960	30.1
5 to 7 years	566,790	64,620	11.4	318,660	114,450	35.9	19,860	5,070	25.5	25,830	10,140	39.3
8 years	931,560	115,770	12.4	490,560	197,760	40.3	12,270	2,280	18.6	14,910	6,210	41.6
High school: 1 to 3 years	427,530	56,700	13.3	246,240	117,390	47.7	7,500	1,470	19.6	9,360	4,230	45.2
4 years	429,420	63,660	14.8	266,010	136,470	51.3	5,610	1,350	24.1	6,600	3,030	45.9
College: 1 to 3 years	166,620	30,720	18.4	114,930	68,430	59.5	2,220	330	...	1,890	990	...
4 years or more	90,360	22,830	25.3	98,550	70,590	71.6	1,500	630	...	1,560	960	...
School years not reported	47,850	8,400	17.6	73,020	17,910	24.5	1,470	420	...	4,590	960	20.9
Median school years completed	8.6	8.8	...	8.7	9.2	...	7.3	7.4	...	6.9	7.6	...

Table 10.—LABOR FORCE STATUS: FEMALES 14 YEARS OLD AND OVER, BY YEARS OF SCHOOL COMPLETED, MARITAL STATUS, AGE, AND COLOR, FOR THE UNITED STATES, BY REGIONS: 1950—Con.

[Based on 3⅓-percent sample. Percent not shown where less than 0.1 or where base is less than 3,000. Median not shown where less than 1.0 or where base is less than 3,000]

Area, age, and years of school completed	Total						Nonwhite					
	Married, husband present			Other marital status			Married, husband present			Other marital status		
	Total	Labor force		Total	Labor force		Total	Labor force		Total	Labor force	
		Number	Percent of total		Number	Percent of total		Number	Percent of total		Number	Percent of total
NORTH AND WEST--FEMALE--Con.												
65 years old and over	1,612,470	72,300	4.5	3,183,000	317,550	10.0	29,490	2,940	10.0	101,940	11,370	11.2
No school years completed	84,780	2,760	3.3	159,090	6,720	4.2	3,120	90	2.9	13,080	810	6.2
Elementary: 1 to 4 years	178,980	6,150	3.4	349,380	21,120	6.0	8,430	780	9.3	29,850	2,400	8.0
5 to 7 years	312,030	11,520	3.7	603,030	49,020	8.1	7,140	570	8.0	24,990	3,240	13.0
8 years	527,040	21,930	4.2	973,050	90,480	9.3	4,890	690	14.1	13,530	1,740	12.9
High school: 1 to 3 years	182,520	9,390	5.1	320,400	40,650	12.7	2,190	330	...	6,810	1,080	15.9
4 years	194,310	10,740	5.5	387,510	54,300	14.0	1,860	270	...	5,190	810	15.6
College: 1 to 3 years	65,040	4,350	6.7	137,490	24,180	17.6	390	...	...	1,830	360	...
4 years or more	37,980	3,600	9.5	99,090	21,450	21.6	390	120	...	1,410	330	...
School years not reported	29,790	1,860	6.2	153,960	9,630	6.3	1,080	90	...	5,250	600	11.4
Median school years completed	8.4	8.7	...	8.4	8.9	...	6.1	...	...	5.6	7.0	...
SOUTH--FEMALE												
Total, 14 years old and over	10,664,040	2,350,650	22.0	6,481,500	2,365,200	36.5	1,872,690	583,050	31.1	1,778,160	729,510	41.0
Total, 14 to 24 years old	1,674,600	371,070	22.2	2,547,840	742,620	29.1	316,890	71,970	22.7	691,110	198,390	28.7
Total, 25 years old and over	8,989,440	1,979,580	22.0	3,933,660	1,622,580	41.2	1,555,800	511,080	32.8	1,087,050	531,120	48.9
No school years completed	206,340	27,480	13.3	225,420	40,770	18.1	73,050	16,350	22.4	110,430	26,880	24.3
Elementary: 1 to 4 years	995,730	175,890	17.7	656,850	191,700	29.2	406,440	111,990	27.6	338,700	137,640	40.6
5 to 7 years	2,037,960	388,290	19.1	904,980	309,930	34.2	534,480	168,870	31.6	311,640	165,630	53.1
8 years	1,270,560	235,680	18.5	506,340	174,960	34.6	165,750	56,760	34.2	92,070	52,620	57.2
High school: 1 to 3 years	1,731,900	395,100	22.8	536,820	260,970	48.6	192,960	69,630	36.1	103,050	64,950	63.0
4 years	1,546,380	387,120	25.0	498,660	291,780	58.5	84,240	33,120	39.3	49,200	32,430	65.9
College: 1 to 3 years	653,160	183,930	28.2	253,530	149,250	58.9	39,180	20,250	51.7	25,650	17,790	69.4
4 years or more	394,710	144,990	36.7	213,990	158,010	73.8	33,930	23,790	70.1	24,360	20,550	84.4
School years not reported	152,700	41,100	26.9	137,070	45,210	33.0	25,770	10,320	40.0	31,950	12,630	39.5
Median school years completed	8.9	10.1	...	8.2	9.8	...	6.6	7.2	...	5.8	6.7	...
14 to 17 years old	112,890	13,320	11.8	1,399,350	145,320	10.4	24,780	3,600	14.5	356,160	47,970	13.5
No school years completed	900	30	...	14,130	1,230	8.7	210	30	...	3,870	450	11.6
Elementary: 1 to 4 years	8,040	660	8.2	77,760	12,090	15.5	3,480	540	15.5	37,530	7,110	18.9
5 to 7 years	31,500	2,790	8.9	404,610	38,250	9.5	9,690	1,620	16.7	139,800	19,320	13.8
8 years	22,770	2,280	10.0	301,800	24,330	8.1	4,590	510	11.1	64,860	8,220	12.7
High school: 1 to 3 years	43,770	6,150	14.1	546,780	57,510	10.5	5,970	750	12.6	99,810	11,130	11.2
4 years	3,900	930	23.8	32,580	9,090	27.9	360	30	...	5,550	1,140	20.5
College: 1 to 3 years	240	60	...	2,790	540	...	90	...	...	810	60	...
School years not reported	1,770	420	...	18,900	2,280	12.1	390	120	...	3,930	540	13.7
Median school years completed	8.7	9.3	...	8.6	8.8	...	7.6	7.2	...	7.9	7.5	...
18 and 19 years old	278,700	52,710	18.9	487,950	199,260	40.8	56,940	10,200	17.9	128,970	45,570	35.3
No school years completed	1,950	150	...	4,770	900	18.9	420	150	...	1,500	330	...
Elementary: 1 to 4 years	13,650	1,320	9.7	19,110	6,750	35.3	5,610	720	12.8	8,880	3,510	39.5
5 to 7 years	51,450	5,760	11.2	56,670	22,290	39.3	18,060	3,240	17.9	27,450	11,400	41.5
8 years	36,870	4,530	12.3	38,610	16,500	42.7	8,790	1,440	16.4	13,800	5,850	42.4
High school: 1 to 3 years	102,480	17,820	17.4	157,980	50,370	31.9	18,690	3,480	18.6	47,610	14,280	30.0
4 years	62,130	20,370	32.8	147,390	83,250	56.5	3,990	840	21.1	19,080	8,010	42.0
College: 1 to 3 years	5,550	1,560	28.1	54,000	15,330	28.4	570	90	...	8,250	1,440	17.5
4 years or more	450	210	...	1,020	510	...	30	...	...	240	90	...
School years not reported	4,170	990	23.7	8,400	3,360	40.0	780	240	...	2,160	660	...
Median school years completed	10.0	11.4	...	11.3	12.0	...	8.5	8.6	...	9.7	9.3	...
20 and 21 years old	437,250	102,930	23.5	326,610	183,180	56.1	81,480	18,150	22.3	95,070	43,860	46.1
No school years completed	3,810	390	10.2	4,650	960	20.6	1,320	240	...	1,740	420	...
Elementary: 1 to 4 years	20,670	2,940	14.2	15,900	6,240	39.2	9,060	1,860	20.5	8,160	3,510	43.0
5 to 7 years	70,890	11,070	15.6	41,310	20,400	49.4	23,220	5,130	22.1	21,150	11,130	52.6
8 years	48,660	8,880	18.2	24,030	12,570	52.3	10,920	2,370	21.7	10,170	5,070	49.9
High school: 1 to 3 years	129,960	25,860	19.9	62,520	34,620	55.4	23,580	5,250	22.3	24,210	11,010	45.5
4 years	123,660	39,150	31.7	93,810	70,350	75.0	9,750	2,310	23.7	15,660	8,040	51.3
College: 1 to 3 years	27,870	10,110	36.3	67,680	27,240	40.2	2,070	540	...	10,770	2,880	26.7
4 years or more	4,620	2,520	54.5	9,780	7,290	74.5	300	210	...	1,440	1,050	...
School years not reported	7,110	2,010	28.3	6,930	3,510	50.6	1,260	240	...	1,770	750	...
Median school years completed	10.6	12.0	...	12.1	12.2	...	8.6	8.7	...	9.7	9.4	...
22 to 24 years old	845,760	202,110	23.9	333,930	214,860	64.3	153,690	40,020	26.0	110,910	60,990	55.0
No school years completed	7,770	660	8.5	6,480	1,140	17.6	1,860	330	...	2,400	570	...
Elementary: 1 to 4 years	44,280	7,230	16.3	23,310	10,170	43.6	19,110	4,470	23.4	13,770	6,600	47.9
5 to 7 years	134,640	23,520	17.5	50,790	24,240	47.7	48,000	11,820	24.6	27,360	14,070	51.4
8 years	88,020	14,880	16.9	28,110	14,940	53.1	18,570	4,650	25.0	12,000	6,450	53.8
High school: 1 to 3 years	225,660	46,650	20.7	65,970	41,550	63.0	36,990	8,820	23.8	24,990	14,100	56.4
4 years	240,450	69,720	29.0	83,340	66,210	79.4	18,870	5,640	29.9	15,120	9,690	64.1
College: 1 to 3 years	61,290	20,160	32.9	37,020	26,130	70.6	5,580	2,010	36.0	7,530	3,840	51.0
4 years or more	29,490	14,370	48.7	30,510	26,070	85.4	2,460	1,440	...	5,400	4,560	84.4
School years not reported	14,160	4,920	34.7	8,400	4,410	52.5	2,250	840	...	2,340	1,110	...
Median school years completed	10.9	12.1	...	11.5	12.2	...	8.4	8.6	...	8.9	9.5	...
25 to 29 years old	1,564,320	349,170	22.3	399,660	262,920	65.8	279,060	86,550	31.0	139,860	86,670	62.0
No school years completed	16,620	2,040	12.3	9,660	2,220	23.0	5,100	1,200	23.5	3,840	1,290	33.6
Elementary: 1 to 4 years	102,810	18,060	17.6	34,890	16,950	48.6	45,000	11,970	26.6	21,810	12,060	55.3
5 to 7 years	273,300	52,140	19.1	75,690	41,370	54.7	91,320	25,620	28.1	41,850	24,960	59.6
8 years	159,390	30,060	18.9	36,450	21,030	57.7	30,990	9,720	31.4	14,550	9,030	62.1
High school: 1 to 3 years	371,910	81,270	21.9	75,270	49,050	65.2	57,450	17,640	30.7	26,700	17,070	63.9
4 years	422,520	103,410	24.5	91,620	72,300	78.9	27,600	10,050	36.4	15,450	10,890	70.5
College: 1 to 3 years	124,950	33,240	26.6	34,410	27,570	80.1	9,780	4,020	41.1	6,120	4,170	68.1
4 years or more	68,670	22,470	32.7	28,650	26,190	91.4	6,750	4,380	64.9	5,730	5,220	91.1
School years not reported	24,150	6,480	26.8	13,020	6,240	47.9	5,070	1,950	38.5	3,810	1,980	52.0
Median school years completed	10.8	11.5	...	10.5	11.9	...	7.9	8.4	...	8.0	8.4	...

Table 10.—LABOR FORCE STATUS: FEMALES 14 YEARS OLD AND OVER, BY YEARS OF SCHOOL COMPLETED, MARITAL STATUS, AGE, AND COLOR, FOR THE UNITED STATES, BY REGIONS: 1950—Con.

[Based on 3⅓-percent sample. Percent not shown where less than 0.1 or where base is less than 3,000. Median not shown where less than 1.0 or where base is less than 3,000]

Area, age, and years of school completed	Total						Nonwhite					
	Married, husband present			Other marital status			Married, husband present			Other marital status		
	Total	Labor force		Total	Labor force		Total	Labor force		Total	Labor force	
		Number	Percent of total		Number	Percent of total		Number	Percent of total		Number	Percent of total
SOUTH--FEMALE--Con.												
30 to 34 years old	1,474,860	359,550	24.4	321,090	207,420	64.6	257,850	97,020	37.6	106,020	71,280	67.2
No school years completed	24,630	3,060	12.4	16,380	3,240	19.8	4,920	1,080	22.0	2,790	1,140	...
Elementary: 1 to 4 years	110,310	24,330	22.1	33,030	17,550	53.1	48,600	16,110	33.1	20,100	12,420	61.8
5 to 7 years	295,560	69,780	23.6	66,210	35,910	54.2	92,730	32,070	34.6	35,220	22,140	62.9
8 years	176,400	38,850	22.0	31,560	19,740	62.5	32,730	12,660	38.7	10,410	7,470	71.8
High school: 1 to 3 years	325,860	80,820	24.8	54,930	37,890	69.0	41,070	16,320	39.7	17,940	13,260	73.9
4 years	335,430	80,820	24.1	61,530	48,570	78.9	18,570	7,650	41.2	8,430	6,600	78.3
College: 1 to 3 years	108,450	29,520	27.2	22,290	18,360	82.4	7,920	4,170	52.7	3,630	3,000	82.6
4 years or more	75,540	25,560	33.8	23,700	20,610	87.0	7,170	5,250	73.2	4,320	3,810	88.2
School years not reported	22,680	6,810	30.0	11,460	5,550	48.4	4,140	1,710	41.3	3,180	1,440	45.3
Median school years completed	10.1	10.5	...	9.4	10.9	...	7.4	7.8	...	7.4	7.9	...
35 to 44 years old	2,615,280	713,640	27.3	669,630	444,240	66.3	480,180	183,210	38.2	230,100	156,600	68.1
No school years completed	41,010	7,380	18.0	21,570	7,350	34.1	15,120	4,470	29.6	10,200	4,770	46.8
Elementary: 1 to 4 years	255,840	59,640	23.3	88,920	48,270	54.3	118,110	38,490	32.6	59,310	36,690	61.9
5 to 7 years	599,190	146,970	24.5	151,740	89,910	59.3	180,120	65,220	36.2	77,850	53,550	68.8
8 years	367,920	86,280	23.5	78,840	47,730	60.5	54,810	20,070	36.6	25,800	18,390	71.3
High school: 1 to 3 years	531,480	145,320	27.3	107,640	75,840	70.5	57,720	23,970	41.5	27,120	19,800	73.0
4 years	438,150	130,650	29.8	97,320	76,590	78.7	22,680	10,470	46.2	11,010	8,460	76.8
College: 1 to 3 years	204,810	67,410	32.9	48,150	39,750	82.6	12,240	7,590	62.0	6,090	5,340	87.7
4 years or more	133,290	55,320	41.5	51,660	46,560	90.1	11,880	9,240	77.8	6,420	5,880	91.6
School years not reported	43,590	14,670	33.7	23,790	12,240	51.5	7,500	3,690	49.2	6,300	3,720	59.0
Median school years completed	9.1	10.0	...	8.8	9.9	...	6.7	7.2	...	6.6	7.0	...
45 to 54 years old	1,770,840	400,860	22.6	686,520	377,670	55.0	310,590	103,140	33.2	211,530	127,140	60.1
No school years completed	49,320	8,910	18.1	33,090	11,910	36.0	19,680	5,670	28.8	17,670	8,730	49.4
Elementary: 1 to 4 years	236,880	48,420	20.4	115,410	55,260	47.9	102,060	30,090	29.5	70,380	40,560	57.6
5 to 7 years	451,740	85,530	18.9	162,270	77,010	47.5	106,620	33,960	31.9	67,650	40,950	60.5
8 years	290,610	55,350	19.0	87,270	44,940	51.5	29,850	10,830	36.3	18,360	11,940	65.0
High school: 1 to 3 years	300,660	67,080	22.3	95,880	55,800	58.2	24,990	9,180	36.7	15,660	10,320	65.9
4 years	206,160	55,020	26.7	76,680	51,690	67.4	10,200	4,170	40.9	6,390	4,140	64.8
College: 1 to 3 years	129,510	39,720	30.7	47,850	33,990	71.0	6,150	3,390	55.1	4,380	3,330	76.0
4 years or more	74,310	31,800	42.8	42,990	36,210	84.2	5,850	3,960	67.7	4,020	3,630	90.3
School years not reported	31,650	9,030	28.5	25,080	10,860	43.3	5,190	1,890	36.4	7,020	3,540	50.4
Median school years completed	8.5	9.0	...	8.2	8.9	...	5.9	6.3	...	5.6	5.9	...
55 to 64 years old	1,015,530	131,580	13.0	686,760	235,860	34.3	144,540	33,210	23.0	151,890	61,740	40.6
No school years completed	39,870	4,470	11.2	38,310	9,210	24.0	13,830	2,850	20.6	17,490	5,970	34.1
Elementary: 1 to 4 years	172,830	20,040	11.6	129,630	36,270	28.0	56,070	11,700	20.9	61,380	23,970	39.1
5 to 7 years	269,460	29,010	10.8	165,210	47,820	28.9	44,100	9,960	22.6	40,740	17,580	43.2
8 years	183,600	21,600	11.8	97,500	30,090	30.9	12,270	3,060	24.9	11,220	4,680	41.7
High school: 1 to 3 years	142,350	18,060	12.7	87,900	31,200	35.5	8,340	2,310	27.7	7,650	3,120	40.8
4 years	96,600	14,250	14.8	68,490	31,230	45.6	3,180	630	19.8	3,720	1,890	50.8
College: 1 to 3 years	61,230	12,150	19.8	43,830	21,660	49.4	2,550	990	...	2,880	1,590	...
4 years or more	30,540	8,700	28.5	31,890	20,850	65.4	1,680	780	...	2,130	1,530	...
School years not reported	19,050	3,300	17.3	24,000	7,530	31.4	2,520	930	...	4,680	1,410	30.1
Median school years completed	8.1	8.5	...	8.0	8.7	...	5.1	5.5	...	4.7	5.0	...
65 years old and over	548,610	24,780	4.5	1,170,000	94,470	8.1	83,580	7,950	9.5	247,650	27,690	11.2
No school years completed	34,890	1,620	4.6	106,410	6,840	6.4	14,400	1,080	7.5	58,440	4,980	8.5
Elementary: 1 to 4 years	117,060	5,400	4.6	254,970	17,400	6.8	36,600	3,630	9.9	105,720	11,940	11.3
5 to 7 years	148,710	4,860	3.3	283,860	17,910	6.3	19,590	2,040	10.4	48,330	6,450	13.3
8 years	92,640	3,540	3.8	174,720	11,430	6.5	5,100	420	8.2	11,730	1,110	9.5
High school: 1 to 3 years	59,640	2,550	4.3	115,200	11,190	9.7	3,390	210	6.2	7,980	1,380	17.3
4 years	47,520	2,970	6.3	103,020	11,400	11.1	2,010	150	...	4,200	450	10.7
College: 1 to 3 years	24,210	1,890	7.8	57,000	7,920	13.9	540	90	...	2,550	360	...
4 years or more	12,360	1,140	9.2	35,100	7,590	21.6	600	180	...	1,740	480	...
School years not reported	11,580	810	7.0	39,720	2,790	7.0	1,350	150	...	6,960	540	7.8
Median school years completed	7.4	8.0	...	7.2	8.3	...	3.9	4.1	...	3.3	3.9	...

Table 11.—MAJOR OCCUPATION GROUP: PERSONS 14 YEARS OLD AND OVER, BY YEARS OF SCHOOL COMPLETED, AGE, COLOR, AND SEX, FOR THE UNITED STATES, BY REGIONS: 1950

[Based on 3⅓-percent sample. Percent not shown where less than 0.1 or where base is less than 3,000. Median not shown where less than 1.0 or where base is less than 3,000]

Area, age, color, sex, and years of school completed	Total	Professional, technical, and kindred workers	Farmers and farm managers	Managers, officials, and proprietors, except farm	Clerical and kindred workers	Sales workers	Craftsmen, foremen, and kindred workers	Operatives and kindred workers	Private household workers	Service workers, except private household	Farm laborers, unpaid family workers	Farm laborers, except unpaid, and farm foremen	Laborers, except farm and mine	Occupation not reported
UNITED STATES—MALE														
Total														
Total, 14 yrs. and over	40,062,490	2,952,000	4,165,170	4,221,360	2,590,410	2,570,280	7,476,990	8,037,850	72,750	2,353,050	606,000	1,347,630	3,259,680	409,320
Total, 14 to 24 yrs. old	5,963,440	256,770	283,110	151,500	505,830	492,720	698,890	1,499,550	9,240	330,330	462,720	459,330	716,580	96,930
Total, 25 yrs. and over	34,099,050	2,695,230	3,882,060	4,069,860	2,084,580	2,077,560	6,778,100	6,538,300	63,510	2,022,720	143,280	888,300	2,543,160	312,390
No school years completed	630,360	4,170	115,130	35,220	6,360	11,460	66,720	122,910	2,850	52,650	8,010	71,010	135,820	7,050
Elementary: 1 to 4 years	2,738,430	22,800	590,680	137,100	40,200	50,610	360,930	583,290	10,860	209,970	28,140	208,260	466,800	28,590
5 to 7 years	5,332,680	49,740	909,930	332,250	133,020	127,440	1,074,390	1,336,290	15,810	405,990	35,610	212,490	648,420	51,300
8 years	7,068,990	97,140	1,110,960	624,990	296,850	261,780	1,694,820	1,623,660	12,780	484,680	35,610	188,790	578,190	58,740
High school: 1 to 3 years	5,995,170	154,770	486,090	698,490	400,680	368,610	1,543,770	1,443,660	8,220	368,910	15,300	89,850	372,360	44,460
4 years	6,620,160	411,240	441,180	1,100,430	725,460	657,540	1,493,030	1,085,170	7,710	334,770	14,460	67,980	237,930	43,260
College: 1 to 3 years	2,419,740	424,380	122,940	575,780	288,660	338,130	319,710	185,490	1,770	85,950	2,850	15,330	41,940	18,810
4 yrs. or more	2,658,450	1,472,010	55,980	489,150	161,910	223,770	119,220	58,170	1,320	33,360	1,050	7,350	16,230	18,930
School years not reported	635,070	58,980	50,970	75,450	31,440	38,220	105,510	99,660	2,190	46,440	2,250	27,240	55,470	41,250
Median school years	9.5	16+	8.3	12.2	12.2	12.3	9.3	8.7	8.1	8.7	7.9	7.1	8.0	8.8
Percent	100.0	100.0	100.0	100.0	100.0	100.0	100.0	100.0	100.0	100.0	100.0	100.0	100.0	100.0
No school years completed	1.8	0.2	2.9	0.9	0.3	0.6	1.0	1.9	4.5	2.6	5.6	8.0	4.9	2.3
Elementary: 1 to 4 years	8.0	0.8	15.2	3.4	1.9	2.4	5.3	8.9	17.1	10.4	19.6	23.4	18.4	9.2
5 to 7 years	15.6	1.8	23.4	8.2	6.4	6.1	15.9	20.4	24.9	20.1	24.9	23.9	25.5	16.4
8 years	20.7	3.6	28.6	15.4	14.2	12.6	25.0	24.8	20.1	24.0	24.9	21.3	22.7	18.8
High school: 1 to 3 years	17.6	5.7	12.5	17.2	19.2	17.7	22.8	22.1	12.9	18.2	10.7	10.1	14.6	14.2
4 years	19.4	15.3	11.4	27.0	34.8	31.6	22.0	16.6	12.1	16.6	10.1	7.7	9.4	13.8
College: 1 to 3 years	7.1	15.7	3.2	14.1	13.8	16.3	4.7	2.8	2.8	4.2	2.0	1.7	1.6	6.0
4 yrs. or more	7.8	54.6	1.4	12.0	7.8	10.8	1.8	0.9	2.1	1.6	0.7	0.8	0.6	6.0
School years not reported	1.9	2.2	1.3	1.9	1.5	1.8	1.6	1.5	3.4	2.3	1.6	3.1	2.2	13.2
14 and 15 years old	316,260	7,770	6,420	2,760	5,010	71,760	4,830	20,520	1,800	23,010	102,420	33,540	23,460	12,960
No school years completed	3,270	30	180	30	30	270	...	120	...	30	1,710	480	150	240
Elementary: 1 to 4 years	30,870	60	1,260	90	60	690	180	1,020	150	690	16,890	6,810	2,190	780
5 to 7 years	104,850	300	2,370	390	1,110	22,140	1,260	6,090	600	7,320	39,780	11,850	7,680	3,960
8 years	93,900	570	1,350	570	1,560	27,570	1,050	6,420	660	8,010	27,390	8,100	7,200	3,450
High school: 1 to 3 years	67,020	750	690	690	1,860	19,410	1,080	5,940	330	6,600	15,840	4,500	5,820	3,510
4 years	930	90	60	120	60	150	120	90	...	90	30	30	30	60
School years not reported	15,420	5,970	510	870	330	1,530	1,140	840	60	270	780	1,770	390	960
Median school years	8.1	8.9	6.9	...	8.7	8.4	8.4	8.4	...	8.4	7.4	7.2	8.2	8.3
16 and 17 years old	637,560	5,940	17,310	3,720	30,750	68,010	21,660	100,830	1,530	61,560	136,860	89,790	82,830	16,770
No school years completed	5,460	60	210	...	30	240	90	390	30	120	1,440	2,010	750	90
Elementary: 1 to 4 years	48,330	120	2,550	90	180	570	600	5,070	150	2,040	16,800	13,260	5,970	930
5 to 7 years	125,070	330	5,400	360	2,010	3,960	3,900	17,730	270	8,070	37,260	24,690	18,840	2,250
8 years	106,650	480	4,020	660	3,030	5,940	3,630	16,770	300	9,180	27,270	18,930	14,190	2,310
High school: 1 to 3 years	315,870	2,520	4,410	1,860	20,310	53,100	11,310	54,990	720	39,330	49,770	27,960	39,930	9,660
4 years	24,570	690	540	300	4,410	3,090	1,470	4,320	30	2,010	3,330	1,560	2,280	540
College: 1 to 3 years	1,020	60	...	...	210	180	90	240	...	150	30	30	30	...
School years not reported	10,590	1,680	180	450	570	930	570	1,320	30	720	960	1,350	840	990
Median school years	9.3	10.4	8.1	9.8	10.5	10.3	9.6	9.5	...	9.8	8.5	8.2	9.1	9.7
18 and 19 years old	1,117,830	24,030	40,230	13,110	104,610	83,880	90,720	287,640	1,650	67,350	111,720	111,570	162,900	18,420
No school years completed	6,630	...	300	30	60	150	120	900	...	300	1,440	2,250	960	120
Elementary: 1 to 4 years	56,580	150	4,050	210	810	810	1,410	10,710	180	2,370	12,120	12,840	10,080	840
5 to 7 years	147,630	540	9,240	900	2,370	3,060	9,540	34,680	420	8,610	25,620	23,910	26,820	1,920
8 years	157,880	780	6,600	750	4,800	3,510	10,050	36,600	180	6,060	21,090	21,630	24,030	1,800
High school: 1 to 3 years	316,680	4,530	7,590	3,330	25,460	27,060	27,960	92,330	660	23,790	26,970	24,120	48,120	5,760
4 years	389,460	12,480	11,280	6,060	62,430	40,530	37,350	100,770	150	19,920	22,770	23,310	47,160	5,250
College: 1 to 3 years	47,010	4,590	840	1,440	8,970	7,530	2,850	7,350	60	5,580	1,110	1,860	3,690	1,140
4 yrs. or more	1,320	180	30	90	270	120	180	210	...	30	30	30	150	...
School years not reported	14,640	780	300	300	1,440	1,110	1,260	3,090	...	690	570	1,620	1,890	1,590
Median school years	10.9	12.5	9.0	12.2	12.3	12.2	11.5	10.9	...	11.0	8.8	8.7	10.2	10.9
20 and 21 years old	1,371,690	52,200	63,660	31,980	135,210	92,550	174,630	394,620	1,710	64,590	62,640	98,190	180,900	18,810
No school years completed	8,730	60	900	...	90	210	240	1,890	...	270	990	2,580	1,380	180
Elementary: 1 to 4 years	61,200	360	5,850	360	1,230	750	2,940	14,040	150	2,610	6,300	15,260	12,780	570
5 to 7 years	157,140	870	11,190	780	3,270	2,880	14,670	49,230	210	6,840	13,590	18,690	32,670	2,310
8 years	165,810	1,440	10,110	1,590	4,890	4,680	18,240	57,180	240	7,110	12,900	18,270	27,360	1,800
High school: 1 to 3 years	316,620	5,010	11,760	6,390	22,290	15,930	48,960	113,430	510	16,530	10,260	16,260	45,360	3,930
4 years	491,370	18,150	20,610	14,910	72,870	44,130	75,930	132,870	390	17,220	16,050	23,160	49,830	5,250
College: 1 to 3 years	133,920	18,450	2,460	6,390	26,190	21,120	10,380	20,430	150	11,790	1,770	3,900	8,550	2,340
4 yrs. or more	16,620	6,660	150	1,080	2,730	1,650	840	1,320	30	900	60	360	330	510
School years not reported	20,280	1,200	630	480	1,650	1,260	2,430	4,230	30	1,320	720	1,710	2,640	1,980
Median school years	11.7	13.0	9.9	12.4	12.5	12.5	12.0	10.9	...	11.7	8.8	8.8	10.0	11.8
22 to 24 years old	2,520,100	166,830	155,490	99,930	230,250	176,520	407,050	695,940	2,550	113,820	49,080	126,240	266,430	29,970
No school years completed	16,830	360	2,100	210	210	210	900	2,940	90	510	1,320	4,530	3,150	300
Elementary: 1 to 4 years	107,190	1,200	13,350	1,170	1,980	1,860	7,500	25,530	210	4,110	6,780	19,050	22,920	1,530
5 to 7 years	262,920	1,980	26,670	3,060	5,460	4,380	32,640	87,240	330	12,390	10,320	25,500	49,680	3,270
8 years	307,380	2,610	28,740	5,100	10,400	8,670	46,390	109,440	390	12,870	10,170	23,850	45,480	3,270
High school: 1 to 3 years	649,310	11,430	31,650	19,530	43,340	32,700	128,910	232,890	630	31,800	9,150	22,650	77,910	6,720
4 years	747,240	36,690	45,750	37,740	99,090	65,790	149,820	189,480	390	31,470	9,570	23,790	51,420	5,340
College: 1 to 3 years	253,640	39,750	4,770	19,980	50,300	40,230	29,940	34,860	330	15,810	1,020	3,240	9,840	3,570
4 yrs. or more	136,440	67,890	1,170	11,820	17,040	19,530	5,340	5,640	90	2,970	210	1,020	1,920	1,800
School years not reported	39,150	4,920	1,290	1,320	2,430	3,150	5,610	7,920	90	1,890	540	2,610	4,110	3,270
Median school years	11.5	15.0	9.6	12.5	12.5	12.6	11.6	10.5	...	11.5	8.6	8.5	9.4	11.2

Table 11.—MAJOR OCCUPATION GROUP: PERSONS 14 YEARS OLD AND OVER, BY YEARS OF SCHOOL COMPLETED, AGE, COLOR, AND SEX, FOR THE UNITED STATES, BY REGIONS: 1950—Con.

[Based on 3⅓-percent sample. Percent not shown where less than 0.1 or where base is less than 3,000. Median not shown where less than 1.0 or where base is less than 3,000]

Area, age, color, sex, and years of school completed	Total	Professional, technical, and kindred workers	Farmers and farm managers	Managers, officials, and proprietors, except farm	Clerical and kindred workers	Sales workers	Craftsmen, foremen, and kindred workers	Operatives and kindred workers	Private household workers	Service workers, except private household	Farm laborers, unpaid family workers	Farm laborers, except unpaid, and farm foremen	Laborers, except farm and mine	Occupation not reported
UNITED STATES—MALE—Con.														
Total—Con.														
25 to 29 years old.....	4,900,260	471,780	361,650	331,920	387,690	359,220	932,810	1,194,370	4,320	211,440	39,300	160,770	397,680	47,310
No school years completed..	33,300	570	5,190	660	600	480	2,070	6,390	60	1,380	1,410	7,440	6,510	540
Elementary: 1 to 4 years..	211,440	2,850	36,060	3,660	3,060	3,120	19,830	53,700	480	10,080	5,040	29,760	41,160	2,640
5 to 7 years..	475,470	3,870	61,650	9,240	9,180	8,160	73,620	158,100	1,050	24,240	8,280	32,790	80,130	5,160
8 years.....	589,350	4,860	75,870	17,550	17,640	16,830	111,570	201,000	690	24,930	8,700	30,930	73,260	5,490
High school: 1 to 3 years..	1,076,430	20,070	59,460	53,850	64,560	56,010	259,950	368,340	720	55,620	5,880	23,790	99,690	8,490
4 years.....	1,516,110	78,900	99,720	126,480	176,080	140,190	369,980	334,090	870	67,770	8,100	26,370	75,570	9,990
College: 1 to 3 years..	463,800	83,970	15,330	65,880	71,550	75,180	64,770	48,000	210	17,520	990	4,380	11,190	4,830
4 yrs. or more	460,200	267,360	4,770	49,380	38,760	53,550	19,890	11,160	30	6,210	390	1,320	3,600	3,780
School years not reported..	74,160	9,330	3,600	5,190	4,260	5,700	11,130	13,590	210	3,690	510	3,990	6,570	6,390
Median school years.....	12.0	16+	9.0	12.6	12.5	12.7	11.9	10.4	8.7	11.3	8.5	8.3	8.9	11.3
30 to 34 years old.....	4,893,090	445,110	420,720	480,540	333,450	328,830	998,640	1,126,380	5,520	215,400	20,040	120,330	359,370	38,760
No school years completed..	33,630	120	6,090	750	480	450	3,240	6,510	180	1,650	600	6,330	6,840	390
Elementary: 1 to 4 years..	224,790	2,340	44,130	5,250	3,810	3,630	25,290	58,980	750	10,680	3,390	22,200	41,760	2,640
5 to 7 years..	538,320	4,470	78,930	16,650	10,830	9,750	96,180	173,310	1,170	27,450	5,100	28,500	81,060	4,920
8 years.....	716,100	6,720	105,480	31,710	20,730	18,900	160,260	223,290	900	31,590	5,190	25,470	80,610	5,250
High school: 1 to 3 years..	1,039,740	19,230	67,890	81,540	58,170	54,810	274,560	325,200	870	54,660	2,700	18,630	76,860	6,630
4 years.....	1,404,570	78,240	91,470	183,930	152,160	131,010	343,830	276,570	930	65,820	2,250	14,280	56,190	7,890
College: 1 to 3 years..	422,850	74,760	15,510	85,560	54,240	64,410	63,630	38,550	270	14,160	390	2,700	7,590	3,060
4 yrs. or more	441,090	251,640	6,990	71,070	28,710	41,490	18,780	10,500	210	5,400	210	1,200	2,340	2,550
School years not reported..	72,000	7,590	4,230	6,060	4,320	4,380	12,870	13,470	240	4,050	210	3,030	6,120	5,430
Median school years.....	11.6	16+	8.7	12.6	12.5	12.6	11.3	9.9	8.6	10.9	8.2	8.1	8.6	10.6
35 to 44 years old.....	9,388,710	783,720	941,430	1,194,090	541,170	559,470	1,936,470	1,945,020	15,300	471,690	26,130	223,680	675,090	75,450
No school years completed..	98,760	930	17,220	3,360	1,200	1,350	8,880	19,740	330	6,090	1,200	15,600	21,780	1,080
Elementary: 1 to 4 years..	598,980	4,770	122,370	22,980	7,980	9,180	74,400	145,680	2,220	31,920	5,220	52,380	114,360	5,520
5 to 7 years..	1,383,180	11,580	212,190	71,070	27,480	27,300	231,100	408,090	4,050	81,960	7,140	56,820	181,920	12,480
8 years.....	1,838,190	21,930	256,090	140,400	67,500	56,070	453,970	507,930	2,730	99,900	6,480	47,850	157,170	13,170
High school: 1 to 3 years..	1,874,610	47,760	138,090	228,240	114,300	109,260	518,250	457,230	2,490	110,400	2,880	24,060	108,960	12,690
4 years.....	1,907,730	116,400	135,000	352,110	189,300	189,000	430,800	305,630	2,070	99,570	2,220	14,910	61,770	10,950
College: 1 to 3 years..	717,780	122,970	31,800	194,130	77,640	95,460	97,140	56,220	540	23,310	480	3,390	10,320	4,380
4 yrs. or more	798,960	441,180	15,630	161,670	48,470	61,560	36,450	16,860	300	8,790	120	1,770	3,810	4,350
School years not reported..	170,520	16,200	11,040	20,130	9,300	10,290	30,480	29,540	570	9,750	390	6,900	15,000	10,830
Median school years.....	10.1	16+	8.4	12.3	12.3	12.4	9.8	8.8	8.3	9.3	7.7	7.1	8.1	9.0
45 to 54 years old.....	7,471,950	537,660	870,210	1,083,360	430,440	426,240	1,556,010	1,280,670	16,710	472,110	16,140	173,610	544,140	64,650
No school years completed..	144,510	810	24,450	9,450	1,350	2,190	15,000	28,410	840	10,620	1,380	17,970	30,630	1,410
Elementary: 1 to 4 years..	688,080	5,670	134,370	39,270	10,080	12,690	99,930	153,750	3,000	52,470	3,810	45,870	121,830	5,340
5 to 7 years..	1,587,080	15,360	222,000	104,160	37,470	34,230	304,650	340,350	4,050	110,130	4,170	43,380	157,530	11,580
8 years.....	1,920,000	29,850	279,420	208,590	91,170	76,770	509,340	398,460	3,810	132,990	3,750	38,250	133,350	14,250
High school: 1 to 3 years..	1,172,280	37,350	106,020	192,060	94,080	82,620	309,090	194,220	2,130	79,830	1,560	12,990	51,990	8,340
4 years.....	1,019,220	75,060	56,400	247,530	115,620	110,670	212,640	107,400	1,710	51,600	780	5,970	25,890	7,050
College: 1 to 3 years..	460,890	80,820	24,630	139,020	47,370	58,830	55,350	25,920	330	16,230	210	2,220	6,630	3,330
4 yrs. or more	530,700	280,950	11,670	121,890	25,980	39,300	25,290	10,710	300	6,090	120	1,200	3,090	4,110
School years not reported..	149,190	13,770	11,250	21,390	6,420	8,940	24,720	21,450	540	18,150	360	5,760	13,200	9,240
Median school years.....	8.8	16+	8.2	11.6	11.3	12.0	8.7	8.3	8.1	8.4	6.9	6.4	7.2	8.7
55 to 64 years old.....	5,190,630	318,900	767,250	702,480	288,930	276,990	1,088,130	773,730	12,390	427,140	16,170	127,410	401,460	49,650
No school years completed..	202,530	1,200	30,210	14,640	1,890	4,410	25,950	45,720	510	20,400	1,170	13,410	41,070	1,950
Elementary: 1 to 4 years..	675,020	4,890	140,760	45,060	10,410	13,740	106,170	133,080	2,310	65,930	3,990	34,050	104,400	7,230
5 to 7 years..	1,069,260	11,160	200,940	89,730	33,150	31,200	236,710	200,760	3,360	107,160	4,530	32,520	106,890	9,150
8 years.....	1,393,560	23,070	259,680	158,190	71,940	61,590	344,220	228,750	2,520	125,270	4,410	28,350	92,850	11,520
High school: 1 to 3 years..	617,670	21,930	74,340	105,810	55,050	47,010	145,590	79,800	1,320	47,220	1,050	7,550	26,010	4,890
4 years.....	567,570	46,170	37,350	141,120	67,110	62,490	105,060	50,250	1,440	33,990	510	4,170	13,290	4,620
College: 1 to 3 years..	256,560	43,920	23,040	68,970	28,590	30,960	29,460	13,230	210	9,840	270	1,710	4,230	2,130
4 yrs. or more	298,200	158,100	9,510	63,840	16,050	19,890	13,650	6,450	330	4,620	30	960	2,190	2,580
School years not reported..	112,260	8,460	11,220	15,120	4,740	5,700	19,320	15,690	390	10,710	210	4,590	10,530	5,580
Median school years.....	8.4	16+	8.0	10.0	10.3	10.6	8.4	8.0	7.8	8.1	6.9	6.3	6.4	8.3
65 to 74 years old.....	1,942,260	113,580	427,320	237,870	90,420	107,850	295,380	201,180	7,380	196,200	18,720	70,200	147,960	28,200
No school years completed..	101,340	450	23,250	8,250	780	2,280	10,380	15,180	690	11,310	1,650	8,520	17,340	1,260
Elementary: 1 to 4 years..	294,090	2,010	93,240	18,000	4,410	6,780	31,890	35,190	1,680	32,910	4,860	20,430	38,670	4,020
5 to 7 years..	414,660	4,650	111,360	35,130	12,990	14,460	72,330	51,480	1,770	47,850	4,770	15,810	36,480	6,180
8 years.....	528,390	8,730	124,770	59,220	24,360	26,880	99,840	59,190	1,650	59,550	5,100	15,360	36,630	7,110
High school: 1 to 3 years..	188,130	7,020	34,050	31,680	13,140	16,050	33,240	17,700	630	19,080	1,050	4,050	7,770	2,730
4 years.....	178,230	13,980	17,190	42,210	19,620	20,760	28,380	12,150	480	14,400	450	2,070	4,500	2,040
College: 1 to 3 years..	82,860	14,460	10,260	18,900	8,010	11,430	8,580	3,060	150	4,260	420	750	1,770	810
4 yrs. or more	106,980	59,250	5,820	18,090	5,130	6,540	4,500	2,220	150	2,190	90	690	1,080	1,230
School years not reported..	47,580	3,030	7,380	6,390	1,980	2,670	6,240	5,010	180	5,310	330	2,520	3,720	2,820
Median school years.....	8.3	16+	7.5	8.9	9.4	9.4	8.3	7.8	7.1	8.1	6.7	5.9	6.3	8.2
75 years old and over....	312,150	24,480	93,480	39,600	12,480	18,960	30,660	16,950	1,890	28,740	6,780	12,300	17,460	8,370
No school years completed..	16,290	90	6,720	1,110	60	300	1,200	960	240	1,200	600	1,740	1,650	420
Elementary: 1 to 4 years..	48,030	270	19,950	2,880	450	1,470	3,420	2,910	420	5,040	1,830	3,570	4,620	1,200
5 to 7 years..	64,710	630	22,860	6,270	1,920	2,340	7,800	4,200	360	7,800	1,620	2,670	4,410	1,830
8 years.....	83,400	1,980	27,450	9,300	3,510	4,740	10,620	5,040	480	9,450	1,980	2,580	4,320	1,950
High school: 1 to 3 years..	26,310	1,410	6,240	5,310	1,380	2,850	5,090	1,170	60	2,160	180	690	1,080	690
4 years.....	26,730	2,490	4,050	7,050	2,670	3,420	2,340	1,080	210	1,620	150	210	720	720
College: 1 to 3 years..	15,000	5,480	2,370	3,300	1,260	1,860	780	510	60	630	90	180	210	270
4 yrs. or more	22,320	15,530	1,590	3,210	810	1,440	660	270	...	60	90	210	120	330
School years not reported..	9,360	600	2,250	1,170	420	540	750	810	60	780	240	450	330	960
Median school years.....	8.3	16+	7.5	9.0	9.2	9.4	8.2	8.0	...	8.0	6.6	5.7	6.6	8.1

Table 11.—MAJOR OCCUPATION GROUP: PERSONS 14 YEARS OLD AND OVER, BY YEARS OF SCHOOL COMPLETED, AGE, COLOR, AND SEX, FOR THE UNITED STATES, BY REGIONS: 1950—Con.

[Based on 3⅓-percent sample. Percent not shown where less than 0.1 or where base is less than 3,000. Median not shown where less than 1.0 or where base is less than 3,000]

Area, age, color, sex, and years of school completed	Total	Professional, technical, and kindred workers	Farmers and farm managers	Managers, officials, and proprietors, except farm	Clerical and kindred workers	Sales workers	Craftsmen, foremen, and kindred workers	Operatives and kindred workers	Private household workers	Service workers, except private household	Farm laborers, unpaid family workers	Farm laborers, except unpaid, and farm foremen	Laborers, except farm and mine	Occupation not reported
UNITED STATES—MALE														
Nonwhite														
Total, 14 yrs. and over	3,678,900	84,840	494,850	84,870	115,320	45,960	283,410	757,740	39,690	492,750	126,540	268,890	834,840	49,200
Total, 14 to 24 yrs. old	685,740	7,200	47,610	3,990	19,800	11,910	29,490	130,650	4,320	84,720	105,300	84,120	145,440	11,190
Total, 25 yrs. and over	2,993,160	77,640	447,240	80,880	95,520	34,050	253,920	627,090	35,370	408,030	21,240	184,770	689,400	38,010
No school years completed	187,350	480	52,080	4,020	870	1,080	8,100	26,220	2,160	14,010	3,060	26,280	46,560	2,430
Elementary: 1 to 4 years	842,040	2,940	213,600	13,320	5,760	4,860	51,180	150,510	8,220	74,220	8,520	82,950	217,860	8,100
5 to 7 years	813,000	5,190	120,900	18,330	11,940	6,360	68,370	186,600	10,050	111,480	5,880	44,520	213,270	9,480
8 years	337,560	3,900	26,100	9,870	9,720	3,450	36,390	84,840	5,130	65,240	1,680	11,820	77,010	4,360
High school: 1 to 3 years	354,990	6,210	16,500	11,910	17,430	6,180	40,590	96,360	4,380	68,610	1,080	7,920	74,040	3,780
4 years	329,140	9,090	6,780	10,320	27,150	6,090	29,190	51,810	3,090	45,840	630	4,230	32,580	2,340
College: 1 to 3 years	81,210	9,840	2,220	5,430	14,130	3,120	9,780	13,050	780	14,550	90	810	6,690	720
4 yrs. or more	67,650	36,720	1,410	5,220	6,690	2,070	3,570	3,510	270	4,890	30	330	2,100	840
School years not reported	80,220	3,270	7,650	2,460	1,830	840	6,150	14,190	1,200	11,190	270	5,910	19,290	5,970
Median school years	6.6	15.9	4.1	8.4	12.0	9.4	7.8	7.1	7.0	8.0	4.5	4.0	6.0	6.7
Percent	100.0	100.0	100.0	100.0	100.0	100.0	100.0	100.0	100.0	100.0	100.0	100.0	100.0	100.0
No school years completed	6.3	0.6	11.6	5.0	0.9	3.2	3.2	4.2	6.1	3.4	14.4	14.2	6.8	6.4
Elementary: 1 to 4 years	28.1	3.8	47.8	16.5	6.0	14.3	20.2	24.0	23.2	18.2	40.1	44.9	31.6	21.3
5 to 7 years	27.2	6.7	27.0	22.7	12.5	18.7	27.2	29.8	28.5	27.3	27.7	24.1	30.9	24.9
8 years	11.3	5.0	5.8	12.2	10.2	10.1	14.3	13.5	14.7	15.5	7.9	6.4	11.2	11.4
High school: 1 to 3 years	11.9	8.0	3.7	14.7	18.2	18.1	16.0	15.4	12.4	16.8	5.1	4.3	10.7	9.9
4 years	7.7	11.7	1.5	12.6	28.4	17.9	11.5	8.3	8.7	11.2	3.0	2.3	4.7	6.8
College: 1 to 3 years	2.7	12.7	0.5	6.7	14.8	9.2	3.9	2.1	2.2	3.6	0.4	0.4	1.0	1.9
4 yrs. or more	2.3	47.3	0.3	6.5	7.0	6.1	1.4	0.6	0.8	1.2	0.1	0.2	0.3	2.2
School years not reported	2.7	4.2	1.7	3.0	1.9	2.5	2.4	2.3	3.4	2.7	1.3	3.2	2.8	15.7
14 and 15 years old	50,400	390	1,530	180	150	2,130	300	2,970	510	3,600	24,270	8,730	4,410	1,320
No school years completed	1,440	...	90	30	...	...	...	30	...	...	1,050	150	90	...
Elementary: 1 to 4 years	18,510	...	600	...	...	120	30	630	120	450	10,590	4,230	1,380	210
5 to 7 years	21,420	90	600	60	90	930	180	1,290	180	2,010	10,050	3,540	1,830	570
8 years	5,160	30	120	...	30	510	60	540	180	630	1,770	360	690	240
High school: 1 to 3 years	2,820	30	60	60	30	510	...	420	30	510	540	210	360	60
4 years	90	...	30	...	...	...	...	30	...	...	...	30	...	...
School years not reported	960	240	30	30	...	60	30	30	...	...	180	210	60	90
Median school years	5.7	...	...	...	...	...	...	...	...	7.0	5.1	4.9	6.2	...
16 and 17 years old	97,260	330	4,380	210	870	1,650	1,350	10,380	690	11,970	32,280	18,390	13,020	1,740
No school years completed	1,740	...	60	...	30	...	...	30	30	30	780	510	240	30
Elementary: 1 to 4 years	24,650	...	1,410	...	...	30	180	2,160	150	1,170	9,840	6,510	2,730	420
5 to 7 years	37,290	90	1,740	60	150	330	570	3,600	120	3,360	14,370	7,290	5,010	300
8 years	12,810	...	570	90	120	270	180	1,590	150	2,370	3,690	1,620	1,920	240
High school: 1 to 3 years	18,390	150	540	30	450	930	360	2,610	210	4,590	3,270	2,130	2,760	360
4 years	1,260	...	...	...	60	30	60	300	30	330	150	90	210	...
College: 1 to 3 years	60	...	...	...	...	30	...	...	...	...	...	...	30	...
School years not reported	1,080	90	60	30	60	30	...	90	...	120	180	240	120	60
Median school years	6.7	...	6.2	...	...	...	...	7.5	...	8.6	6.1	5.8	7.1	...
18 and 19 years old	134,100	540	7,560	480	3,180	2,250	4,530	22,650	960	17,960	25,320	18,780	27,720	2,180
No school years completed	2,250	...	60	...	...	...	30	180	...	90	750	540	510	90
Elementary: 1 to 4 years	26,670	...	2,130	60	90	150	240	3,930	180	1,530	6,750	5,940	5,310	360
5 to 7 years	43,830	120	2,970	180	210	450	1,440	6,960	240	3,810	10,260	7,110	9,630	480
8 years	15,870	60	780	90	420	180	780	2,760	90	2,430	2,640	1,740	3,780	120
High school: 1 to 3 years	30,930	120	1,140	120	930	930	1,200	5,910	360	6,480	4,170	2,670	6,330	570
4 years	11,760	150	300	30	1,350	480	690	2,370	90	3,090	660	480	1,770	300
College: 1 to 3 years	1,080	60	60	...	120	60	90	180	...	420	...	30	30	30
4 yrs. or more	30	...	...	...	...	...	...	...	...	...	...	...	30	...
School years not reported	1,650	30	120	...	60	...	60	360	...	120	90	270	330	210
Median school years	7.6	...	6.5	...	11.7	...	8.7	8.0	...	9.5	6.5	6.2	7.5	...
20 and 21 years old	149,750	1,890	10,800	660	4,560	2,460	7,260	32,910	990	19,890	13,350	15,650	37,110	2,130
No school years completed	2,880	...	540	...	...	...	60	390	...	120	540	570	630	30
Elementary: 1 to 4 years	24,930	...	3,240	30	150	...	480	4,350	120	1,140	2,970	5,640	6,540	270
5 to 7 years	42,960	90	4,020	30	420	210	1,530	8,850	120	3,990	5,310	5,970	11,940	480
8 years	16,890	120	1,050	60	180	120	960	4,680	90	2,040	1,560	1,530	4,230	270
High school: 1 to 3 years	33,450	450	1,380	150	1,350	780	2,040	8,460	390	6,060	2,100	2,010	7,950	330
4 years	20,730	300	360	180	1,830	930	1,740	5,010	210	4,410	630	480	4,350	240
College: 1 to 3 years	4,050	390	60	90	450	330	210	600	...	1,080	30	120	660	30
4 yrs. or more	810	180	...	30	90	...	...	150	30	120	...	...	120	90
School years not reported	3,060	60	150	90	60	60	240	420	30	330	210	330	690	390
Median school years	8.2	...	6.2	...	12.1	...	9.7	8.6	...	10.1	6.7	6.0	7.8	...
22 to 24 years old	264,220	4,350	23,340	2,460	11,040	3,420	16,050	61,740	1,170	31,890	10,080	21,570	63,180	3,930
No school years completed	5,940	30	1,230	...	30	...	90	840	...	210	480	1,110	1,830	90
Elementary: 1 to 4 years	43,710	90	7,320	240	210	300	1,290	8,190	120	2,190	3,000	7,410	12,810	540
5 to 7 years	68,460	240	9,270	450	990	360	4,110	15,110	180	6,510	3,180	7,440	18,810	810
8 years	29,850	150	2,100	360	660	300	2,190	8,340	240	4,080	1,140	1,710	8,130	450
High school: 1 to 3 years	57,330	480	2,310	390	2,580	690	4,230	16,410	330	10,230	1,530	2,370	14,730	1,050
4 years	31,770	750	840	720	4,170	660	2,940	8,700	120	6,000	570	900	4,950	450
College: 1 to 3 years	8,580	780	90	60	1,890	570	810	1,740	90	1,680	60	60	720	30
4 yrs. or more	2,790	1,200	30	90	360	270	180	210	30	240	...	30	120	30
School years not reported	5,790	630	150	150	150	270	210	1,200	60	750	120	540	1,080	480
Median school years	8.2	13.5	6.0	...	12.2	11.7	9.2	8.6	...	9.8	6.4	5.8	7.6	8.6

Table 11.—MAJOR OCCUPATION GROUP: PERSONS 14 YEARS OLD AND OVER, BY YEARS OF SCHOOL COMPLETED, AGE, COLOR, AND SEX, FOR THE UNITED STATES, BY REGIONS: 1950—Con.

[Based on 3⅓-percent sample. Percent not shown where less than 0.1 or where base is less than 3,000. Median not shown where less than 1.0 or where base is less than 3,000]

Area, age, color, sex, and years of school completed	Total	Professional, technical, and kindred workers	Farmers and farm managers	Managers, officials, and proprietors, except farm	Clerical and kindred workers	Sales workers	Craftsmen, foremen, and kindred workers	Operatives and kindred workers	Private household workers	Service workers, except private household	Farm laborers, unpaid family workers	Farm laborers, except unpaid, and farm foremen	Laborers, except farm and mine	Occupation not reported
UNITED STATES—MALE—Con.														
Nonwhite—Con.														
25 to 29 years old.....	456,330	12,900	46,020	6,900	21,840	5,640	36,450	117,030	2,790	53,100	7,080	31,320	108,450	6,810
No school years completed..	11,910	60	2,700	60	30	60	390	2,040	30	600	600	1,980	3,090	270
Elementary: 1 to 4 years..	85,200	180	17,640	420	570	240	4,380	17,970	390	4,770	2,370	12,420	22,920	930
5 to 7 years..	119,540	360	15,600	1,260	1,680	780	8,820	30,300	750	11,640	2,310	9,870	34,440	1,830
8 years.....	51,570	210	3,750	540	1,530	630	4,650	15,150	480	6,720	600	2,640	13,890	780
High school: 1 to 3 years..	86,050	990	3,570	1,500	4,410	1,200	8,520	28,860	510	14,130	690	2,400	20,310	960
4 years.....	60,840	1,860	1,560	1,710	7,850	1,350	7,230	16,360	420	10,650	450	1,080	9,420	900
College: 1 to 3 years..	17,640	1,830	390	660	3,990	1,020	1,530	3,390	90	2,820	30	210	1,620	60
4 yrs. or more	11,190	6,840	60	450	1,560	300	300	360	...	930	...	30	150	210
School years not reported..	10,290	570	750	300	240	60	630	2,580	120	840	30	690	2,610	870
Median school years.....	8.1	16+	5.4	11.0	12.3	11.7	8.9	8.5	...	9.5	5.7	5.3	7.3	7.9
30 to 34 years old.....	432,570	10,770	49,380	8,520	19,020	4,230	39,810	108,870	3,990	53,010	3,210	22,590	103,410	5,760
No school years completed..	12,750	...	3,300	180	30	30	630	2,040	150	720	300	1,980	3,210	180
Elementary: 1 to 4 years..	90,180	240	19,980	690	660	270	6,090	19,530	660	6,150	1,230	9,270	24,450	960
5 to 7 years..	119,550	390	16,860	1,290	1,830	510	9,420	31,470	990	12,990	1,080	6,930	34,260	1,530
8 years.....	49,950	270	3,300	870	1,290	390	5,130	14,070	630	7,830	330	1,620	13,680	540
High school: 1 to 3 years..	73,080	750	3,120	1,830	3,660	900	8,220	23,340	690	12,090	120	1,230	16,230	900
4 years.....	49,950	1,560	1,500	1,890	6,420	1,050	6,660	12,420	510	8,940	90	840	7,440	630
College: 1 to 3 years..	15,270	1,110	240	810	3,360	540	2,250	2,910	90	2,190	...	60	1,560	150
4 yrs. or more	11,580	6,030	270	810	1,530	450	330	810	90	870	30	30	210	120
School years not reported..	10,260	420	810	150	240	90	1,080	2,280	180	1,230	30	630	2,370	750
Median school years.....	7.7	16+	5.2	10.9	12.3	11.9	8.6	8.0	8.2	8.8	5.2	4.9	7.0	7.7
35 to 44 years old.....	887,610	22,740	113,070	22,800	28,350	10,110	77,850	206,490	9,510	116,160	4,050	49,290	216,360	10,830
No school years completed..	39,720	60	8,880	720	240	180	1,980	7,260	210	2,670	480	5,190	11,400	450
Elementary: 1 to 4 years..	238,770	660	55,140	2,670	1,620	1,350	14,220	50,670	1,890	17,160	1,830	22,320	66,930	2,310
5 to 7 years..	258,300	1,140	34,440	4,980	3,750	1,890	22,800	65,010	2,850	32,730	1,260	13,230	71,460	2,760
8 years.....	107,100	1,080	6,660	3,090	2,910	660	11,280	30,120	1,410	18,900	300	3,660	25,650	1,380
High school: 1 to 3 years..	109,680	1,920	3,930	3,930	5,370	2,400	13,050	28,950	1,530	22,560	150	2,100	22,590	1,200
4 years.....	65,310	2,340	1,650	3,000	7,620	2,010	8,370	14,820	930	13,740	...	1,080	9,330	420
College: 1 to 3 years..	23,850	2,970	300	1,770	3,930	810	3,060	3,960	270	4,350	...	180	1,950	300
4 yrs. or more	21,270	11,670	240	1,980	2,250	510	1,260	1,080	60	1,140	...	90	780	210
School years not reported..	23,610	900	1,830	660	660	300	1,830	4,620	360	2,910	30	1,440	6,270	1,800
Median school years.....	6.8	16+	4.4	8.9	12.0	10.0	7.9	7.0	7.6	8.2	4.3	4.4	6.1	6.9
45 to 54 years old.....	675,050	15,510	98,940	22,980	16,260	8,280	60,600	153,950	9,720	101,460	2,760	38,070	156,900	7,620
No school years completed..	50,730	90	12,300	1,350	180	300	2,340	8,520	630	3,660	540	7,140	13,080	600
Elementary: 1 to 4 years..	219,180	660	50,280	4,530	1,710	1,560	14,820	41,310	2,340	21,810	1,320	17,490	59,550	1,800
5 to 7 years..	190,380	1,440	25,080	5,730	3,060	1,740	17,670	42,780	2,820	31,650	630	7,920	47,820	2,040
8 years.....	78,210	1,080	5,820	3,120	2,400	1,140	9,540	18,660	1,680	16,170	120	2,070	15,630	840
High school: 1 to 3 years..	53,910	1,110	2,490	2,760	2,610	1,260	7,290	11,220	1,140	12,360	60	1,110	10,110	390
4 years.....	32,280	1,800	720	2,160	3,150	990	4,500	5,610	600	7,590	...	570	4,290	300
College: 1 to 3 years..	15,030	1,950	480	1,350	1,860	450	1,920	1,920	180	3,510	30	180	1,140	60
4 yrs. or more	13,410	6,660	210	1,290	810	510	960	870	60	1,170	...	90	660	120
School years not reported..	19,920	720	1,560	690	480	330	1,560	3,060	330	3,540	60	1,500	4,620	1,470
Median school years.....	5.9	14.9	3.9	7.8	9.6	8.3	7.1	6.1	6.8	7.2	...	3.5	5.2	6.0
55 to 64 years old.....	363,990	10,200	77,520	13,740	8,040	3,660	29,940	49,500	5,400	59,610	1,830	24,630	75,630	4,290
No school years completed..	40,350	180	11,910	1,020	330	300	1,980	4,530	330	3,840	420	5,190	9,810	510
Elementary: 1 to 4 years..	133,980	780	39,480	3,210	900	810	8,550	16,620	1,530	16,200	780	12,720	31,080	1,320
5 to 7 years..	90,780	1,170	17,700	3,750	1,320	930	7,920	14,670	1,860	16,770	330	3,840	19,830	690
8 years.....	36,870	780	3,780	1,680	1,320	420	4,800	5,850	570	9,630	180	1,080	6,180	660
High school: 1 to 3 years..	22,680	840	1,860	1,410	1,170	270	2,640	3,420	420	5,970	30	600	3,780	270
4 years.....	14,940	990	690	960	1,680	450	2,010	2,070	390	3,570	...	330	1,740	60
College: 1 to 3 years..	6,840	1,290	540	660	750	210	720	750	90	1,290	30	90	330	90
4 yrs. or more	6,810	3,720	300	570	390	210	480	240	60	510	...	30	270	30
School years not reported..	10,740	450	1,260	480	180	60	840	1,350	150	1,830	60	810	2,610	660
Median school years.....	5.1	13.3	3.7	6.9	9.2	7.2	6.5	5.6	6.2	6.6	...	3.1	4.4	5.0
65 to 74 years old.....	153,750	4,530	51,540	5,130	1,800	1,980	8,280	10,110	3,240	21,840	1,830	15,600	25,770	2,100
No school years completed..	25,380	30	9,600	540	60	180	690	1,530	570	2,130	570	3,810	5,340	330
Elementary: 1 to 4 years..	64,830	330	26,370	1,500	270	600	2,760	4,050	1,200	7,350	840	7,320	11,670	570
5 to 7 years..	30,030	660	9,600	1,230	240	480	2,040	2,220	720	4,920	210	2,280	4,860	570
8 years.....	12,390	450	2,460	510	270	210	930	930	420	3,450	120	690	1,830	120
High school: 1 to 3 years..	6,720	510	1,260	420	180	120	810	570	90	1,410	30	360	930	30
4 years.....	4,980	390	540	540	420	240	300	480	120	1,230	60	300	330	30
College: 1 to 3 years..	2,190	540	270	120	210	60	300	90	60	360	...	60	90	30
4 yrs. or more	2,880	1,440	270	90	120	90	240	120	...	270	...	60	30	150
School years not reported..	4,350	180	1,170	180	30	...	210	120	60	720	...	720	690	270
Median school years.....	4.0	12.5	3.4	6.1	...	...	5.9	4.4	4.4	5.7	...	3.0	3.5	...
75 years old and over....	25,860	990	10,770	810	210	150	990	1,140	720	2,850	480	3,270	2,880	600
No school years completed..	6,510	60	3,390	150	...	30	90	300	240	390	150	990	630	90
Elementary: 1 to 4 years..	9,900	90	4,710	300	30	30	360	360	210	780	150	1,410	1,260	210
5 to 7 years..	4,320	30	1,620	90	60	30	300	150	90	780	60	450	600	60
8 years.....	1,470	30	330	60	...	...	60	60	60	540	30	120	150	30
High school: 1 to 3 years..	870	90	270	60	30	30	60	...	...	90	...	120	90	30
4 years.....	840	150	120	60	30	...	120	30	120	120	30	30	30	...
College: 1 to 3 years..	390	150	...	60	30	30	...	30	...	30	...	30	...	30
4 yrs. or more	510	360	60	30	30	...	...	30	...	...	...	...	...	...
School years not reported..	1,050	30	270	...	...	...	...	180	...	120	60	120	120	150
Median school years.....	3.4	...	2.6	...	...	...	...	...	...	...	...	2.7	...	...

Table 11.—MAJOR OCCUPATION GROUP: PERSONS 14 YEARS OLD AND OVER, BY YEARS OF SCHOOL COMPLETED, AGE, COLOR, AND SEX, FOR THE UNITED STATES, BY REGIONS: 1950—Con.

[Based on 3½-percent sample. Percent not shown where less than 0.1 or where base is less than 3,000. Median not shown where less than 1.0 or where base is less than 3,000]

Area, age, color, sex, and years of school completed	Total	Professional, technical, and kindred workers	Farmers and farm managers	Managers, officials, and proprietors, except farm	Clerical and kindred workers	Sales workers	Craftsmen, foremen, and kindred workers	Operatives and kindred workers	Private household workers	Service workers, except private household	Farm laborers, unpaid family workers	Farm laborers, except unpaid, and farm foremen	Laborers, except farm and mine	Occupation not reported
UNITED STATES—FEMALE														
Total														
Total, 14 yrs. and over	15,753,240	1,962,510	119,160	672,900	4,272,620	1,323,900	237,030	3,019,870	1,359,240	1,918,440	328,050	134,790	123,540	281,190
Total, 14 to 24 years old	3,679,170	372,270	6,120	35,040	1,506,570	331,320	34,410	571,110	245,070	363,870	79,170	41,370	26,310	66,540
Total, 25 yrs. and over	12,074,070	1,590,240	113,040	637,860	2,766,050	992,580	202,620	2,448,760	1,114,170	1,554,570	248,880	93,420	97,230	214,650
No school years completed	136,800	1,680	5,250	5,910	3,300	4,470	1,830	41,820	35,490	19,080	5,340	6,600	2,610	5,420
Elementary: 1 to 4 years	625,470	11,580	19,620	19,920	21,900	20,970	6,720	159,990	191,940	92,790	29,580	26,150	10,380	13,950
5 to 7 years	1,494,210	16,140	27,270	52,650	52,710	74,220	26,640	520,890	328,820	264,450	57,870	24,360	20,220	29,970
8 years	2,011,170	37,410	25,940	96,090	210,990	177,660	48,240	659,340	253,610	373,260	72,600	13,740	23,820	40,470
High school: 1 to 3 years	2,151,480	73,470	13,110	120,630	446,570	245,310	46,240	571,000	167,310	367,380	35,190	8,940	19,620	34,710
4 years	3,173,490	252,480	11,790	202,890	1,407,870	339,960	49,230	393,420	104,160	315,660	32,670	6,990	14,550	41,880
College: 1 to 3 years	1,177,800	414,630	5,760	80,640	416,670	82,260	10,500	46,680	20,730	67,320	10,050	2,310	2,370	17,880
4 yrs. or more	1,053,840	745,110	3,630	45,320	162,090	28,470	5,820	15,780	8,910	21,330	2,220	870	1,230	12,060
School years not reported	249,810	37,740	2,670	12,810	43,950	19,260	5,400	39,840	25,200	33,300	3,360	3,480	2,430	20,370
Median school years	11.3	15.8	8.1	12.1	12.4	11.6	9.9	8.7	7.9	9.1	8.4	6.8	8.6	9.8
Percent	100.0	100.0	100.0	100.0	100.0	100.0	100.0	100.0	100.0	100.0	100.0	100.0	100.0	100.0
No school years completed	1.1	0.1	4.6	0.9	0.1	0.5	0.9	1.7	3.2	1.2	2.1	7.1	2.7	1.6
Elementary: 1 to 4 years	5.2	0.7	17.4	3.1	0.8	2.1	3.3	6.5	17.2	6.0	11.9	28.0	10.7	6.8
5 to 7 years	12.4	1.0	24.1	8.3	1.9	7.5	13.1	21.3	29.3	17.0	23.3	26.1	20.8	14.0
8 years	15.7	2.4	21.2	15.1	7.6	17.9	23.8	26.9	21.0	24.0	29.2	14.7	24.5	18.9
High school: 1 to 3 years	17.8	4.6	11.6	18.9	16.1	24.7	23.8	23.3	15.0	23.6	14.1	9.6	20.2	16.2
4 years	26.3	15.9	10.4	31.8	50.9	34.3	24.3	16.1	9.3	20.3	13.1	7.5	15.0	19.5
College: 1 to 3 years	9.8	26.1	5.1	12.6	15.1	8.3	5.2	1.9	1.9	4.3	4.0	2.5	2.4	8.3
4 yrs. or more	8.7	46.9	3.2	7.3	5.9	2.9	2.9	0.6	0.8	1.4	0.9	0.9	1.3	5.6
School years not reported	2.1	2.4	2.4	2.0	1.6	1.9	2.7	1.6	2.3	2.1	1.4	3.7	2.5	9.5
14 and 15 years old	98,910	1,890	570	330	3,570	9,870	420	2,220	38,340	10,770	16,110	5,550	570	8,700
No school years completed	990	...	30	...	...	30	...	60	210	90	210	210	30	120
Elementary: 1 to 4 years	5,850	30	210	...	30	120	...	240	1,170	150	2,010	1,380	150	360
5 to 7 years	24,930	120	180	60	420	1,080	60	540	9,300	2,220	5,940	2,400	90	2,520
8 years	32,250	360	30	60	960	3,000	...	690	15,150	3,720	4,380	960	210	2,730
High school: 1 to 3 years	31,770	690	60	120	1,890	5,370	150	570	12,240	4,380	3,240	390	90	2,580
4 years	330	30	...	30	120	30	...	30	...	30	30	...	...	30
School years not reported	2,790	660	60	60	150	240	210	90	270	180	300	210	...	360
Median school years	8.5	...	...	...	9.5	9.3	...	...	8.6	8.8	7.9	6.4	...	8.4
16 and 17 years old	315,090	7,290	1,110	1,170	54,150	67,740	1,470	40,800	48,000	51,390	18,780	8,850	3,450	10,890
No school years completed	1,680	...	90	...	90	60	...	120	360	60	540	210	30	120
Elementary: 1 to 4 years	8,910	30	150	...	660	600	30	1,230	1,950	1,050	1,320	1,410	120	360
5 to 7 years	29,220	60	360	30	600	1,470	120	4,710	8,190	4,920	4,320	2,850	330	1,260
8 years	35,520	90	60	90	1,560	3,750	60	8,730	6,900	6,900	4,260	1,560	540	1,020
High school: 1 to 3 years	199,500	3,480	390	660	32,220	56,130	960	23,250	28,620	34,650	7,650	2,310	2,190	6,990
4 years	54,680	2,910	...	270	17,970	5,070	120	2,280	1,320	3,030	630	240	120	720
College: 1 to 3 years	1,250	270	...	...	450	180	...	90	90	90	...	...	...	90
School years not reported	4,320	450	60	120	600	480	180	390	570	690	60	270	120	330
Median school years	10.2	11.8	...	...	11.2	10.5	...	9.7	9.7	10.1	8.7	7.8	9.9	10.1
18 and 19 years old	887,160	59,910	1,050	4,380	397,740	97,800	6,360	133,110	49,800	92,340	14,850	9,690	6,450	13,680
No school years completed	2,400	120	...	...	450	150	60	630	270	180	300	210	...	30
Elementary: 1 to 4 years	12,030	240	120	30	1,740	750	30	2,400	2,220	1,140	1,260	1,470	210	420
5 to 7 years	37,170	180	360	180	1,620	1,830	90	11,820	7,830	5,550	3,360	2,730	600	1,020
8 years	53,040	450	90	210	5,100	4,170	420	20,100	7,830	9,120	2,400	1,290	870	990
High school: 1 to 3 years	201,870	3,030	210	900	44,430	33,150	2,160	52,920	17,550	34,650	4,260	2,370	2,370	3,870
4 years	503,880	36,000	180	2,430	309,510	51,510	3,210	42,990	12,030	34,650	3,030	1,170	2,100	5,070
College: 1 to 3 years	61,620	17,490	...	390	28,830	5,280	240	810	1,350	5,520	60	90	180	1,380
4 yrs. or more	2,280	570	...	30	1,140	120	...	120	30	240	...	...	...	30
School years not reported	12,870	1,830	90	210	4,920	840	150	1,320	690	1,290	180	360	120	870
Median school years	12.3	12.7	...	12.3	12.5	12.2	12.1	10.8	10.1	11.6	9.0	8.2	10.9	12.0
20 and 21 years old	984,900	93,270	1,080	8,850	469,890	72,900	9,630	157,170	44,460	86,880	12,420	7,320	6,210	14,820
No school years completed	2,490	90	90	...	420	30	30	510	270	480	330	120	...	120
Elementary: 1 to 4 years	13,740	570	120	180	2,340	570	180	2,730	2,850	1,620	1,170	900	300	810
5 to 7 years	42,930	360	270	180	2,190	1,770	330	15,600	9,990	5,850	2,580	2,310	570	930
8 years	59,730	540	150	420	5,730	3,480	750	25,740	7,020	8,940	2,610	1,200	870	1,230
High school: 1 to 3 years	167,520	3,390	90	1,260	42,720	15,810	2,730	56,100	11,220	26,850	2,310	1,320	1,650	3,060
4 years	515,880	29,760	180	4,920	329,940	40,470	4,530	51,750	9,960	33,330	2,820	960	2,460	4,800
College: 1 to 3 years	140,490	40,380	60	1,380	72,360	8,880	660	2,700	2,400	8,670	420	270	210	2,160
4 yrs. or more	26,100	15,750	30	360	7,740	660	180	270	120	600	...	30	30	330
School years not reported	16,020	2,430	90	210	5,400	1,230	240	1,770	630	1,530	180	210	120	1,980
Median school years	12.4	13.8	...	12.5	12.5	12.4	12.1	10.8	9.5	12.0	8.8	8.2	11.3	12.2
22 to 24 years old	1,393,110	209,910	2,310	20,310	581,220	83,010	16,530	237,810	64,470	122,490	17,010	9,960	9,630	18,450
No school years completed	3,960	120	90	30	720	150	30	1,110	510	450	360	240	60	60
Elementary: 1 to 4 years	24,610	1,350	330	330	3,120	960	120	5,880	5,880	2,430	1,860	1,590	570	390
5 to 7 years	58,550	630	540	510	2,730	2,010	750	25,200	15,030	11,520	3,690	3,180	1,110	1,650
8 years	89,460	960	300	690	7,500	5,850	1,830	39,900	10,140	14,910	3,300	1,290	1,320	1,470
High school: 1 to 3 years	247,920	5,070	420	2,910	60,420	19,950	4,410	86,640	16,860	39,210	3,480	1,800	3,120	3,630
4 years	610,890	40,170	360	9,480	374,610	42,510	6,690	69,930	11,790	40,980	3,690	1,380	2,910	5,550
College: 1 to 3 years	172,770	55,980	60	3,000	88,170	6,750	1,290	4,560	2,310	8,130	360	120	300	1,740
4 yrs. or more	148,980	100,380	120	2,910	35,400	3,540	780	1,530	600	2,460	60	...	60	1,140
School years not reported	25,800	5,250	90	450	8,550	1,290	630	3,060	1,350	2,400	210	360	180	1,980
Median school years	12.4	13.5	...	12.6	12.6	12.3	12.1	10.6	9.0	11.4	8.8	7.8	10.6	12.2

Table 11.—MAJOR OCCUPATION GROUP: PERSONS 14 YEARS OLD AND OVER, BY YEARS OF SCHOOL COMPLETED, AGE, COLOR, AND SEX, FOR THE UNITED STATES, BY REGIONS: 1950—Con.

[Based on 3⅓-percent sample. Percent not shown where less than 0.1 or where base is less than 3,000. Median not shown where less than 1.0 or where base is less than 3,000]

Area, age, color, sex, and years of school completed	Total	Professional, technical, and kindred workers	Farmers and farm managers	Managers, officials, and proprietors, except farm	Clerical and kindred workers	Sales workers	Craftsmen, foremen, and kindred workers	Operatives and kindred workers	Private household workers	Service workers, except private household	Farm laborers, unpaid family workers	Farm laborers, except unpaid, and farm foremen	Laborers, except farm and mine	Occupation not reported
UNITED STATES—FEMALE—Con.														
Total—Con.														
25 to 29 years old.....	1,947,330	253,200	5,100	44,820	673,620	126,570	27,000	402,900	113,940	206,400	33,750	14,670	15,450	29,910
No school years completed..	7,530	120	150	150	810	210	120	2,370	1,440	930	510	510	90	120
Elementary: 1 to 4 years..	47,040	1,530	600	600	3,630	1,140	420	11,520	12,960	6,360	3,390	3,060	840	990
5 to 7 years..	137,550	1,530	1,290	1,560	4,050	4,440	1,590	53,220	30,570	22,530	7,110	4,530	2,550	2,580
8 years.....	162,990	1,530	690	2,220	12,360	9,780	2,940	71,610	18,240	28,380	7,080	1,950	2,910	3,300
High school: 1 to 3 years..	364,680	7,830	480	7,530	67,200	31,770	8,250	133,740	27,420	62,550	6,240	1,800	4,440	5,430
4 years.....	800,310	47,790	1,230	21,300	430,920	63,300	10,620	115,680	17,700	68,340	7,830	1,890	3,810	9,900
College: 1 to 3 years..	213,840	64,170	240	6,300	107,460	9,780	1,350	7,170	2,400	10,380	1,080	330	480	2,700
4 yrs. or more	177,660	122,070	180	4,440	38,250	4,080	960	2,280	600	2,610	210	60	30	1,890
School years not reported..	35,730	6,630	240	720	8,940	2,070	750	5,310	2,610	4,320	300	540	300	3,000
Median school years.....	12.3	15.9	8.6	12.5	12.6	12.2	11.9	10.3	8.6	11.1	8.8	7.3	9.8	12.1
30 to 34 years old.....	1,737,810	204,540	7,530	64,050	451,590	136,440	30,930	401,760	128,940	217,200	36,210	13,650	15,990	28,980
No school years completed..	9,540	390	210	120	420	570	120	3,210	2,220	1,050	420	360	210	240
Elementary: 1 to 4 years..	56,790	1,530	1,110	1,140	2,790	1,560	510	14,340	16,800	7,890	3,450	3,390	840	1,440
5 to 7 years..	166,090	1,650	1,770	3,600	3,990	6,330	2,520	65,940	38,040	25,940	7,590	4,020	2,700	3,000
8 years.....	216,060	2,880	1,260	5,280	15,450	15,210	5,430	93,000	23,640	34,920	10,140	1,650	3,180	4,020
High school: 1 to 3 years..	361,200	6,720	1,080	12,630	57,750	37,650	8,640	125,760	26,580	65,310	5,970	1,680	4,560	5,370
4 years.....	587,130	37,140	1,170	27,360	264,060	60,180	10,800	86,070	15,990	64,860	6,690	1,680	3,750	7,380
College: 1 to 3 years..	163,140	50,760	300	7,890	71,340	9,480	1,590	6,510	2,280	8,610	1,200	390	240	2,550
4 yrs. or more	142,980	98,550	240	4,560	28,890	3,210	570	1,590	720	2,340	300	60	180	1,770
School years not reported..	32,880	4,920	390	1,470	6,900	2,250	750	5,340	2,670	3,780	450	420	330	3,210
Median school years.....	12.1	15.9	8.4	12.3	12.5	12.1	11.3	9.5	8.3	10.6	8.6	7.1	9.6	11.3
35 to 44 years old.....	3,652,770	487,410	24,150	195,960	828,720	311,640	65,160	795,020	305,400	446,520	75,000	27,720	31,110	57,960
No school years completed..	23,370	330	630	570	840	630	270	6,180	7,230	3,150	990	1,590	390	630
Elementary: 1 to 4 years..	162,450	3,360	4,530	3,660	6,810	4,980	1,680	43,290	51,000	21,660	7,890	7,620	2,790	3,180
5 to 7 years..	462,180	4,410	6,480	13,050	15,780	20,730	8,730	184,590	97,950	71,340	17,280	7,770	6,780	7,290
8 years.....	600,900	7,020	3,870	24,330	65,040	50,520	15,390	228,900	58,140	108,900	21,870	3,720	8,400	10,800
High school: 1 to 3 years..	711,930	19,800	2,850	40,950	156,930	83,130	17,220	189,510	42,710	120,150	10,830	2,910	6,900	11,040
4 years.....	932,460	74,160	3,300	68,700	399,840	110,610	14,790	112,020	27,210	93,840	10,860	1,890	4,260	10,980
College: 1 to 3 years..	360,270	132,480	1,260	26,310	121,470	25,920	3,480	15,450	5,370	18,330	3,810	780	660	4,950
4 yrs. or more	327,870	235,470	810	14,760	48,720	9,180	1,860	4,590	2,070	5,490	660	390	450	3,420
School years not reported..	71,340	10,380	420	3,630	13,290	5,940	1,740	11,550	6,720	9,660	810	1,050	480	5,670
Median school years.....	11.3	15.9	8.1	12.2	12.4	11.7	10.0	8.7	7.8	9.5	8.5	6.6	8.6	10.2
45 to 54 years old.....	2,751,840	384,870	30,750	189,300	554,240	249,960	46,650	515,830	274,410	357,570	59,130	21,450	19,950	47,730
No school years completed..	40,710	510	1,530	1,680	750	1,320	630	13,350	10,500	5,280	1,530	1,860	810	960
Elementary: 1 to 4 years..	186,240	2,400	5,700	6,420	5,550	6,750	2,190	52,560	56,040	27,030	7,860	6,870	2,970	3,900
5 to 7 years..	404,010	4,020	7,170	18,090	16,860	24,210	7,710	135,210	84,240	73,770	15,060	4,920	5,310	7,440
8 years.....	558,540	11,820	6,390	33,660	73,920	55,320	14,220	162,540	58,020	105,180	17,970	3,840	5,490	10,170
High school: 1 to 3 years..	439,050	20,760	3,750	35,610	114,410	59,280	8,430	77,440	32,910	68,340	7,530	1,590	2,040	6,960
4 years.....	538,260	52,890	2,700	51,810	221,940	67,920	8,070	49,770	19,500	48,870	5,190	900	1,800	6,900
College: 1 to 3 years..	273,690	102,630	1,710	25,110	79,560	22,950	2,700	10,410	4,530	15,750	2,820	420	660	4,440
4 yrs. or more	250,530	180,990	1,170	13,080	31,350	7,200	1,620	4,470	2,220	5,070	480	150	330	2,400
School years not reported..	60,810	8,850	630	3,840	9,900	5,010	1,080	10,080	6,450	8,280	690	900	540	4,560
Median school years.....	10.1	15.8	8.1	11.8	12.3	10.8	8.9	8.3	7.4	8.7	8.3	5.9	8.1	8.9
55 to 64 years old.....	1,494,270	200,190	27,480	105,570	213,540	132,960	26,190	261,930	194,880	243,360	34,560	11,730	11,130	30,750
No school years completed..	38,970	180	1,320	2,280	330	1,290	570	13,470	8,670	6,360	1,380	1,500	840	780
Elementary: 1 to 4 years..	125,310	1,680	4,920	5,640	2,100	4,800	1,650	31,320	37,740	22,290	4,830	3,510	2,280	2,550
5 to 7 years..	242,700	3,390	6,390	11,880	9,840	14,160	5,070	66,690	53,340	52,740	8,490	2,580	2,160	5,970
8 years.....	349,560	9,600	7,020	22,320	36,570	37,260	8,010	80,190	48,870	75,590	12,210	1,980	2,880	7,260
High school: 1 to 3 years..	213,150	13,230	3,120	16,660	42,720	27,960	4,650	34,200	20,760	37,830	3,810	750	1,290	4,170
4 years.....	238,470	29,220	1,920	24,060	75,450	23,460	3,840	23,070	15,240	29,310	1,650	570	600	4,080
College: 1 to 3 years..	129,570	51,120	1,440	11,700	30,750	11,100	960	5,040	3,930	10,230	900	300	210	1,890
4 yrs. or more	121,500	86,910	900	6,870	11,910	3,840	750	2,100	1,800	3,960	480	120	210	1,650
School years not reported..	35,040	4,860	450	2,160	3,870	3,090	690	5,850	4,530	5,250	810	420	660	2,400
Median school years.....	8.9	15.4	8.1	10.5	12.2	9.8	8.7	8.2	7.7	8.5	8.2	5.8	7.9	8.7
65 to 74 years old.....	436,770	52,920	14,940	33,360	40,920	32,310	6,120	64,050	84,870	76,770	9,240	3,660	3,150	14,460
No school years completed..	14,580	90	1,110	990	90	420	90	3,030	4,860	2,040	450	660	240	510
Elementary: 1 to 4 years..	42,600	990	2,400	1,950	900	1,650	180	6,330	15,450	7,050	1,980	1,860	630	1,530
5 to 7 years..	70,890	960	3,450	3,930	1,950	3,900	960	14,130	19,920	15,690	2,190	450	720	2,640
8 years.....	109,770	3,690	3,750	7,380	7,200	8,850	2,130	21,300	23,130	24,510	2,970	450	810	3,570
High school: 1 to 3 years..	55,770	4,470	1,710	4,740	6,990	5,190	930	9,420	8,940	10,860	720	210	360	1,230
4 years.....	68,340	9,720	1,230	8,460	14,400	7,950	1,050	5,970	7,590	9,360	390	60	210	1,950
College: 1 to 3 years..	33,210	11,760	660	2,850	5,730	2,700	360	1,890	1,980	3,750	210	90	90	1,140
4 yrs. or more	29,970	19,470	210	2,220	2,760	900	60	540	1,230	1,740	90	60	30	660
School years not reported..	11,640	1,770	420	840	900	750	360	1,440	1,770	1,770	240	90	60	1,230
Median school years.....	8.8	14.4	8.1	10.3	12.2	9.6	8.8	8.4	8.1	8.5	7.8	3.9	7.8	8.5
75 years old and over....	53,280	7,110	3,090	4,800	3,420	2,700	570	6,270	11,730	6,750	990	540	450	4,860
No school years completed..	2,100	60	300	120	60	30	30	270	570	270	60	120	30	180
Elementary: 1 to 4 years..	5,040	90	360	510	120	90	90	630	1,950	510	180	120	30	360
5 to 7 years..	8,790	180	720	540	240	450	60	1,110	2,760	1,440	150	90	...	1,050
8 years.....	13,350	870	960	900	450	720	120	1,800	3,570	1,980	360	120	150	1,350
High school: 1 to 3 years..	5,700	660	120	510	570	330	120	930	990	840	90	...	30	510
4 years.....	8,520	1,560	840	1,200	1,260	540	60	840	930	1,080	60	...	120	630
College: 1 to 3 years..	4,080	1,710	150	480	360	330	60	210	240	270	30	...	30	210
4 yrs. or more	3,330	1,650	120	390	210	60	...	210	270	120	...	30	...	270
School years not reported..	2,370	330	120	150	150	150	30	270	450	240	60	60	60	300
Median school years.....	8.7	13.0	8.1	10.5	12.2	...	...	8.6	8.1	8.5	...	...	...	8.5

Table 11.—MAJOR OCCUPATION GROUP: PERSONS 14 YEARS OLD AND OVER, BY YEARS OF SCHOOL COMPLETED, AGE, COLOR, AND SEX, FOR THE UNITED STATES, BY REGIONS: 1950—Con.

[Based on 3⅓-percent sample. Percent not shown where less than 0.1 or where base is less than 3,000. Median not shown where less than 1.0 or where base is less than 3,000]

Area, age, color, sex, and years of school completed	Total	Professional, technical, and kindred workers	Farmers and farm managers	Managers, officials, and proprietors, except farm	Clerical and kindred workers	Sales workers	Craftsmen, foremen, and kindred workers	Operatives and kindred workers	Private household workers	Service workers except private household	Farm laborers, unpaid family workers	Farm laborers, except unpaid, and farm foremen	Laborers, except farm and mine	Occupation not reported
UNITED STATES—FEMALE														
Nonwhite														
Total, 14 yrs. and over	1,937,820	107,640	34,050	27,180	84,750	27,090	12,450	284,070	788,430	361,290	80,400	70,470	28,500	31,500
Total, 14 to 24 yrs. old.	363,630	17,940	2,640	1,710	26,700	6,060	2,310	55,560	117,810	63,430	33,090	21,300	5,070	8,010
Total, 25 yrs. and over..	1,574,190	89,700	31,410	25,470	58,050	21,030	10,140	228,510	670,620	295,860	47,310	49,170	23,430	23,490
No school years completed..	50,310	60	3,510	600	90	180	210	5,700	25,260	5,130	2,970	4,590	930	1,350
Elementary: 1 to 4 years..	289,230	1,440	12,690	3,090	1,080	1,530	720	29,160	153,630	39,750	16,380	20,460	4,740	4,560
5 to 7 years..	446,190	2,190	10,860	6,720	2,010	4,080	2,400	63,240	228,060	79,440	18,840	15,180	6,660	5,310
8 years.....	202,470	1,620	1,800	3,540	3,000	2,460	1,620	35,670	94,920	45,270	3,570	3,420	3,360	2,220
High school: 1 to 3 years...	245,100	3,810	1,440	4,380	7,440	4,560	1,920	48,060	96,720	63,900	3,810	2,670	3,630	2,760
4 years.....	169,470	8,280	510	3,600	23,490	5,460	2,160	32,760	44,910	41,160	1,080	1,170	2,670	2,220
College: 1 to 3 years...	65,460	21,240	120	2,010	12,630	1,680	510	6,630	7,920	11,100	240	300	540	540
4 yrs. or more	66,570	48,600	30	900	6,960	480	180	2,310	3,450	2,850	60	90	150	510
School years not reported..	39,390	2,460	450	630	1,350	600	420	4,980	15,750	7,260	360	1,290	750	3,090
Median school years.....	7.9	16+	4.8	8.6	12.6	10.3	8.9	8.4	7.0	8.4	5.7	4.8	7.6	7.1
Percent.....	100.0	100.0	100.0	100.0	100.0	100.0	100.0	100.0	100.0	100.0	100.0	100.0	100.0	100.0
No school years completed..	3.2	0.1	11.2	2.4	0.2	0.9	2.1	2.5	3.8	1.7	6.3	9.3	4.0	4.6
Elementary: 1 to 4 years..	18.4	1.6	40.4	12.1	1.9	7.3	7.1	12.8	22.9	13.4	34.6	41.6	20.2	19.4
5 to 7 years..	28.3	2.4	34.6	26.4	3.5	19.4	23.7	27.7	34.0	26.9	39.8	30.9	28.4	27.7
8 years.....	12.9	1.8	5.7	13.9	5.2	11.7	16.0	15.6	14.2	15.3	7.5	7.0	14.3	9.5
High school: 1 to 3 years..	15.6	4.2	4.6	17.2	12.8	21.7	18.9	21.0	14.4	21.6	8.1	5.4	15.5	11.7
4 years.....	10.8	9.2	1.6	14.1	40.5	26.0	21.3	14.3	6.7	13.9	2.3	2.4	11.4	9.5
College: 1 to 3 years..	4.2	23.7	0.4	7.9	21.8	8.0	5.0	2.9	1.2	3.8	0.5	0.6	2.3	2.3
4 yrs. or more	4.2	54.2	0.1	3.5	12.0	2.3	1.8	1.0	0.5	1.0	0.1	0.2	0.6	2.2
School years not reported..	2.5	2.7	1.4	2.5	2.3	2.9	4.1	2.2	2.3	2.5	0.8	2.6	3.2	13.2
14 and 15 years old.....	17,160	180	270	...	...	120	30	240	5,280	960	5,060	2,880	150	990
No school years completed..	390	...	30	...	...	...	...	60	...	30	150	90	...	30
Elementary: 1 to 4 years..	3,480	...	120	...	...	...	...	90	480	90	1,560	840	120	180
5 to 7 years..	7,860	...	90	...	...	30	30	90	2,550	450	2,910	1,380	...	330
8 years.....	2,760	60	...	...	...	...	...	...	1,110	180	690	450	30	240
High school: 1 to 3 years..	2,160	...	30	...	...	90	...	...	1,110	150	570	120	...	90
4 years.....	...	...	...	...	...	...	...	...	...	...	...	...	...	...
School years not reported..	510	120	...	...	...	...	...	...	30	60	180	...	...	120
Median school years.....	6.7	...	...	...	...	...	...	...	7.5	...	6.3	...	...	...
16 and 17 years old.....	36,630	180	390	90	690	450	90	2,460	13,860	4,950	7,800	4,500	420	1,350
No school years completed..	720	...	30	...	...	...	...	90	...	...	510	60	30	...
Elementary: 1 to 4 years..	3,780	...	30	...	...	30	...	150	1,320	270	900	900	30	150
5 to 7 years..	12,120	30	240	30	30	30	...	630	4,350	1,500	2,820	1,980	90	390
8 years.....	6,210	...	30	30	30	90	30	420	2,040	720	1,740	720	90	270
High school: 1 to 3 years..	11,700	30	60	...	390	210	...	990	4,860	2,130	1,620	780	150	480
4 years.....	1,560	120	...	...	240	60	30	90	450	330	150	30	30	30
College: 1 to 3 years..	60	...	...	...	...	...	...	60	...	...	...	...	...	...
School years not reported..	480	...	...	30	...	30	30	30	240	...	60	30	...	30
Median school years.....	8.2	...	...	...	...	...	...	...	8.4	9.0	7.6	6.9	...	...
18 and 19 years old.....	68,640	1,920	450	240	4,170	1,470	300	10,110	22,800	12,660	7,320	4,590	1,140	1,470
No school years completed..	840	...	...	...	...	...	...	330	120	30	210	120	...	30
Elementary: 1 to 4 years..	4,200	...	60	...	...	...	...	360	1,500	360	1,020	720	90	90
5 to 7 years..	14,010	30	240	90	90	60	30	1,290	5,100	2,040	2,550	1,770	330	390
8 years.....	7,950	30	30	30	120	150	30	1,230	3,120	1,320	840	660	150	240
High school: 1 to 3 years..	22,170	60	60	60	660	510	120	3,540	8,400	4,770	2,160	1,080	330	420
4 years.....	15,750	1,050	...	...	2,550	720	120	3,030	3,840	3,540	480	150	150	120
College: 1 to 3 years..	2,400	630	...	30	690	30	...	150	330	420	...	...	60	60
4 yrs. or more	120	30	...	...	...	...	...	60	30	...	...	...	...	...
School years not reported..	1,800	90	60	30	60	...	...	120	360	180	60	90	30	120
Median school years.....	9.9	...	...	...	12.5	...	...	10.5	9.5	10.6	7.8	7.4	...	...
20 and 21 years old.....	87,810	3,930	540	270	7,590	1,770	750	14,910	28,980	16,740	5,340	3,810	1,110	2,070
No school years completed..	930	...	90	...	30	...	...	90	150	150	270	120	...	30
Elementary: 1 to 4 years..	5,760	30	90	30	90	...	60	630	2,430	750	900	600	90	60
5 to 7 years..	17,280	90	180	30	120	210	30	2,190	7,800	2,550	1,770	1,740	180	390
8 years.....	9,750	60	90	...	120	90	60	2,040	4,140	1,740	750	390	90	180
High school: 1 to 3 years..	21,900	270	30	...	720	420	210	4,950	7,920	4,830	1,110	630	330	480
4 years.....	22,920	1,260	30	90	4,200	840	390	4,290	5,010	5,430	420	210	360	390
College: 1 to 3 years..	5,850	990	30	60	2,040	150	...	390	1,020	1,050	60	30	30	...
4 yrs. or more	1,500	1,080	...	...	150	60	...	30	90	90	...	...	...	...
School years not reported..	1,920	150	...	60	120	...	...	300	420	150	60	90	30	540
Median school years.....	10.3	13.5	...	...	12.6	...	...	10.4	8.9	10.9	7.5	7.0	...	...
22 to 24 years old.....	153,390	11,730	990	1,110	14,250	2,250	1,140	27,840	47,490	30,120	6,570	5,520	2,250	2,130
No school years completed..	1,470	...	30	30	60	30	...	330	420	150	240	150	30	...
Elementary: 1 to 4 years..	11,550	210	240	90	210	60	60	1,650	4,800	1,290	1,500	1,050	270	120
5 to 7 years..	29,520	90	390	90	270	120	90	4,770	12,300	5,760	2,370	2,250	390	630
8 years.....	16,680	30	90	30	240	90	60	3,990	6,690	3,390	840	720	270	240
High school: 1 to 3 years..	35,340	570	120	150	1,500	450	240	8,310	12,420	8,490	1,260	810	630	390
4 years.....	34,650	1,440	120	360	6,990	1,080	450	6,900	7,920	7,920	210	360	390	510
College: 1 to 3 years..	11,340	2,400	...	180	3,210	270	30	1,020	1,770	2,100	90	30	180	60
4 yrs. or more	9,060	6,210	...	120	1,650	120	...	330	300	300	...	...	30	...
School years not reported..	3,780	780	...	60	120	30	210	540	870	720	60	150	60	180
Median school years.....	10.3	16+	...	...	12.7	...	...	10.1	8.9	10.5	6.9	7.0	...	...

Table 11.—MAJOR OCCUPATION GROUP: PERSONS 14 YEARS OLD AND OVER, BY YEARS OF SCHOOL COMPLETED, AGE, COLOR, AND SEX, FOR THE UNITED STATES, BY REGIONS: 1950—Con.

[Based on 3⅓-percent sample. Percent not shown where less than 0.1 or where base is less than 3,000. Median not shown where less than 1.0 or where base is less than 3,000]

Area, age, color, sex, and years of school completed	Total	Professional, technical, and kindred workers	Farmers and farm managers	Managers, officials, and proprietors, except farm	Clerical and kindred workers	Sales workers	Craftsmen, foremen, and kindred workers	Operatives and kindred workers	Private household workers	Service workers, except private household	Farm laborers, unpaid family workers	Farm laborers, except unpaid, and farm foremen	Laborers, except farm and mine	Occupation not reported
UNITED STATES--FEMALE--Con.														
Nonwhite--Con.														
25 to 29 years old.....	270,210	20,610	1,710	2,040	19,530	4,440	1,920	50,190	88,800	56,070	8,520	8,820	3,900	3,660
No school years completed..	3,240	...	120	90	30	...	...	600	1,140	480	270	390	90	30
Elementary: 1 to 4 years..	25,170	210	450	150	270	90	60	3,210	11,310	3,600	2,220	2,610	540	450
5 to 7 years..	61,380	300	720	450	450	420	300	11,310	26,460	11,910	3,780	3,420	1,020	840
8 years.....	30,450	150	90	90	330	420	210	6,990	12,630	7,380	570	810	480	300
High school: 1 to 3 years..	59,040	810	150	510	1,890	1,170	450	13,320	21,720	15,600	1,170	870	930	450
4 years.....	52,500	2,040	30	420	9,570	1,890	660	11,700	11,700	12,450	330	390	630	690
College: 1 to 3 years..	16,590	4,890	...	150	4,680	300	90	1,680	1,260	3,060	90	60	120	210
4 yrs. or more	15,060	11,550	...	90	1,890	60	...	540	390	360	...	...	...	180
School years not reported..	6,780	660	150	90	420	90	150	840	2,190	1,230	90	270	90	510
Median school years.....	9.6	16+	...	...	12.7	12.0	...	9.6	8.5	9.8	6.4	6.1	8.5	8.9
30 to 34 years old.....	263,010	16,590	2,490	3,570	13,710	4,050	2,490	46,890	97,980	52,680	7,080	7,230	4,230	4,020
No school years completed..	3,300	...	120	...	...	60	60	690	1,470	210	240	240	60	150
Elementary: 1 to 4 years..	32,010	330	900	240	120	210	60	4,500	14,430	5,190	2,370	2,700	510	450
5 to 7 years..	68,550	270	960	720	360	510	540	11,970	32,820	12,210	3,030	2,790	1,230	1,140
8 years.....	34,830	360	150	570	750	390	450	7,410	15,630	7,350	450	450	570	300
High school: 1 to 3 years..	52,890	720	180	600	1,320	1,050	540	11,700	19,890	14,220	630	630	780	630
4 years.....	38,700	1,470	150	870	5,700	1,470	540	7,530	9,570	9,630	270	270	780	450
College: 1 to 3 years..	12,840	3,510	...	360	3,000	180	120	1,650	1,560	2,250	...	30	90	90
4 yrs. or more	13,680	9,510	...	180	2,160	90	60	360	570	540	30	30	30	120
School years not reported..	6,210	420	30	30	300	90	120	1,080	2,040	1,080	60	90	180	690
Median school years.....	8.7	16+	...	10.2	12.7	11.3	...	8.8	7.9	9.2	5.9	5.7	8.4	7.8
35 to 44 years old.....	320,350	30,030	9,180	9,390	16,740	6,420	3,090	78,690	220,470	100,770	15,120	14,580	8,700	7,170
No school years completed..	11,220	30	480	60	30	60	60	1,200	5,850	1,350	660	990	150	300
Elementary: 1 to 4 years..	87,330	570	3,630	870	450	540	300	10,830	44,670	12,090	5,130	5,970	1,560	1,320
5 to 7 years..	158,430	870	3,870	2,550	780	1,110	870	23,430	79,980	28,770	6,570	4,950	2,790	1,890
8 years.....	73,560	480	390	1,080	1,140	690	540	13,020	34,230	17,190	1,320	1,020	1,500	960
High school: 1 to 3 years..	83,730	1,110	510	1,740	2,640	1,470	510	16,620	32,850	21,870	1,110	780	1,410	1,110
4 years.....	50,340	2,550	180	1,440	5,580	1,410	540	9,510	14,220	12,000	300	210	930	570
College: 1 to 3 years..	21,270	7,290	30	930	3,780	810	120	2,190	2,670	3,000	30	150	150	120
4 yrs. or more	22,110	16,380	...	420	2,040	180	60	780	1,140	900	...	60	30	150
School years not reported..	12,360	750	90	300	300	150	120	1,710	4,860	2,700	...	450	180	750
Median school years.....	7.9	16+	5.3	9.0	12.6	10.5	8.5	8.3	7.1	8.4	5.8	5.1	7.7	7.5
45 to 54 years old.....	337,350	15,180	9,060	5,750	6,750	4,230	2,010	38,250	164,550	59,820	10,050	11,130	4,530	5,040
No school years completed..	16,020	30	1,110	240	...	60	90	2,100	8,130	1,800	660	1,260	300	240
Elementary: 1 to 4 years..	84,690	180	3,780	960	210	390	210	7,590	46,980	12,270	3,990	5,400	1,350	1,380
5 to 7 years..	105,750	480	2,880	1,920	300	1,500	480	12,060	58,350	18,240	3,750	2,910	1,290	1,590
8 years.....	44,370	420	720	1,200	660	600	330	6,450	21,960	9,300	750	900	690	390
High school: 1 to 3 years..	36,180	630	360	1,080	1,470	600	300	4,950	16,050	9,330	570	210	300	330
4 years.....	19,890	1,560	90	630	2,250	570	330	2,820	6,420	4,410	180	120	210	300
College: 1 to 3 years..	10,290	3,570	60	390	990	300	180	900	1,440	2,130	90	60	120	60
4 yrs. or more	10,830	7,830	30	180	630	60	60	420	870	660	30	...	60	...
School years not reported..	9,330	480	30	150	240	150	30	960	4,350	1,680	30	270	210	750
Median school years.....	6.8	16+	4.6	8.2	12.3	8.2	...	7.2	6.3	7.5	5.3	4.1	6.2	6.0
55 to 64 years old.....	136,230	5,790	5,820	2,880	1,110	1,470	510	11,670	72,150	20,850	4,830	5,280	1,650	2,220
No school years completed..	10,020	...	780	150	...	...	...	780	5,430	690	780	1,050	240	120
Elementary: 1 to 4 years..	42,390	60	2,700	600	30	180	60	2,850	25,170	5,100	1,830	2,580	630	600
5 to 7 years..	40,470	150	1,710	750	120	450	210	3,780	23,220	6,960	1,320	900	210	690
8 years.....	15,480	150	330	540	120	360	60	1,440	8,280	3,270	420	240	90	180
High school: 1 to 3 years..	10,410	390	180	360	60	240	90	1,230	4,860	2,160	330	180	180	150
4 years.....	6,510	480	30	240	390	90	60	1,020	2,340	1,410	...	180	120	150
College: 1 to 3 years..	3,720	1,710	30	180	150	90	...	150	810	480	30	...	60	30
4 yrs. or more	3,810	2,730	...	...	180	30	30	150	300	330	...	...	30	30
School years not reported..	3,420	120	60	60	60	30	...	270	1,740	450	120	150	90	270
Median school years.....	6.0	15.8	4.1	...	...	...	...	6.6	5.6	6.9	4.4	3.3	...	...
65 to 74 years old.....	42,390	1,410	2,730	720	150	360	120	2,370	24,300	5,280	1,560	1,950	390	1,050
No school years completed..	5,490	...	660	60	...	...	...	180	2,940	540	330	540	60	180
Elementary: 1 to 4 years..	16,110	90	1,170	210	...	120	30	750	10,080	1,320	780	1,140	150	270
5 to 7 years..	10,680	120	630	300	...	90	...	630	6,600	1,350	360	210	120	270
8 years.....	3,510	60	120	60	...	...	30	330	2,010	750	60	...	30	60
High school: 1 to 3 years..	2,670	150	60	60	60	30	30	180	1,320	660	...	...	30	90
4 years.....	1,380	180	30	...	...	30	30	120	600	330	...	...	...	60
College: 1 to 3 years..	630	210	...	...	30	...	...	30	150	180	...	...	...	30
4 yrs. or more	990	570	...	30	60	60	...	60	150	60	...	...	...	...
School years not reported..	930	30	60	...	...	30	...	90	450	90	30	60	...	90
Median school years.....	4.8	...	...	...	...	...	...	...	4.6	6.6	...	...	...	...
75 years old and over....	4,650	90	420	120	60	60	...	450	2,370	390	150	180	30	330
No school years completed..	1,020	...	240	...	30	...	...	150	300	60	30	120	30	60
Elementary: 1 to 4 years..	1,530	...	60	60	...	...	...	30	990	180	60	60	...	90
5 to 7 years..	930	...	90	30	...	...	...	60	630	...	30	...	...	90
8 years.....	270	...	...	...	...	...	...	30	180	30	...	...	...	30
High school: 1 to 3 years..	180	...	...	30	...	...	...	60	30	60	...	...	...	...
4 years.....	150	...	...	...	...	...	...	60	60	30	...	...	...	...
College: 1 to 3 years..	120	60	...	...	...	...	...	30	30	...	...	...	...	...
4 yrs. or more	90	30	...	...	...	...	...	...	30	...	...	...	...	30
School years not reported..	360	...	30	...	30	60	...	30	120	30	30	...	...	30
Median school years.....	3.9	...	...	...	...	...	...	...	...	...	...	...	...	...

Table 11.—MAJOR OCCUPATION GROUP: PERSONS 14 YEARS OLD AND OVER, BY YEARS OF SCHOOL COMPLETED, AGE, COLOR, AND SEX, FOR THE UNITED STATES, BY REGIONS: 1950—Con.

[Based on 3⅓-percent sample. Percent not shown where less than 0.1 or where base is less than 3,000. Median not shown where less than 1.0 or where base is less than 3,000]

Area, age, color, sex, and years of school completed	Total	Professional, technical, and kindred workers	Farmers and farm managers	Managers, officials, and proprietors, except farm	Clerical and kindred workers	Sales workers	Craftsmen, foremen, and kindred workers	Operatives and kindred workers	Private household workers	Service workers, except private household	Farm laborers, unpaid family workers	Farm laborers, except unpaid, and farm foremen	Laborers, except farm and mine	Occupation not reported
NORTH AND WEST—MALE														
Total, 14 yrs. and over..	28,144,310	2,252,220	2,208,630	3,114,000	1,989,820	1,890,160	5,572,050	5,859,190	43,560	1,764,690	264,540	752,640	2,158,590	274,200
Total, 14 to 24 yrs. old..	3,829,430	186,120	126,270	102,210	380,860	348,870	479,920	1,017,960	5,220	220,560	192,480	252,900	454,050	62,010
Total, 25 yrs. and over...	24,314,880	2,066,100	2,082,360	3,011,790	1,608,960	1,541,310	5,092,130	4,841,230	38,340	1,544,130	72,060	499,740	1,704,540	212,190
No school years completed...	317,550	2,820	21,690	29,460	4,860	8,130	45,840	77,640	870	38,250	1,950	20,100	62,190	3,750
Elementary: 1 to 4 years....	1,206,570	14,070	122,010	88,710	27,510	30,840	204,600	289,260	4,020	134,040	7,830	64,830	204,510	14,340
5 to 7 years....	3,073,080	31,560	354,030	206,100	92,370	73,470	669,150	822,810	8,280	276,510	14,790	108,750	386,310	28,950
8 years.....	5,709,210	77,850	824,700	502,920	250,920	204,090	1,385,640	1,343,910	9,750	405,690	26,610	154,050	478,200	44,880
High school: 1 to 3 years....	4,363,680	111,900	268,470	489,780	303,390	252,060	1,144,260	1,119,300	5,340	282,570	7,170	61,920	288,090	29,430
4 years.....	5,357,130	330,720	341,580	853,800	580,830	516,840	1,223,960	920,920	6,150	280,350	9,930	56,460	202,290	33,300
College: 1 to 3 years....	1,817,670	325,050	85,170	414,660	209,520	254,160	250,770	148,830	1,230	68,670	1,920	11,370	33,060	15,240
4 yrs. or more..	2,037,180	1,130,160	37,770	375,240	117,450	176,760	93,840	46,320	1,200	26,340	630	5,160	15,020	15,240
School years not reported...	432,810	41,970	26,940	51,120	22,110	24,960	74,070	72,240	1,500	31,710	1,230	17,100	36,870	30,990
Median school years.....	10.1	16+	8.6	12.2	12.2	12.4	9.5	8.9	8.5	8.8	8.4	8.3	8.4	9.0
Percent.....	100.0	100.0	100.0	100.0	100.0	100.0	100.0	100.0	100.0	100.0	100.0	100.0	100.0	100.0
No school years completed...	1.3	0.1	1.0	1.0	0.6	0.5	0.9	1.6	2.3	2.5	2.7	4.0	3.6	1.6
Elementary: 1 to 4 years....	5.0	0.7	5.9	2.9	1.7	2.0	4.0	6.0	10.5	8.7	10.9	13.0	12.0	6.8
5 to 7 years....	12.6	1.5	17.0	6.8	5.7	4.8	13.1	17.0	21.6	17.9	20.5	21.8	22.7	13.6
8 years.....	23.5	3.8	39.6	16.7	15.6	13.2	27.2	27.8	25.4	26.3	36.9	30.8	28.1	21.2
High school: 1 to 3 years....	17.9	5.4	12.9	16.3	18.9	16.4	22.5	23.1	13.9	18.3	10.0	12.4	16.9	15.9
4 years.....	22.0	16.0	16.4	28.3	36.1	33.5	24.0	19.0	16.0	18.2	13.8	11.3	11.9	15.7
College: 1 to 3 years....	7.5	15.7	4.1	13.8	13.0	16.5	4.9	3.1	3.2	4.4	2.7	2.3	1.9	5.8
4 yrs. or more..	8.4	54.7	1.8	12.5	7.3	11.5	1.8	1.0	3.1	1.7	0.9	1.0	0.8	5.3
School years not reported...	1.8	2.0	1.5	1.7	1.4	1.6	1.5	1.5	3.9	2.1	1.7	3.4	2.2	14.6
14 and 15 years old.....	177,960	6,120	1,890	2,010	3,780	53,460	3,180	11,160	1,020	15,030	43,560	15,480	12,870	8,400
No school years completed...	1,230	30	90	30	30	240	...	60	...	...	450	90	30	180
Elementary: 1 to 4 years....	2,400	30	60	60	30	270	60	90	...	180	660	540	180	240
5 to 7 years....	45,600	180	300	180	720	15,390	540	2,160	240	3,630	13,140	4,080	2,940	2,160
8 years.....	66,510	390	720	510	1,230	21,240	780	3,900	510	5,790	18,270	6,180	4,620	2,370
High school: 1 to 3 years....	50,070	510	270	420	1,440	15,150	810	4,230	210	5,220	10,800	3,450	4,800	2,760
4 years.....	660	60	30	120	60	90	60	90	...	90	...	...	30	30
School years not reported...	11,490	4,920	420	690	270	1,080	930	630	60	120	240	1,200	270	660
Median school years.....	8.5	8.9	...	...	8.8	8.5	8.7	8.8	...	8.6	8.4	8.4	8.7	8.5
16 and 17 years old.....	353,400	4,350	4,740	2,190	23,730	46,950	12,630	61,110	840	42,150	54,390	42,840	47,310	10,170
No school years completed...	1,680	60	30	...	...	150	30	150	...	60	450	270	420	60
Elementary: 1 to 4 years....	5,520	120	210	90	180	390	60	960	...	600	720	1,230	720	240
5 to 7 years....	30,660	120	390	120	1,140	1,650	1,080	5,490	90	3,150	4,860	6,930	5,100	540
8 years.....	62,010	240	1,530	450	2,040	3,660	1,980	10,290	180	5,280	14,250	12,510	8,370	1,830
High school: 1 to 3 years....	223,960	1,920	2,250	1,080	16,380	38,130	8,220	40,200	540	31,170	31,380	19,980	30,660	7,050
4 years.....	16,710	510	240	120	3,390	2,190	900	3,030	30	1,200	2,070	1,050	1,560	420
College: 1 to 3 years....	690	60	...	...	180	120	30	150	...	120	30	...	...	...
School years not reported...	7,170	1,320	90	330	420	660	330	840	...	570	630	870	480	630
Median school years.....	9.9	10.5	9.2	...	10.5	10.4	10.1	10.0	...	10.1	9.6	9.0	9.9	10.1
18 and 19 years old.....	699,360	17,190	15,480	7,950	80,070	58,170	59,250	191,160	840	43,530	46,200	64,200	105,050	12,270
No school years completed...	2,310	...	30	...	60	120	60	450	...	210	390	570	360	60
Elementary: 1 to 4 years....	8,730	90	120	30	540	450	420	2,310	60	600	600	1,860	1,500	150
5 to 7 years....	41,160	180	810	240	1,140	960	3,240	11,580	120	3,630	2,940	7,650	7,950	720
8 years.....	83,490	390	3,030	540	3,240	1,920	5,730	22,320	60	3,570	11,160	15,360	14,880	1,290
High school: 1 to 3 years....	210,000	2,970	2,790	1,830	17,640	17,130	17,760	65,430	450	15,390	13,440	16,470	34,800	3,900
4 years.....	308,070	9,540	8,130	4,110	49,890	30,840	29,160	81,270	90	15,330	16,410	19,680	39,420	4,200
College: 1 to 3 years...	34,980	3,270	510	870	6,330	5,970	1,980	5,670	60	4,230	900	1,500	2,940	750
4 yrs. or more..	1,080	120	30	90	210	120	120	210	...	30	30	30	90	...
School years not reported...	9,540	630	30	240	1,020	660	780	1,920	...	540	330	1,080	1,110	1,200
Median school years.....	12.0	12.5	12.1	12.3	12.3	12.3	12.1	11.7	...	11.6	10.8	10.1	11.3	11.6
20 and 21 years old.....	903,210	38,010	28,950	21,540	101,850	65,490	121,710	269,970	960	41,670	27,510	56,970	116,430	12,150
No school years completed...	3,000	60	210	...	60	90	120	780	...	90	300	780	480	30
Elementary: 1 to 4 years....	13,170	240	330	210	900	570	930	3,360	60	1,050	390	2,250	2,700	180
5 to 7 years....	52,200	300	960	270	1,830	1,170	5,730	18,480	60	2,400	2,130	5,730	12,090	1,050
8 years.....	111,810	690	5,760	1,110	4,020	3,090	11,970	36,670	180	4,680	7,740	13,380	19,470	1,050
High school: 1 to 3 years....	213,840	3,720	4,650	3,720	15,870	10,050	33,270	82,110	270	10,560	3,810	10,740	32,490	2,580
4 years.....	385,800	13,890	14,970	10,650	57,480	32,640	60,000	107,220	240	12,600	11,520	19,980	40,740	3,870
College: 1 to 3 years....	100,440	14,310	1,710	4,440	16,950	15,750	7,650	15,960	120	8,850	1,260	3,060	6,690	1,680
4 yrs. or more..	10,980	3,960	30	780	1,800	1,230	630	960	30	600	60	270	270	360
School years not reported...	11,970	840	330	360	930	900	1,410	2,430	...	840	300	780	1,500	1,350
Median school years.....	12.1	13.0	12.2	12.5	12.5	12.5	12.1	11.6	...	12.1	11.4	10.7	11.1	12.1
22 to 24 years old.....	1,695,500	120,450	75,210	68,520	171,430	124,600	285,150	484,560	1,560	78,180	20,820	73,410	174,390	19,020
No school years completed...	6,090	270	510	150	150	150	450	1,350	30	240	330	1,170	1,140	150
Elementary: 1 to 4 years....	26,130	810	630	480	1,380	870	2,970	6,870	60	1,530	690	4,200	5,100	540
5 to 7 years....	95,130	990	2,820	1,500	3,120	1,590	11,700	34,110	210	5,490	2,160	9,660	20,700	1,080
8 years.....	209,160	1,590	16,200	3,420	7,880	5,490	30,910	76,320	270	8,400	5,700	18,030	32,880	3,070
High school: 1 to 3 years....	457,740	7,680	16,140	12,300	31,290	20,850	90,330	173,130	390	22,170	4,410	15,510	59,100	4,440
4 years.....	586,780	28,290	34,170	23,140	77,010	49,140	117,090	155,280	330	24,300	6,630	20,040	43,680	4,680
College: 1 to 3 years....	188,330	28,860	3,360	13,560	36,530	29,640	22,200	28,110	210	12,600	540	2,490	7,680	2,550
4 yrs. or more..	99,570	48,540	900	8,100	12,390	15,240	3,840	4,320	30	2,340	150	750	1,590	1,380
School years not reported...	24,570	3,420	480	870	1,680	1,830	3,660	5,070	30	1,110	210	1,560	2,520	2,130
Median school years.....	12.1	15.0	12.0	12.6	12.5	12.7	12.0	11.1	...	12.0	10.0	9.6	10.3	12.0

Table 11.—MAJOR OCCUPATION GROUP: PERSONS 14 YEARS OLD AND OVER, BY YEARS OF SCHOOL COMPLETED, AGE, COLOR, AND SEX, FOR THE UNITED STATES, BY REGIONS: 1950—Con.

[Based on 3⅓-percent sample. Percent not shown where less than 0.1 or where base is less than 3,000. Median not shown where less than 1.0 or where base is less than 3,000]

Area, age, color, sex, and years of school completed	Total	Professional, technical, and kindred workers	Farmers and farm managers	Managers, officials, and proprietors, except farm	Clerical and kindred workers	Sales workers	Craftsmen, foremen, and kindred workers	Operatives and kindred workers	Private household workers	Service workers, except private household	Farm laborers, unpaid family workers	Farm laborers, except unpaid, and farm foremen	Laborers, except farm and mine	Occupation not reported
NORTH AND WEST—MALE—Con.														
25 to 29 years old.....	3,397,360	354,300	182,850	236,310	291,450	260,490	669,560	850,690	2,340	151,290	17,550	90,570	259,710	30,270
No school years completed...	11,220	270	930	540	480	270	1,020	2,610	...	1,080	300	1,650	1,800	270
Elementary: 1 to 4 years....	52,710	1,800	1,890	1,770	2,010	1,710	7,110	14,790	240	4,620	390	8,090	9,390	900
5 to 7 years....	197,920	2,280	10,170	3,960	5,010	3,180	29,220	69,300	330	12,150	2,100	13,080	35,040	2,100
8 years.....	425,280	3,450	49,890	12,660	13,260	10,980	78,000	147,990	480	16,260	5,670	24,330	56,490	3,810
High school: 1 to 3 years....	754,590	13,350	26,550	34,770	45,360	33,660	182,670	277,110	330	40,020	2,160	16,020	77,370	5,220
4 years.....	1,221,210	62,490	77,430	95,070	142,200	108,060	298,460	282,970	630	54,570	5,790	22,470	65,730	7,350
College: 1 to 3 years....	352,620	64,320	11,310	48,000	52,350	57,240	50,160	38,640	150	13,710	720	3,600	8,910	3,510
4 yrs. or more..	343,650	199,650	3,090	36,480	27,600	41,880	15,300	8,250	30	4,710	180	870	3,030	2,580
School years not reported...	48,180	6,690	1,590	3,060	3,180	3,510	7,620	9,030	150	2,160	240	2,460	3,960	4,530
Median school years.....	12.2	16+	12.0	12.7	12.5	12.7	12.1	11.0	...	11.9	9.3	9.0	10.0	12.1
30 to 34 years old.....	3,448,440	339,570	222,780	349,980	254,580	240,840	728,400	812,670	2,790	158,640	8,820	66,780	237,810	24,780
No school years completed...	10,110	60	330	480	390	240	1,320	2,730	30	990	60	1,410	1,860	210
Elementary: 1 to 4 years....	63,000	1,560	3,690	2,730	2,370	2,250	9,930	17,880	90	5,070	570	4,770	11,130	960
5 to 7 years....	235,260	2,760	17,670	8,220	6,150	4,200	42,180	82,710	480	14,730	1,500	11,520	41,220	1,920
8 years.....	545,760	5,190	74,760	23,580	17,160	12,450	121,620	175,320	570	23,670	3,720	20,700	63,660	3,360
High school: 1 to 3 years....	749,700	13,110	36,120	53,910	43,560	35,910	196,770	252,000	420	40,440	1,230	11,850	60,060	4,320
4 years.....	1,140,930	63,270	71,790	142,080	121,140	101,490	283,290	233,730	780	55,590	1,320	12,090	48,120	6,240
College: 1 to 3 years....	325,850	58,020	11,340	61,770	40,050	49,440	50,460	31,140	150	11,250	240	1,980	5,910	2,100
4 yrs. or more..	333,390	190,260	4,800	53,580	20,940	32,280	14,730	7,860	180	4,200	120	810	1,860	1,770
School years not reported...	46,440	5,340	2,280	3,630	2,820	2,580	8,100	9,300	90	2,700	60	1,650	3,990	3,900
Median school years.....	12.1	16+	10.1	12.6	12.5	12.6	11.8	10.5	...	11.5	8.6	8.7	9.0	11.8
35 to 44 years old.....	6,568,500	602,520	490,380	871,770	419,610	413,160	1,413,990	1,391,760	8,820	348,780	11,460	121,230	425,400	49,620
No school years completed...	32,790	600	1,830	2,340	780	930	4,230	7,740	150	3,540	390	4,020	5,850	390
Elementary: 1 to 4 years....	187,890	2,730	11,640	12,870	4,950	4,770	31,080	49,770	540	15,960	1,020	14,820	35,790	1,950
5 to 7 years....	715,260	6,480	67,830	38,370	18,000	13,530	152,460	231,960	1,950	48,600	2,430	28,050	99,060	6,540
8 years.....	1,454,040	17,190	188,580	109,200	57,180	42,540	364,050	413,790	1,980	79,740	4,290	37,830	127,950	9,720
High school: 1 to 3 years....	1,366,200	35,130	74,940	157,770	87,750	75,210	386,670	352,500	1,470	85,230	1,260	16,350	83,730	8,190
4 years.....	1,543,410	93,090	107,490	274,080	153,030	149,010	350,310	256,800	1,590	83,430	1,500	11,910	52,770	8,400
College: 1 to 3 years....	539,790	93,750	22,650	140,310	57,030	71,490	76,050	44,760	480	19,080	330	2,460	8,160	3,240
4 yrs. or more..	615,420	342,510	10,200	123,060	33,960	49,320	28,260	13,560	240	6,930	60	1,320	2,880	3,120
School years not reported...	113,700	11,040	5,220	13,770	6,930	6,360	20,880	20,880	420	6,270	180	4,470	9,210	8,070
Median school years.....	10.8	16+	8.9	12.4	12.2	12.4	10.1	9.0	8.8	9.8	8.4	8.3	8.5	9.8
45 to 54 years old.....	5,387,040	417,810	471,330	810,990	335,550	319,530	1,189,950	966,750	9,810	357,720	7,950	97,560	357,600	44,490
No school years completed...	63,900	600	3,420	6,990	1,020	1,380	9,480	14,790	300	7,020	240	4,800	13,230	630
Elementary: 1 to 4 years....	313,290	3,600	23,970	25,530	6,870	7,560	57,150	81,390	1,170	31,380	810	16,200	55,020	2,700
5 to 7 years....	874,680	8,640	97,110	66,930	27,360	21,240	204,690	236,880	1,920	76,320	1,950	24,690	100,020	6,930
8 years.....	1,584,060	24,090	210,810	169,740	77,100	61,350	426,300	341,730	2,640	112,620	3,210	31,740	111,750	10,980
High school: 1 to 3 years....	864,570	27,390	61,290	138,720	72,990	58,290	233,130	154,710	1,560	61,320	810	9,090	39,720	5,550
4 years.....	826,230	61,560	43,620	193,500	92,640	88,110	177,210	91,770	1,410	43,800	510	4,920	21,690	5,490
College: 1 to 3 years....	343,500	61,800	16,500	99,600	34,440	44,100	44,250	20,910	180	12,660	60	1,440	5,100	2,460
4 yrs. or more..	415,350	220,080	8,490	95,190	19,110	31,440	20,700	9,060	300	4,710	120	810	2,490	2,850
School years not reported...	101,460	10,050	6,120	14,790	4,020	6,060	17,040	15,510	330	7,950	240	3,870	8,580	6,900
Median school years.....	8.9	16+	8.5	11.8	11.2	12.1	8.7	8.4	8.5	8.5	8.3	8.0	8.1	8.8
55 to 64 years old.....	3,866,710	247,860	430,830	535,440	226,140	212,880	825,390	635,460	8,340	343,560	9,360	75,420	299,640	36,390
No school years completed...	132,270	870	7,320	12,000	1,500	3,420	20,670	36,420	240	15,840	210	4,860	27,690	1,230
Elementary: 1 to 4 years....	401,370	3,120	42,420	32,190	7,590	9,090	74,850	96,900	930	48,960	1,590	13,590	65,580	4,560
5 to 7 years....	736,860	8,010	96,900	61,200	24,330	20,280	178,800	156,180	2,070	81,000	2,460	19,740	79,590	6,300
8 years.....	1,183,830	19,560	183,900	131,520	62,100	50,970	298,230	206,580	2,130	110,160	3,750	23,970	81,600	9,360
High school: 1 to 3 years....	469,260	16,710	44,940	77,970	42,360	35,190	116,190	66,900	1,020	38,130	660	5,190	20,220	3,780
4 years.....	461,670	37,410	27,270	110,400	53,520	51,150	88,110	44,160	1,200	29,610	360	3,270	11,640	3,570
College: 1 to 3 years....	187,560	33,510	15,090	49,350	19,500	22,680	22,830	10,320	120	7,920	210	1,230	3,480	1,920
4 yrs. or more..	231,690	122,430	6,510	50,340	11,760	16,020	10,740	5,340	300	3,840	30	810	1,770	1,800
School years not reported...	82,200	6,240	6,480	10,470	3,480	4,080	14,970	12,660	330	8,100	90	2,760	8,070	4,470
Median school years.....	8.5	16+	8.4	10.0	10.1	10.8	8.4	8.1	8.4	8.2	8.1	7.7	7.0	8.4
65 to 74 years old.....	1,407,210	85,110	231,150	178,230	71,970	80,760	239,490	170,040	4,920	160,350	12,360	41,010	111,030	20,790
No school years completed...	60,750	360	6,270	6,480	660	1,680	8,340	12,810	120	9,000	570	2,820	10,830	810
Elementary: 1 to 4 years....	162,780	1,050	30,870	11,910	3,420	4,500	21,930	26,460	780	24,360	2,400	7,860	24,750	2,490
5 to 7 years....	280,050	3,030	52,350	23,340	10,050	9,570	55,650	42,330	1,290	37,470	3,180	9,810	28,020	3,930
8 years.....	445,710	6,630	94,980	48,360	21,090	21,990	87,990	53,970	1,500	52,800	4,290	13,350	32,610	6,150
High school: 1 to 3 years....	140,430	5,280	20,820	22,950	10,380	11,850	25,190	15,090	480	15,480	900	2,970	6,090	1,950
4 years.....	142,620	10,890	11,400	33,150	16,140	16,290	24,510	10,530	360	11,910	360	1,620	3,750	1,710
College: 1 to 3 years....	60,180	11,100	6,900	13,530	5,190	8,070	6,390	2,640	90	5,310	300	600	1,350	510
4 yrs. or more..	80,580	44,610	3,630	14,040	3,570	4,860	3,540	2,010	150	1,890	60	420	900	900
School years not reported...	34,110	2,160	3,930	4,470	1,440	1,950	4,950	4,200	150	3,930	300	1,560	2,730	2,340
Median school years.....	8.4	16+	8.3	8.9	9.0	9.4	8.4	8.0	8.1	8.1	7.9	7.8	7.0	8.3
75 years old and over.....	219,600	18,930	53,040	29,070	9,660	13,650	25,350	13,860	1,320	23,790	4,560	7,170	13,350	5,850
No school years completed...	6,510	60	1,590	630	30	210	780	540	30	780	180	540	930	210
Elementary: 1 to 4 years....	25,530	210	7,530	1,710	300	960	2,550	2,070	270	3,750	1,050	1,500	2,850	780
5 to 7 years....	43,050	360	12,000	4,080	1,440	1,470	6,150	3,450	240	6,240	1,170	1,860	3,360	1,230
8 years.....	70,530	1,740	21,780	7,860	3,030	3,810	9,450	4,530	450	8,430	1,680	2,130	4,140	1,500
High school: 1 to 3 years....	18,930	930	3,810	3,690	990	1,950	2,640	990	60	1,950	150	450	900	420
4 years.....	21,060	2,010	2,580	5,520	2,160	2,730	2,070	960	180	1,440	90	180	600	540
College: 1 to 3 years....	10,170	2,550	1,380	2,100	960	1,140	630	420	60	540	60	60	150	120
4 yrs. or more..	17,100	10,620	1,050	2,550	510	960	570	240	...	60	60	120	90	270
School years not reported...	6,720	450	1,320	930	240	420	510	660	30	600	120	330	330	780
Median school years.....	8.4	16+	8.2	9.0	9.0	9.3	8.3	8.1	...	8.1	7.5	7.2	7.4	8.2

Table 11.—MAJOR OCCUPATION GROUP: PERSONS 14 YEARS OLD AND OVER, BY YEARS OF SCHOOL COMPLETED, AGE, COLOR, AND SEX, FOR THE UNITED STATES, BY REGIONS: 1950—Con.

[Based on 3⅓-percent sample. Percent not shown where less than 0.1 or where base is less than 3,000. Median not shown where less than 1.0 or where base is less than 3,000]

Area, age, color, sex, and years of school completed	Total	Professional, technical, and kindred workers	Farmers and farm managers	Managers, officials, and proprietors, except farm	Clerical and kindred workers	Sales workers	Craftsmen, foremen, and kindred workers	Operatives and kindred workers	Private household workers	Service workers, except private household	Farm laborers, unpaid family workers	Farm laborers, except unpaid, and farm foremen	Laborers, except farm and mine	Occupation not reported
NORTH AND WEST—FEMALE														
Total, 14 yrs. and over	11,256,000	1,438,230	55,950	479,760	3,290,360	958,950	188,820	2,273,530	715,110	1,355,670	172,260	45,300	89,130	192,930
Total, 14 to 24 yrs. old.	2,646,540	280,770	1,950	24,870	1,178,910	241,440	26,940	419,100	132,720	237,760	26,490	12,960	18,990	43,620
Total, 25 yrs. and over..	8,609,460	1,157,460	54,000	454,890	2,111,450	717,510	161,880	1,854,430	582,390	1,117,890	145,770	32,340	70,140	149,310
No school years completed..	73,020	810	1,410	4,170	2,430	3,060	1,530	33,000	9,030	12,090	1,470	900	1,350	1,770
Elementary: 1 to 4 years..	281,430	7,020	3,360	12,510	16,710	13,710	5,130	99,090	54,390	49,830	5,280	2,910	5,130	6,360
5 to 7 years..	831,900	10,440	8,010	29,700	34,680	43,200	20,070	333,990	139,890	158,040	19,800	5,400	12,690	15,990
8 years.....	1,618,140	30,960	17,670	73,830	177,330	139,290	40,830	552,780	166,710	299,730	58,140	9,210	19,530	32,130
High school: 1 to 3 years..	1,519,470	50,700	6,990	81,030	321,020	165,720	37,200	432,150	100,350	260,910	20,940	4,620	14,820	23,040
4 years.....	2,510,100	198,240	9,090	154,500	1,116,150	260,220	40,560	324,900	77,790	250,440	27,600	5,400	12,210	33,000
College: 1 to 3 years..	852,990	304,980	3,600	56,550	297,660	58,470	7,950	55,850	14,040	49,080	8,490	1,710	1,740	12,870
4 yrs. or more	754,110	527,550	2,070	34,620	116,220	21,360	4,710	12,780	6,420	15,840	1,740	630	1,050	9,120
School years not reported..	168,300	26,760	1,800	7,980	29,250	12,480	3,900	29,910	13,770	21,930	2,310	1,560	1,620	15,030
Median school years.....	11.8	15.6	8.8	12.1	12.4	11.8	9.9	8.8	8.5	9.3	8.8	8.7	8.8	10.4
Percent.....	100.0	100.0	100.0	100.0	100.0	100.0	100.0	100.0	100.0	100.0	100.0	100.0	100.0	100.0
No school years completed..	0.8	0.1	2.6	0.9	0.1	0.4	0.9	1.8	1.6	1.1	1.0	2.8	1.9	1.8
Elementary: 1 to 4 years..	3.3	0.6	6.2	2.8	0.8	1.9	3.2	5.3	9.3	4.5	3.6	9.0	7.3	4.3
5 to 7 years..	9.7	0.9	14.8	6.5	1.6	6.0	12.4	18.0	24.0	14.1	13.6	16.7	18.1	10.7
8 years.....	18.8	2.7	32.7	16.2	8.4	19.4	25.2	29.8	28.6	26.8	39.9	28.5	27.8	21.5
High school: 1 to 3 years..	17.6	4.4	12.9	17.8	15.2	23.1	23.0	23.3	17.2	23.3	14.4	14.3	21.1	15.4
4 years.....	29.2	17.1	16.8	34.0	52.9	36.5	25.1	17.5	13.4	22.4	18.9	16.7	17.4	22.1
College: 1 to 3 years..	9.9	26.3	6.7	12.4	14.1	8.1	4.9	1.9	2.4	4.4	5.8	5.3	2.5	8.6
4 yrs. or more	8.8	45.6	3.8	7.6	5.5	3.0	2.9	0.7	1.1	1.4	1.2	1.9	1.5	6.1
School years not reported..	2.0	2.3	3.3	1.8	1.4	1.7	2.4	1.6	2.4	2.0	1.6	4.8	2.3	10.1
14 and 15 years old.....	61,110	1,590	180	150	8,670	6,660	300	1,080	29,250	7,290	5,130	1,140	180	5,490
No school years completed..	480	...	30	...	...	30	...	60	150	...	90	60	...	60
Elementary: 1 to 4 years..	510	30	...	...	30	30	...	...	270	...	60	30	...	60
5 to 7 years..	10,410	60	60	...	210	570	30	180	5,730	810	990	420	...	1,350
8 years.....	23,310	240	30	30	810	2,070	...	450	12,390	2,700	2,190	360	120	1,950
High school: 1 to 3 years..	24,330	660	30	90	1,410	3,780	90	300	10,560	3,630	1,680	150	60	1,890
4 years.....	210	30	...	...	90	30	...	30	...	...	...	...	...	30
School years not reported..	1,860	570	30	30	120	150	180	60	150	150	120	150	...	150
Median school years.....	8.8	...	...	...	...	9.4	...	...	8.7	9.0	8.6	...	...	8.6
16 and 17 years old.....	212,610	5,400	330	780	41,550	49,530	1,170	30,390	30,540	34,980	6,180	2,490	2,490	6,780
No school years completed..	1,140	...	30	...	90	60	...	120	240	30	360	90	...	120
Elementary: 1 to 4 years..	2,760	30	30	...	510	390	...	780	240	510	90	30	30	120
5 to 7 years..	7,710	...	...	...	150	540	90	2,250	2,220	1,500	180	420	150	210
8 years.....	20,880	30	30	...	1,020	2,130	30	6,240	4,350	4,320	1,410	480	390	450
High school: 1 to 3 years..	150,720	2,760	210	450	25,650	42,030	840	16,950	22,140	25,950	3,930	1,110	1,710	4,980
4 years.....	25,620	2,100	...	240	15,380	3,870	90	1,770	960	2,100	210	180	120	600
College: 1 to 3 years..	690	120	...	...	270	180	...	...	30	...	...	...	...	90
School years not reported..	3,090	360	30	90	480	330	120	270	360	570	...	180	90	210
Median school years.....	10.4	11.7	...	...	11.2	10.5	...	9.9	10.1	10.3	9.8	...	...	10.4
18 and 19 years old.....	656,490	47,640	390	3,270	319,590	71,580	5,130	99,030	26,310	61,740	4,500	3,630	4,830	8,850
No school years completed..	1,500	120	...	...	450	150	30	450	90	90	60	30	...	30
Elementary: 1 to 4 years..	4,830	150	...	30	1,350	480	30	1,470	300	420	90	300	30	180
5 to 7 years..	12,870	120	60	90	1,140	660	...	6,060	2,010	1,500	210	540	240	240
8 years.....	34,470	330	30	120	3,960	2,670	360	14,700	4,110	5,580	1,020	600	540	450
High school: 1 to 3 years..	140,400	2,190	120	660	32,850	25,220	1,680	40,950	9,720	22,560	1,080	1,020	1,950	2,400
4 years.....	406,380	29,460	180	1,830	255,120	39,540	2,670	33,990	8,670	26,460	1,890	900	1,860	3,810
College: 1 to 3 years..	45,540	13,350	...	330	20,460	4,230	240	480	1,080	4,050	60	90	90	1,080
4 yrs. or more	1,620	360	...	30	810	120	...	90	30	150	...	...	...	30
School years not reported..	8,880	1,560	...	180	5,450	510	120	840	300	930	90	150	120	630
Median school years.....	12.3	12.7	...	12.4	12.5	12.2	12.2	10.9	11.0	12.0	11.3	9.8	11.4	12.2
20 and 21 years old.....	717,360	69,480	330	6,360	368,640	53,430	7,470	114,390	19,500	56,130	4,380	2,730	4,470	10,050
No school years completed..	1,260	60	30	...	270	...	30	390	60	300	30	...	...	90
Elementary: 1 to 4 years..	5,460	450	...	120	1,680	390	60	1,500	390	480	60	120	120	90
5 to 7 years..	14,490	210	...	150	1,410	660	180	7,170	2,010	1,650	150	390	330	180
8 years.....	40,170	360	30	210	5,190	2,460	510	19,230	3,480	5,460	1,260	720	540	720
High school: 1 to 3 years..	111,960	2,370	60	570	29,520	10,440	2,130	41,610	5,070	15,990	630	450	1,260	1,860
4 years.....	411,720	23,220	90	3,750	269,970	31,200	3,750	41,040	6,420	24,330	1,830	720	1,890	3,510
College: 1 to 3 years..	104,730	32,070	30	1,020	51,540	6,900	450	2,100	1,620	6,510	330	210	180	1,770
4 yrs. or more	16,680	9,030	30	360	5,760	570	150	150	30	360	...	30	30	180
School years not reported..	10,890	1,710	60	180	3,300	810	210	1,200	420	1,050	90	90	120	1,650
Median school years.....	12.4	13.7	...	12.5	12.5	12.4	12.2	11.0	11.1	12.2	12.0	...	11.8	12.4
22 to 24 years old.....	998,970	156,660	720	14,310	446,460	60,240	12,870	174,210	27,120	77,640	6,300	2,970	7,020	12,450
No school years completed..	2,220	120	30	30	570	60	30	810	120	270	120	30	30	...
Elementary: 1 to 4 years..	9,480	930	30	210	2,220	780	30	3,060	1,050	660	30	180	210	90
5 to 7 years..	25,140	420	30	150	1,500	660	570	12,660	3,420	4,140	150	360	630	450
8 years.....	62,220	780	120	300	5,970	4,350	1,470	29,970	5,190	9,780	1,740	570	990	990
High school: 1 to 3 years..	165,150	3,270	180	1,860	40,170	12,570	3,480	64,890	7,890	24,390	1,080	660	2,280	2,430
4 years.....	480,510	31,590	180	6,750	300,960	32,790	5,250	55,530	7,110	29,430	2,820	840	2,460	4,800
College: 1 to 3 years..	127,920	43,110	60	2,310	65,630	5,190	960	3,840	1,290	5,670	240	90	240	1,290
4 yrs. or more	109,470	72,750	30	2,400	26,190	3,000	600	1,290	450	1,830	30	...	30	870
School years not reported..	16,860	3,690	60	300	5,250	840	480	2,160	600	1,470	90	240	150	1,530
Median school years.....	12.5	15.7	...	12.7	12.6	12.3	12.1	10.8	10.3	11.9	12.0	...	11.1	12.3

Table 11.—MAJOR OCCUPATION GROUP: PERSONS 14 YEARS OLD AND OVER, BY YEARS OF SCHOOL COMPLETED, AGE, COLOR, AND SEX, FOR THE UNITED STATES, BY REGIONS: 1950—Con.

[Based on 3⅓-percent sample. Percent not shown where less than 0.1 or where base is less than 3,000. Median not shown where less than 1.0 or where base is less than 3,000]

Area, age, color, sex, and years of school completed	Total	Professional, technical, and kindred workers	Farmers and farm managers	Managers, officials, and proprietors, except farm	Clerical and kindred workers	Sales workers	Craftsmen, foremen, and kindred workers	Operatives and kindred workers	Private household workers	Service workers, except private household	Farm laborers, unpaid family workers	Farm laborers, except unpaid, and farm foremen	Laborers, except farm and mine	Occupation not reported
NORTH AND WEST--FEMALE --Con.														
25 to 29 years old.....	1,364,520	187,320	2,070	31,590	506,940	88,500	21,180	294,000	46,980	152,870	17,520	4,200	11,310	20,040
No school years completed..	3,690	60	90	60	660	90	90	1,650	270	390	150	90	60	30
Elementary: 1 to 4 years..	15,630	870	60	240	2,880	720	270	5,760	1,980	2,040	120	180	240	270
5 to 7 years..	50,430	720	60	630	2,160	1,680	870	25,200	7,860	7,590	930	510	1,350	870
8 years.....	115,530	1,080	480	1,410	9,840	6,510	2,310	54,870	9,090	19,080	5,490	810	2,340	2,220
High school: 1 to 3 years..	240,840	5,040	150	4,200	41,970	19,620	6,300	100,110	13,170	39,930	3,030	690	3,420	3,210
4 years.....	629,760	38,100	870	16,260	339,870	48,510	8,850	95,100	11,520	51,840	6,570	1,440	3,270	7,560
College: 1 to 3 years..	155,040	48,150	210	4,680	75,840	6,930	990	5,580	1,560	7,560	870	180	390	2,100
4 yrs. or more	129,750	88,470	60	3,720	27,510	3,270	930	1,830	270	2,040	120	60	...	1,470
School years not reported..	23,850	4,830	90	390	6,210	1,170	570	3,900	1,260	2,400	240	240	240	2,310
Median school years.....	12.4	15.8	...	12.6	12.6	12.3	12.1	10.7	9.8	11.7	10.9	10.7	10.4	12.3
30 to 34 years old.....	1,193,970	140,850	3,330	43,050	338,070	97,620	24,120	291,990	52,980	146,460	20,700	4,590	11,220	18,990
No school years completed..	3,600	150	60	30	180	270	90	1,650	450	390	120	90	60	60
Elementary: 1 to 4 years..	18,150	780	30	540	2,070	990	240	6,390	3,150	2,880	90	270	180	540
5 to 7 years..	68,220	1,020	180	810	2,340	2,910	1,560	33,150	9,960	11,970	1,530	540	1,260	990
8 years.....	160,110	2,040	870	3,360	11,820	10,740	4,350	74,460	12,420	25,320	8,040	930	2,640	3,120
High school: 1 to 3 years..	247,110	3,930	660	7,830	37,830	25,080	6,660	95,310	13,290	45,390	3,360	870	3,450	3,450
4 years.....	461,100	27,600	870	21,120	207,720	46,710	8,880	70,890	10,890	50,430	5,880	1,260	3,030	5,820
College: 1 to 3 years..	116,610	35,640	210	5,430	51,510	6,930	1,380	4,920	1,320	5,910	1,080	330	210	1,740
4 yrs. or more	97,710	66,120	180	3,210	20,400	2,490	450	1,080	450	1,800	300	30	150	1,050
School years not reported..	21,360	3,570	270	720	4,200	1,500	510	4,140	1,050	2,370	300	270	240	2,220
Median school years.....	12.2	15.8	10.8	12.4	12.5	12.2	11.5	9.9	9.0	11.1	9.4	10.1	10.2	12.0
35 to 44 years old.....	2,536,230	339,780	10,050	138,300	628,710	219,180	50,550	589,500	139,230	308,310	42,000	9,210	21,840	39,570
No school years completed..	9,660	120	180	270	660	330	240	4,320	1,350	1,470	240	30	120	330
Elementary: 1 to 4 years..	60,990	1,830	330	2,010	4,920	2,760	1,230	23,100	11,310	9,300	870	840	1,200	1,290
5 to 7 years..	237,030	2,820	1,050	6,390	9,870	11,040	6,300	115,620	33,600	36,060	4,590	1,680	4,290	3,720
8 years.....	472,320	5,280	2,610	18,180	54,990	37,830	12,660	190,770	36,810	78,900	15,690	2,370	6,660	8,370
High school: 1 to 3 years..	498,600	13,050	1,440	27,240	113,730	55,710	13,200	141,120	28,320	84,960	6,180	1,560	4,950	7,140
4 years.....	729,000	56,790	2,670	51,960	315,750	82,770	11,850	90,600	19,470	74,610	8,880	1,500	3,660	8,490
College: 1 to 3 years..	256,080	93,570	1,020	18,540	85,620	18,420	2,520	11,790	3,360	13,290	3,360	540	420	3,630
4 yrs. or more	226,860	159,270	480	11,340	34,740	6,660	1,320	3,870	1,470	3,960	420	300	390	2,640
School years not reported..	45,690	7,050	270	2,370	8,430	3,660	1,230	8,310	3,540	5,760	570	390	150	3,960
Median school years.....	11.8	15.8	10.5	12.3	12.4	12.0	10.0	8.8	8.6	9.9	8.9	8.8	8.8	10.7
45 to 54 years old.....	2,000,790	286,530	14,220	137,040	433,460	182,520	38,040	404,950	144,600	256,100	36,600	7,950	14,550	34,250
No school years completed..	21,270	270	210	1,260	630	1,020	480	10,680	2,040	3,060	420	300	420	480
Elementary: 1 to 4 years..	88,830	1,560	720	4,170	4,290	4,650	1,710	35,160	16,020	14,490	1,890	810	1,500	1,860
5 to 7 years..	249,360	2,580	2,250	11,130	11,640	14,700	6,150	96,840	39,300	48,780	6,750	1,380	3,780	4,080
8 years.....	462,090	10,020	4,560	26,790	62,730	44,550	12,420	140,400	42,870	87,360	14,670	2,970	4,650	8,100
High school: 1 to 3 years..	319,470	14,520	2,130	24,990	86,840	40,320	6,570	59,620	21,150	50,790	5,130	930	1,500	4,980
4 years.....	433,500	42,660	2,160	39,270	179,370	52,470	6,570	42,840	15,270	40,440	4,470	690	1,500	5,790
College: 1 to 3 years..	201,540	77,850	900	17,550	57,780	16,110	2,010	8,040	3,150	11,760	2,370	330	480	3,210
4 yrs. or more	182,910	130,830	750	9,420	23,250	5,490	1,350	3,720	1,560	3,630	360	120	300	2,130
School years not reported..	41,820	6,240	540	2,460	6,930	3,210	780	7,650	3,240	5,790	540	420	420	3,600
Median school years.....	10.5	15.6	8.8	11.9	12.3	10.8	8.8	8.4	8.3	8.7	8.6	8.4	8.3	9.5
55 to 64 years old.....	1,139,100	156,120	14,280	76,680	168,960	102,360	22,200	215,880	129,360	194,580	22,680	4,920	8,580	22,500
No school years completed..	26,070	180	450	1,710	180	1,020	540	11,850	3,120	5,250	360	300	540	570
Elementary: 1 to 4 years..	71,880	1,110	1,230	3,840	1,740	3,330	1,410	23,520	14,790	15,750	1,770	540	1,560	1,290
5 to 7 years..	169,080	2,520	2,520	7,890	7,020	9,870	4,290	50,910	33,360	39,510	4,620	1,080	1,560	3,930
8 years.....	299,610	8,520	5,430	17,250	31,200	31,590	7,050	71,910	41,460	64,860	10,200	1,620	2,460	6,060
High school: 1 to 3 years..	165,210	10,200	1,650	13,080	34,710	20,760	3,630	27,510	16,200	30,300	2,700	420	1,140	2,910
4 years.....	194,040	23,520	1,440	18,540	60,780	23,100	3,390	20,040	13,110	24,360	1,470	450	480	3,360
College: 1 to 3 years..	96,120	39,570	930	7,800	22,380	7,740	750	3,960	2,910	7,560	660	240	180	1,440
4 yrs. or more	92,190	66,870	420	5,220	8,280	2,790	600	1,710	1,530	2,970	450	60	180	1,110
School years not reported..	24,900	3,630	210	1,350	2,670	2,160	540	4,470	2,880	4,020	450	210	480	1,350
Median school years.....	9.0	15.3	8.5	10.6	12.1	9.6	8.7	8.3	8.3	8.5	8.4	8.3	8.2	8.8
65 to 74 years old.....	334,260	41,280	8,220	24,450	32,520	25,170	5,310	53,010	60,540	64,170	5,790	1,230	2,310	10,260
No school years completed..	7,830	...	360	780	60	330	90	2,610	1,620	1,350	150	90	150	240
Elementary: 1 to 4 years..	22,860	810	780	1,320	690	1,170	180	4,620	6,240	5,100	450	210	420	870
5 to 7 years..	51,600	630	1,620	2,520	1,440	2,640	840	11,430	13,860	12,960	1,320	210	450	1,680
8 years.....	96,690	3,330	2,880	6,090	6,330	7,470	1,920	18,810	20,760	22,410	2,580	390	660	3,060
High school: 1 to 3 years..	43,800	3,450	870	3,270	5,490	3,960	750	7,710	7,380	8,970	540	150	330	930
4 years.....	55,500	8,130	930	6,360	11,670	6,240	960	4,740	6,660	7,830	300	60	180	1,440
College: 1 to 3 years..	24,510	8,940	300	2,070	4,260	2,100	240	1,380	1,560	2,760	150	90	60	600
4 yrs. or more	22,440	14,790	150	1,470	1,860	630	60	450	1,020	1,350	90	30	30	510
School years not reported..	9,030	1,200	330	570	720	630	270	1,260	1,440	1,440	210	...	30	930
Median school years.....	8.8	14.2	8.4	10.1	12.2	9.5	8.7	8.4	8.4	8.5	8.3	...	...	8.6
75 years old and over....	40,590	5,580	1,830	3,780	2,790	2,160	480	5,100	8,700	5,400	480	240	330	3,720
No school years completed..	900	30	60	60	60	...	...	240	180	180	30	...	...	60
Elementary: 1 to 4 years..	3,090	60	210	390	120	90	90	540	900	270	90	60	30	240
5 to 7 years..	6,180	150	330	330	210	360	60	840	1,950	1,170	60	...	...	720
8 years.....	11,790	690	840	750	420	600	120	1,560	3,300	1,800	270	120	120	1,200
High school: 1 to 3 years..	4,440	510	90	420	450	270	90	750	840	570	...	...	30	420
4 years.....	7,200	1,440	150	990	990	420	60	690	870	930	30	...	90	540
College: 1 to 3 years..	3,090	1,260	30	480	270	240	60	180	180	240	...	...	...	150
4 yrs. or more	2,250	1,200	30	240	180	30	...	120	120	90	...	30	...	210
School years not reported..	1,650	240	90	120	90	150	...	180	360	150	...	30	60	180
Median school years.....	8.8	12.9	...	11.1	...	...	...	8.5	8.3	8.6	...	...	...	8.6

Table 11.—MAJOR OCCUPATION GROUP: PERSONS 14 YEARS OLD AND OVER, BY YEARS OF SCHOOL COMPLETED, AGE, COLOR, AND SEX, FOR THE UNITED STATES, BY REGIONS: 1950—Con.

[Based on 3⅓-percent sample. Percent not shown where less than 0.1 or where base is less than 3,000. Median not shown where less than 1.0 or where base is less than 3,000]

Area, age, color, sex, and years of school completed	Total	Professional, technical, and kindred workers	Farmers and farm managers	Managers, officials, and proprietors, except farm	Clerical and kindred workers	Sales workers	Craftsmen, foremen, and kindred workers	Operatives and kindred workers	Private household workers	Service workers except private household	Farm laborers, unpaid family workers	Farm laborers, except unpaid, and farm foremen	Laborers, except farm and mine	Occupation not reported
SOUTH—MALE														
Total														
Total, 14 yrs. and over	11,918,180	699,780	1,956,540	1,107,360	600,590	680,100	1,904,940	2,178,660	29,190	588,360	341,460	594,990	1,101,090	135,120
Total, 14 to 24 yrs. old.	2,134,010	70,650	155,840	49,290	124,970	143,850	218,970	481,590	4,020	109,770	270,240	206,430	262,470	34,920
Total, 25 yrs. and over..	9,784,170	629,130	1,799,700	1,058,070	475,620	536,250	1,685,970	1,697,070	25,170	478,590	71,220	388,560	838,620	100,200
No school years completed..	312,810	1,350	91,440	8,760	1,500	3,330	20,880	45,270	1,980	14,400	6,060	50,910	63,630	3,300
Elementary: 1 to 4 years..	1,531,860	8,730	468,870	48,390	12,690	19,770	156,330	294,030	5,840	75,930	20,310	143,430	282,290	14,250
5 to 7 years..	2,259,600	18,180	555,900	126,150	40,650	53,970	405,240	513,480	7,530	129,480	20,820	103,740	262,110	22,350
8 years.....	1,359,780	19,290	286,260	122,070	45,930	57,690	309,180	279,750	3,030	78,990	9,000	34,740	99,990	13,860
High school: 1 to 3 years..	1,631,490	42,870	217,620	208,710	97,290	116,550	399,510	324,360	2,880	86,340	8,130	27,930	84,270	15,030
4 years.....	1,263,030	80,520	99,600	246,630	144,630	140,700	269,070	164,250	1,560	54,420	4,530	11,520	35,640	9,960
College: 1 to 3 years..	502,070	99,330	37,770	159,120	79,140	83,970	68,940	36,660	540	17,280	930	3,960	8,880	5,550
4 yrs. or more	621,270	341,850	18,210	113,910	44,460	47,010	25,380	11,850	120	7,020	420	2,190	3,210	5,640
School years not reported..	202,260	17,010	24,030	24,330	9,330	13,260	31,440	27,420	690	14,730	1,020	10,140	18,600	10,260
Median school years.....	8.5	16+	6.8	12.0	12.2	12.1	8.8	7.9	6.4	8.2	6.3	4.9	6.0	8.4
Percent.....	100.0	100.0	100.0	100.0	100.0	100.0	100.0	100.0	100.0	100.0	100.0	100.0	100.0	100.0
No school years completed..	3.2	0.2	5.1	0.8	0.3	0.6	1.2	2.7	7.9	3.0	8.5	13.1	7.6	3.3
Elementary: 1 to 4 years..	15.7	1.4	26.1	4.6	2.7	3.7	9.3	17.3	27.2	15.9	28.5	36.9	31.3	14.2
5 to 7 years..	23.1	2.9	30.9	11.9	8.5	10.1	24.0	30.3	29.9	27.1	29.2	26.7	31.3	22.3
8 years.....	13.9	3.1	15.9	11.5	9.7	10.8	18.3	16.5	12.0	16.5	12.6	8.9	11.9	13.8
High school: 1 to 3 years..	16.7	6.8	12.1	19.7	20.5	21.7	23.7	19.1	11.4	18.0	11.4	7.2	10.0	15.0
4 years.....	12.9	12.8	5.5	23.3	30.4	26.2	16.0	9.7	6.2	11.4	6.4	3.0	4.2	9.9
College: 1 to 3 years..	5.2	15.8	2.1	15.0	16.6	15.7	4.1	2.2	2.1	3.6	1.3	1.0	1.1	5.5
4 yrs. or more	6.3	54.3	1.0	10.8	9.3	8.8	1.5	0.7	0.5	1.5	0.6	0.6	0.4	5.5
School years not reported..	2.1	2.7	1.3	2.3	2.0	2.5	1.9	1.6	2.7	3.1	1.4	2.6	2.2	10.2
14 and 15 years old.....	138,300	1,650	4,530	750	1,230	18,300	1,650	9,360	780	7,980	58,860	18,060	10,590	4,560
No school years completed..	2,040	...	90	...	...	30	...	60	...	30	1,260	390	120	60
Elementary: 1 to 4 years..	28,470	30	1,200	30	30	420	120	930	150	510	16,230	6,270	2,010	540
5 to 7 years..	59,250	120	2,070	210	390	6,750	720	3,930	360	3,690	26,640	7,830	4,740	1,800
8 years.....	27,390	180	630	60	330	6,330	270	2,520	150	2,220	9,120	1,920	2,580	1,080
High school: 1 to 3 years..	16,950	240	420	270	420	4,260	270	1,710	120	1,380	5,040	1,050	1,020	750
4 years.....	270	30	30	...	...	60	60	...	...	...	30	30	...	30
School years not reported..	3,930	1,050	90	180	60	450	210	210	...	150	540	570	120	300
Median school years.....	6.9	...	6.3	...	...	8.3	...	7.7	...	7.7	6.3	5.8	7.0	7.6
16 and 17 years old.....	284,160	1,590	12,570	1,530	7,080	21,060	9,030	39,720	690	19,410	82,470	46,950	35,520	6,600
No school years completed..	3,780	...	180	...	30	90	60	240	30	60	990	1,740	330	30
Elementary: 1 to 4 years..	42,810	...	2,340	...	...	180	540	4,110	150	1,440	16,080	12,030	5,250	690
5 to 7 years..	94,410	210	5,010	240	870	2,310	2,820	12,240	180	4,920	32,400	17,760	13,740	1,710
8 years.....	44,640	240	2,490	210	990	2,280	1,650	6,480	120	3,840	13,020	6,420	5,820	1,080
High school: 1 to 3 years..	86,910	600	2,160	780	3,930	14,970	3,090	14,790	180	8,160	18,390	7,980	9,270	2,610
4 years.....	7,860	180	300	180	1,020	900	570	1,290	...	810	1,260	510	720	120
College: 1 to 3 years..	330	...	...	...	30	60	60	90	...	30	...	30	30	...
School years not reported..	3,420	360	90	120	150	270	240	480	30	150	330	480	360	360
Median school years.....	8.0	...	7.2	...	10.2	10.1	8.6	8.5	...	8.8	7.2	6.6	7.6	8.6
18 and 19 years old.....	418,470	6,840	24,750	5,160	24,540	25,710	31,470	96,480	810	23,820	65,520	47,370	59,850	6,150
No school years completed..	4,320	...	270	30	...	30	60	450	...	90	1,050	1,680	600	60
Elementary: 1 to 4 years..	47,850	60	3,930	180	270	360	990	8,400	120	1,770	11,520	10,980	8,580	690
5 to 7 years..	106,470	360	8,430	660	1,230	2,100	6,300	23,100	300	4,980	22,680	16,260	18,870	1,200
8 years.....	54,390	390	3,570	210	1,560	1,590	4,320	14,280	120	2,490	9,930	6,270	9,150	510
High school: 1 to 3 years..	106,680	1,560	4,800	1,500	5,820	9,930	10,200	27,900	210	8,400	13,530	7,650	13,320	1,860
4 years.....	81,390	2,940	3,150	1,950	12,540	9,690	8,190	19,500	60	4,590	6,360	3,630	7,740	1,050
College: 1 to 3 years..	12,030	1,320	330	570	2,640	1,560	870	1,680	...	1,350	210	360	750	390
4 yrs. or more	240	60	...	...	60	...	60	...	...	...	...	...	60	...
School years not reported..	5,100	150	270	60	420	450	480	1,170	...	150	240	540	780	390
Median school years.....	8.9	12.3	7.9	12.0	12.3	11.6	10.1	9.2	...	9.9	7.7	7.0	8.2	9.7
20 and 21 years old.....	466,480	14,190	34,710	10,440	33,360	27,060	52,920	124,650	750	22,920	35,130	41,220	64,470	8,650
No school years completed..	5,730	...	690	...	30	120	120	1,110	...	180	690	1,800	900	90
Elementary: 1 to 4 years..	48,030	120	5,580	150	330	180	2,010	10,680	90	1,560	5,910	11,010	10,080	390
5 to 7 years..	104,940	570	10,230	510	1,440	1,650	8,940	30,750	150	4,440	11,460	12,960	20,580	1,260
8 years.....	54,000	750	4,350	480	870	1,590	6,270	18,510	60	2,430	5,160	4,890	7,890	750
High school: 1 to 3 years..	102,780	1,290	7,110	2,670	6,420	5,880	16,690	31,320	240	5,970	6,450	5,520	12,870	1,350
4 years.....	105,570	4,260	5,640	4,260	15,390	11,490	15,930	25,650	150	4,620	4,530	3,180	9,090	1,380
College: 1 to 3 years..	33,480	4,140	750	1,950	7,230	5,370	2,730	4,470	30	2,940	510	840	1,860	660
4 yrs. or more	5,640	2,700	120	300	930	420	210	360	...	300	...	90	60	150
School years not reported..	8,310	360	300	120	720	360	1,020	1,800	30	480	420	930	1,140	630
Median school years.....	9.5	13.0	8.2	12.3	12.5	12.3	10.6	9.0	...	10.3	7.8	6.7	8.0	10.2
22 to 24 years old.....	824,600	46,380	80,280	31,410	58,820	51,720	123,900	211,380	990	35,640	28,260	52,830	92,040	10,920
No school years completed..	10,740	90	1,590	60	60	60	450	1,590	60	270	990	3,360	2,010	150
Elementary: 1 to 4 years..	81,060	390	12,720	690	600	990	4,530	18,660	150	2,580	6,090	14,850	17,820	990
5 to 7 years..	167,790	990	23,850	1,560	2,340	2,790	20,940	53,130	120	6,900	8,160	15,840	28,980	2,190
8 years.....	98,220	1,020	12,540	1,680	2,520	3,180	15,480	33,120	120	4,470	4,470	5,820	12,600	1,800
High school: 1 to 3 years..	191,570	3,750	15,510	7,230	12,060	11,850	38,580	59,760	240	9,630	4,740	7,140	18,810	2,280
4 years.....	158,460	8,400	11,580	9,600	22,080	16,650	32,730	34,200	60	7,170	2,940	3,750	7,740	1,560
College: 1 to 3 years..	65,310	10,890	1,410	6,420	13,770	10,590	7,740	6,750	120	3,210	480	750	2,160	1,080
4 yrs. or more	36,870	19,350	270	3,720	4,650	4,290	1,500	1,320	60	630	60	270	330	120
School years not reported..	14,580	1,500	810	450	750	1,320	1,950	2,850	60	780	330	1,050	1,590	1,140
Median school years.....	9.7	15.1	8.1	12.4	12.5	12.4	10.5	8.9	...	10.0	7.5	6.5	7.6	9.5

Table 11.—MAJOR OCCUPATION GROUP: PERSONS 14 YEARS OLD AND OVER, BY YEARS OF SCHOOL COMPLETED, AGE, COLOR, AND SEX, FOR THE UNITED STATES, BY REGIONS: 1950—Con.

[Based on 3⅓-percent sample. Percent not shown where less than 0.1 or where base is less than 3,000. Median not shown where less than 1.0 or where base is less than 3,000]

Area, age, color, sex, and years of school completed	Total	Professional, technical, and kindred workers	Farmers and farm managers	Managers, officials, and proprietors, except farm	Clerical and kindred workers	Sales workers	Craftsmen, foremen, and kindred workers	Operatives and kindred workers	Private household workers	Service workers, except private household	Farm laborers, unpaid family workers	Farm laborers, except unpaid, and farm foremen	Laborers, except farm and mine	Occupation not reported
SOUTH—MALE—Con.														
Total—Con.														
25 to 29 years old.....	1,502,880	117,480	176,800	95,610	96,240	98,750	263,250	343,580	1,980	60,150	21,750	70,200	137,970	17,040
No school years completed..	22,080	300	4,260	120	120	210	1,050	3,780	60	300	1,110	5,790	4,710	270
Elementary: 1 to 4 years..	158,730	1,050	34,170	1,890	1,050	1,410	12,720	38,910	240	5,460	4,650	23,670	31,770	1,740
5 to 7 years..	287,550	1,590	51,480	5,280	4,170	4,980	44,400	88,800	720	12,090	6,180	19,710	45,090	3,060
8 years.....	164,070	1,410	25,980	4,920	4,380	5,850	33,570	53,010	210	6,660	3,030	6,600	16,770	1,680
High school: 1 to 3 years..	321,840	6,720	32,910	19,080	19,200	22,350	77,280	91,230	390	15,600	3,720	7,770	22,320	3,270
4 years.....	294,900	16,410	22,290	31,410	35,880	32,150	71,520	51,120	240	13,200	2,310	3,900	11,850	2,640
College: 1 to 3 years..	111,180	19,650	4,020	17,880	19,200	17,940	14,610	9,360	60	3,810	270	780	2,280	1,320
4 yrs. or more	116,550	67,710	1,680	12,900	11,160	11,670	4,590	2,910	...	1,500	210	450	570	1,200
School years not reported..	25,980	2,640	2,010	2,130	1,080	2,190	3,510	4,560	60	1,530	270	1,530	2,610	1,860
Median school years.....	10.0	16+	7.9	12.5	12.5	12.4	10.5	8.7	...	9.9	7.4	5.7	7.1	9.8
30 to 34 years old.....	1,444,650	105,540	197,940	130,560	78,870	87,990	270,240	313,710	2,730	56,760	11,220	53,550	121,560	13,980
No school years completed..	23,520	60	5,760	270	90	210	1,920	3,780	150	660	540	4,980	4,980	180
Elementary: 1 to 4 years..	161,790	780	40,440	2,520	1,440	1,380	15,360	41,100	660	5,550	2,820	17,430	30,630	1,680
5 to 7 years..	303,060	1,710	61,260	3,430	4,680	5,550	54,000	90,600	690	12,720	3,600	16,980	39,840	3,000
8 years.....	170,340	1,530	30,720	8,130	3,570	6,450	38,640	47,970	330	7,920	1,470	4,770	16,950	1,890
High school: 1 to 3 years..	290,040	6,120	31,770	27,630	14,610	18,900	77,790	73,200	450	14,220	1,470	4,770	16,800	2,310
4 years.....	263,640	14,970	19,680	41,850	31,080	29,520	60,540	42,840	150	10,230	930	2,190	8,070	1,650
College: 1 to 3 years..	99,000	16,740	4,170	21,810	14,190	14,970	13,170	7,410	120	2,910	150	720	1,680	960
4 yrs. or more	107,700	61,380	2,190	17,490	7,770	9,210	4,050	2,640	30	1,200	90	390	480	780
School years not reported..	25,560	2,250	1,950	2,430	1,500	1,800	4,770	4,170	150	1,350	150	1,380	2,130	1,530
Median school years.....	9.5	16+	7.5	12.4	12.5	12.4	9.9	8.4	...	9.2	6.8	5.7	6.8	8.7
35 to 44 years old.....	2,820,210	181,200	451,050	322,320	121,560	146,310	522,480	553,260	6,480	122,910	14,670	102,450	249,690	25,830
No school years completed..	65,970	330	15,390	1,020	420	420	4,650	12,000	180	2,550	810	11,580	15,930	690
Elementary: 1 to 4 years..	411,090	2,040	110,730	10,110	3,030	4,410	43,320	95,910	1,680	15,960	4,200	37,560	76,570	3,570
5 to 7 years..	667,920	5,100	144,360	32,700	9,480	13,770	128,640	176,130	2,100	33,360	4,710	28,770	52,860	5,940
8 years.....	384,150	4,740	69,510	31,200	10,320	13,530	94,920	94,140	750	20,160	2,190	10,020	29,220	3,450
High school: 1 to 3 years..	508,410	12,630	63,150	70,470	26,550	34,050	151,560	104,730	1,020	25,170	1,620	7,710	25,230	4,500
4 years.....	364,320	23,310	27,510	78,030	36,270	39,990	80,490	46,830	480	16,140	720	3,000	9,000	2,550
College: 1 to 3 years..	177,990	29,220	9,150	53,220	20,610	23,970	21,090	11,460	60	4,230	150	930	2,160	1,140
4 yrs. or more	183,540	98,670	5,430	38,610	12,510	12,240	8,190	3,300	60	1,860	60	450	930	1,230
School years not reported..	56,820	5,160	5,820	6,360	2,370	3,930	9,600	8,760	150	3,480	210	2,430	5,790	2,760
Median school years.....	8.6	16+	7.0	12.2	12.3	12.1	8.8	7.8	6.9	8.4	6.4	5.1	6.0	8.4
45 to 54 years old.....	2,084,910	119,850	398,880	272,370	94,890	106,710	366,060	315,920	6,900	114,390	8,190	76,050	186,540	20,160
No school years completed..	80,610	210	21,030	2,460	330	810	5,520	13,620	540	3,600	1,140	13,170	17,400	780
Elementary: 1 to 4 years..	374,790	2,070	110,400	13,740	3,210	5,130	42,780	72,360	1,830	21,150	3,000	29,670	66,810	2,640
5 to 7 years..	518,400	4,740	124,890	37,230	10,110	12,990	99,960	103,470	2,130	35,810	2,220	18,690	57,510	4,650
8 years.....	335,940	5,760	68,610	38,850	14,070	15,420	85,040	56,730	1,170	20,370	540	6,510	21,600	3,270
High school: 1 to 3 years..	307,710	9,960	44,730	53,340	21,090	24,330	75,960	39,510	570	16,510	750	3,900	12,270	2,790
4 years.....	192,990	13,500	12,780	54,030	23,880	22,560	35,430	15,660	300	7,800	270	1,050	4,200	1,560
College: 1 to 3 years..	117,390	19,020	8,130	39,420	12,930	14,730	11,100	5,010	150	3,570	150	780	1,530	870
4 yrs. or more	115,350	60,870	3,180	26,700	5,870	7,860	4,590	1,650	...	1,380	...	390	600	1,260
School years not reported..	47,730	3,720	5,130	6,600	2,400	2,880	7,680	5,940	210	4,200	120	1,890	4,620	2,340
Median school years.....	8.2	16+	6.6	11.3	11.6	11.2	8.4	7.0	6.4	7.7	4.9	4.2	5.4	8.3
55 to 64 years old.....	1,303,920	71,040	336,420	167,040	62,790	64,110	202,740	138,270	4,050	83,580	5,810	51,990	101,820	13,260
No school years completed..	70,260	330	22,890	2,640	390	990	5,280	9,300	270	4,560	960	8,550	13,380	720
Elementary: 1 to 4 years..	271,650	1,770	98,340	12,870	2,820	4,650	31,320	36,180	1,380	17,970	2,400	20,460	38,820	2,670
5 to 7 years..	332,400	3,150	104,040	28,530	8,820	10,920	59,910	44,580	1,290	26,160	2,070	12,780	27,300	2,850
8 years.....	209,730	3,510	55,980	26,670	9,840	10,620	45,990	22,170	390	16,110	660	4,380	11,250	2,160
High school: 1 to 3 years..	148,410	5,220	29,400	27,840	12,690	11,820	29,400	12,900	300	9,090	390	2,460	5,790	1,110
4 years.....	105,900	8,760	10,080	30,720	13,590	11,340	16,950	6,090	240	4,380	150	900	1,650	1,050
College: 1 to 3 years..	69,000	10,410	7,950	19,620	9,090	8,280	6,630	2,910	90	1,920	60	480	750	810
4 yrs. or more	66,510	35,670	3,000	13,500	4,290	3,870	2,910	1,110	30	780	...	150	420	780
School years not reported..	30,060	2,220	4,740	4,650	1,260	1,620	4,350	3,030	60	2,610	120	1,830	2,460	1,110
Median school years.....	7.7	16+	6.3	10.1	11.1	10.0	8.1	6.5	5.8	7.1	5.0	4.2	4.7	7.8
65 to 74 years old.....	535,050	28,470	196,170	59,640	18,450	27,090	55,890	31,140	2,460	35,850	6,360	29,190	36,930	7,410
No school years completed..	40,590	90	16,980	1,770	120	600	2,040	2,370	570	2,310	1,080	5,700	6,510	450
Elementary: 1 to 4 years..	131,310	960	62,370	6,090	990	2,280	9,960	8,730	900	8,550	2,460	12,570	13,920	1,530
5 to 7 years..	134,610	1,620	59,010	11,790	2,910	4,890	16,680	9,150	480	9,780	1,590	6,000	8,460	2,250
8 years.....	82,680	2,100	29,790	10,860	3,270	4,890	11,850	5,220	150	6,750	810	2,010	4,020	960
High school: 1 to 3 years..	47,700	1,740	13,230	8,730	2,760	4,200	7,050	2,610	150	3,540	150	1,080	1,680	780
4 years.....	35,610	3,090	5,790	9,060	3,480	4,470	3,870	1,620	120	2,490	90	450	750	330
College: 1 to 3 years..	22,680	3,360	3,360	5,370	2,820	3,360	2,190	420	60	750	120	150	420	300
4 yrs. or more	26,400	14,640	2,190	4,050	1,560	1,680	960	210	...	300	30	270	180	330
School years not reported..	13,470	870	3,450	1,920	540	720	1,290	810	30	1,380	30	960	990	480
Median school years.....	7.0	16+	5.9	8.8	10.8	9.4	7.8	6.3	...	7.0	4.4	3.7	4.3	7.0
75 years old and over....	92,550	5,550	40,440	10,530	2,820	5,310	5,310	3,090	570	4,950	2,220	5,130	4,110	2,520
No school years completed..	9,780	30	5,130	480	30	90	420	420	210	420	420	1,200	720	210
Elementary: 1 to 4 years..	22,500	60	12,420	1,170	150	510	870	840	150	1,290	780	2,070	1,770	420
5 to 7 years..	21,660	270	10,860	2,190	480	870	1,650	750	120	1,560	450	810	1,050	600
8 years.....	12,870	240	5,670	1,440	480	930	1,170	510	30	1,020	300	450	180	450
High school: 1 to 3 years..	7,380	480	2,430	1,620	390	900	450	180	...	810	30	240	180	270
4 years.....	5,670	480	1,470	1,530	510	690	270	120	30	180	60	30	120	180
College: 1 to 3 years..	4,830	930	990	1,200	300	720	150	90	...	90	30	120	60	150
4 yrs. or more	5,220	2,910	540	660	300	480	90	30	...	...	30	90	30	60
School years not reported..	2,640	150	930	240	180	120	240	150	30	180	120	120	...	180
Median school years.....	6.8	16+	5.6	8.9	...	9.6	7.3	5.8	...	6.3	...	3.5	4.0	...

Table 11.—MAJOR OCCUPATION GROUP: PERSONS 14 YEARS OLD AND OVER, BY YEARS OF SCHOOL COMPLETED, AGE, COLOR, AND SEX, FOR THE UNITED STATES, BY REGIONS: 1950—Con.

(Based on 3⅓-percent sample. Percent not shown where less than 0.1 or where base is less than 3,000. Median not shown where less than 1.0 or where base is less than 3,000)

Area, age, color, sex, and years of school completed	Total	Professional, technical, and kindred workers	Farmers and farm managers	Managers, officials, and proprietors, except farm	Clerical and kindred workers	Sales workers	Craftsmen, foremen, and kindred workers	Operatives and kindred workers	Private household workers	Service workers, except private household	Farm laborers, unpaid family workers	Farm laborers, except unpaid, and farm foremen	Laborers, except farm and mine	Occupation not reported
SOUTH—MALE														
Nonwhite														
Total, 14 yrs. and over	2,394,240	47,460	456,510	38,610	39,120	21,480	151,680	432,270	22,620	246,180	120,030	231,150	546,990	28,140
Total, 14 to 24 yrs. old	517,650	3,450	45,030	2,010	6,960	5,700	18,000	85,440	2,850	54,150	100,980	77,340	108,240	7,500
Total, 25 yrs. and over	1,876,590	44,010	423,480	36,600	32,160	15,780	133,680	346,830	19,770	192,030	19,050	153,810	438,750	20,640
No school years completed	151,200	240	48,120	1,740	480	630	6,000	19,890	1,680	7,080	2,550	23,280	37,680	1,830
Elementary: 1 to 4 years	679,650	2,250	208,950	7,770	3,210	3,540	37,410	111,330	5,730	43,680	8,190	74,730	166,830	6,030
5 to 7 years	551,520	3,630	116,940	10,350	5,400	3,510	42,750	114,780	8,270	60,690	5,520	37,320	138,480	5,820
8 years	152,730	1,890	22,320	3,780	2,910	1,380	13,890	34,740	2,130	24,570	1,320	7,170	34,980	1,650
High school: 1 to 3 years	160,050	3,570	14,580	4,860	5,700	2,700	17,460	39,090	2,160	27,720	840	5,250	34,440	1,710
4 years	72,840	3,930	3,510	3,180	6,780	2,010	8,550	14,430	930	15,420	330	1,440	11,550	780
College: 1 to 3 years	31,440	5,190	1,470	2,190	4,590	840	3,450	4,470	330	5,460	90	540	2,520	300
4 yrs. or more	34,290	21,720	1,050	1,650	2,580	870	1,410	1,140	60	2,160	30	150	1,020	450
School years not reported	42,840	1,590	6,540	1,050	510	300	2,760	6,960	480	5,850	180	3,930	11,250	2,010
Median school years	5.5	16+	4.1	7.4	11.0	8.0	6.5	6.0	6.1	7.1	4.4	3.8	5.2	5.7
Percent	100.0	100.0	100.0	100.0	100.0	100.0	100.0	100.0	100.0	100.0	100.0	100.0	100.0	100.0
No school years completed	8.1	0.5	11.4	4.8	1.5	4.0	4.5	5.7	8.5	3.7	13.4	15.1	8.6	8.9
Elementary: 1 to 4 years	36.2	5.1	49.3	21.2	12.0	22.4	28.0	32.1	29.0	22.7	43.0	48.6	38.0	29.2
5 to 7 years	29.4	8.2	27.6	28.3	16.8	22.2	32.0	33.1	31.7	31.6	29.0	24.3	31.6	28.5
8 years	8.1	4.3	5.3	10.3	9.0	8.7	10.4	10.0	10.8	12.8	6.9	4.7	8.0	8.0
High school: 1 to 3 years	8.5	8.1	3.4	13.3	17.7	17.1	13.1	11.3	10.9	14.4	4.4	3.4	7.8	8.3
4 years	3.9	8.9	0.8	8.7	21.1	12.7	6.4	4.2	4.7	8.0	1.7	0.9	2.6	3.8
College: 1 to 3 years	1.7	11.8	0.3	6.0	14.3	5.3	2.6	1.3	1.7	2.8	0.4	0.4	0.6	1.5
4 yrs. or more	1.8	49.4	0.2	4.5	8.0	5.5	1.1	0.3	0.3	1.1	0.2	0.1	0.2	2.2
School years not reported	2.3	3.6	1.5	3.0	1.6	1.9	2.1	2.0	2.4	2.7	0.9	2.6	2.6	9.7
14 and 15 years old	46,260	180	1,440	120	90	1,230	210	2,490	390	2,850	23,880	8,280	4,080	1,080
No school years completed	1,080	...	30	...	...	...	...	30	...	...	810	120	90	...
Elementary: 1 to 4 years	18,270	...	570	...	...	90	30	600	120	390	10,680	4,140	1,380	270
5 to 7 years	20,010	60	600	60	90	540	150	1,230	150	1,560	9,870	3,480	1,740	480
8 years	4,290	30	120	...	...	240	30	420	90	510	1,740	330	570	210
High school: 1 to 3 years	2,100	30	60	30	...	360	...	210	30	390	540	120	270	60
4 years	60	...	30	...	...	...	...	...	...	...	...	30	...	...
School years not reported	450	60	30	30	...	...	...	...	...	...	180	60	30	60
Median school years	5.5	...	...	...	...	...	...	...	...	...	5.1	4.9	6.0	...
16 and 17 years old	66,790	270	4,290	90	360	810	1,170	8,550	570	9,060	31,380	17,490	11,310	1,440
No school years completed	1,320	...	60	...	30	...	...	...	30	30	570	420	180	...
Elementary: 1 to 4 years	24,300	...	1,410	...	...	...	180	2,100	150	1,110	9,750	6,480	2,670	450
5 to 7 years	35,550	90	1,710	60	120	240	510	3,360	120	2,880	14,220	7,020	4,380	540
8 years	10,800	...	570	30	...	120	150	1,170	120	1,920	3,450	1,530	1,530	210
High school: 1 to 3 years	13,080	90	480	...	180	420	270	1,710	150	2,790	3,090	1,770	1,950	180
4 years	900	...	...	...	30	30	60	150	...	270	120	90	150	...
College: 1 to 3 years	30	...	...	...	...	...	...	...	...	...	...	...	30	...
School years not reported	810	90	60	...	...	...	...	60	...	60	180	180	120	60
Median school years	6.8	...	6.1	...	...	...	...	6.9	...	8.3	6.1	5.8	6.8	...
18 and 19 years old	109,140	330	7,290	270	1,260	1,140	3,030	17,190	630	12,510	24,090	17,460	22,320	1,680
No school years completed	1,470	...	30	...	...	...	...	90	...	30	510	420	330	60
Elementary: 1 to 4 years	25,560	...	2,100	60	60	120	210	3,690	120	1,380	6,630	5,820	5,010	360
5 to 7 years	40,230	120	2,880	120	150	330	1,200	6,240	210	2,970	10,050	6,870	8,670	480
8 years	12,810	30	750	60	180	120	720	2,160	60	1,650	2,430	1,620	2,940	90
High school: 1 to 3 years	21,660	30	1,140	...	450	390	630	3,510	210	4,440	3,900	2,340	4,200	420
4 years	5,910	90	240	30	360	150	180	1,170	30	1,830	510	210	930	180
College: 1 to 3 years	540	30	30	...	30	30	60	90	...	210	...	...	30	30
4 yrs. or more	30	...	...	...	...	...	...	...	...	...	...	...	30	...
School years not reported	930	30	120	...	30	...	30	240	...	...	60	180	180	60
Median school years	7.0	...	6.5	...	...	...	8.1	7.3	...	9.2	6.5	6.0	7.0	...
20 to 21 years old	107,790	570	10,110	300	1,440	900	4,500	21,480	660	11,910	12,420	14,970	27,390	1,140
No school years completed	2,190	...	330	...	...	...	30	330	...	90	420	480	480	30
Elementary: 1 to 4 years	23,220	...	3,150	...	90	...	450	4,050	90	930	2,910	5,490	5,850	810
5 to 7 years	37,530	90	3,960	30	240	150	1,200	7,410	120	3,150	5,130	5,520	10,230	300
8 years	11,640	120	960	30	90	...	810	2,820	60	1,260	1,410	1,230	2,640	210
High school: 1 to 3 years	20,160	60	1,320	90	360	270	1,140	4,230	240	3,510	1,980	1,680	5,190	90
4 years	9,120	60	240	90	480	360	600	2,010	120	2,160	420	270	2,190	120
College: 1 to 3 years	1,920	120	30	60	120	120	150	300	...	570	30	60	360	...
4 yrs. or more	390	90	...	...	30	...	...	60	...	120	...	...	30	60
School years not reported	1,620	30	120	...	30	...	120	270	30	120	120	240	420	180
Median school years	7.2	...	6.1	...	...	...	8.6	7.5	...	9.4	6.6	5.8	7.1	...
22 to 24 years old	167,670	2,100	21,900	1,230	3,810	1,620	9,090	35,730	600	17,820	9,270	19,140	43,140	2,220
No school years completed	4,680	...	930	...	...	...	60	630	...	180	330	1,080	1,080	90
Elementary: 1 to 4 years	39,600	90	7,230	180	120	270	1,020	6,900	90	1,740	2,820	7,080	11,580	480
5 to 7 years	56,520	150	9,060	360	450	240	3,390	12,420	90	4,710	3,090	6,930	14,940	690
8 years	18,570	60	2,040	150	390	180	1,260	4,350	120	2,310	1,080	1,380	5,040	210
High school: 1 to 3 years	28,530	150	2,070	270	1,050	300	1,980	7,230	150	4,710	1,320	1,740	7,200	360
4 years	11,610	150	360	150	900	240	1,020	2,970	60	2,850	450	480	1,890	90
College: 1 to 3 years	3,330	540	30	...	600	180	210	480	...	780	60	30	420	...
4 yrs. or more	1,710	750	30	30	240	120	90	180	30	180	...	30	...	30
School years not reported	3,120	210	150	90	60	90	60	570	60	360	120	390	690	270
Median school years	7.0	...	5.9	...	11.6	...	8.0	7.4	...	8.9	6.4	5.5	6.7	...

Table 11.—MAJOR OCCUPATION GROUP: PERSONS 14 YEARS OLD AND OVER, BY YEARS OF SCHOOL COMPLETED, AGE, COLOR, AND SEX, FOR THE UNITED STATES, BY REGIONS: 1950—Con.

[Based on 3⅓-percent sample. Percent not shown where less than 0.1 or where base is less than 3,000. Median not shown where less than 1.0 or where base is less than 3,000]

Area, age, color, sex, and years of school completed	Total	Professional, technical, and kindred workers	Farmers and farm managers	Managers, officials, and proprietors, except farm	Clerical and kindred workers	Sales workers	Craftsmen, foremen, and kindred workers	Operatives and kindred workers	Private household workers	Service workers, except private household	Farm laborers, unpaid family workers	Farm laborers, except unpaid, and farm foremen	Laborers, except farm and mine	Occupation not reported
SOUTH—MALE—Con.														
Nonwhite—Con.														
25 to 29 years old.....	279,300	6,060	43,560	2,790	7,320	2,340	19,500	63,570	1,620	26,010	6,300	27,690	68,970	3,570
No school years completed..	9,480	30	2,430	...	30	60	240	1,530	30	120	390	1,950	2,490	180
Elementary: 1 to 4 years..	74,340	180	17,460	270	360	180	3,420	14,820	210	3,300	2,340	11,850	19,230	720
5 to 7 years..	90,540	150	15,390	720	840	510	6,150	21,240	570	7,440	2,220	9,090	25,020	1,200
8 years.....	27,060	120	3,570	150	450	330	2,490	7,050	210	3,090	540	1,920	6,810	330
High school: 1 to 3 years..	42,150	270	3,300	690	1,530	420	4,110	12,600	330	6,180	540	1,890	9,840	450
4 years.....	18,390	450	570	360	2,220	450	2,160	3,900	180	3,720	240	330	3,480	330
College: 1 to 3 years..	6,480	780	240	330	1,200	270	570	1,050	60	1,380	30	90	480	...
4 yrs. or more	5,430	3,840	30	90	630	90	180	30	...	390	...	...	60	90
School years not reported..	5,430	240	570	180	60	30	180	1,350	30	390	...	570	1,560	270
Median school years.....	6.8	16+	5.3	...	12.2	...	7.9	7.1	...	8.6	5.6	4.9	6.4	6.9
30 to 34 years old.....	261,720	5,880	46,230	3,600	5,430	1,440	20,730	59,660	2,280	26,880	3,000	19,890	63,300	3,180
No school years completed..	10,590	...	3,180	90	...	30	540	1,530	120	270	270	1,830	2,640	90
Elementary: 1 to 4 years..	76,080	180	19,560	390	270	150	4,950	15,600	600	3,990	1,200	8,790	19,560	840
5 to 7 years..	85,380	300	16,590	840	840	210	6,120	21,120	600	7,920	1,020	6,300	22,560	960
8 years.....	24,930	120	2,850	360	300	180	2,310	6,420	300	3,630	300	1,170	6,690	300
High school: 1 to 3 years..	32,430	300	2,610	780	1,170	360	3,540	9,390	330	5,310	90	930	7,260	360
4 years.....	15,930	630	570	540	1,350	180	1,860	3,570	120	3,960	60	300	2,610	180
College: 1 to 3 years..	5,190	570	90	300	870	120	690	930	60	870	...	30	630	30
4 yrs. or more	5,820	3,630	120	210	540	150	150	330	30	390	30	30	90	120
School years not reported..	5,370	150	660	90	90	60	570	990	120	540	30	510	1,260	300
Median school years.....	6.5	16+	5.0	9.3	12.1	...	7.3	6.7	...	8.3	5.0	4.6	6.2	6.6
35 to 44 years old.....	551,280	13,440	107,160	10,290	9,930	4,680	41,100	117,060	5,220	55,260	3,810	39,480	137,880	5,970
No school years completed..	31,680	60	8,160	240	120	60	1,470	5,580	90	1,230	420	4,380	9,480	390
Elementary: 1 to 4 years..	194,430	510	54,120	1,650	810	930	10,800	37,620	1,440	10,620	1,770	19,830	52,410	1,920
5 to 7 years..	175,560	810	33,420	3,060	1,620	1,140	14,460	40,830	1,830	18,330	1,170	10,680	46,440	1,770
8 years.....	48,300	510	5,460	1,080	1,080	300	3,870	13,020	540	8,130	270	2,190	11,400	450
High school: 1 to 3 years..	47,190	1,170	3,360	1,650	1,770	990	5,310	11,310	810	9,000	150	1,110	9,930	630
4 years.....	21,840	1,200	870	960	2,040	690	2,760	4,680	330	4,410	...	450	3,300	150
College: 1 to 3 years..	9,060	1,530	120	600	1,440	240	1,140	1,410	30	1,530	...	120	750	150
4 yrs. or more	11,130	7,230	150	690	900	240	420	390	30	600	...	...	420	60
School years not reported..	12,090	420	1,500	360	150	90	870	2,220	120	1,410	30	720	3,750	450
Median school years.....	5.7	16+	4.3	8.0	11.1	8.6	6.6	6.0	6.7	7.5	4.3	4.0	5.3	5.8
45 to 54 years old.....	415,200	8,910	94,170	10,650	5,670	4,050	30,150	73,320	5,520	45,660	2,490	29,880	100,830	3,900
No school years completed..	40,380	90	11,400	510	150	150	1,590	6,450	480	1,800	510	6,090	10,770	390
Elementary: 1 to 4 years..	168,780	510	49,140	2,700	900	1,140	10,350	28,950	1,590	12,630	1,200	14,820	43,710	1,140
5 to 7 years..	118,710	930	23,910	3,000	1,380	930	9,870	23,310	1,830	15,690	600	6,270	29,820	1,170
8 years.....	31,290	450	4,980	1,320	720	360	3,060	6,210	810	5,340	90	960	6,720	270
High school: 1 to 3 years..	23,370	750	2,280	1,080	780	720	2,760	4,230	420	4,740	30	630	4,770	180
4 years.....	9,870	900	480	810	750	240	1,050	1,590	180	2,160	...	90	1,800	120
College: 1 to 3 years..	5,790	1,170	420	450	540	120	510	660	90	1,140	30	150	480	30
4 yrs. or more	6,420	3,720	210	420	270	270	360	300	...	540	...	30	270	30
School years not reported..	10,590	390	1,350	360	180	120	600	1,620	120	1,620	30	840	2,790	570
Median school years.....	4.8	14.6	3.8	6.9	8.4	7.2	5.9	5.1	6.0	6.5	...	3.3	4.5	5.4
55 to 64 years old.....	234,960	5,880	73,200	6,030	2,940	1,920	16,500	26,460	2,970	26,790	1,650	20,760	47,700	2,160
No school years completed..	31,620	...	10,710	480	120	120	1,590	3,450	240	2,160	420	4,590	7,380	420
Elementary: 1 to 4 years..	103,830	570	38,250	1,740	660	570	5,580	11,400	990	8,850	750	11,310	22,350	810
5 to 7 years..	57,240	840	16,980	1,770	600	480	4,830	7,170	1,050	8,550	330	3,030	11,280	330
8 years.....	14,850	390	3,270	630	360	150	1,740	1,710	240	3,060	60	570	2,520	150
High school: 1 to 3 years..	10,470	630	1,590	510	360	150	1,260	1,200	240	1,980	30	420	2,010	90
4 years.....	4,380	390	510	240	300	300	600	510	90	840	...	150	450	...
College: 1 to 3 years..	3,270	690	420	360	330	60	300	330	60	420	30	60	150	60
4 yrs. or more	3,540	2,130	270	210	180	90	210	60	...	150	...	30	180	30
School years not reported..	5,760	240	1,200	90	30	...	390	630	60	780	30	600	1,440	270
Median school years.....	4.2	13.0	3.6	6.3	...	...	5.5	4.3	...	5.7	...	2.9	3.8	...
65 to 74 years old.....	113,700	3,120	49,140	2,760	750	1,260	5,010	5,820	1,740	10,050	1,410	13,260	17,910	1,470
No school years completed..	21,630	30	9,180	300	60	180	510	1,110	510	1,200	390	3,480	4,410	270
Elementary: 1 to 4 years..	53,850	240	25,800	900	180	540	2,010	2,760	810	3,870	810	6,870	8,610	450
5 to 7 years..	20,970	570	9,180	900	90	240	1,140	990	330	2,490	150	1,620	2,880	390
8 years.....	5,430	300	1,920	210	...	60	360	270	...	1,110	30	240	810	120
High school: 1 to 3 years..	3,810	360	1,170	90	90	30	420	360	30	480	...	240	540	...
4 years.....	2,070	240	420	240	120	150	90	180	...	300	30	120	180	...
College: 1 to 3 years..	1,320	300	180	90	180	30	240	90	30	90	...	60	30	...
4 yrs. or more	1,680	960	240	30	30	30	90	30	...	90	...	60	...	120
School years not reported..	2,940	120	1,050	...	...	...	150	30	30	420	...	570	450	120
Median school years.....	3.5	12.0	3.3	...	...	...	4.8	3.6	...	4.7	...	2.7	3.0	...
75 years old and over....	20,430	720	10,020	480	120	90	690	720	420	1,380	390	2,850	2,160	390
No school years completed..	5,820	30	3,060	120	...	30	60	240	210	300	150	960	570	90
Elementary: 1 to 4 years..	8,340	60	4,620	120	30	30	300	180	90	420	120	1,260	960	150
5 to 7 years..	3,120	30	1,470	60	30	...	180	120	60	270	30	330	480	60
8 years.....	870	...	270	30	...	...	60	60	30	210	30	120	30	30
High school: 1 to 3 years..	660	90	270	60	...	30	60	...	...	30	...	30	90	...
4 years.....	360	120	90	30	...	...	30	...	30	30	...	...	30	...
College: 1 to 3 years..	330	150	...	60	30	...	...	...	...	30	...	30	...	30
4 yrs. or more	270	210	30	...	30	...	...	...	...	...	...	...	...	...
School years not reported..	660	30	210	...	...	...	...	120	...	90	60	120	...	30
Median school years.....	2.9	...	2.6	...	...	...	...	...	...	...	...	...	...	...

Table 11.—MAJOR OCCUPATION GROUP: PERSONS 14 YEARS OLD AND OVER, BY YEARS OF SCHOOL COMPLETED, AGE, COLOR, AND SEX, FOR THE UNITED STATES, BY REGIONS: 1950—Con.

(Based on 3⅓-percent sample. Percent not shown where less than 0.1 or where base is less than 3,000. Median not shown where less than 1.0 or where base is less than 3,000)

Area, age, color, sex, and years of school completed	Total	Professional, technical, and kindred workers	Farmers and farm managers	Managers, officials, and proprietors, except farm	Clerical and kindred workers	Sales workers	Craftsmen, foremen, and kindred workers	Operatives and kindred workers	Private household workers	Service workers, except private household	Farm laborers, unpaid family workers	Farm laborers, except unpaid, and farm foremen	Laborers, except farm and mine	Occupation not reported
SOUTH—FEMALE														
Total														
Total, 14 yrs. and over	4,497,240	524,280	63,210	193,140	982,260	354,950	48,210	745,340	644,130	562,770	155,790	89,490	34,410	99,260
Total, 14 to 24 years old	1,033,630	91,500	4,170	10,170	327,660	89,850	7,470	152,010	112,350	126,090	52,680	28,410	7,320	28,920
Total, 25 yrs. and over..	3,464,610	432,780	59,040	182,970	654,600	265,070	40,740	594,330	531,780	436,680	103,110	61,080	27,090	70,340
No school years completed..	63,780	870	3,840	1,740	870	1,410	300	8,820	26,460	5,990	3,870	5,700	1,260	1,440
Elementary: 1 to 4 years..	344,040	4,560	15,260	7,410	5,190	7,260	1,590	60,900	137,550	42,960	24,300	23,220	5,250	7,360
5 to 7 years..	662,310	5,700	13,260	22,950	18,030	31,020	6,570	186,900	186,930	106,410	38,070	18,950	7,530	13,960
8 years.....	393,030	6,450	6,270	22,260	33,360	38,370	7,410	106,560	66,900	73,530	14,460	4,530	4,290	9,540
High school: 1 to 3 years..	632,010	22,770	6,120	39,600	125,550	79,590	11,040	138,870	66,960	106,470	14,250	4,320	4,800	11,670
4 years.....	663,390	54,240	2,700	48,390	291,720	79,740	8,670	68,520	26,370	65,220	5,070	1,590	2,340	8,550
College: 1 to 3 years..	324,810	109,650	2,160	24,090	119,010	23,790	2,550	10,530	6,690	18,240	1,560	600	630	5,010
4 yrs. or more	299,730	217,560	1,560	11,700	45,870	7,110	1,110	3,000	2,490	5,490	480	240	180	2,910
School years not reported..	81,510	10,980	870	4,830	14,700	6,780	1,500	9,930	11,430	11,370	1,050	1,920	810	4,350
Median school years.....	10.1	16+	6.4	11.6	12.5	11.1	10.0	8.3	6.5	8.8	6.8	5.1	7.6	8.6
Percent.....	100.0	100.0	100.0	100.0	100.0	100.0	100.0	100.0	100.0	100.0	100.0	100.0	100.0	100.0
No school years completed..	1.8	0.2	6.5	1.0	0.1	0.5	0.7	1.5	5.0	1.6	3.8	9.3	4.7	2.5
Elementary: 1 to 4 years..	9.9	1.1	27.5	4.0	0.8	2.6	3.9	10.2	25.9	9.8	23.6	38.0	19.4	11.5
5 to 7 years..	19.1	1.3	32.6	12.5	2.8	11.3	16.1	31.4	35.2	24.4	36.9	31.0	27.8	23.6
8 years.....	11.3	1.5	10.6	12.2	5.1	13.9	18.2	17.9	12.6	16.8	14.0	7.4	15.8	12.8
High school: 1 to 3 years..	18.2	5.3	10.4	21.6	19.2	28.9	27.1	23.4	12.6	24.4	13.8	7.1	17.7	19.9
4 years.....	19.1	12.5	4.6	26.4	44.6	29.0	21.3	11.5	5.0	14.9	4.9	2.6	9.5	13.5
College: 1 to 3 years..	9.4	25.3	3.7	13.2	18.2	8.6	6.3	1.8	1.3	4.2	1.5	1.0	2.3	7.7
4 yrs. or more	8.7	50.3	2.6	6.4	7.0	2.6	2.7	0.5	0.5	1.3	0.5	0.4	0.7	4.5
School years not reported..	2.4	2.5	1.5	2.6	2.2	2.5	3.7	1.7	2.1	2.6	1.0	3.1	3.0	8.2
14 and 15 years old.....	37,800	300	390	180	900	3,210	120	1,140	9,090	3,480	10,980	4,410	390	3,210
No school years completed..	510	...	...	...	...	...	...	...	60	90	120	150	30	60
Elementary: 1 to 4 years..	5,340	...	210	...	...	90	...	240	900	150	1,950	1,350	150	300
5 to 7 years..	14,520	60	120	60	210	510	30	360	3,570	1,410	4,950	1,980	90	1,170
8 years.....	8,940	120	...	30	150	930	...	240	2,760	1,020	2,190	630	90	780
High school: 1 to 3 years..	7,440	30	30	30	480	1,590	60	270	1,650	750	1,560	240	30	690
4 years.....	120	...	...	30	30	...	...	...	...	30	30	...	...	...
School years not reported..	930	90	30	30	30	90	30	30	120	30	180	60	...	180
Median school years.....	7.6	...	...	...	...	9.1	...	...	8.0	8.1	7.0	6.0	...	7.7
16 and 17 years old.....	102,480	1,890	780	390	12,600	18,210	300	10,410	17,460	16,410	12,600	6,360	960	4,110
No school years completed..	540	...	60	...	...	...	...	...	120	30	180	120	30	...
Elementary: 1 to 4 years..	6,150	...	120	..	150	210	30	450	1,710	540	1,230	1,380	90	240
5 to 7 years..	21,510	60	360	30	450	930	30	2,460	5,970	3,420	4,140	2,430	180	1,260
8 years.....	14,640	60	30	90	540	1,620	30	2,490	2,550	2,580	2,850	1,080	150	570
High school: 1 to 3 years..	48,780	720	180	210	6,570	14,100	120	4,290	6,480	8,700	3,720	1,230	480	3,030
4 years.....	9,060	810	...	30	4,590	1,200	30	510	360	930	420	60	...	120
College: 1 to 3 years..	570	150	...	...	180	...	...	90	60	90	...	...	...	...
School years not reported..	1,230	90	30	30	120	150	60	120	210	120	60	90	30	150
Median school years.....	9.5	...	...	...	11.3	10.3	...	8.9	8.3	9.5	8.3	7.0	...	9.2
18 and 19 years old.....	230,670	12,270	660	1,110	78,150	26,220	1,230	34,080	23,490	30,600	10,350	6,060	1,620	4,620
No school years completed..	900	...	...	...	...	...	30	180	180	90	240	180	...	...
Elementary: 1 to 4 years..	7,200	60	120	...	390	270	...	930	1,920	780	1,170	1,170	180	360
5 to 7 years..	24,300	60	300	90	480	1,170	90	5,760	5,820	4,050	3,150	2,190	360	720
8 years.....	18,570	120	30	90	1,140	1,500	60	5,400	3,720	3,540	1,380	690	330	540
High school: 1 to 3 years..	61,470	840	90	240	11,580	9,930	480	11,970	7,830	12,090	3,180	1,350	420	1,470
4 years.....	97,500	6,540	...	600	54,390	11,970	540	9,000	3,360	8,190	1,140	270	240	1,800
College: 1 to 3 years..	16,080	4,140	...	60	8,370	1,050	...	330	270	1,470	...	...	90	330
4 yrs. or more	660	210	...	...	330	...	...	30	...	90	...	...	...	...
School years not reported..	3,990	270	90	30	1,470	330	30	480	390	360	90	210	...	240
Median school years.....	12.0	12.7	...	...	12.5	12.0	...	10.1	9.0	10.7	8.4	7.2	...	10.3
20 and 21 years old.....	267,540	23,790	750	2,490	101,250	19,470	2,160	42,780	24,960	30,750	8,040	4,590	1,740	4,770
No school years completed..	1,230	30	60	...	150	30	...	120	810	180	300	120	...	30
Elementary: 1 to 4 years..	8,280	120	120	60	660	180	120	1,230	3,460	1,140	1,110	780	180	180
5 to 7 years..	28,440	150	270	30	780	1,110	150	8,430	7,980	4,200	2,430	1,920	240	720
8 years.....	19,560	180	120	210	1,590	1,020	240	6,510	3,540	3,480	1,350	480	330	540
High school: 1 to 3 years..	55,560	1,020	30	690	15,210	5,370	600	14,490	6,150	9,870	1,680	870	390	1,200
4 years.....	104,160	6,540	90	1,170	59,970	9,270	780	10,710	3,540	9,000	990	240	570	1,290
College: 1 to 3 years..	35,760	8,310	30	300	20,820	1,980	210	600	780	2,160	90	60	30	300
4 yrs. or more	9,420	6,720	...	...	1,980	90	30	120	90	240	...	...	...	150
School years not reported..	5,130	720	30	30	2,100	420	30	570	210	480	90	120	...	330
Median school years.....	12.2	14.2	...	...	12.6	12.2	...	10.0	8.5	10.9	8.1	7.1	...	11.0
22 to 24 years old.....	394,140	55,260	1,590	6,000	134,760	22,770	3,660	65,500	37,350	44,850	10,710	6,990	2,610	5,910
No school years completed..	1,710	...	60	...	150	90	...	300	390	180	240	210	30	90
Elementary: 1 to 4 years..	15,330	420	300	120	900	180	90	2,880	4,830	1,770	1,830	1,410	330	300
5 to 7 years..	42,410	210	510	360	1,230	1,350	180	12,540	11,610	7,380	3,540	2,820	480	1,200
8 years.....	27,240	180	180	390	1,530	1,500	360	9,930	4,950	5,130	1,560	720	330	630
High school: 1 to 3 years..	82,770	1,800	240	1,050	20,250	7,380	930	21,750	8,970	14,820	2,400	1,140	840	1,800
4 years.....	130,380	8,580	180	2,730	73,650	9,720	1,440	14,400	4,680	11,550	870	540	450	1,980
College: 1 to 3 years..	44,850	12,870	...	690	24,540	1,560	330	720	1,020	2,460	120	30	60	420
4 yrs. or more	39,510	27,630	90	510	9,210	540	180	240	150	630	30	...	30	270
School years not reported..	8,940	1,560	30	150	3,300	450	150	900	750	930	120	120	30	450
Median school years.....	12.2	16+	...	12.4	12.6	12.1	12.1	9.8	8.3	10.5	7.7	6.9	...	10.1

Table 11.—MAJOR OCCUPATION GROUP: PERSONS 14 YEARS OLD AND OVER, BY YEARS OF SCHOOL COMPLETED, AGE, COLOR, AND SEX, FOR THE UNITED STATES, BY REGIONS: 1950—Con.

[Based on 3⅓-percent sample. Percent not shown where less than 0.1 or where base is less than 3,000. Median not shown where less than 1.0 or where base is less than 3,000]

Area, age, color, sex, and years of school completed	Total	Professional, technical, and kindred workers	Farmers and farm managers	Managers, officials, and proprietors, except farm	Clerical and kindred workers	Sales workers	Craftsmen, foremen, and kindred workers	Operatives and kindred workers	Private household workers	Service workers, except private household	Farm laborers, unpaid family workers	Farm laborers, except unpaid, and farm foremen	Laborers, except farm and mine	Occupation not reported
SOUTH—FEMALE—Con.														
Total—Con.														
25 to 29 years old.....	582,810	65,880	3,030	13,230	166,680	38,070	5,820	108,900	66,960	73,550	16,230	10,470	4,140	9,870
No school years completed..	3,840	60	60	90	150	120	30	720	1,170	540	360	420	30	90
Elementary: 1 to 4 years..	31,410	660	540	360	750	420	150	5,760	10,980	4,320	3,270	2,880	600	720
5 to 7 years..	67,120	810	1,230	930	1,890	2,760	720	28,020	22,710	14,940	6,180	4,020	1,200	1,710
8 years.....	47,460	450	210	810	2,520	3,270	630	16,740	9,150	9,300	1,590	1,140	570	1,080
High school: 1 to 3 years..	123,840	2,790	330	3,330	25,230	12,150	1,950	33,630	14,250	22,620	3,210	1,110	1,020	2,220
4 years.....	170,550	9,690	360	5,040	91,050	14,790	1,770	20,580	6,180	16,500	1,260	450	540	2,340
College: 1 to 3 years..	58,800	16,020	30	1,620	31,620	2,850	360	1,590	840	2,820	210	150	90	600
4 yrs. or more	47,910	33,600	120	720	10,740	810	30	450	330	570	90	...	30	420
School years not reported..	11,880	1,800	150	330	2,730	900	180	1,410	1,350	1,920	60	300	60	690
Median school years.....	11.8	16+	7.0	12.2	12.6	12.0	11.0	9.2	7.7	9.9	7.2	6.3	8.4	10.3
30 to 34 years old.....	543,840	63,690	4,200	21,000	113,520	38,820	6,810	109,770	75,960	70,740	15,510	9,060	4,770	9,990
No school years completed..	5,940	240	150	90	240	300	30	1,550	1,770	660	300	270	150	180
Elementary: 1 to 4 years..	38,640	750	1,080	600	720	570	270	7,950	13,650	5,010	3,360	3,120	660	900
5 to 7 years..	99,870	630	1,590	2,790	1,650	3,420	960	32,790	28,080	14,970	6,060	3,480	1,440	2,010
8 years.....	55,950	840	390	1,920	3,630	4,470	1,080	18,540	11,220	9,600	2,100	720	540	900
High school: 1 to 3 years..	114,090	2,790	420	4,800	19,920	12,570	1,980	30,450	13,290	21,420	2,610	810	1,110	1,920
4 years.....	126,030	9,540	300	6,240	56,340	13,470	1,920	15,180	5,100	14,430	810	420	720	1,560
College: 1 to 3 years..	46,530	15,120	90	2,460	19,830	2,550	210	1,590	960	2,700	120	60	30	810
4 yrs. or more	45,270	32,430	60	1,350	8,490	720	120	510	270	540	...	30	30	720
School years not reported..	11,520	1,350	120	750	2,700	750	240	1,200	1,620	1,410	150	150	90	990
Median school years.....	10.7	16+	6.5	12.0	12.5	11.5	10.4	8.6	7.3	9.6	7.0	5.9	8.2	9.8
35 to 44 years old.....	1,116,540	147,630	14,100	57,660	200,010	92,460	14,610	205,520	166,170	138,210	33,000	18,510	9,270	18,390
No school years completed..	13,710	210	450	300	180	300	30	1,800	5,880	1,680	750	1,560	270	300
Elementary: 1 to 4 years..	101,460	1,530	4,200	1,650	1,890	2,220	450	20,190	39,690	12,360	7,020	6,780	1,590	1,890
5 to 7 years..	225,150	1,590	5,430	6,660	5,910	9,690	2,430	68,970	64,350	35,280	12,690	6,090	2,490	3,570
8 years.....	128,580	1,740	1,260	6,150	10,050	12,690	2,730	38,130	21,330	24,000	4,980	1,350	1,740	2,430
High school: 1 to 3 years..	213,330	6,750	1,410	13,710	43,200	27,420	4,020	48,390	21,390	35,190	4,650	1,350	1,950	3,900
4 years.....	203,460	17,370	630	16,740	84,090	27,840	2,940	21,420	7,740	19,230	1,980	390	600	2,490
College: 1 to 3 years..	104,190	38,910	240	7,770	35,850	7,500	960	3,660	2,010	5,040	450	240	240	1,320
4 yrs. or more	101,010	76,200	330	3,420	13,980	2,520	540	720	600	1,530	240	90	60	780
School years not reported..	25,650	3,330	150	1,260	4,860	2,280	510	3,240	3,180	3,900	240	660	330	1,710
Median school years.....	10.1	16+	6.3	11.9	12.4	11.2	10.1	8.3	5.7	8.7	7.0	5.3	8.1	9.1
45 to 54 years old.....	751,050	98,340	16,530	52,260	120,780	67,440	8,610	110,880	129,810	91,470	22,530	13,500	5,400	13,500
No school years completed..	19,440	240	1,320	420	120	300	150	2,670	8,460	2,220	1,110	1,560	390	480
Elementary: 1 to 4 years..	97,410	840	4,980	2,250	1,260	2,100	480	17,400	40,020	12,540	5,970	6,060	1,470	2,040
5 to 7 years..	154,650	1,440	4,920	6,960	5,220	9,510	1,560	38,370	44,940	24,990	8,310	5,340	1,530	3,360
8 years.....	96,450	1,800	1,830	6,870	11,190	10,770	1,800	22,140	15,150	17,820	3,300	870	840	2,070
High school: 1 to 3 years..	119,580	6,240	1,620	10,620	27,570	18,960	1,860	17,820	11,760	17,550	2,400	660	540	1,980
4 years.....	104,760	10,230	540	12,540	42,570	15,450	1,500	6,930	4,230	8,430	720	210	300	1,110
College: 1 to 3 years..	72,150	24,780	810	7,560	21,780	6,840	690	2,370	1,380	3,990	450	90	180	1,230
4 yrs. or more	67,620	50,160	420	3,660	8,100	1,710	270	750	660	1,440	120	30	30	870
School years not reported..	18,990	2,610	90	1,380	2,970	1,800	300	2,430	3,210	2,490	150	480	120	960
Median school years.....	9.0	16+	6.2	11.5	12.3	10.6	5.3	7.7	6.0	8.3	6.5	4.3	6.5	8.2
55 to 64 years old.....	355,170	44,070	13,200	28,890	44,580	30,600	3,990	46,050	55,520	48,780	11,880	6,810	2,550	8,250
No school years completed..	12,900	...	870	570	150	270	30	1,620	5,550	1,110	1,020	1,200	300	210
Elementary: 1 to 4 years..	53,430	570	3,690	1,800	360	1,470	240	7,800	22,950	6,540	3,060	2,970	720	1,260
5 to 7 years..	73,620	870	3,870	3,990	2,820	4,290	780	15,780	19,980	13,230	3,870	1,500	600	2,040
8 years.....	49,950	1,080	1,590	5,070	5,370	5,670	960	8,280	7,410	10,530	2,010	360	420	1,200
High school: 1 to 3 years..	47,940	3,030	1,470	5,580	8,010	7,200	1,020	6,690	4,560	7,530	1,110	330	150	1,260
4 years.....	44,430	5,700	480	5,520	14,670	6,360	450	3,030	2,130	4,950	180	120	120	720
College: 1 to 3 years..	33,450	11,550	510	3,900	8,370	3,360	210	1,080	1,020	2,670	240	60	30	450
4 yrs. or more	29,310	20,040	480	1,650	3,630	1,050	150	390	270	990	30	60	30	540
School years not reported..	10,140	1,230	240	810	1,200	930	150	1,380	1,650	1,230	360	210	180	570
Median school years.....	8.7	15.6	6.5	10.4	12.3	10.3	8.9	7.5	5.5	8.3	6.3	3.8	...	8.3
65 to 74 years old.....	102,510	11,640	6,720	8,910	8,400	7,140	810	11,040	24,330	12,600	3,450	2,430	840	4,200
No school years completed..	6,750	90	750	210	30	90	...	420	3,240	690	300	570	90	270
Elementary: 1 to 4 years..	19,740	180	1,620	630	210	480	...	1,710	9,210	1,950	1,530	1,350	210	660
5 to 7 years..	19,290	330	1,830	1,410	510	1,260	120	2,700	6,060	2,730	870	240	270	960
8 years.....	13,080	360	870	1,290	870	1,380	210	2,490	2,370	2,100	390	90	150	510
High school: 1 to 3 years..	11,970	1,020	840	1,470	1,500	1,230	180	1,710	1,560	1,890	180	60	30	300
4 years.....	12,840	1,590	300	2,100	2,730	1,710	90	1,230	930	1,530	90	...	30	510
College: 1 to 3 years..	8,700	2,820	360	780	1,470	600	120	510	420	990	60	...	30	540
4 yrs. or more	7,530	4,680	60	750	900	270	...	90	210	390	...	30	...	150
School years not reported..	2,610	570	90	270	180	120	90	180	330	330	30	90	30	300
Median school years.....	8.3	15.1	6.5	10.6	12.4	9.7	...	8.2	4.8	8.4	4.7	...	...	8.1
75 years old and over....	12,690	1,530	1,260	1,020	630	540	90	1,170	3,030	1,350	510	300	120	1,140
No school years completed..	1,200	30	240	60	...	30	30	30	390	90	30	120	30	120
Elementary: 1 to 4 years..	1,950	30	150	120	...	...	...	90	1,050	240	90	60	...	120
5 to 7 years..	2,610	30	390	210	30	90	...	270	810	270	90	90	...	330
8 years.....	1,560	180	120	150	30	120	...	240	270	180	90	...	30	150
High school: 1 to 3 years..	1,260	150	30	90	180	60	30	180	150	270	90	...	...	90
4 years.....	1,320	180	90	210	270	120	...	150	60	150	30	...	30	90
College: 1 to 3 years..	990	450	120	...	90	90	...	30	60	30	30	...	30	60
4 yrs. or more	1,080	450	90	150	30	30	...	90	150	30	...	...	...	60
School years not reported..	720	90	30	30	60	...	30	90	90	90	60	30	...	120
Median school years.....	8.1	...	...	...	...	...	...	...	5.1	...	...	...	...	...

Table 11.—MAJOR OCCUPATION GROUP: PERSONS 14 YEARS OLD AND OVER, BY YEARS OF SCHOOL COMPLETED, AGE, COLOR, AND SEX, FOR THE UNITED STATES, BY REGIONS: 1950—Con.

[Based on 3⅓-percent sample. Percent not shown where less than 0.1 or where base is less than 3,000. Median not shown where less than 1.0 or where base is less than 3,000]

Area, age, color, sex, and years of school completed	Total	Professional, technical, and kindred workers	Farmers and farm managers	Managers, officials, and proprietors, except farm	Clerical and kindred workers	Sales workers	Craftsmen, foremen, and kindred workers	Operatives and kindred workers	Private household workers	Service workers, except private household	Farm laborers, unpaid family workers	Farm laborers, except unpaid, and farm foremen	Laborers, except farm and mine	Occupation not reported
SOUTH—FEMALE														
Nonwhite														
Total, 14 yrs. and over..	1,224,810	73,800	32,280	16,950	29,880	14,040	4,440	111,960	545,250	219,060	77,190	65,760	14,070	20,130
Total, 14 to 24 yrs. old..	241,230	11,160	2,490	840	7,800	3,000	720	22,110	89,400	43,590	31,740	20,130	2,580	5,670
Total, 25 yrs., and over..	983,580	62,640	29,790	16,110	22,080	11,040	3,720	89,850	455,850	175,470	45,450	45,630	11,490	14,460
No school years completed..	40,500	60	3,000	420	...	60	120	2,400	21,930	4,050	2,670	4,290	660	840
Elementary: 1 to 4 years...	233,490	1,140	12,570	2,370	360	1,020	450	17,910	124,680	29,550	16,260	20,010	3,330	3,840
5 to 7 years...	315,000	1,230	10,380	5,100	1,260	2,790	960	31,350	165,000	55,650	18,660	14,430	3,570	4,620
8 years.....	103,260	660	1,680	2,190	1,140	1,380	510	11,280	52,470	23,580	3,270	2,730	1,170	1,200
High school: 1 to 3 years...	126,180	2,220	1,380	2,700	3,600	2,490	630	15,150	55,830	33,660	3,480	2,310	1,380	1,350
4 years.....	62,910	4,050	300	1,380	7,230	1,860	630	7,290	20,190	17,460	570	450	690	810
College: 1 to 3 years...	36,840	16,650	120	930	4,890	870	180	1,860	4,620	5,970	210	150	180	210
4 yrs. or more..	43,830	35,370	30	570	3,150	240	60	750	1,560	1,650	30	60	60	300
School years not reported..	21,570	1,260	330	450	450	330	180	1,860	9,570	3,900	300	1,200	450	1,290
Median school years.....	7.0	16+	4.7	8.0	12.6	9.1	8.6	7.3	6.4	7.8	5.6	4.6	6.3	6.2
Percent.....	100.0	100.0	100.0	100.0	100.0	100.0	100.0	100.0	100.0	100.0	100.0	100.0	100.0	100.0
No school years completed..	4.1	0.1	10.0	2.6	...	0.5	3.2	2.7	4.8	2.3	5.9	9.4	5.7	5.8
Elementary: 1 to 4 years...	23.7	1.8	42.2	14.7	1.6	9.2	12.1	19.9	27.4	16.8	35.8	43.9	29.0	26.6
5 to 7 years...	32.0	2.0	34.8	31.7	5.7	25.3	25.8	34.9	36.2	31.7	41.1	31.6	31.1	32.0
8 years.....	10.5	1.1	5.6	13.6	5.2	12.5	13.7	12.8	11.5	13.4	7.2	6.0	10.2	8.3
High school: 1 to 3 years...	12.8	3.5	4.6	16.8	16.3	22.6	16.9	16.9	12.2	19.2	7.7	5.1	12.0	9.3
4 years.....	6.4	6.5	1.0	8.6	32.7	16.8	16.9	8.1	4.4	10.0	1.3	1.0	6.0	5.6
College: 1 to 3 years...	3.7	26.6	0.4	5.8	22.1	7.9	4.8	2.1	1.0	3.4	0.5	0.3	1.6	1.5
4 yrs. or more..	4.5	56.5	0.1	5.5	14.5	2.2	1.6	0.8	0.6	0.9	0.1	0.1	0.5	2.1
School years not reported..	2.2	2.0	1.1	2.8	2.0	3.0	4.8	2.1	2.2	2.2	0.7	2.6	3.9	8.9
14 and 15 years old.....	15,450	60	240	...	...	60	...	180	4,350	810	5,910	2,790	150	900
No school years completed..	210	...	...	...	...	...	...	...	...	30	90	60	...	30
Elementary: 1 to 4 years...	3,450	...	120	...	...	...	...	90	480	90	1,560	810	120	180
5 to 7 years...	7,800	...	90	...	...	30	...	90	2,280	420	2,910	1,350	...	330
8 years.....	2,430	30	...	...	...	...	...	...	870	180	660	450	30	210
High school: 1 to 3 years...	1,560	...	30	...	...	30	...	...	690	60	540	120	...	90
4 years.....	...	...	...	...	...	...	...	...	...	...	...	...	...	...
School years not reported..	300	30	...	...	...	...	...	...	30	30	150	...	...	60
Median school years.....	6.6	...	...	...	...	...	...	...	7.2	...	6.3	...	...	...
16 and 17 years old.....	30,450	30	360	90	150	270	60	1,470	11,310	3,690	7,200	4,380	330	1,110
No school years completed..	240	...	...	...	...	...	...	...	...	...	150	60	30	...
Elementary: 1 to 4 years...	3,600	...	30	...	...	30	...	90	1,260	270	840	900	30	150
5 to 7 years...	11,550	30	240	30	30	30	...	570	4,050	1,350	2,820	1,920	90	390
8 years.....	5,310	...	30	30	30	90	30	210	1,710	510	1,680	660	60	270
High school: 1 to 3 years...	8,580	...	60	...	30	60	...	450	3,930	1,350	1,500	780	120	300
4 years.....	810	...	...	...	60	60	...	90	210	210	150	30	...	...
College: 1 to 3 years...	60	...	...	...	...	...	...	60	...	...	...	...	...	...
School years not reported..	300	...	...	30	...	...	30	...	150	...	60	30	...	...
Median school years.....	7.9	...	...	...	...	...	...	...	8.2	8.4	7.7	6.9	...	...
18 and 19 years old.....	48,990	990	450	60	1,140	750	180	4,410	18,420	9,300	7,110	4,290	690	1,200
No school years completed..	450	...	...	...	...	...	...	60	120	...	150	120	...	...
Elementary: 1 to 4 years...	3,900	...	60	...	...	...	...	210	1,440	330	990	690	90	90
5 to 7 years...	12,780	30	240	...	30	30	30	960	4,680	1,830	2,550	1,740	270	390
8 years.....	6,360	30	30	30	60	90	30	690	2,700	960	840	570	150	180
High school: 1 to 3 years...	15,570	30	60	30	180	330	60	1,140	6,510	3,630	2,130	990	120	360
4 years.....	7,680	480	...	...	510	270	60	1,170	2,520	2,070	390	90	60	60
College: 1 to 3 years...	1,440	390	...	...	360	30	...	60	210	360	...	...	...	60
4 yrs. or more	60	30	...	...	...	...	...	30	...	...	...	...	...	...
School years not reported..	750	...	60	...	30	...	...	90	240	120	60	90	...	60
Median school years.....	9.1	...	...	...	...	...	...	9.6	9.1	10.2	7.8	7.2	...	...
20 and 21 years old.....	55,080	2,640	480	60	2,010	870	210	5,820	21,780	10,650	5,220	3,540	450	1,350
No school years completed..	630	...	60	...	30	...	...	...	120	60	240	120	...	...
Elementary: 1 to 4 years...	4,920	30	90	30	60	...	60	240	2,190	630	870	570	90	60
5 to 7 years...	14,820	60	180	...	30	90	...	1,590	6,960	2,040	1,770	1,650	90	360
8 years.....	6,480	60	90	...	60	30	30	780	3,030	1,110	750	360	60	120
High school: 1 to 3 years...	14,070	150	30	....	240	270	60	1,980	5,700	3,360	1,110	630	120	420
4 years.....	9,150	690	30	30	720	360	60	1,020	2,820	2,640	360	90	90	240
College: 1 to 3 years...	3,000	600	...	...	780	90	...	90	690	660	60	30	...	...
4 yrs. or more	1,140	900	...	...	30	30	...	...	90	90	...	...	...	...
School years not reported..	870	150	...	...	60	...	...	180	180	60	60	90	...	150
Median school years.....	9.1	...	...	...	...	...	...	9.4	8.5	10.3	7.5	6.9	...	...
22 to 24 years old.....	91,260	7,440	960	630	4,500	1,050	270	10,230	33,540	19,140	6,300	5,130	960	1,110
No school years completed..	870	...	30	...	...	30	...	120	300	60	180	150	...	...
Elementary: 1 to 4 years...	9,510	60	240	30	120	...	60	1,020	4,170	1,080	1,470	990	150	120
5 to 7 years...	23,340	30	390	60	120	120	...	2,700	10,320	4,380	2,370	2,220	210	420
8 years.....	10,110	...	90	30	120	90	...	1,470	4,410	2,190	780	660	150	120
High school: 1 to 3 years...	20,100	330	90	60	570	270	60	2,790	8,250	5,250	1,230	720	270	210
4 years.....	14,220	720	120	240	1,680	390	90	1,650	4,350	4,260	150	330	90	150
College: 1 to 3 years...	5,520	1,650	...	120	1,020	90	...	240	1,020	1,200	90	...	60	30
4 yrs. or more	5,730	4,350	...	90	810	60	...	30	150	210	...	...	30	...
School years not reported..	1,860	300	...	...	60	...	60	210	570	510	30	60	...	60
Median school years.....	9.1	16+	...	...	12.8	...	...	8.8	8.4	9.9	6.9	6.9	...	...

Table 11.—MAJOR OCCUPATION GROUP: PERSONS 14 YEARS OLD AND OVER, BY YEARS OF SCHOOL COMPLETED, AGE, COLOR, AND SEX, FOR THE UNITED STATES, BY REGIONS: 1950—Con.

[Based on 3⅓-percent sample. Percent not shown where less than 0.1 or where base is less than 3,000. Median not shown where less than 1.0 or where base is less than 3,000]

Area, age, color, sex, and years of school completed	Total	Professional, technical, and kindred workers	Farmers and farm managers	Managers, officials, and proprietors, except farm	Clerical and kindred workers	Sales workers	Craftsmen, foremen, and kindred workers	Operatives and kindred workers	Private household workers	Service workers, except private household	Farm laborers, unpaid family workers	Farm laborers, except unpaid, and farm foremen	Laborers, except farm and mine	Occupation not reported
SOUTH—FEMALE—Con.														
Nonwhite														
25 to 29 years old.....	159,750	13,050	1,500	1,140	6,660	2,040	540	18,390	60,780	35,100	8,100	8,250	1,950	2,250
No school years completed..	2,220	...	30	90	...	...	...	150	990	360	180	360	30	30
Elementary: 1 to 4 years..	21,360	150	420	90	30	90	...	1,950	9,900	3,090	2,190	2,580	480	390
5 to 7 years..	46,710	210	720	300	240	330	150	6,390	20,730	9,330	3,750	3,330	600	630
8 years.....	17,130	30	60	60	30	150	60	1,980	8,340	4,620	540	750	240	270
High school: 1 to 3 years..	31,710	390	150	300	900	660	120	4,410	12,930	9,180	1,170	810	390	300
4 years.....	19,740	810	...	150	2,880	510	150	2,580	5,670	6,210	120	150	210	300
College: 1 to 3 years..	7,860	3,330	...	...	1,710	210	...	420	660	1,380	90	30	...	30
4 yrs. or more	9,360	7,740	...	90	780	60	...	150	270	150	...	...	...	120
School years not reported..	3,660	390	120	60	90	30	60	360	1,290	780	60	240	...	180
Median school years.....	8.5	16+	...	...	12.7	...	...	8.3	7.7	8.9	6.3	6.0	...	...
30 to 34 years old.....	158,280	11,580	2,310	2,310	5,070	1,950	840	17,460	66,190	30,750	6,690	6,720	2,040	2,370
No school years completed..	2,130	...	90	...	...	30	...	150	1,230	150	150	180	60	90
Elementary: 1 to 4 years..	26,250	300	900	210	...	90	60	2,700	12,240	3,930	2,370	2,670	390	390
5 to 7 years..	50,670	120	930	660	270	300	300	5,880	25,830	9,090	3,030	2,700	750	810
8 years.....	19,050	150	120	420	300	240	150	2,670	9,840	3,960	450	390	240	120
High school: 1 to 3 years..	27,600	450	180	420	780	660	120	3,480	12,120	7,620	540	540	360	330
4 years.....	13,860	540	60	270	1,590	480	150	1,680	4,470	3,990	90	150	180	210
College: 1 to 3 years..	6,870	3,000	...	150	990	60	...	390	840	1,380	...	...	...	60
4 yrs. or more	8,910	6,840	...	150	1,080	30	30	180	270	240	...	...	...	90
School years not reported..	2,940	180	30	30	60	60	30	330	1,350	390	60	90	60	270
Median school years.....	7.9	16+	...	...	12.7	...	...	7.9	7.3	8.5	5.8	5.5	...	...
35 to 44 years old.....	322,590	21,630	8,700	6,150	6,540	3,270	1,290	30,690	148,530	59,400	14,730	13,560	4,020	4,080
No school years completed..	8,790	30	330	60	...	30	30	450	4,950	1,020	600	990	90	210
Elementary: 1 to 4 years..	70,650	390	3,630	720	180	360	210	6,360	36,540	9,240	5,070	5,820	1,050	1,080
5 to 7 years..	112,140	480	3,690	1,980	480	720	360	11,160	59,040	20,250	6,540	4,680	1,380	1,380
8 years.....	36,540	240	390	810	450	450	180	3,990	17,970	9,030	1,200	840	540	450
High school: 1 to 3 years..	41,520	660	510	1,080	1,110	660	180	5,010	18,810	10,950	1,050	600	480	420
4 years.....	18,360	1,260	90	600	1,590	510	180	2,280	6,090	5,130	240	60	180	150
College: 1 to 3 years..	12,570	5,760	30	450	1,680	390	60	660	1,620	1,710	30	60	90	30
4 yrs. or more	15,030	12,420	...	210	900	60	30	180	510	600	...	60	30	30
School years not reported..	6,990	390	30	240	150	90	60	600	3,000	1,470	...	450	180	330
Median school years.....	7.1	16+	5.3	8.2	12.6	9.1	...	7.2	6.6	7.8	5.8	4.8	6.7	6.3
45 to 54 years old.....	218,640	11,280	8,670	3,990	3,270	2,580	930	16,740	111,300	34,500	9,690	10,230	2,280	3,180
No school years completed..	13,350	30	1,050	120	...	...	90	1,080	7,290	1,500	630	1,110	240	210
Elementary: 1 to 4 years..	66,570	180	3,720	690	120	270	150	4,560	36,930	8,730	3,990	5,280	840	1,110
5 to 7 years..	71,160	270	2,700	1,290	180	1,110	120	5,730	39,840	11,760	3,660	2,730	660	1,110
8 years.....	21,660	180	690	600	270	330	120	2,370	11,490	3,990	690	570	150	210
High school: 1 to 3 years..	18,690	390	300	630	750	270	150	1,620	9,030	4,620	450	210	120	150
4 years.....	7,950	990	90	300	1,080	330	150	510	2,790	1,440	120	30	60	60
College: 1 to 3 years..	6,540	2,940	60	210	420	120	120	300	930	1,170	90	60	60	60
4 yrs. or more	7,560	6,060	30	90	360	30	...	150	390	390	30	...	30	...
School years not reported..	5,160	240	30	60	90	120	30	420	2,610	900	30	240	120	270
Median school years.....	6.1	16+	4.5	7.7	12.3	...	...	6.3	5.8	6.7	5.2	3.9	...	5.4
55 to 64 years old.....	90,510	4,110	5,580	1,920	480	870	120	5,190	48,000	12,330	4,590	4,770	900	1,650
No school years completed..	8,310	...	660	90	...	...	...	450	4,590	540	780	990	150	60
Elementary: 1 to 4 years..	33,960	60	2,670	480	30	90	30	1,800	20,070	3,420	1,800	2,490	450	570
5 to 7 years..	26,280	90	1,680	600	90	240	30	1,800	14,670	4,410	1,290	780	120	480
8 years.....	7,380	60	300	300	90	210	...	210	3,900	1,650	330	180	...	150
High school: 1 to 3 years..	5,130	240	180	210	30	210	60	510	2,280	960	270	150	...	90
4 years.....	2,430	360	30	60	90	...	...	210	960	540	...	60	60	60
College: 1 to 3 years..	2,550	1,410	30	120	60	90	...	60	450	270	...	...	30	30
4 yrs. or more	2,310	1,860	...	...	30	30	...	60	90	210	...	...	...	30
School years not reported..	2,160	30	30	60	60	...	...	90	1,080	330	120	120	90	180
Median school years.....	5.2	15.6	4.2	...	...	...	...	5.5	4.8	6.4	4.2	3.1	...	...
65 to 74 years old.....	30,660	930	2,670	540	60	330	...	1,290	17,340	3,060	1,500	1,950	270	720
No school years completed..	4,920	...	630	60	...	...	...	90	2,640	420	300	540	60	180
Elementary: 1 to 4 years..	13,470	60	1,170	150	...	120	...	540	8,160	990	780	1,140	120	240
5 to 7 years..	7,380	60	600	240	...	90	...	360	4,440	810	360	210	60	150
8 years.....	1,410	...	120	...	...	...	...	60	870	300	60	...	...	...
High school: 1 to 3 years..	1,440	90	60	60	30	30	...	120	690	270	...	...	30	60
4 years.....	540	90	30	...	...	30	...	...	210	150	...	...	...	30
College: 1 to 3 years..	390	180	...	...	30	...	...	30	90	60	...	...	...	...
4 yrs. or more	570	420	...	30	...	30	...	30	...	60	...	...	...	...
School years not reported..	540	30	60	...	...	30	...	60	240	...	...	60	...	60
Median school years..... ..	4.0	...	...	...	...	...	...	...	3.9	5.4	...	...	...	...
75 years old and over....	3,150	60	360	60	...	...	...	90	1,710	330	150	150	30	210
No school years completed..	780	...	210	...	...	...	...	30	240	60	30	120	30	60
Elementary: 1 to 4 years..	1,230	...	60	30	...	...	...	...	840	150	60	30	...	60
5 to 7 years..	660	...	60	30	...	...	...	30	450	...	30	...	...	60
8 years.....	90	...	...	...	...	...	...	...	60	30	...	...	...	...
High school: 1 to 3 years..	90	...	...	...	...	...	...	...	30	60	...	...	...	...
4 years.....	30	...	...	...	...	...	...	30	...	...	...	...	...	...
College: 1 to 3 years..	60	30	...	...	...	...	...	...	30	...	...	...	...	...
4 yrs. or more	90	30	...	...	...	...	...	...	30	...	...	...	...	30
School years not reported..	120	...	30	...	...	...	...	...	30	30	30	...	...	...
Median school years.....	3.4	...	...	...	...	...	...	...	...	...	...	...	...	...

Table 12.—INCOME IN 1949: PERSONS 14 YEARS OLD AND OVER, BY YEARS OF SCHOOL COMPLETED, AGE, COLOR, AND SEX, FOR THE UNITED STATES, BY REGIONS: 1950

[Based on 3⅓-percent sample. Percent not shown where less than 0.1 or where base is less than 3,000. Median not shown where less than 1.0 or where base is less than 3,000]

Area, age, color, sex, and years of school completed	Total	No income in 1949	$1 to $499	$500 to $999	$1,000 to $1,499	$1,500 to $1,999	$2,000 to $2,499	$2,500 to $2,999	$3,000 to $3,999	$4,000 to $4,999	$5,000 to $5,999	$6,000 to $6,999	$7,000 to $9,999	$10,000 or more	Income not reported
UNITED STATES—MALE															
Total															
Total, 14 yrs. and over..	54,611,310	5,347,480	4,703,610	4,632,590	4,276,450	4,077,810	5,206,490	4,765,710	8,544,680	3,741,570	1,822,620	820,770	883,920	927,780	3,859,830
Total, 14 to 24 yrs. old..	11,984,190	3,757,010	2,022,420	1,271,790	1,084,960	793,260	804,840	546,270	526,350	99,510	29,910	10,080	9,450	8,880	1,019,460
Total, 25 yrs. and over...	42,627,120	1,590,470	2,681,190	3,360,800	3,191,490	3,284,550	4,401,650	4,219,440	8,018,330	3,642,060	1,792,710	810,690	874,470	918,900	2,840,370
No school years completed...	1,180,950	199,410	199,650	186,540	102,780	80,820	85,200	60,660	66,510	16,950	7,980	3,000	3,240	3,540	104,670
Elementary: 1 to 4 years....	3,952,770	435,240	649,260	678,030	467,790	389,430	380,190	264,150	318,780	99,960	38,220	16,410	17,910	16,710	180,690
5 to 7 years....	7,003,500	559,500	674,370	848,190	758,460	737,130	864,450	693,780	988,020	327,270	126,390	51,090	46,470	42,510	285,870
8 years.....	8,847,630	573,720	539,640	744,360	745,700	785,010	1,068,080	1,001,220	1,729,260	683,970	289,440	110,970	105,720	91,500	381,050
High school: 1 to 3 years....	6,974,400	274,710	254,610	373,380	458,250	547,680	837,030	877,740	1,712,940	724,860	301,170	115,500	106,260	96,150	294,120
4 years.....	7,511,130	261,120	182,550	258,360	342,390	435,900	754,740	867,970	2,027,970	969,990	461,580	190,530	167,650	181,560	368,820
College: 1 to 3 years....	2,888,430	103,260	80,970	128,850	163,230	159,240	218,760	236,400	637,770	392,850	230,370	121,260	153,080	137,880	144,510
4 yrs. or more..	3,008,100	102,120	59,490	103,290	123,300	117,870	153,090	163,020	479,220	399,690	323,280	195,540	266,610	339,840	161,740
School years not reported...	1,320,210	81,390	40,650	39,810	31,590	31,470	40,110	34,500	57,840	26,520	14,280	6,390	7,530	9,210	898,920
Median school years.....	9.0	8.1	7.1	7.8	8.3	8.5	8.8	9.2	10.5	11.8	12.3	12.6	12.8	13.5	9.2
Percent.....	100.0	100.0	100.0	100.0	100.0	100.0	100.0	100.0	100.0	100.0	100.0	100.0	100.0	100.0	100.0
No school years completed...	2.6	7.7	7.4	5.6	3.2	2.5	1.9	1.4	0.8	0.5	0.4	0.4	0.4	0.4	3.7
Elementary: 1 to 4 years....	9.3	16.8	24.2	20.2	14.7	11.9	8.6	6.3	4.0	2.7	2.1	2.0	2.0	1.8	6.4
5 to 7 years....	16.4	21.6	25.2	25.2	23.8	22.4	19.6	16.4	12.3	9.0	7.1	6.3	5.3	4.6	10.1
8 years.....	20.8	22.1	20.1	22.1	23.3	23.9	24.3	23.7	21.6	18.8	16.1	13.7	12.1	10.0	13.4
High school: 1 to 3 years....	16.4	10.6	9.5	11.1	14.4	16.7	19.0	20.8	21.4	19.9	16.8	14.2	12.2	10.5	10.4
4 years.....	17.6	10.1	6.6	7.7	10.7	13.3	17.1	21.0	25.3	26.6	25.7	23.5	21.5	19.8	13.0
College: 1 to 3 years....	6.8	4.0	3.0	3.8	5.1	4.8	5.0	5.6	8.0	10.8	12.9	15.0	15.2	15.0	5.1
4 yrs. or more..	7.1	3.9	2.2	3.1	3.9	3.5	3.5	3.9	6.0	11.0	18.0	24.1	30.5	37.0	6.4
School years not reported...	3.1	3.1	1.5	1.2	1.0	1.0	0.9	0.8	0.7	0.7	0.8	0.8	0.9	1.0	31.6
14 and 15 years old.....	2,176,980	1,486,980	352,440	15,990	4,020	2,490	2,790	2,790	4,530	2,160	1,020	510	360	690	300,290
No school years completed...	24,270	12,630	1,680	210	90	60	...	60	60	...	30	...	...	...	9,450
Elementary: 1 to 4 years....	125,070	81,870	22,500	1,950	210	210	150	300	180	30	60	...	...	...	17,610
5 to 7 years....	824,880	568,030	116,520	4,170	1,170	660	720	720	900	360	60	180	60	30	111,300
8 years.....	659,400	464,740	118,260	4,500	1,110	660	960	660	1,380	660	270	60	120	90	75,930
High school: 1 to 3 years....	469,570	337,140	91,110	4,590	1,050	630	540	510	810	480	180	120	90	150	52,170
4 years.....	3,630	1,710	570	180	90	120	90	120	240	30	30	30	...	...	420
School years not reported...	50,160	10,800	1,800	390	300	150	330	420	960	600	390	120	90	480	33,390
Median school years.....	8.1	8.1	8.3	8.3	8.4	...	...	...	8.5	...	...	...	...	...	7.9
16 and 17 years old.....	2,117,190	1,140,780	601,660	127,170	36,810	16,110	7,680	3,270	3,000	1,050	540	390	720	600	177,450
No school years completed...	18,660	9,250	3,510	900	210	240	30	...	90	...	...	...	...	...	5,430
Elementary: 1 to 4 years....	89,010	41,310	26,910	6,610	2,250	540	270	60	60	60	...	60	120	...	8,760
5 to 7 years....	281,910	150,330	77,670	19,920	7,680	3,300	1,650	420	270	...	30	30	...	60	20,550
8 years.....	280,110	150,900	77,280	17,760	7,740	3,900	1,680	720	570	210	30	30	120	30	19,140
High school: 1 to 3 years....	1,329,090	744,210	391,860	71,130	16,170	7,320	3,150	1,530	1,290	390	360	240	330	240	90,960
4 years.....	73,590	36,180	20,250	7,710	2,040	720	750	390	480	240	90	30	30	30	4,650
College: 1 to 3 years....	5,250	2,520	1,740	300	120	30	30	60	60	30	...	...	...	...	360
School years not reported...	39,570	7,020	2,460	840	600	150	120	90	180	120	30	...	120	240	27,600
Median school years.....	9.8	9.9	9.9	9.7	9.0	9.0	9.1	9.8	10.0	...	...	...	...	...	9.7
18 and 19 years old.....	2,149,110	577,320	541,050	379,530	236,880	122,940	80,940	30,870	20,010	3,090	1,560	360	570	480	153,540
No school years completed...	16,890	6,840	2,970	1,470	840	330	60	60	...	...	30	...	...	...	4,290
Elementary: 1 to 4 years....	79,320	20,160	25,290	15,720	6,480	3,060	1,620	660	330	60	30	...	60	...	5,850
5 to 7 years....	213,870	50,550	57,870	40,860	24,750	13,470	7,770	2,280	1,470	360	90	...	...	60	14,340
8 years.....	211,050	46,620	45,930	38,070	30,450	16,830	10,830	4,410	2,760	270	120	60	30	150	14,520
High school: 1 to 3 years....	719,970	232,800	173,760	106,020	77,850	39,090	26,850	10,530	7,500	1,260	510	180	150	90	43,380
4 years.....	589,130	161,700	170,970	143,220	83,970	45,360	30,990	11,670	7,110	870	600	60	240	90	32,280
College: 1 to 3 years....	173,010	53,310	61,260	32,280	11,070	3,990	2,310	1,020	600	210	120	30	30	60	6,720
4 yrs. or more..	2,760	870	450	330	420	120	180	90	90	...	...	...	...	...	210
School years not reported...	43,110	4,470	2,550	1,560	1,020	690	330	150	150	60	60	30	60	30	31,950
Median school years.....	11.2	11.1	11.4	11.6	11.1	11.1	11.2	11.3	11.1	11.0	...	...	...	...	10.5
20 and 21 years old.....	2,154,300	297,450	288,270	338,760	347,790	238,230	228,600	151,700	97,230	14,550	4,170	1,320	1,500	1,800	162,930
No school years completed...	19,950	5,400	3,330	2,340	1,170	660	390	180	210	30	...	...	30	...	6,210
Elementary: 1 to 4 years....	81,330	14,070	19,680	16,660	11,220	6,420	4,050	1,740	990	150	90	...	90	30	6,120
5 to 7 years....	216,120	28,350	40,080	43,170	36,690	24,630	16,800	8,040	4,020	600	240	30	180	60	13,230
8 years.....	229,230	28,530	26,910	35,100	42,270	29,100	25,740	13,680	10,200	1,500	570	150	150	150	15,180
High school: 1 to 3 years....	467,970	51,270	45,510	64,890	87,750	59,550	58,530	36,750	27,600	5,340	870	210	360	390	30,450
4 years.....	684,600	69,180	54,540	91,560	121,740	93,180	102,900	60,240	45,480	6,720	1,530	390	420	570	36,150
College: 1 to 3 years....	369,480	87,000	89,520	77,640	42,210	21,330	17,610	9,120	7,380	1,410	660	420	180	480	14,520
4 yrs. or more..	34,020	10,290	7,080	5,910	3,180	2,310	1,590	1,080	810	210	90	90	60	120	1,200
School years not reported...	51,600	3,360	1,620	1,470	1,560	1,050	990	870	540	90	120	30	30	...	39,870
Median school years.....	12.1	12.3	12.1	12.1	11.8	11.9	12.1	12.1	12.1	12.2	12.2	...	...	...	11.0
22 to 24 years old.....	3,386,610	254,600	238,980	410,340	459,490	413,490	484,830	377,640	401,580	78,660	22,620	7,500	6,300	5,310	225,270
No school years completed...	30,210	7,680	4,740	4,230	2,400	1,530	1,470	510	300	60	60	60	...	...	7,170
Elementary: 1 to 4 years....	133,950	14,910	25,320	28,800	21,270	14,580	9,960	5,790	4,020	690	...	60	30	30	8,490
5 to 7 years....	340,560	29,160	41,520	56,460	58,410	50,130	40,650	22,260	17,430	3,090	750	240	240	330	19,690
8 years.....	380,310	25,230	27,990	46,260	56,460	54,690	60,330	41,790	38,610	6,750	1,320	600	570	360	19,350
High school: 1 to 3 years....	803,520	41,310	40,980	72,990	99,570	107,880	139,260	111,900	120,180	22,320	4,950	1,320	1,110	990	36,760
4 years.....	997,840	48,720	37,050	56,720	93,240	105,800	163,380	143,100	154,350	29,610	8,730	2,670	2,070	1,620	39,840
College: 1 to 3 years....	509,820	58,980	41,160	98,220	92,610	51,990	48,720	37,620	43,650	9,660	4,050	1,680	1,260	1,290	18,930
4 yrs. or more..	206,640	24,840	18,030	34,140	33,450	23,670	19,080	12,990	21,420	6,060	2,430	780	930	690	8,130
School years not reported...	83,760	3,770	2,190	2,520	2,070	2,220	2,040	1,680	1,620	420	330	90	90	...	64,710
Median school years.....	11.9	12.1	10.4	11.8	11.7	11.4	11.8	12.0	12.1	12.2	12.5	12.5	12.6	12.6	11.0

Table 12.—INCOME IN 1949: PERSONS 14 YEARS OLD AND OVER, BY YEARS OF SCHOOL COMPLETED, AGE, COLOR, AND SEX, FOR THE UNITED STATES, BY REGIONS: 1950—Con.

[Based on 3⅓-percent sample. Percent not shown where less than 0.1 or where base is less than 3,000. Median not shown where less than 1.0 or where base is less than 3,000]

Area, age, color, sex, and years of school completed	Total	No income in 1949	$1 to $499	$500 to $999	$1,000 to $1,499	$1,500 to $1,999	$2,000 to $2,499	$2,500 to $2,999	$3,000 to $3,999	$4,000 to $4,999	$5,000 to $5,999	$6,000 to $6,999	$7,000 to $9,999	$10,000 or more	Income not reported
UNITED STATES—MALE—Con.															
Total—Con.															
25 to 29 years old	5,900,820	247,890	246,910	406,020	547,950	587,340	796,320	788,340	1,262,280	407,340	136,980	45,420	39,450	23,790	365,850
No school years completed	52,500	11,580	7,710	7,410	5,220	4,080	2,550	1,530	1,590	330	30	30	...	90	10,350
Elementary: 1 to 4 years	261,150	21,810	39,630	48,210	41,970	35,190	23,130	14,940	14,640	3,150	600	390	600	390	16,500
5 to 7 years	580,320	34,530	50,530	74,460	88,620	86,610	86,280	57,540	57,450	11,760	2,550	1,020	750	690	27,540
8 years	695,160	31,860	31,560	55,680	80,820	88,170	117,000	97,380	119,250	27,900	7,560	2,640	2,430	1,230	31,680
High school: 1 to 3 years	1,260,630	41,250	41,190	67,410	107,940	133,260	204,330	204,000	296,640	78,540	20,580	6,540	4,740	2,550	51,660
4 years	1,712,400	46,770	34,860	61,590	100,500	133,980	242,430	286,590	496,710	160,380	48,660	13,650	10,860	5,910	69,510
College: 1 to 3 years	634,830	29,220	19,590	47,910	66,390	53,490	65,730	71,550	151,410	57,480	24,990	9,150	9,150	4,890	23,880
4 yrs. or more	554,400	25,020	17,430	40,470	53,130	49,140	50,370	51,150	120,030	65,670	31,290	11,670	10,590	7,800	20,640
School years not reported	149,430	5,850	3,420	2,880	3,360	3,420	4,500	3,660	4,500	2,130	720	330	330	240	114,090
Median school years	12.0	10.5	8.7	9.7	10.5	10.6	11.5	12.1	12.5	12.5	12.8	12.9	13.1	13.6	11.5
30 to 34 years old	5,553,060	171,810	177,540	275,610	367,980	435,120	636,120	673,710	1,365,960	597,660	259,680	104,820	91,860	60,900	334,290
No school years completed	51,690	9,450	6,570	7,500	6,420	4,110	2,970	1,710	1,740	300	180	30	30	...	10,680
Elementary: 1 to 4 years	265,380	18,600	33,210	44,070	43,170	35,820	29,250	18,900	19,290	5,280	2,070	570	690	450	14,010
5 to 7 years	626,370	30,450	43,350	65,670	81,960	86,250	98,070	70,560	88,740	23,430	6,090	2,280	1,770	1,290	26,460
8 years	802,830	28,200	23,980	48,870	69,090	87,960	123,000	119,100	179,940	54,300	17,760	5,550	5,070	3,330	31,680
High school: 1 to 3 years	1,165,830	29,400	25,800	47,370	70,200	92,790	157,980	179,100	330,810	122,160	38,940	11,790	8,370	5,430	45,690
4 years	1,537,500	30,780	23,490	35,760	59,250	83,730	158,490	205,470	505,500	220,980	86,730	29,700	24,060	14,490	59,970
College: 1 to 3 years	481,980	9,240	7,650	11,820	20,040	24,060	38,160	45,990	132,390	81,750	42,690	19,740	17,040	10,650	20,700
4 yrs. or more	482,460	10,530	5,700	11,910	15,450	17,340	24,660	29,430	100,500	66,460	64,140	34,650	34,290	24,630	22,770
School years not reported	139,080	5,160	2,790	2,640	2,400	3,060	3,540	3,450	7,050	3,000	1,080	510	540	630	103,230
Median school years	11.5	8.9	8.1	8.4	8.7	9.1	10.2	11.1	12.1	12.4	12.7	13.3	14.0	14.4	11.1
35 to 44 years old	10,399,590	333,570	382,170	539,010	650,580	746,890	1,081,250	1,099,100	2,319,660	1,166,850	592,560	269,820	285,000	261,000	670,530
No school years completed	131,700	17,460	17,670	21,840	17,010	12,360	10,800	6,750	7,290	1,740	750	270	360	360	17,040
Elementary: 1 to 4 years	690,330	41,700	87,150	109,560	99,240	89,730	82,230	50,700	60,780	19,350	7,140	3,240	2,850	2,040	34,620
5 to 7 years	1,566,660	67,650	98,580	147,090	172,830	184,050	228,000	188,460	268,620	85,800	31,200	12,690	10,140	7,740	63,810
8 years	2,021,010	66,000	66,060	106,800	144,900	180,840	272,120	274,280	495,170	191,880	76,200	26,880	22,560	16,710	80,610
High school: 1 to 3 years	2,042,910	52,140	50,100	74,040	103,320	138,360	228,480	258,960	572,670	268,020	112,800	41,970	35,160	25,980	60,930
4 years	2,041,470	46,170	34,890	46,110	69,240	93,780	175,890	220,620	586,560	325,200	162,570	66,240	62,580	50,640	100,980
College: 1 to 3 years	771,240	15,180	15,200	15,750	23,010	27,660	46,350	54,600	185,010	135,630	83,010	43,140	47,070	42,690	38,940
4 yrs. or more	840,750	16,230	8,820	12,420	14,340	14,880	27,780	34,950	125,820	131,070	114,150	73,470	102,150	112,800	51,870
School years not reported	293,520	11,040	5,700	5,400	6,690	7,230	9,600	9,780	17,340	8,160	4,740	1,920	2,130	2,040	201,750
Median school years	9.9	8.5	7.5	7.8	8.2	8.5	8.8	9.3	10.7	12.0	12.4	12.7	13.5	14.8	10.4
45 to 54 years old	8,496,240	369,960	404,880	542,460	561,300	616,590	859,050	807,820	1,660,680	840,930	456,990	221,070	251,190	296,460	606,840
No school years completed	189,150	21,180	26,100	29,310	21,240	17,550	19,830	12,780	15,420	3,720	2,100	750	900	600	17,670
Elementary: 1 to 4 years	822,570	57,210	99,360	121,500	98,970	90,840	97,530	68,670	92,460	30,930	11,400	4,860	5,760	4,950	38,130
5 to 7 years	1,607,910	84,600	108,510	147,510	152,790	162,150	214,050	183,420	296,100	106,560	41,910	17,580	15,300	13,950	63,480
8 years	2,142,570	85,500	82,050	124,650	144,000	169,380	252,930	253,120	501,330	226,380	101,700	40,320	36,510	30,840	93,960
High school: 1 to 3 years	1,296,270	45,510	40,350	59,910	71,670	87,270	132,780	156,470	318,000	162,360	81,810	31,860	33,600	33,750	60,930
4 years	1,109,250	37,890	25,650	30,870	38,010	51,570	85,410	93,150	259,440	163,440	99,300	48,810	50,970	57,180	69,360
College: 1 to 3 years	500,130	13,740	11,910	14,040	17,610	19,560	29,580	31,530	95,700	73,380	49,650	30,630	36,000	44,790	32,010
4 yrs. or more	561,990	13,320	6,990	9,510	11,640	11,610	18,210	20,910	68,850	67,800	65,490	44,430	70,110	107,460	45,660
School years not reported	266,400	11,010	5,760	5,280	5,370	6,660	8,730	7,770	13,380	6,360	3,630	1,830	2,040	2,940	185,640
Median school years	8.7	8.2	7.0	7.4	8.0	8.2	8.4	8.5	8.8	9.9	11.6	12.3	12.6	13.4	9.0
55 to 64 years old	6,547,320	472,260	451,380	583,380	526,050	514,980	669,120	599,070	1,062,450	482,850	260,850	125,430	149,370	191,010	459,120
No school years completed	294,030	40,140	37,890	38,850	26,910	25,980	31,140	25,980	30,030	7,980	3,330	1,140	1,170	1,380	22,110
Elementary: 1 to 4 years	899,670	92,250	119,790	130,050	97,860	85,020	99,720	81,000	100,260	31,170	12,180	5,280	5,160	5,160	34,770
5 to 7 years	1,361,550	109,950	119,100	155,700	138,720	130,590	161,610	138,840	208,260	76,560	32,940	12,660	12,840	11,580	52,200
8 years	1,708,020	107,460	95,790	144,540	145,530	146,250	194,040	181,350	329,070	143,430	63,960	26,400	27,780	26,250	77,190
High school: 1 to 3 years	743,880	43,200	33,750	52,830	52,320	56,670	76,470	71,460	154,890	75,210	37,200	17,850	17,670	19,800	34,500
4 years	672,060	37,920	22,230	30,000	32,190	38,130	57,150	56,550	134,730	76,680	50,190	24,660	29,340	38,070	44,220
College: 1 to 3 years	302,910	13,380	10,680	14,430	16,020	17,190	23,550	21,930	52,230	33,210	23,370	14,040	18,090	25,650	19,140
4 yrs. or more	337,470	13,020	6,180	9,180	10,770	10,410	16,890	15,450	41,670	33,750	34,830	22,290	35,760	61,320	25,950
School years not reported	227,790	14,940	5,970	7,800	5,730	5,760	8,550	6,510	11,310	4,860	2,850	1,110	1,560	1,800	149,040
Median school years	8.4	7.6	6.6	7.3	7.9	8.1	8.2	8.3	8.6	8.9	10.3	11.8	12.3	12.8	8.6
65 to 74 years old	3,995,880	552,780	626,100	653,370	405,600	306,780	305,670	218,640	306,090	128,010	73,320	36,870	46,710	67,470	268,470
No school years completed	266,040	57,090	61,230	53,190	21,300	14,070	16,110	10,830	9,330	2,610	1,350	690	450	840	16,950
Elementary: 1 to 4 years	693,210	116,460	170,970	148,740	67,110	45,000	41,700	25,910	28,170	8,520	4,080	1,620	2,190	3,030	28,710
5 to 7 years	878,310	127,980	158,340	167,820	97,050	71,340	66,060	48,450	61,980	20,370	10,200	4,110	4,560	5,520	34,530
8 years	1,028,490	136,080	139,320	165,990	117,810	91,260	92,820	66,630	92,940	35,430	19,290	7,530	8,940	10,110	44,340
High school: 1 to 3 years	348,720	37,770	41,730	48,270	40,740	31,650	31,830	24,210	35,640	16,410	8,400	4,620	5,310	7,020	15,120
4 years	321,840	35,190	27,270	33,810	31,140	26,670	29,160	21,480	39,450	20,730	12,600	6,300	8,010	11,730	18,300
College: 1 to 3 years	141,060	12,180	10,260	14,730	14,130	12,750	12,210	9,120	17,190	9,660	5,370	3,780	4,920	7,320	7,440
4 yrs. or more	165,030	12,480	8,100	11,520	10,950	9,900	11,610	8,250	17,730	12,630	11,040	7,710	11,550	20,850	10,710
School years not reported	153,180	17,550	8,880	9,300	5,370	4,140	4,170	2,760	3,660	1,650	990	510	780	1,050	92,370
Median school years	8.1	7.2	6.4	7.1	8.1	8.2	8.3	8.3	8.6	8.9	9.4	11.7	12.2	12.6	8.2
75 years old and over	1,734,210	442,200	393,210	360,930	152,030	74,850	54,120	32,760	41,670	18,420	12,330	7,260	10,890	18,270	155,270
No school years completed	135,840	42,510	42,480	28,440	4,680	2,670	1,800	1,080	1,110	270	240	90	330	270	9,870
Elementary: 1 to 4 years	320,460	87,210	99,150	75,900	19,470	7,830	6,630	3,030	3,180	1,560	750	450	660	690	13,950
5 to 7 years	382,380	104,340	95,970	89,940	26,490	16,140	10,380	6,510	6,870	2,790	1,500	750	1,110	1,740	17,850
8 years	449,550	118,620	95,880	97,920	41,550	22,170	16,170	9,360	11,580	4,650	2,970	1,650	2,430	3,030	21,570
High school: 1 to 3 years	116,220	25,440	21,690	23,550	12,060	7,680	5,160	3,540	4,290	2,160	1,440	870	1,410	1,620	5,310
4 years	116,610	26,400	15,960	20,220	12,060	8,040	6,210	4,110	5,580	2,580	1,530	1,170	1,830	3,540	7,380
College: 1 to 3 years	56,340	10,320	7,680	10,170	6,030	4,530	3,180	1,680	3,840	1,740	1,290	780	810	1,890	2,400
4 yrs. or more	66,000	11,520	6,270	8,280	7,020	4,590	3,570	2,880	4,620	2,310	2,340	1,320	2,160	4,980	4,140
School years not reported	90,810	15,840	8,130	6,510	2,670	1,200	1,020	570	600	360	270	180	150	510	52,800
Median school years	7.9	7.4	6.6	7.4	8.3	8.5	8.5	8.6	8.8	8.9	10.2	11.1	10.8	12.4	7.9

Table 12.—INCOME IN 1949: PERSONS 14 YEARS OLD AND OVER, BY YEARS OF SCHOOL COMPLETED, AGE, COLOR, AND SEX, FOR THE UNITED STATES, BY REGIONS: 1950—Con.

[Based on 3⅓-percent sample. Percent not shown where less than 0.1 or where base is less than 3,000. Median not shown where less than 1.0 or where base is less than 3,000]

Area, age, color, sex, and years of school completed	Total	No income in 1949	$1 to $499	$500 to $999	$1000 to $1499	$1500 to $1999	$2000 to $2499	$2500 to $2999	$3000 to $3999	$4000 to $4999	$5000 to $6999	$6000 to $6999	$7000 to $9999	$10,000 or more	Income not reported
UNITED STATES—MALE															
Nonwhite															
Total, 14 yrs. and over	5,298,060	790,660	822,270	753,920	657,450	578,490	540,720	323,740	292,500	50,040	15,420	5,700	6,630	6,060	454,260
Total, 14 to 24 yrs. old.	1,356,780	476,680	277,680	159,660	126,550	81,570	52,770	24,150	15,750	2,220	660	240	540	330	136,980
Total, 25 yrs. and over..	3,941,280	312,180	544,590	594,260	531,900	496,920	487,950	299,590	276,750	47,820	14,760	5,460	6,090	5,730	317,280
No school years completed..	300,690	43,110	80,430	64,260	34,690	22,410	16,350	7,410	5,970	990	240	120	60	120	24,330
Elementary: 1 to 4 years	1,102,020	100,680	234,930	228,270	162,690	132,000	98,460	46,950	34,050	6,030	1,200	600	990	720	54,450
5 to 7 years	1,020,870	72,840	129,510	159,600	162,540	153,720	140,970	76,470	61,020	7,560	1,980	1,050	1,080	900	51,630
8 years.....	428,910	29,880	36,870	49,670	57,060	63,540	72,120	48,490	39,930	5,640	1,410	360	660	660	22,620
High school: 1 to 3 years	454,050	27,660	30,960	45,990	60,120	65,730	79,200	55,110	51,870	7,320	2,730	540	450	720	25,650
4 years.....	284,550	17,460	14,520	22,770	29,460	34,200	49,710	40,110	46,050	9,150	2,610	930	840	330	15,440
College: 1 to 3 years	108,390	6,930	5,850	10,260	11,850	12,300	15,120	13,470	19,920	4,230	1,560	330	480	570	5,520
4 yrs. or more	80,790	4,950	3,390	6,030	7,050	6,660	10,260	8,490	15,510	6,450	2,970	1,470	1,350	1,680	4,530
School years not reported..	161,010	8,670	8,130	7,410	6,270	6,360	5,760	3,090	2,430	450	60	60	180	30	112,110
Median school years.....	6.4	5.3	4.2	5.0	6.2	6.8	7.7	8.4	8.9	10.4	11.8	12.0	10.1	10.9	6.4
Percent.....	100.0	100.0	100.0	100.0	100.0	100.0	100.0	100.0	100.0	100.0	100.0	100.0	100.0	100.0	100.0
No school years completed..	7.6	13.8	14.8	10.8	6.6	4.5	3.4	2.5	2.2	2.1	1.6	2.2	1.0	2.1	7.7
Elementary: 1 to 4 years	28.0	32.3	43.1	38.4	30.6	26.6	20.2	15.7	12.3	12.6	8.1	11.0	16.3	12.6	17.2
5 to 7 years	25.9	23.3	23.8	26.9	30.6	30.9	28.9	25.5	22.0	15.8	13.4	19.2	17.7	15.7	16.3
8 years.....	10.9	9.6	6.8	8.4	10.7	12.8	14.8	16.2	14.4	11.8	9.6	6.6	10.8	11.5	7.1
High school: 1 to 3 years	11.5	8.9	5.7	7.7	11.3	13.2	16.2	18.4	18.7	15.3	18.5	9.9	7.4	12.6	8.1
4 years.....	7.2	5.6	2.7	3.8	5.5	6.9	10.2	13.4	16.6	19.1	17.7	17.0	13.8	5.8	5.2
College: 1 to 3 years	2.8	2.2	1.1	1.7	2.2	2.5	3.1	4.5	7.2	8.8	10.6	6.0	7.9	9.9	1.7
4 yrs. or more	2.0	1.6	0.6	1.0	1.3	1.3	2.1	2.8	5.6	13.5	20.1	26.9	22.2	29.3	1.4
School years not reported..	4.1	2.8	1.5	1.2	1.2	1.3	1.2	1.0	0.9	0.9	0.4	1.1	3.0	0.5	35.3
14 and 15 years old.....	261,330	177,090	46,050	2,460	570	300	150	90	180	...	30	30	90	...	34,290
No school years completed..	4,620	2,640	360	90	30	30	...	...	...	...	...	...	...	...	1,470
Elementary: 1 to 4 years	54,090	33,930	12,510	960	30	120	...	...	...	...	...	...	...	...	6,540
5 to 7 years	125,790	88,080	21,930	810	270	30	90	60	90	...	...	30	30	...	14,370
8 years.....	45,150	31,860	7,260	360	180	60	30	...	30	...	30	...	30	...	5,310
High school: 1 to 3 years	26,640	19,350	3,690	180	30	60	30	30	30	...	...	...	...	...	3,240
4 years.....	420	150	150	...	30	...	...	...	...	...	...	...	...	...	90
School years not reported..	4,620	1,080	150	60	...	...	...	...	30	...	...	...	30	...	3,270
Median school years.....	6.7	6.8	6.4	...	...	...	...	...	...	...	...	...	...	...	6.6
16 and 17 years old.....	256,350	141,210	69,450	15,090	4,770	1,980	720	90	180	90	...	...	60	...	22,710
No school years completed..	3,870	1,920	720	300	...	30	...	...	...	...	...	...	...	...	900
Elementary: 1 to 4 years	36,870	15,870	12,750	4,170	870	270	60	...	...	...	...	...	...	...	2,850
5 to 7 years	77,190	40,920	23,370	5,040	1,980	540	180	60	60	...	...	...	30	...	5,040
8 years.....	39,210	22,290	10,500	1,920	750	540	60	...	30	...	...	...	...	...	3,090
High school: 1 to 3 years	89,430	56,190	20,640	3,330	990	540	330	30	...	60	...	...	...	...	7,320
4 years.....	4,890	2,820	1,050	300	60	30	90	...	60	30	...	...	...	...	450
College: 1 to 3 years	600	420	150	...	...	...	...	...	...	...	...	...	...	...	30
School years not reported..	4,290	780	270	30	120	30	...	...	30	...	...	...	...	...	3,030
Median school years.....	8.2	8.5	7.7	6.8	7.2	...	...	...	...	...	...	...	...	...	8.3
18 and 19 years old.....	239,670	76,990	66,870	38,610	20,820	8,820	4,140	1,140	570	30	30	60	30	30	19,530
No school years completed..	4,500	2,100	990	450	90	90	...	...	...	...	...	...	...	...	780
Elementary: 1 to 4 years	33,690	7,830	12,450	7,350	2,580	900	360	90	60	...	...	...	...	...	2,040
5 to 7 years	59,580	15,870	18,390	11,520	6,060	2,550	1,170	240	180	...	...	...	30	...	3,600
8 years.....	26,460	7,680	7,740	4,410	2,700	1,350	570	90	90	...	...	60	...	...	1,770
High school: 1 to 3 years	74,370	30,690	18,060	9,570	6,510	2,700	1,230	360	210	30	...	...	...	...	5,010
4 years.....	29,130	10,950	7,080	4,230	2,550	1,050	690	270	30	...	...	...	...	...	2,280
College: 1 to 3 years	6,600	3,030	1,770	900	210	90	120	60	...	...	...	...	...	...	390
4 yrs. or more	90	30	60	...	...	...	...	...	...	...	...	...	...	30	...
School years not reported..	5,250	810	330	180	120	90	...	30	...	...	30	...	...	...	3,660
Median school years.....	8.7	9.5	8.2	8.0	8.6	8.6	8.9	...	...	...	...	...	...	...	8.9
20 and 21 years old.....	231,720	40,140	46,230	41,550	36,210	21,210	13,170	5,610	2,310	420	120	30	150	90	24,480
No school years completed..	5,850	1,320	1,320	600	330	270	60	...	30	30	...	...	...	...	1,890
Elementary: 1 to 4 years	30,660	4,770	8,490	7,410	4,140	2,160	870	360	90	...	...	...	30	...	2,340
5 to 7 years	55,020	7,980	13,500	12,180	8,700	5,430	2,490	990	210	60	30	...	30	30	3,390
8 years.....	25,470	3,900	4,680	4,440	5,100	2,640	1,530	570	450	30	30	...	30	...	2,070
High school: 1 to 3 years	57,630	9,900	9,630	9,120	10,800	5,790	4,590	1,950	840	150	30	...	...	30	4,800
4 years.....	35,010	6,390	4,560	5,610	6,000	4,260	2,910	1,380	570	120	...	30	30	30	3,120
College: 1 to 3 years	13,290	4,950	3,450	1,860	900	450	570	180	90	...	...	...	30	...	810
4 yrs. or more	1,320	540	180	150	...	120	90	90	...	...	...	...	...	...	150
School years not reported..	7,470	390	420	180	240	90	60	90	30	30	30	...	...	...	5,910
Median school years.....	8.8	9.6	7.9	8.1	8.9	9.0	10.0	10.3	...	...	...	...	...	...	8.8
22 to 24 years old.....	367,710	41,250	49,080	61,950	63,180	49,260	34,590	17,220	12,510	1,680	480	120	210	210	35,970
No school years completed..	8,640	1,170	1,800	1,830	1,200	600	300	120	90	30	...	...	...	...	1,500
Elementary: 1 to 4 years	52,980	5,670	12,120	12,600	9,450	6,270	2,130	660	510	60	...	30	...	...	3,460
5 to 7 years	89,040	8,040	14,640	17,460	17,730	13,560	7,050	2,490	1,740	210	90	30	30	60	5,910
8 years.....	42,840	4,290	4,470	6,540	8,520	6,510	4,680	2,400	1,710	240	30	...	30	30	3,390
High school: 1 to 3 years	86,040	9,630	8,130	12,030	14,880	13,500	11,130	5,730	4,170	450	90	30	60	30	6,180
4 years.....	47,340	5,330	4,290	5,760	6,570	6,060	6,900	4,410	3,300	570	120	...	60	30	2,940
College: 1 to 3 years	21,510	4,470	2,280	4,500	3,480	1,890	1,620	990	690	90	120	30	...	30	1,320
4 yrs. or more	5,040	1,080	690	840	690	510	450	210	240	30	30	...	...	30	240
School years not reported..	14,280	570	660	390	660	360	330	210	60	...	...	...	30	...	11,010
Median school years.....	8.6	9.4	7.1	7.8	8.3	8.6	9.8	10.5	10.6	...	...	...	...	...	8.5

Table 12.—INCOME IN 1949: PERSONS 14 YEARS OLD AND OVER, BY YEARS OF SCHOOL COMPLETED, AGE, COLOR, AND SEX, FOR THE UNITED STATES, BY REGIONS: 1950—Con.

[Based on 3⅓-percent sample. Percent not shown where less than 0.1 or where base is less than 3,000. Median not shown where less than 1.0 or where base is less than 3,000]

Area, age, color, sex, and years of school completed	Total	No income in 1949	$1 to $499	$500 to $999	$1000 to $1499	$1500 to $1999	$2000 to $2499	$2500 to $2999	$3000 to $3999	$4000 to $4999	$5000 to $5999	$6000 to $6999	$7000 to $9999	$10,000 or more	Income not reported
UNITED STATES—MALE—Con.															
Nonwhite—Con.															
25 to 29 years old.....	609,300	42,840	63,030	85,830	98,460	89,580	77,970	47,310	39,960	5,130	930	420	600	390	56,850
No school years completed..	15,930	2,130	3,390	3,180	2,250	1,380	750	390	210	60	...	...	...	30	2,160
Elementary: 1 to 4 years..	103,410	7,380	19,830	22,170	19,770	15,090	6,960	2,850	2,400	210	...	...	90	90	6,570
5 to 7 years..	151,350	9,990	18,450	24,630	29,370	25,170	18,750	8,820	5,790	600	150	120	30	120	9,360
8 years.....	69,960	4,920	5,370	8,760	11,610	12,360	10,650	6,330	4,560	390	60	30	150	...	4,770
High school: 1 to 3 years..	121,320	7,950	8,310	13,920	18,330	19,110	21,480	12,240	10,470	990	270	120	60	...	8,070
4 years.....	79,620	5,250	4,200	6,420	10,350	10,470	13,440	11,760	10,500	1,830	360	60	90	30	4,860
College: 1 to 3 years..	29,100	2,580	1,650	4,050	4,380	3,300	3,630	3,120	3,810	510	90	...	90	90	1,800
4 yrs. or more	15,330	1,860	1,080	1,920	1,650	1,710	1,770	1,590	2,070	510	...	90	90	30	960
School years not reported..	23,280	780	750	780	750	990	540	210	150	30	...	...	...	...	18,300
Median school years.....	8.3	8.3	6.3	7.1	7.7	8.2	9.2	10.3	11.0	12.2	...	...	...	...	8.2
30 to 34 years old.....	536,040	28,890	48,090	69,690	80,010	79,260	75,840	50,700	46,080	7,440	2,280	660	960	570	45,570
No school years completed..	17,160	2,340	2,850	3,390	2,880	1,530	930	420	390	30	60	...	...	...	2,340
Elementary: 1 to 4 years..	105,720	6,480	17,610	21,300	19,860	15,240	10,860	4,950	3,240	450	30	30	120	120	5,430
5 to 7 years..	144,360	7,590	15,000	22,800	25,650	25,440	19,680	10,500	8,250	930	180	...	90	...	8,250
8 years.....	61,350	3,270	3,900	6,570	8,940	10,500	11,250	7,950	5,100	570	30	30	90	60	3,090
High school: 1 to 3 years..	90,810	4,140	4,470	8,220	13,110	13,890	16,560	12,360	10,680	1,680	450	30	90	120	5,010
4 years.....	60,990	2,850	2,580	4,530	5,790	8,130	10,530	9,060	11,250	1,950	660	210	240	30	3,180
College: 1 to 3 years..	19,980	960	660	1,050	1,830	2,400	3,360	3,270	4,110	810	330	30	30	90	1,050
4 yrs. or more	13,830	600	420	840	1,290	1,260	2,010	1,830	2,700	930	510	300	240	150	750
School years not reported..	21,840	660	600	990	660	870	660	360	360	90	30	30	60	...	16,470
Median school years.....	7.8	7.1	5.7	6.3	7.0	7.6	8.5	9.3	10.7	12.0	...	...	...	...	7.5
35 to 44 years old.....	1,052,850	54,210	103,530	141,090	152,430	151,680	153,750	95,880	91,380	16,530	5,250	1,950	1,740	1,800	81,630
No school years completed..	48,990	4,380	8,970	9,720	8,160	5,430	3,930	1,890	1,560	360	60	30	30	30	4,440
Elementary: 1 to 4 years..	273,990	15,810	44,190	53,850	47,640	41,070	30,240	14,850	9,840	1,740	510	240	240	150	13,620
5 to 7 years..	301,410	14,880	28,830	43,860	51,840	50,520	47,190	24,930	20,760	2,730	570	360	390	330	14,220
8 years.....	126,480	5,700	8,280	12,750	16,590	20,220	24,090	15,630	13,650	2,340	390	150	150	90	6,450
High school: 1 to 3 years..	132,360	6,270	6,960	11,430	15,630	19,410	24,120	19,200	18,420	2,400	1,050	240	60	240	6,930
4 years.....	75,510	3,240	2,880	5,250	6,960	8,280	14,550	11,880	13,890	2,910	870	420	270	180	3,930
College: 1 to 3 years..	28,560	1,380	1,320	1,980	2,340	3,120	4,440	3,750	6,660	1,500	570	150	210	180	960
4 yrs. or more	23,430	900	630	840	1,260	1,590	3,270	2,820	5,970	2,460	1,200	360	390	600	1,140
School years not reported..	42,120	1,650	1,470	1,410	2,010	2,040	1,920	930	630	90	30	...	...	...	29,940
Median school years.....	6.8	6.2	4.8	5.4	6.1	6.7	7.7	8.4	9.0	10.3	12.0	...	...	...	6.6
45 to 54 years old.....	814,630	55,200	98,700	117,630	106,500	105,720	114,030	67,870	63,900	11,640	4,110	1,440	1,320	1,770	64,800
No school years completed..	64,680	6,960	12,720	13,050	9,630	7,290	5,790	2,370	1,830	240	30	30	...	30	4,710
Elementary: 1 to 4 years..	263,370	19,050	44,970	52,050	39,120	35,550	30,420	14,730	11,250	2,040	450	210	210	240	13,080
5 to 7 years..	227,130	14,430	25,530	31,320	32,030	33,150	36,390	21,480	17,100	2,190	540	420	300	210	11,040
8 years.....	92,070	6,000	6,750	9,360	10,080	13,050	16,950	12,460	10,770	1,140	780	90	90	240	4,290
High school: 1 to 3 years..	63,660	3,630	4,110	6,180	7,440	8,100	11,760	7,590	9,000	1,590	690	30	120	270	3,150
4 years.....	37,590	2,340	1,620	2,760	3,120	4,260	6,750	4,890	6,840	1,590	480	90	120	60	2,670
College: 1 to 3 years..	16,800	690	780	1,170	1,680	1,950	2,430	2,190	3,420	960	330	30	120	150	900
4 yrs. or more	14,670	510	450	630	1,080	1,020	1,860	1,230	3,000	1,740	810	510	270	540	1,020
School years not reported..	34,860	1,590	1,770	1,290	1,320	1,350	1,680	930	690	150	...	30	90	30	23,940
Median school years.....	5.8	5.2	4.2	4.5	5.3	5.8	6.6	7.3	8.1	9.3	10.1	...	...	...	5.7
55 to 64 years old.....	489,300	51,120	85,110	84,150	61,680	50,970	50,520	30,450	28,950	5,370	1,650	660	1,110	780	36,780
No school years completed..	58,110	8,640	14,370	12,360	7,050	4,710	3,450	1,440	1,560	150	90	30	30	30	4,200
Elementary: 1 to 4 years..	179,250	20,160	41,310	38,430	24,060	18,000	15,030	7,290	5,640	1,110	120	60	180	120	7,740
5 to 7 years..	118,440	11,250	18,510	19,410	16,110	14,820	15,120	8,940	7,500	840	420	120	240	210	4,950
8 years.....	47,790	4,170	4,980	5,970	6,300	5,430	5,780	5,250	4,920	990	150	30	150	120	2,550
High school: 1 to 3 years..	28,560	2,460	2,790	2,940	3,450	3,720	4,290	3,270	3,000	600	210	90	120	...	1,620
4 years.....	19,050	1,800	1,170	1,980	1,770	1,920	3,360	1,980	2,910	630	180	90	60	30	1,170
College: 1 to 3 years..	8,790	600	630	1,050	810	1,110	840	930	1,470	360	210	120	...	60	600
4 yrs. or more	7,800	450	210	660	930	540	840	810	1,440	600	270	120	300	210	420
School years not reported..	21,510	1,590	1,140	1,350	1,200	720	810	540	510	90	...	...	30	...	13,530
Median school years.....	4.9	4.2	3.7	4.0	4.9	5.5	6.3	7.1	7.8	8.5	...	...	...	...	4.8
65 to 74 years old.....	317,700	52,770	98,040	69,780	27,690	17,280	14,400	6,750	5,760	1,530	510	270	240	420	22,260
No school years completed..	59,820	11,400	21,330	14,850	4,140	1,710	1,290	810	270	90	...	30	...	...	3,900
Elementary: 1 to 4 years..	129,510	20,370	47,520	30,120	10,680	6,330	4,560	2,130	1,470	390	90	60	90	...	5,700
5 to 7 years..	60,660	10,740	16,800	13,500	5,340	4,170	3,510	1,650	1,470	270	120	30	30	30	3,000
8 years.....	24,450	3,900	5,550	4,920	3,060	1,650	2,100	780	870	180	...	30	...	150	1,260
High school: 1 to 3 years..	13,440	2,400	3,030	2,340	1,800	1,350	960	420	300	60	60	30	...	90	600
4 years.....	9,150	1,320	1,350	1,380	1,110	930	1,020	540	630	240	60	30	30	...	510
College: 1 to 3 years..	3,720	420	540	510	630	360	390	180	390	90	...	...	30	...	180
4 yrs. or more	4,590	510	330	930	660	450	450	150	270	210	180	60	60	150	180
School years not reported..	12,360	1,710	1,590	1,230	270	330	120	90	90	...	...	...	...	...	6,930
Median school years.....	3.9	3.8	3.3	3.6	4.6	5.3	6.1	5.7	7.2	...	...	...	...	...	3.6
75 years old and over....	121,260	27,150	48,090	25,890	5,130	2,430	1,440	630	720	180	30	60	120	...	9,390
No school years completed..	36,000	7,260	16,800	7,710	780	360	210	90	150	60	...	...	...	...	2,580
Elementary: 1 to 4 years..	46,770	11,430	19,500	10,350	1,560	720	390	150	210	90	...	...	60	...	2,310
5 to 7 years..	17,520	3,960	6,390	4,080	1,200	450	330	150	150	...	...	...	...	...	810
8 years.....	6,810	1,920	2,040	1,320	480	330	300	90	60	30	...	...	30	...	210
High school: 1 to 3 years..	3,900	810	1,290	960	360	150	30	30	...	...	...	...	...	...	270
4 years.....	2,640	660	780	450	330	210	60	...	30	...	...	30	30	...	120
College: 1 to 3 years..	1,440	300	270	450	180	60	30	30	60	60	...	...	...	...	30
4 yrs. or more	1,140	120	270	210	180	90	60	60	60	60	...	...	30	...	60
School years not reported..	5,040	690	810	360	60	60	30	30	...	...	...	...	...	...	3,000
Median school years.....	2.9	3.1	2.4	3.0	5.5	...	...	...	...	...	...	...	...	...	2.1

Table 12.—INCOME IN 1949: PERSONS 14 YEARS OLD AND OVER, BY YEARS OF SCHOOL COMPLETED, AGE, COLOR, AND SEX, FOR THE UNITED STATES, BY REGIONS: 1950—Con.

[Based on 3⅓-percent sample. Percent not shown where less than 0.1 or where base is less than 3,000. Median not shown where less than 1.0 or where base is less than 3,000]

Area, age, color, sex, and years of school completed	Total	No income in 1949	$1 to $499	$500 to $999	$1000 to $1499	$1500 to $1999	$2000 to $2499	$2500 to $2999	$3000 to $3999	$4000 to $4999	$5000 to $5999	$6000 to $6999	$7000 to $9999	$10,000 or more	Income not reported
UNITED STATES—FEMALE															
Total															
Total, 14 yrs. and over	57,093,690	30,524,840	6,999,450	4,279,970	3,036,360	2,818,280	2,534,010	1,394,470	1,175,760	323,570	147,000	65,760	77,940	95,910	3,620,370
Total, 14 to 24 yrs. old	12,236,580	6,406,100	1,844,550	837,300	662,400	726,490	539,400	190,560	75,810	11,400	5,790	2,310	4,290	3,750	926,430
Total, 25 yrs. and over	44,857,110	24,118,740	5,154,900	3,442,670	2,373,960	2,091,790	1,994,610	1,203,910	1,099,950	312,170	141,210	63,450	73,650	92,160	2,693,940
No school years completed	1,091,250	629,400	162,570	87,720	31,200	20,550	14,880	5,640	5,550	1,260	930	480	540	300	130,230
Elementary: 1 to 4 years	3,325,740	1,875,330	607,980	334,680	137,070	87,090	55,800	23,070	18,900	5,340	2,880	1,830	2,220	2,070	171,480
5 to 7 years	6,946,740	4,028,940	1,016,100	656,290	373,050	259,980	169,230	69,690	47,670	13,070	5,880	3,060	3,960	3,600	296,220
8 years	8,876,820	5,180,860	1,028,760	757,090	496,170	393,700	303,840	145,200	108,600	26,520	13,800	6,990	8,280	7,860	399,150
High school: 1 to 3 years	7,842,960	4,385,510	874,200	613,630	480,660	413,070	367,060	182,370	143,340	34,290	16,380	8,160	8,250	9,870	316,170
4 years	10,114,140	5,442,360	676,960	605,120	533,040	582,570	671,130	430,690	348,870	76,320	35,550	16,410	19,920	28,800	446,400
College: 1 to 3 years	3,358,320	1,555,800	347,970	227,250	194,760	201,750	239,250	170,100	172,980	50,340	22,290	10,770	12,690	18,720	133,650
4 yrs. or more	2,263,530	824,880	198,870	131,880	109,110	118,800	167,430	169,200	245,430	101,490	41,070	14,550	15,570	19,230	106,020
School years not reported	1,037,610	195,660	41,490	29,010	16,900	14,280	15,990	7,950	8,610	3,540	2,430	1,200	2,220	1,710	694,620
Median school years	9.6	9.2	8.7	8.8	9.9	11.0	12.1	12.4	12.6	13.0	12.8	12.6	12.6	12.7	9.0
Percent	100.0	100.0	100.0	100.0	100.0	100.0	100.0	100.0	100.0	100.0	100.0	100.0	100.0	100.0	100.0
No school years completed	2.4	2.6	3.2	2.5	1.3	1.0	0.7	0.5	0.5	0.4	0.7	0.8	0.7	0.3	4.8
Elementary: 1 to 4 years	7.4	7.8	11.8	9.7	5.8	4.2	2.8	1.9	1.7	1.7	2.0	2.9	3.0	2.2	6.4
5 to 7 years	15.5	16.7	19.7	19.1	15.7	12.4	8.5	5.8	4.3	4.2	4.2	4.8	5.4	3.9	11.0
8 years	19.8	21.5	20.0	22.0	20.9	18.8	15.2	12.1	9.9	8.5	9.8	11.0	11.2	8.5	14.8
High school: 1 to 3 years	17.5	18.2	17.0	17.8	20.2	19.7	17.9	15.1	13.0	11.0	11.6	12.9	11.2	10.7	11.7
4 years	22.5	22.6	17.0	17.6	22.5	27.9	33.6	35.8	31.7	24.4	25.2	25.9	27.0	31.2	16.6
College: 1 to 3 years	7.5	6.5	6.8	6.6	8.2	9.6	12.0	14.1	15.7	16.1	15.8	17.0	17.2	20.3	5.0
4 yrs. or more	5.0	3.4	3.9	3.8	4.6	5.7	8.4	14.1	22.3	32.5	29.1	22.9	21.1	20.9	3.9
School years not reported	2.3	0.8	0.8	0.8	0.8	0.7	0.8	0.7	0.8	1.1	1.7	1.9	3.0	1.9	25.8
14 and 15 years old	2,091,870	1,594,440	175,860	6,760	2,670	1,500	1,440	1,200	1,530	450	240	150	270	120	305,220
No school years completed	19,290	10,740	1,140	30	...	...	...	...	...	...	...	...	...	...	7,380
Elementary: 1 to 4 years	71,910	51,630	7,860	540	210	90	120	90	...	30	...	30	...	...	11,310
5 to 7 years	630,930	483,810	46,740	1,920	660	330	570	210	240	60	60	30	...	30	96,270
8 years	716,250	556,390	58,110	2,070	1,020	360	330	390	510	150	120	30	60	60	94,650
High school: 1 to 3 years	615,420	476,610	60,360	1,980	540	450	300	180	510	120	60	60	180	30	74,040
4 years	3,720	2,340	150	90	120	150	60	150	150	30	...	...	...	...	480
School years not reported	34,350	10,920	1,500	150	120	120	60	180	120	60	...	...	30	...	21,090
Median school years	8.4	8.4	8.5	8.4	...	...	...	...	...	...	...	...	...	...	8.3
16 and 17 years old	2,070,480	1,385,340	403,080	61,500	21,090	8,370	3,780	1,440	2,130	780	570	330	450	270	181,350
No school years completed	14,850	7,650	1,290	210	90	30	30	30	30	...	...	...	...	...	5,490
Elementary: 1 to 4 years	51,600	32,760	9,840	1,830	540	210	150	30	90	...	...	...	...	30	6,120
5 to 7 years	183,030	124,290	33,960	5,940	2,010	750	180	90	150	60	30	...	90	...	15,480
8 years	207,450	142,770	36,810	7,170	3,570	990	390	240	210	30	...	30	60	30	15,150
High school: 1 to 3 years	1,464,090	1,001,490	291,390	36,750	11,820	4,860	1,860	690	1,170	510	480	270	270	210	112,320
4 years	111,750	63,840	26,130	9,160	2,580	1,410	960	270	270	120	30	30	30	...	6,900
College: 1 to 3 years	7,500	4,740	1,860	90	120	30	90	30	60	...	30	...	...	...	450
School years not reported	30,210	7,800	1,800	330	360	90	120	60	150	60	...	...	...	...	19,440
Median school years	10.2	10.1	10.2	10.3	10.1	10.3	10.7	...	...	...	...	...	...	...	10.0
18 and 19 years old	2,208,300	942,770	508,710	263,250	157,770	142,450	50,220	10,560	5,220	1,110	840	480	510	450	123,960
No school years completed	13,950	7,350	1,260	540	210	90	120	...	...	...	...	...	30	...	4,350
Elementary: 1 to 4 years	48,570	26,160	10,380	3,390	1,620	930	480	150	90	...	30	...	...	...	5,340
5 to 7 years	151,590	88,560	32,940	10,830	6,180	3,450	1,080	240	270	30	...	...	30	30	7,950
8 years	170,790	88,890	34,290	17,820	12,780	6,720	2,250	390	690	60	120	30	...	...	6,750
High school: 1 to 3 years	695,040	358,860	157,020	58,260	43,140	30,510	11,160	2,580	1,350	420	60	180	30	180	31,260
4 years	885,330	272,420	204,000	150,030	86,070	94,720	32,460	6,360	2,340	540	330	210	270	180	35,400
College: 1 to 3 years	200,880	92,400	64,590	20,520	5,690	5,220	2,100	810	270	60	180	60	120	60	7,800
4 yrs. or more	4,590	1,890	1,020	480	270	330	210	...	60	...	...	...	...	...	330
School years not reported	37,560	6,240	3,210	1,380	810	480	360	30	120	...	120	...	30	...	24,780
Median school years	12.0	11.2	12.1	12.3	12.2	12.3	12.3	12.3	12.1	...	...	...	...	...	11.4
20 and 21 years old	2,277,150	889,290	344,730	215,100	217,470	256,080	166,770	42,330	13,200	2,520	930	510	1,170	1,230	125,820
No school years completed	17,010	8,940	1,470	420	180	90	210	...	30	30	...	...	...	30	5,610
Elementary: 1 to 4 years	53,340	29,280	10,470	4,140	1,680	1,650	1,140	180	120	...	...	30	...	30	4,620
5 to 7 years	165,570	93,090	33,090	13,320	9,210	5,520	2,730	480	360	90	60	30	30	...	7,560
8 years	190,620	100,440	28,740	18,210	14,580	12,120	5,340	1,800	900	180	60	60	90	90	8,010
High school: 1 to 3 years	505,650	245,830	77,250	45,690	45,570	39,360	23,520	6,150	2,220	360	210	120	300	120	18,960
4 years	913,650	265,110	95,460	87,030	115,800	166,710	112,740	27,750	6,930	1,020	390	120	360	390	33,840
College: 1 to 3 years	344,190	127,500	87,570	37,890	25,410	26,940	17,310	4,860	1,620	510	90	60	270	450	13,710
4 yrs. or more	44,250	14,460	8,610	7,500	3,870	2,610	3,060	990	720	240	90	30	30	90	1,950
School years not reported	42,870	4,650	2,070	900	1,170	1,080	720	120	300	90	30	60	90	30	31,560
Median school years	12.2	11.6	12.2	12.3	12.3	12.4	12.4	12.5	12.4	...	...	...	...	...	12.1
22 to 24 years old	3,588,780	1,594,260	412,170	290,670	263,400	318,090	317,190	135,030	53,730	6,540	3,210	840	1,890	1,680	190,080
No school years completed	27,210	14,220	2,790	600	570	300	270	180	60	30	30	...	60	...	8,100
Elementary: 1 to 4 years	97,320	54,720	18,330	7,500	4,200	2,640	1,920	840	480	90	30	...	60	...	6,510
5 to 7 years	278,520	164,490	46,740	23,580	13,770	10,020	4,680	1,680	360	330	60	...	30	60	12,780
8 years	322,290	184,110	40,200	26,460	22,560	19,440	11,190	3,060	1,770	360	90	90	30	60	12,870
High school: 1 to 3 years	821,340	427,830	109,800	72,720	59,700	55,410	41,940	15,720	6,240	870	600	180	330	180	29,820
4 years	1,395,000	571,860	126,690	97,980	108,540	164,100	172,560	71,670	25,680	2,460	1,080	300	690	630	50,760
College: 1 to 3 years	358,230	121,920	42,180	32,220	31,290	41,190	47,040	19,680	8,610	960	570	90	330	360	11,790
4 yrs. or more	220,680	46,770	22,980	28,470	21,300	23,430	36,060	21,360	10,290	1,290	540	90	330	360	7,410
School years not reported	68,190	8,340	2,460	1,140	1,470	1,560	1,530	840	240	150	210	90	30	30	50,100
Median school years	12.2	11.6	11.6	12.1	12.3	12.4	12.6	12.6	12.7	12.6	12.6	...	...	...	12.0

Table 12.—INCOME IN 1949: PERSONS 14 YEARS OLD AND OVER, BY YEARS OF SCHOOL COMPLETED, AGE, COLOR, AND SEX, FOR THE UNITED STATES, BY REGIONS: 1950—Con.

[Based on 3⅓-percent sample. Percent not shown where less than 0.1 or where base is less than 3,000. Median not shown where less than 1.0 or where base is less than 3,000]

Area, age, color, sex, and years of school completed	Total	No income in 1949	$1 to $499	$500 to $999	$1000 to $1499	$1500 to $1999	$2000 to $2499	$2500 to $2999	$3000 to $3999	$4000 to $4999	$5000 to $5999	$6000 to $6999	$7000 to $9999	$10,000 or more	Income not reported
UNITED STATES—FEMALE—Con.															
Total—Con.															
25 to 29 years old.....	6,284,160	3,374,070	642,600	408,050	353,970	366,780	396,720	234,310	134,040	20,940	7,200	3,030	3,090	3,990	335,370
No school years completed..	48,210	25,050	5,400	1,620	960	690	600	240	240	30	...	60	...	...	13,320
Elementary: 1 to 4 years..	196,080	114,150	35,460	13,530	8,070	5,310	3,330	1,770	870	330	120	30	60	60	12,990
5 to 7 years..	549,840	327,810	84,270	44,700	31,500	19,830	12,150	3,570	2,400	420	120	30	30	60	22,950
8 years.....	636,750	390,360	69,150	44,650	40,200	30,900	20,670	9,300	3,660	870	420	210	240	60	26,040
High school: 1 to 3 years..	1,349,460	782,880	152,400	99,780	82,680	76,740	60,990	25,950	13,890	2,430	750	360	420	570	49,920
4 years.....	2,433,150	1,307,110	203,820	139,600	130,980	165,060	204,510	118,060	57,210	6,900	2,460	930	960	1,410	94,140
College: 1 to 3 years..	590,400	279,090	56,340	38,850	35,310	39,960	52,650	36,120	22,890	4,080	1,440	540	450	780	21,960
4 yrs. or more	365,550	129,390	31,920	23,220	22,170	26,520	39,270	37,980	32,370	5,430	1,710	780	750	960	13,080
School years not reported..	114,720	18,210	3,840	2,100	2,100	1,770	2,550	1,320	810	450	180	90	180	150	80,970
Median school years.....	12.1	12.0	11.5	12.0	12.1	12.3	12.5	12.6	12.8	12.9	12.9	12.8	12.7	12.8	12.0
30 to 34 years old.....	5,887,740	3,378,400	570,900	346,710	305,890	294,210	293,190	176,940	144,420	26,790	10,890	4,380	5,280	4,920	329,820
No school years completed..	62,040	31,290	5,550	2,130	1,290	1,230	1,020	270	360	30	...	...	60	...	18,810
Elementary: 1 to 4 years..	209,700	118,620	36,090	16,920	10,410	6,780	4,290	1,920	1,440	210	240	30	150	60	12,540
5 to 7 years..	628,080	370,320	86,820	52,260	37,020	27,270	16,500	6,570	3,330	660	270	150	210	120	26,580
8 years.....	788,130	482,760	77,550	52,590	45,930	42,510	30,600	12,510	8,070	1,380	450	180	540	210	32,850
High school: 1 to 3 years..	1,274,370	757,560	129,330	84,780	79,540	67,410	58,200	25,260	17,490	2,820	960	360	780	510	49,350
4 years.....	1,977,270	1,173,630	157,200	93,330	92,700	105,900	122,820	78,450	56,340	8,940	3,540	1,470	1,440	1,230	80,280
College: 1 to 3 years..	490,950	262,920	44,940	26,100	22,800	24,930	34,140	25,230	22,680	4,050	2,100	990	660	1,320	16,150
4 yrs. or more	348,750	158,580	29,790	16,830	14,610	17,040	23,790	25,440	33,660	8,280	3,120	1,020	1,320	1,350	13,920
School years not reported..	108,450	17,700	3,630	1,770	1,590	1,140	1,830	1,290	1,110	420	210	180	120	120	77,340
Median school years.....	11.8	11.7	10.8	10.7	11.2	12.0	12.3	12.5	12.7	12.9	13.0	12.9	12.6	13.6	11.2
35 to 44 years old.....	10,847,280	5,864,280	1,070,220	677,640	610,230	577,410	569,370	355,530	338,220	86,820	33,930	15,150	15,960	17,220	615,300
No school years completed..	113,160	62,670	15,180	7,170	3,180	2,160	1,800	720	780	150	90	30	60	60	19,110
Elementary: 1 to 4 years..	551,460	304,950	93,450	49,920	28,830	20,280	12,840	5,280	3,780	960	540	180	450	300	29,700
5 to 7 years..	1,542,840	882,450	197,430	126,600	102,090	79,800	51,690	21,360	12,720	3,390	1,020	480	570	390	62,850
8 years.....	1,964,520	1,149,090	184,950	133,020	123,240	109,320	93,870	43,920	30,690	5,460	2,760	1,560	990	1,200	84,450
High school: 1 to 3 years..	2,812,620	1,246,380	217,440	146,880	140,490	128,760	116,580	62,700	45,540	10,350	3,840	2,160	1,530	1,980	87,990
4 years.....	2,638,140	1,452,420	207,330	131,430	132,750	147,630	176,010	121,860	111,390	21,720	8,880	3,690	4,560	4,890	113,580
College: 1 to 3 years..	947,130	473,730	89,760	48,420	49,590	56,340	65,190	46,770	51,690	14,670	5,040	2,910	3,330	3,780	35,910
4 yrs. or more	660,060	257,220	57,570	29,220	25,950	28,830	47,430	50,970	79,260	29,520	11,190	3,900	4,050	4,410	30,540
School years not reported..	217,350	35,370	7,110	4,980	4,110	4,290	3,960	1,950	2,370	600	570	240	420	210	151,170
Median school years.....	10.5	10.2	9.6	9.4	10.0	10.7	12.0	12.4	12.7	13.2	12.9	12.8	12.9	12.9	10.2
45 to 54 years old.....	8,688,390	4,641,060	863,190	597,190	482,810	435,760	415,740	260,970	274,290	89,590	40,050	17,010	19,740	22,890	528,000
No school years completed..	192,420	111,750	24,420	13,980	7,440	5,760	4,170	1,620	1,590	330	240	...	60	...	21,060
Elementary: 1 to 4 years..	712,650	410,640	106,710	64,620	37,620	24,480	17,340	7,230	5,880	1,530	690	270	390	270	34,980
5 to 7 years..	1,558,230	926,600	183,930	128,990	92,220	67,050	48,870	21,810	13,620	3,530	1,650	810	1,170	1,050	66,930
8 years.....	2,016,750	1,199,540	185,760	138,270	119,040	105,790	87,810	43,680	32,760	7,380	3,330	1,560	2,310	1,650	87,870
High school: 1 to 3 years..	1,424,730	785,620	138,630	103,500	87,140	78,180	70,290	42,840	38,730	9,360	4,650	2,160	2,430	2,820	58,980
4 years.....	1,472,700	747,070	115,020	79,220	79,410	88,410	100,590	70,740	74,850	19,290	9,480	4,380	4,770	7,050	72,420
College: 1 to 3 years..	659,490	282,990	66,060	41,520	36,900	40,710	50,520	37,080	43,890	14,130	6,720	3,000	3,630	4,950	27,450
4 yrs. or more	453,300	142,830	36,270	23,070	19,050	21,990	32,190	34,140	60,990	33,240	12,870	4,590	4,350	5,280	22,440
School years not reported..	198,120	34,020	6,390	4,020	3,990	3,390	3,960	1,890	1,980	900	420	240	630	420	135,870
Median school years.....	8.9	8.7	8.6	8.6	8.9	9.5	11.0	12.2	12.6	13.6	13.0	12.8	12.7	12.9	8.8
55 to 64 years old.....	6,635,460	3,756,230	731,340	496,240	351,870	268,680	218,280	125,340	143,280	57,780	29,190	12,690	15,810	20,430	408,300
No school years completed..	290,250	189,720	31,320	18,390	10,020	7,230	5,040	2,130	1,440	420	270	300	120	60	23,790
Elementary: 1 to 4 years..	755,460	477,030	107,820	58,140	31,290	20,040	12,300	4,800	4,350	1,320	570	630	600	750	35,820
5 to 7 years..	1,320,120	831,270	162,000	104,130	66,390	44,820	28,770	11,520	9,900	2,850	1,260	660	1,170	930	54,450
8 years.....	1,703,220	1,042,350	175,350	131,250	96,150	68,790	48,600	25,020	21,330	5,460	3,690	1,680	1,950	2,340	78,240
High school: 1 to 3 years..	904,020	503,480	104,340	73,720	53,820	41,940	36,330	18,390	19,650	6,030	3,510	1,980	1,680	2,520	36,630
4 years.....	860,520	439,530	79,800	59,280	52,260	46,890	45,900	29,580	32,910	11,760	6,150	2,520	3,930	5,850	44,160
College: 1 to 3 years..	386,610	159,210	43,110	30,960	26,430	24,240	23,940	18,330	22,920	8,970	4,200	1,950	2,550	3,750	16,050
4 yrs. or more	251,340	78,030	21,150	16,410	12,810	12,420	14,910	14,550	29,280	19,320	9,180	2,820	3,450	3,810	13,800
School years not reported..	163,920	35,610	6,450	3,960	3,300	2,310	2,490	1,020	1,500	630	360	150	360	420	105,360
Median school years.....	8.5	8.3	8.3	8.5	8.7	8.9	10.1	12.0	12.4	13.0	12.8	12.4	12.6	12.6	8.5
65 to 74 years old.....	4,395,480	2,130,990	850,830	573,870	197,850	116,850	79,170	39,510	49,620	21,690	13,680	7,860	9,060	14,220	290,280
No school years completed..	254,280	139,530	51,510	28,170	6,660	2,910	1,560	540	960	240	240	90	120	150	21,600
Elementary: 1 to 4 years..	604,830	310,320	151,290	81,360	15,420	8,130	4,680	1,590	1,740	690	360	300	300	420	28,230
5 to 7 years..	907,440	473,070	200,520	124,230	32,520	17,130	9,060	3,870	4,320	1,560	990	570	480	630	38,490
8 years.....	1,163,910	610,380	218,640	156,510	52,260	29,010	17,550	7,950	8,220	2,970	2,070	1,170	1,650	1,530	54,000
High school: 1 to 3 years..	495,120	230,250	94,800	71,100	28,080	16,470	11,790	5,580	6,600	2,310	1,830	870	810	1,260	23,370
4 years.....	505,770	226,650	78,330	63,840	32,010	21,330	16,350	9,450	12,090	5,430	3,570	2,400	2,850	4,920	26,550
College: 1 to 3 years..	200,940	70,740	32,070	26,670	17,790	12,180	9,480	5,160	7,200	3,420	2,040	990	1,380	2,700	9,120
4 yrs. or more	131,340	40,380	15,450	15,360	10,620	8,730	7,770	5,010	8,130	4,680	2,280	1,290	1,200	2,310	8,130
School years not reported..	131,850	29,670	8,220	6,630	2,490	960	930	360	360	390	300	180	270	300	80,790
Median school years.....	8.3	8.2	8.1	8.3	8.8	9.1	10.6	12.0	12.2	12.5	12.3	12.4	12.4	12.6	8.3
75 years old and over....	2,118,600	976,710	425,820	342,970	71,340	32,100	22,140	11,310	16,080	8,460	6,270	3,330	4,710	8,490	186,870
No school years completed..	130,890	69,390	29,190	16,260	1,650	570	690	120	180	60	90	...	120	30	12,540
Elementary: 1 to 4 years..	295,560	139,620	77,160	50,190	5,430	2,070	1,020	480	840	300	360	390	270	210	17,220
5 to 7 years..	440,190	217,420	101,130	75,360	11,310	4,080	2,190	990	1,380	660	570	360	330	420	23,970
8 years.....	603,540	306,360	117,360	100,800	19,350	7,380	4,740	2,820	3,870	1,980	1,080	630	600	870	35,700
High school: 1 to 3 years..	182,640	79,320	37,260	33,870	8,910	3,570	2,880	1,650	1,740	990	840	270	600	810	9,930
4 years.....	226,590	95,950	35,460	38,420	12,930	7,350	4,950	2,550	4,080	2,280	1,470	1,020	1,410	3,450	15,270
College: 1 to 3 years..	82,800	27,120	15,690	14,730	5,940	3,390	3,330	1,470	1,770	1,020	750	390	690	1,500	5,010
4 yrs. or more	53,190	18,450	6,720	7,770	4,500	3,270	2,070	1,110	1,740	1,020	720	150	450	1,110	4,110
School years not reported..	103,200	25,080	5,850	5,550	1,320	420	270	120	480	150	390	120	240	90	63,120
Median school years.....	8.2	8.2	8.0	8.3	8.9	10.5	11.4	11.2	11.6	12.1	12.0	11.5	12.2	12.5	8.2

Table 12.—INCOME IN 1949: PERSONS 14 YEARS OLD AND OVER, BY YEARS OF SCHOOL COMPLETED, AGE, COLOR, AND SEX, FOR THE UNITED STATES, BY REGIONS: 1950—Con.

[Based on 3⅓-percent sample. Percent not shown where less than 0.1 or where base is less than 3,000. Median not shown where less than 1.0 or where base is less than 3,000]

Area, age, color, sex, and years of school completed	Total	No income in 1949	$1 to $499	$500 to $999	$1000 to $1499	$1500 to $1999	$2000 to $2499	$2500 to $2999	$3000 to $3999	$4000 to $4999	$5000 to $5999	$6000 to $6999	$7000 to $9999	$10,000 or more	Income not reported
UNITED STATES—FEMALE															
Nonwhite															
Total, 14 yrs. and over	5,692,830	2,617,470	1,230,750	671,430	342,420	202,110	125,670	68,170	35,280	7,230	3,000	1,470	2,340	1,710	393,760
Total, 14 to 24 yrs. old	1,489,740	846,640	308,130	105,930	48,600	27,720	18,090	5,910	2,430	780	330	120	480	180	122,400
Total, 25 yrs. and over..	4,203,090	1,768,830	922,620	565,500	293,820	174,390	107,580	62,260	32,850	6,450	2,670	1,350	1,860	1,530	271,380
No school years completed..	234,270	102,660	71,430	28,920	5,580	2,100	1,110	330	480	90	60	30	30	...	21,450
Elementary: 1 to 4 years..	939,210	420,690	277,050	125,070	40,920	17,640	8,220	2,790	1,530	300	330	270	390	90	43,920
5 to 7 years..	1,207,770	539,040	289,530	173,430	81,960	42,030	18,090	6,690	3,300	990	360	300	540	150	51,360
8 years.....	510,030	217,860	98,760	74,610	44,070	26,610	14,400	4,950	2,760	390	270	90	150	210	24,900
High school: 1 to 3 years..	602,730	252,060	107,700	88,560	59,490	34,110	19,950	7,920	4,470	840	210	180	240	240	26,760
4 years.....	370,470	152,460	47,310	45,960	36,150	29,280	22,680	11,610	5,490	480	330	60	210	360	18,090
College: 1 to 3 years..	127,590	43,320	16,350	15,510	15,330	10,500	9,180	6,510	4,290	630	150	90	90	210	5,430
4 yrs. or more	96,930	22,080	6,960	7,590	7,530	10,620	13,020	10,980	10,200	2,580	780	210	90	180	4,110
School years not reported..	114,090	18,660	7,530	5,850	2,790	1,500	930	480	330	150	180	120	120	90	75,360
Median school years.....	7.2	7.0	6.1	7.2	8.4	8.9	10.7	12.3	12.7	13.3	...	...	...	...	6.9
Percent.....	100.0	100.0	100.0	100.0	100.0	100.0	100.0	100.0	100.0	100.0	...	...	...	...	100.0
No school years completed..	5.6	5.8	7.7	5.1	1.9	1.2	1.0	0.6	1.5	1.4	...	...	...	...	7.9
Elementary: 1 to 4 years..	22.3	23.8	30.0	22.1	13.9	10.1	7.6	5.3	4.7	4.7	...	...	...	...	16.2
5 to 7 years..	28.7	30.5	31.4	30.7	27.9	24.1	16.8	12.8	10.0	15.3	...	...	...	...	18.9
8 years.....	12.1	12.3	10.7	13.2	15.0	15.3	13.4	9.5	8.4	6.0	...	...	...	...	9.2
High school: 1 to 3 years..	14.3	14.3	11.7	15.7	20.2	19.5	18.5	15.2	13.6	13.0	...	...	...	...	9.9
4 years.....	8.8	8.6	5.1	8.1	12.3	16.8	21.1	22.2	16.7	7.4	...	...	...	...	6.7
College: 1 to 3 years..	3.0	2.4	1.8	2.7	5.2	6.0	8.5	12.5	13.1	9.8	...	...	...	...	2.0
4 yrs. or more	2.3	1.2	0.8	1.3	2.6	6.1	12.1	21.0	31.1	40.0	...	...	...	...	1.5
School years not reported..	2.7	1.1	0.8	1.0	0.9	0.9	0.9	0.9	1.0	2.3	...	...	...	...	27.8
14 and 15 years old.....	266,040	195,630	32,130	1,020	270	120	120	60	90	60	30	...	30	...	36,480
No school years completed..	3,660	2,130	390	...	...	...	...	...	...	...	...	...	...	...	1,140
Elementary: 1 to 4 years..	27,960	19,590	4,410	150	30	30	60	30	...	...	...	...	...	...	3,660
5 to 7 years..	121,470	88,800	16,860	450	150	...	30	...	30	30	30	...	...	...	15,090
8 years.....	59,460	46,080	5,970	150	90	30	...	30	30	...	...	...	...	...	7,080
High school: 1 to 3 years..	48,540	37,590	4,290	210	...	60	30	...	30	30	...	...	...	...	6,300
4 years.....	450	360	30	...	...	...	...	...	...	...	...	...	...	...	60
School years not reported..	4,500	1,080	180	60	...	...	...	...	...	...	...	...	30	...	3,150
Median school years.....	7.4	7.6	7.0	...	...	...	...	...	...	...	...	...	...	...	7.4
16 and 17 years old.....	264,360	181,260	52,020	5,460	1,380	570	120	120	210	60	60	...	60	...	23,040
No school years completed..	3,270	2,010	390	30	...	...	...	30	...	...	...	...	...	...	810
Elementary: 1 to 4 years..	16,890	10,080	4,620	480	90	...	...	...	...	...	...	...	...	...	1,620
5 to 7 years..	60,960	38,790	15,900	1,650	210	150	...	...	90	...	...	...	30	...	4,140
8 years.....	40,830	27,840	8,820	720	300	90	...	60	30	...	...	...	...	...	2,970
High school: 1 to 3 years..	126,810	93,300	19,950	2,250	630	270	60	30	60	30	30	...	30	...	10,170
4 years.....	10,050	7,050	1,920	270	120	30	30	...	...	...	30	...	...	...	600
College: 1 to 3 years..	1,260	930	240	...	...	30	...	...	...	...	...	...	...	...	60
School years not reported..	4,290	1,260	180	60	30	...	30	...	30	30	...	...	...	...	2,670
Median school years.....	9.2	9.4	8.6	8.8	...	...	...	...	...	...	...	...	...	...	9.2
18 and 19 years old.....	261,900	146,670	69,090	18,360	5,310	2,370	1,350	330	120	...	30	30	...	60	18,180
No school years completed..	3,330	1,830	570	120	90	...	...	...	...	...	...	...	...	...	720
Elementary: 1 to 4 years..	16,350	8,850	5,100	930	90	90	30	...	30	...	...	...	...	...	1,230
5 to 7 years..	50,910	28,440	15,840	3,300	570	210	90	...	30	...	...	...	...	...	2,430
8 years.....	29,220	15,780	8,250	2,970	540	240	210	...	...	30	...	...	...	...	1,200
High school: 1 to 3 years..	97,620	57,870	23,910	6,150	2,220	900	450	120	30	...	...	30	...	60	5,880
4 years.....	45,840	24,120	11,760	4,170	1,530	810	540	150	30	...	...	...	...	...	2,730
College: 1 to 3 years..	13,140	8,340	3,300	570	150	90	30	60	...	...	...	...	...	...	600
4 yrs. or more	390	210	60	...	60	30	...	...	...	...	...	...	...	...	30
School years not reported..	5,100	1,230	300	150	60	...	...	...	...	...	...	...	...	...	3,360
Median school years.....	9.9	9.9	9.6	9.9	10.8	...	...	...	...	...	...	...	...	...	9.9
20 and 21 years old.....	270,060	131,190	64,500	28,620	13,860	7,350	4,170	1,170	270	210	60	90	120	30	18,420
No school years completed..	4,650	2,580	720	180	...	...	...	...	...	30	...	...	...	...	1,140
Elementary: 1 to 4 years..	20,100	10,080	5,940	1,740	390	300	90	60	...	...	...	...	...	...	1,500
5 to 7 years..	52,950	26,550	15,630	5,130	1,950	600	390	30	30	30	30	30	30	...	2,520
8 years.....	31,290	15,060	7,860	4,350	1,350	750	300	90	...	30	30	30	60	...	1,380
High school: 1 to 3 years..	76,260	40,470	17,610	7,560	3,960	2,100	660	360	150	60	...	30	...	...	3,300
4 years.....	54,750	22,830	11,280	7,110	4,830	2,940	2,100	570	60	60	...	...	30	30	2,910
College: 1 to 3 years..	21,330	11,490	4,590	1,950	1,080	600	300	60	...	...	...	...	...	...	1,260
4 yrs. or more	2,760	1,290	450	420	150	30	300	...	30	...	...	...	...	...	90
School years not reported..	5,970	840	420	180	150	30	30	...	...	...	...	...	...	...	4,320
Median school years.....	9.9	9.8	9.3	10.1	11.4	11.9	12.3	...	...	...	...	...	...	...	9.5
22 to 24 years old.....	427,380	193,890	90,390	52,470	27,780	17,310	12,330	4,230	1,740	450	150	...	270	90	26,280
No school years completed..	6,660	3,510	1,380	270	60	30	...	60	...	...	...	...	...	...	1,350
Elementary: 1 to 4 years..	38,400	18,300	12,000	3,750	960	390	600	30	90	30	...	...	30	...	2,220
5 to 7 years..	94,230	47,070	24,060	10,920	4,260	2,100	600	150	90	90	30	...	30	60	4,770
8 years.....	48,450	22,590	10,410	6,810	3,270	2,160	750	180	210	30	...	...	...	...	2,040
High school: 1 to 3 years..	111,480	53,520	23,550	15,300	8,220	3,720	2,100	660	210	120	30	...	60	...	3,990
4 years.....	81,270	34,260	12,990	10,140	7,320	5,670	4,770	1,710	630	60	60	...	30	...	3,630
College: 1 to 3 years..	24,660	10,020	4,230	3,300	2,250	1,410	1,590	750	210	30	30	...	60	...	780
4 yrs. or more	12,660	3,090	1,350	1,770	1,200	1,740	1,890	630	300	30	...	...	30	30	600
School years not reported..	9,570	1,530	420	210	240	90	30	60	...	60	...	...	30	...	6,900
Median school years.....	9.6	9.3	8.7	9.9	10.9	12.0	12.4	12.6	...	...	...	...	...	...	8.7

Table 12.—INCOME IN 1949: PERSONS 14 YEARS OLD AND OVER, BY YEARS OF SCHOOL COMPLETED, AGE, COLOR, AND SEX, FOR THE UNITED STATES, BY REGIONS: 1950—Con.

[Based on 3⅓-percent sample. Percent not shown where less than 0.1 or where base is less than 3,000. Median not shown where less than 1.0 or where base is less than 3,000]

Area, age, color, sex, and years of school completed	Total	No income in 1949	$1 to $499	$500 to $999	$1000 to $1499	$1500 to $1999	$2000 to $2499	$2500 to $2999	$3000 to $3999	$4000 to $4999	$5000 to $5999	$6000 to $6999	$7000 to $9999	$10,000 or more	Income not reported
UNITED STATES—FEMALE—Con.															
Nonwhite—Con.															
25 to 29 years old.....	702,210	302,040	139,800	88,140	54,690	33,030	22,470	11,010	4,590	720	300	150	150	270	44,850
No school years completed..	12,090	5,700	3,120	930	330	150	30	30	60	...	...	...	...	...	1,740
Elementary: 1 to 4 years..	78,810	36,930	23,730	7,950	3,750	1,140	720	180	90	60	...	...	30	...	4,230
5 to 7 years..	173,850	80,940	43,440	22,470	11,610	5,190	2,130	570	240	90	60	...	30	30	7,050
8 years.....	81,510	36,120	16,410	11,640	6,990	3,930	1,560	480	240	...	60	30	...	...	4,050
High school: 1 to 3 years..	163,170	72,870	30,750	22,920	14,850	8,370	4,080	1,440	780	120	30	...	60	120	6,780
4 years.....	118,170	48,930	15,780	15,660	10,740	8,580	7,620	4,020	1,020	150	30	60	30	30	5,520
College: 1 to 3 years..	33,990	12,510	3,960	3,720	3,990	2,310	2,910	1,890	780	120	30	30	...	30	1,710
4 yrs. or more	22,530	5,310	1,710	2,130	2,190	3,180	3,270	2,310	1,320	150	30	30	...	...	900
School years not reported..	18,090	2,730	900	720	240	180	150	90	60	30	60	...	...	60	12,870
Median school years.....	8.9	8.7	7.9	9.1	9.9	11.2	12.3	12.7	12.8	...	...	...	...	...	8.7
30 to 34 years old.....	612,150	250,530	118,440	81,330	50,880	33,840	21,630	9,960	5,940	1,020	450	30	210	60	37,830
No school years completed..	11,280	5,220	2,550	1,110	210	180	150	30	90	30	...	...	...	...	1,650
Elementary: 1 to 4 years..	83,880	36,450	24,180	10,290	5,130	2,130	1,200	330	180	90	30	...	60	...	3,810
5 to 7 years..	174,030	77,400	41,220	25,080	11,610	6,870	3,600	1,050	390	90	30	...	60	...	6,630
8 years.....	80,880	33,750	14,700	12,450	7,470	4,920	2,430	750	420	120	60	...	30	...	3,780
High school: 1 to 3 years..	123,090	50,310	21,090	18,510	13,200	7,680	4,380	1,770	630	120	...	...	30	...	5,370
4 years.....	80,160	32,700	9,690	9,210	8,190	7,440	5,160	2,550	1,200	60	150	...	30	30	3,750
College: 1 to 3 years..	23,760	7,920	2,880	2,880	3,030	2,220	1,740	1,260	900	90	30	30	...	...	780
4 yrs. or more	19,080	4,230	1,290	1,260	1,590	2,250	2,880	2,130	2,130	360	120	...	...	30	810
School years not reported..	16,050	2,550	840	540	450	150	90	90	...	60	30	...	...	...	11,250
Median school years.....	8.4	8.1	7.3	8.3	9.2	10.1	11.3	12.4	13.2	...	...	...	...	...	8.3
35 to 44 years old.....	1,145,010	454,500	230,250	159,840	97,500	59,160	36,510	18,390	11,940	2,100	810	390	510	450	72,660
No school years completed..	33,750	15,420	8,670	3,930	1,140	450	210	30	...	...	30	...	...	...	3,870
Elementary: 1 to 4 years..	218,790	95,070	60,600	30,990	11,760	5,820	2,670	840	390	30	30	60	90	30	10,410
5 to 7 years..	365,400	155,850	83,430	54,480	29,580	15,660	6,660	2,400	1,470	240	150	90	150	30	15,210
8 years.....	160,110	63,540	29,910	23,670	16,410	9,900	5,640	2,010	960	180	30	60	30	120	7,650
High school: 1 to 3 years..	177,660	68,400	29,100	27,420	20,340	11,820	7,350	2,880	1,920	240	30	60	30	90	7,980
4 years.....	96,240	36,360	11,430	11,760	10,650	8,310	6,660	3,720	1,800	90	120	...	90	90	5,160
College: 1 to 3 years..	35,460	10,710	4,080	4,380	4,680	3,540	2,700	2,190	1,350	300	60	...	60	...	1,410
4 yrs. or more	28,950	5,610	1,680	1,530	2,010	2,970	4,380	4,230	3,930	990	360	60	...	90	1,110
School years not reported..	28,650	3,540	1,350	1,680	930	690	240	90	120	30	...	60	60	...	19,860
Median school years.....	7.5	7.2	6.6	7.4	8.4	8.7	10.2	12.3	12.7	...	...	...	...	...	7.4
45 to 54 years old.....	822,720	344,550	180,060	115,410	57,810	32,280	18,810	8,850	6,900	1,740	810	450	570	330	54,150
No school years completed..	47,310	20,640	13,470	5,760	1,950	810	270	90	150	30	30	...	...	...	4,110
Elementary: 1 to 4 years..	222,480	98,760	61,530	30,990	11,910	5,100	2,460	930	450	60	240	60	90	...	9,900
5 to 7 years..	263,910	114,870	60,390	40,170	19,260	9,600	3,930	1,830	720	330	60	150	150	60	12,390
8 years.....	101,610	42,510	19,560	15,570	8,070	5,640	3,660	960	660	60	90	...	60	60	4,710
High school: 1 to 3 years..	85,590	35,880	14,580	12,480	8,070	4,800	2,940	1,350	930	210	120	90	60	...	4,380
4 years.....	43,530	18,420	5,070	5,490	4,470	3,240	2,370	1,050	1,140	120	30	...	60	90	1,980
College: 1 to 3 years..	19,530	6,270	2,820	2,400	2,310	1,650	1,170	780	1,020	90	30	30	30	90	840
4 yrs. or more	15,360	3,540	960	1,230	990	1,410	1,770	1,710	1,770	810	210	60	60	30	810
School years not reported..	23,400	3,660	1,680	1,320	780	330	240	150	60	30	...	60	60	...	15,030
Median school years.....	6.5	6.3	5.7	6.5	7.3	8.1	8.7	10.2	12.4	...	...	...	...	...	6.3
55 to 64 years old.....	458,340	220,440	105,990	54,330	22,140	12,480	6,300	3,210	2,640	570	180	150	300	300	29,310
No school years completed..	40,860	20,370	11,910	3,900	780	300	210	120	120	...	...	...	30	...	3,120
Elementary: 1 to 4 years..	154,650	75,930	43,290	18,750	5,640	2,640	780	420	210	30	...	60	90	30	6,780
5 to 7 years..	130,530	65,160	29,610	16,650	7,020	4,050	1,590	720	300	120	...	...	90	30	5,190
8 years.....	50,670	24,900	8,970	6,450	3,690	1,740	900	510	390	30	30	...	30	30	3,000
High school: 1 to 3 years..	32,850	15,780	6,870	4,140	2,010	1,350	870	300	180	90	...	30	60	30	1,140
4 years.....	19,110	9,600	2,400	1,980	1,560	1,170	720	210	300	30	...	...	...	120	1,020
College: 1 to 3 years..	9,540	3,960	1,320	1,350	900	570	480	330	210	30	...	...	...	...	390
4 yrs. or more	6,870	2,040	570	690	330	570	570	540	870	240	60	60	...	30	300
School years not reported..	13,260	2,700	1,050	420	210	90	180	60	60	...	90	...	...	30	8,370
Median school years.....	5.6	5.6	4.7	5.8	6.9	7.4	8.5	8.6	...	...	...	...	...	...	5.3
65 to 74 years old.....	335,100	145,410	106,170	46,530	8,880	3,030	1,440	690	570	270	90	150	90	30	21,750
No school years completed..	55,200	22,170	19,620	8,280	840	150	180	...	30	...	...	30	...	...	3,900
Elementary: 1 to 4 years..	131,160	57,630	45,150	18,540	2,250	660	270	90	210	30	...	60	60	30	5,210
5 to 7 years..	78,570	36,120	24,660	10,740	2,490	540	180	120	60	120	60	60	30	...	3,390
8 years.....	27,000	12,930	7,140	3,480	1,230	450	120	210	90	...	...	...	...	...	1,350
High school: 1 to 3 years..	16,440	6,990	4,500	2,310	870	330	300	180	30	60	30	...	...	...	840
4 years.....	9,840	4,650	2,430	1,320	330	480	60	30	30	30	...	...	...	...	510
College: 1 to 3 years..	3,750	1,350	930	540	360	210	150	...	30	...	...	...	...	...	180
4 yrs. or more	3,180	1,080	540	540	390	180	150	60	120	30	...	...	30	...	60
School years not reported..	9,960	2,490	1,200	780	120	30	30	...	...	...	...	...	...	...	5,310
Median school years.....	4.3	4.4	3.9	4.1	6.6	8.3	...	...	...	...	...	...	...	...	3.8
75 years old and over....	127,560	51,360	41,910	19,920	1,920	570	420	150	270	30	30	30	30	90	10,830
No school years completed..	33,840	13,140	12,090	5,010	330	60	60	30	30	30	...	...	...	...	3,060
Elementary: 1 to 4 years..	49,440	19,920	18,570	7,560	480	150	120	...	...	30	30	30	...	...	2,580
5 to 7 years..	21,480	8,700	6,780	3,840	390	120	...	...	120	...	...	...	30	...	1,500
8 years.....	8,250	4,110	2,070	1,350	210	30	90	30	...	...	...	...	...	...	360
High school: 1 to 3 years..	3,930	1,830	810	780	150	60	30	...	...	...	...	...	...	...	270
4 years.....	3,420	1,800	510	540	210	60	90	30	30	...	...	...	...	...	150
College: 1 to 3 years..	1,560	600	360	240	60	...	30	60	...	...	...	...	...	90	120
4 yrs. or more	960	270	210	210	30	60	...	...	60	...	...	...	...	...	120
School years not reported..	4,680	990	510	390	60	30	...	...	30	...	...	...	...	...	2,670
Median school years.....	3.2	3.4	2.9	3.5	...	...	...	...	...	...	...	...	...	...	2.6

Table 12.—INCOME IN 1949: PERSONS 14 YEARS OLD AND OVER, BY YEARS OF SCHOOL COMPLETED, AGE, COLOR, AND SEX, FOR THE UNITED STATES, BY REGIONS: 1950—Con.

[Based on 3⅓-percent sample. Percent not shown where less than 0.1 or where base is less than 3,000. Median not shown where less than 1.0 or where base is less than 3,000]

Area, age, color, sex, and years of school completed	Total	No income in 1949	$1 to $499	$500 to $999	$1000 to $1499	$1500 to $1999	$2000 to $2499	$2500 to $2999	$3000 to $3999	$4000 to $4999	$5000 to $5999	$6000 to $6999	$7000 to $9999	$10,000 or more	Income not reported
NORTH AND WEST—MALE															
Total, 14 yrs. and over	38,218,740	4,198,440	2,602,320	2,709,620	2,547,660	2,585,760	3,702,470	3,696,910	6,897,140	3,016,110	1,462,980	641,760	681,930	719,910	2,753,730
Total, 14 to 24 yrs. old.	7,806,780	2,395,590	1,211,130	775,560	665,190	519,840	586,710	423,360	418,560	76,890	22,530	7,800	6,630	6,180	690,810
Total, 25 yrs. and over..	30,411,960	1,802,850	1,391,190	1,934,060	1,882,470	2,065,920	3,115,760	3,273,550	6,478,580	2,939,220	1,440,450	633,960	675,300	713,730	2,062,920
No school years completed..	615,090	122,400	67,020	77,010	46,470	43,620	59,160	50,160	57,600	14,310	6,990	2,250	2,730	2,760	62,610
Elementary: 1 to 4 years..	1,912,140	234,570	206,940	257,280	173,010	161,130	214,680	182,490	243,090	76,630	29,670	12,450	12,900	11,490	93,810
5 to 7 years..	4,204,080	357,930	312,270	429,390	362,670	376,320	524,460	485,700	740,970	246,210	96,270	37,710	32,430	29,640	172,110
8 years.....	7,173,120	468,450	390,180	551,420	544,050	591,630	853,400	846,960	1,502,540	597,450	252,600	96,210	91,170	77,280	309,780
High school: 1 to 3 years..	5,083,350	195,360	156,570	235,170	282,300	351,210	582,330	665,160	1,354,410	576,060	239,010	87,390	79,770	71,610	207,000
4 years.....	6,029,580	208,950	133,890	193,020	252,210	326,820	587,700	720,180	1,687,020	799,500	379,680	154,140	151,860	144,960	289,650
College: 1 to 3 years..	2,148,240	75,660	58,140	89,460	114,000	111,630	156,330	177,780	489,780	302,160	175,290	90,930	99,870	101,970	105,240
4 yrs. or more	2,289,930	80,460	44,610	78,510	90,600	86,220	110,850	122,490	362,370	307,350	251,250	148,890	199,680	267,780	138,870
School years not reported..	956,430	59,070	21,570	22,800	17,160	17,340	26,850	24,630	40,800	17,550	9,690	3,990	4,890	6,240	683,850
Median school years.....	9.5	8.3	8.3	8.3	8.6	8.7	8.9	9.3	10.5	11.7	12.2	12.5	12.8	13.5	9.7
Percent.....	100.0	100.0	100.0	100.0	100.0	100.0	100.0	100.0	100.0	100.0	100.0	100.0	100.0	100.0	100.0
No school years completed..	2.0	6.8	4.8	4.0	2.5	2.1	1.9	1.5	0.9	0.5	0.5	0.4	0.4	0.4	3.0
Elementary: 1 to 4 years..	6.3	13.0	14.9	13.3	9.2	7.8	6.9	5.6	3.8	2.7	2.1	2.0	1.9	1.6	4.5
5 to 7 years..	13.8	19.9	22.4	22.2	19.3	18.2	16.8	14.8	11.4	8.4	6.7	5.9	4.8	4.2	8.3
8 years.....	23.6	26.0	28.0	28.5	28.9	28.6	27.4	25.9	23.2	20.3	17.5	15.2	13.5	10.8	15.0
High school: 1 to 3 years..	16.7	10.8	11.3	12.2	15.0	17.0	18.7	20.3	20.9	19.6	16.6	13.8	11.8	10.0	10.0
4 years.....	19.8	11.6	9.6	10.0	13.4	15.8	18.9	22.0	26.0	27.2	26.4	24.3	22.5	20.3	14.0
College: 1 to 3 years..	7.1	4.2	4.2	4.6	6.1	5.4	5.0	5.4	7.6	10.3	12.2	14.3	14.8	14.3	5.1
4 yrs. or more	7.5	4.5	3.2	4.1	4.8	4.2	3.6	3.7	5.6	10.5	17.4	23.5	29.6	37.5	6.7
School years not reported..	3.1	3.3	1.6	1.2	0.9	0.8	0.9	0.8	0.6	0.6	0.7	0.6	0.7	0.9	33.1
14 and 15 years old.....	1,383,000	934,290	213,900	8,370	2,430	1,350	2,040	1,950	3,450	1,740	750	390	240	570	211,530
No school years completed..	15,420	7,770	840	60	60	60	...	30	60	...	30	...	...	...	6,510
Elementary: 1 to 4 years..	28,620	18,060	2,940	330	150	...	60	180	180	30	...	...	...	...	6,690
5 to 7 years..	451,440	318,600	57,540	1,380	540	270	420	510	600	240	30	120	...	30	71,160
8 years.....	473,700	323,760	83,520	2,790	660	420	780	510	1,140	540	210	60	60	90	59,160
High school: 1 to 3 years..	374,820	257,730	67,770	3,330	690	360	420	300	630	390	150	90	90	120	42,750
4 years.....	2,670	1,290	300	150	60	120	90	90	180	30	30	30	...	...	300
School years not reported..	36,330	7,080	990	330	270	120	270	330	660	510	300	90	90	330	24,960
Median school years.....	8.4	8.4	8.5	8.8	...	...	...	...	8.5	...	...	...	...	...	8.2
16 and 17 years old.....	1,350,960	728,070	374,250	78,960	22,080	10,200	5,610	2,520	2,220	750	420	270	540	450	124,620
No school years completed..	9,480	4,500	900	540	120	150	...	...	60	...	...	...	60	30	3,210
Elementary: 1 to 4 years..	21,690	11,370	4,470	1,410	390	180	150	...	60	60	...	60	30	...	3,510
5 to 7 years..	96,480	53,040	22,770	6,000	2,640	1,410	780	180	210	...	...	30	...	60	9,360
8 years.....	165,750	87,060	44,490	10,800	5,130	2,520	1,440	600	420	120	30	...	90	30	13,020
High school: 1 to 3 years..	972,990	539,400	285,120	54,150	11,820	5,310	2,520	1,290	990	300	270	150	270	120	71,280
4 years.....	52,590	26,460	13,800	5,430	1,410	480	630	360	330	150	90	30	30	30	3,360
College: 1 to 3 years..	3,360	1,560	1,200	180	90	...	...	30	30	30	...	...	...	...	240
School years not reported..	28,620	4,680	1,500	450	480	150	90	60	120	90	30	...	120	210	20,640
Median school years.....	10.1	10.1	10.2	10.1	9.6	9.4	9.5	...	...	...	...	...	...	...	10.0
18 and 19 years old.....	1,370,760	364,680	325,830	240,180	151,350	84,390	59,910	24,810	15,510	2,040	1,260	270	360	330	99,840
No school years completed..	8,160	3,390	1,050	450	480	210	...	60	...	...	30	...	...	...	2,490
Elementary: 1 to 4 years..	16,710	4,620	3,540	2,280	1,230	1,170	780	390	240	60	...	...	...	...	2,400
5 to 7 years..	70,470	15,330	15,060	12,780	8,490	5,430	4,260	1,470	780	180	30	...	...	60	6,600
8 years.....	127,890	27,030	24,900	22,320	18,720	11,010	8,250	3,600	2,250	180	120	30	30	120	9,330
High school: 1 to 3 years..	471,210	150,480	111,660	68,730	50,070	27,090	19,680	8,610	5,550	840	420	150	120	30	27,780
4 years.....	519,630	122,550	124,620	107,970	62,910	36,000	24,810	9,720	5,970	570	480	60	120	60	23,790
College: 1 to 3 years..	125,130	37,710	43,290	24,390	8,640	2,940	1,770	810	510	150	120	30	30	30	4,710
4 yrs. or more	2,070	720	360	150	330	90	120	60	90	...	...	...	...	...	150
School years not reported..	29,490	2,850	1,350	1,110	480	450	240	90	120	60	60	...	60	30	22,590
Median school years.....	11.8	11.6	12.0	12.1	11.8	11.7	11.5	11.4	11.4	...	...	...	...	...	10.9
20 and 21 years old.....	1,420,200	197,130	165,420	207,000	213,000	160,740	171,810	105,150	78,690	10,950	2,910	1,140	900	1,110	104,250
No school years completed..	9,360	2,670	990	600	300	300	210	150	180	...	...	...	30	...	3,930
Elementary: 1 to 4 years..	21,450	4,020	3,150	3,330	2,490	1,950	2,100	1,020	720	60	60	...	60	30	2,460
5 to 7 years..	81,810	11,370	11,220	13,440	13,620	9,690	8,460	5,130	2,460	300	60	30	90	30	5,910
8 years.....	153,210	20,070	15,480	21,540	26,070	19,710	18,780	11,130	8,550	1,170	390	120	60	90	10,050
High school: 1 to 3 years..	311,070	33,270	26,130	39,450	54,420	39,390	43,680	29,160	22,470	2,760	660	210	210	270	18,990
4 years.....	514,680	53,070	37,260	65,160	83,190	71,580	83,850	50,100	37,860	5,460	1,080	390	300	360	25,020
College: 1 to 3 years..	272,160	63,300	65,160	58,740	30,180	16,320	13,230	7,110	5,640	1,020	540	300	90	270	10,260
4 yrs. or more	23,430	7,230	5,220	3,990	2,070	1,470	900	780	510	120	60	60	30	60	930
School years not reported..	33,030	2,130	810	750	660	330	600	570	300	60	60	30	30	...	26,700
Median school years.....	12.2	12.5	12.7	12.4	12.1	12.1	12.1	12.1	12.1	12.2	...	...	...	...	11.6
22 to 24 years old.....	2,281,860	171,420	131,730	241,050	276,330	263,160	347,340	288,930	318,690	61,410	17,190	5,730	4,590	3,720	150,570
No school years completed..	13,740	4,200	1,290	930	810	540	870	360	150	30	60	30	...	...	4,470
Elementary: 1 to 4 years..	36,180	4,320	3,780	5,280	4,200	3,930	4,500	3,390	2,880	540	...	...	30	30	3,300
5 to 7 years..	132,030	12,480	13,080	16,680	18,600	16,590	19,050	12,780	11,250	2,010	360	90	60	150	8,850
8 years.....	257,070	17,580	16,200	27,210	33,420	35,160	43,920	32,340	30,750	5,520	960	510	390	300	12,810
High school: 1 to 3 years..	560,280	28,440	25,110	46,320	59,820	69,960	100,500	84,870	95,970	17,220	3,720	1,050	720	660	25,920
4 years.....	696,300	38,640	26,010	47,460	65,880	80,220	128,010	116,310	127,830	24,120	6,840	2,160	1,620	1,050	30,150
College: 1 to 3 years..	376,620	44,040	31,230	70,320	68,340	38,910	35,610	28,350	32,850	7,080	3,150	1,230	1,020	960	13,530
4 yrs. or more	153,360	19,230	13,860	25,590	24,360	16,860	13,770	9,660	15,960	4,590	1,860	600	720	570	5,730
School years not reported..	56,280	2,490	1,170	1,260	900	990	1,110	870	1,050	300	240	60	30	...	45,810
Median school years.....	12.2	12.5	12.2	12.5	12.3	12.1	12.0	12.1	12.1	12.2	12.5	12.5	12.7	12.7	11.7

Table 12.—INCOME IN 1949: PERSONS 14 YEARS OLD AND OVER, BY YEARS OF SCHOOL COMPLETED, AGE, COLOR, AND SEX, FOR THE UNITED STATES, BY REGIONS: 1950—Con.

[Based on 3⅓-percent sample. Percent not shown where less than 0.1 or where base is less than 3,000. Median not shown where less than 1.0 or where base is less than 3,000]

Area, age, color, sex, and years of school completed	Total	No income in 1949	$1 to $499	$500 to $999	$1000 to $1499	$1500 to $1999	$2000 to $2499	$2500 to $2999	$3000 to $3999	$4000 to $4999	$5000 to $5999	$6000 to $6999	$7000 to $9999	$10,000 or more	Income not reported
NORTH AND WEST—MALE—Con.															
25 to 29 years old.....	4,054,560	166,620	124,440	221,070	308,160	355,320	544,680	594,690	988,800	316,380	105,060	34,320	29,670	17,550	247,800
No school years completed..	21,540	6,090	1,320	1,740	1,440	1,470	1,230	1,140	1,200	240	30	30	...	30	5,580
Elementary: 1 to 4 years..	71,370	7,920	6,180	8,070	6,600	7,890	8,190	7,470	9,670	2,010	330	150	270	150	6,270
5 to 7 years..	238,860	16,470	15,540	23,070	27,270	30,540	39,750	30,720	33,900	7,050	1,440	540	360	360	11,850
8 years.....	497,670	23,550	19,980	35,670	48,630	57,030	83,310	76,380	95,580	22,950	6,330	2,310	2,040	930	22,980
High school: 1 to 3 years..	880,260	28,710	25,500	40,800	63,780	82,590	138,600	151,740	227,520	61,530	15,870	4,620	3,090	1,830	34,080
4 years.....	1,359,660	37,620	26,190	46,170	72,600	99,840	187,020	232,740	411,330	129,270	39,240	11,250	8,970	4,620	52,800
College: 1 to 3 years..	471,030	22,050	14,970	33,690	47,100	38,430	47,520	53,910	116,280	43,980	18,570	6,750	6,930	3,780	17,070
4 yrs. or more	412,920	20,190	13,470	30,630	39,210	35,880	36,510	38,280	90,360	48,240	22,620	8,550	7,770	5,700	15,510
School years not reported..	101,250	4,020	1,290	1,230	1,530	1,650	2,550	2,310	2,760	1,110	630	120	240	150	81,660
Median school years.....	12.2	11.8	11.2	12.0	12.1	11.9	12.0	12.1	12.3	12.5	12.7	12.8	13.0	13.6	12.0
30 to 34 years old.....	3,882,300	111,630	81,750	131,790	189,780	249,540	427,710	501,300	1,084,920	473,970	201,570	79,440	69,780	45,690	233,430
No school years completed..	19,590	4,320	1,290	1,110	1,410	1,080	1,380	1,110	1,290	270	150	30	30	...	6,120
Elementary: 1 to 4 years..	78,720	7,230	4,050	7,170	7,890	7,770	10,530	9,030	12,360	3,990	1,530	450	480	270	5,970
5 to 7 years..	282,960	15,510	13,380	19,770	26,370	30,720	45,930	39,390	57,960	14,550	3,870	1,650	840	840	12,180
8 years.....	608,400	20,910	18,030	30,570	44,190	60,270	91,560	94,980	151,410	45,540	15,240	4,800	4,410	2,760	23,730
High school: 1 to 3 years..	838,500	20,370	16,020	28,440	40,710	57,540	107,640	132,450	259,410	96,090	29,580	8,370	5,910	3,930	32,040
4 years.....	1,234,500	24,600	17,040	25,800	43,200	61,770	123,960	165,270	419,250	182,250	69,840	23,490	19,770	11,640	46,620
College: 1 to 3 years..	365,120	7,020	5,580	8,370	13,920	17,250	27,450	34,740	102,900	62,880	32,640	14,610	12,540	8,070	15,150
4 yrs. or more	361,500	8,220	4,590	9,450	11,070	11,850	17,370	22,380	75,900	66,540	48,240	25,800	25,410	17,730	16,950
School years not reported..	95,010	3,450	1,770	1,110	1,020	1,290	1,890	1,950	4,440	1,860	480	240	390	450	74,670
Median school years.....	12.1	9.9	9.6	9.7	10.1	10.3	10.8	11.4	12.1	12.4	12.7	13.2	13.8	14.2	11.9
35 to 44 years old.....	7,265,970	216,120	165,510	240,540	322,320	416,820	718,430	827,720	1,850,720	932,520	472,680	209,460	215,970	201,150	476,010
No school years completed..	49,380	8,760	3,300	4,260	3,720	3,690	4,830	3,900	5,340	1,110	600	210	270	240	9,150
Elementary: 1 to 4 years..	227,910	15,120	13,950	18,720	20,640	22,080	32,400	27,240	39,930	13,740	4,800	2,190	1,740	1,200	14,160
5 to 7 years..	828,150	36,720	33,720	50,760	62,730	77,220	121,020	122,190	186,660	60,150	22,380	8,820	6,390	4,890	34,500
8 years.....	1,598,730	50,520	41,550	66,490	97,110	126,960	210,320	228,020	426,110	164,550	65,430	23,070	18,630	15,660	64,110
High school: 1 to 3 years..	1,491,450	37,110	28,140	42,450	59,340	84,240	155,760	194,910	453,210	212,400	89,520	32,010	26,010	18,960	57,390
4 years.....	1,644,690	36,120	26,070	33,360	49,920	69,630	136,200	178,560	488,460	268,860	133,050	53,670	50,760	39,780	80,250
College: 1 to 3 years..	577,380	11,010	9,840	10,590	15,300	18,840	32,340	40,710	142,680	104,430	63,540	32,580	35,310	31,860	28,350
4 yrs. or more	642,990	12,840	6,330	9,480	10,410	10,650	19,350	25,260	96,300	101,700	90,210	55,620	75,570	89,190	40,080
School years not reported..	205,290	7,920	2,610	2,430	3,150	3,510	6,210	6,930	12,030	5,580	3,150	1,290	1,290	1,170	148,020
Median school years.....	10.7	8.9	8.7	8.7	8.7	8.8	8.9	9.4	10.7	12.0	12.4	12.7	13.3	15.0	11.2
45 to 54 years old.....	6,124,650	243,780	186,900	274,010	315,600	381,300	606,600	636,400	1,361,250	690,690	374,130	175,650	197,190	231,570	449,580
No school years completed..	87,540	10,350	5,700	7,170	6,840	7,260	11,220	9 720	12,780	3,120	1,860	360	750	450	9,960
Elementary: 1 to 4 years..	384,630	25,200	22,710	33,240	31,830	35,370	53,610	47,550	70,320	24,270	9,180	3,870	4,170	3,090	20,220
5 to 7 years..	1,025,340	50,850	44,940	68,460	75,510	88,320	137,700	135,060	233,370	83,130	32,490	13,350	11,220	10,050	40,890
8 years.....	1,767,540	67,770	55,620	86,300	106,020	129,450	204,510	217,210	440,010	200,220	89,070	35,400	31,950	26,490	77,520
High school: 1 to 3 years..	958,170	31,260	23,880	35,540	44,190	56,400	93,030	105,810	252,840	130,050	65,730	24,360	25,770	24,720	43,590
4 years.....	897,930	30,210	17,850	23,190	27,870	39,000	66,450	76,110	216,300	136,590	82,590	39,390	41,220	45,990	55,170
College: 1 to 3 years..	373,050	10,260	8,340	9,090	12,060	13,350	20,490	23,760	73,380	57,030	38,220	23,250	27,630	32,730	23,460
4 yrs. or more	437,190	10 830	5,190	7,290	8,880	8,730	13,590	15,690	52,500	52,290	52,680	34,560	53,310	86,250	35,400
School years not reported..	193,260	7,050	2,670	2,730	2,400	3,420	6,000	5,490	9,750	3,990	2,310	1,110	1,170	1,800	143,370
Median school years.....	8.8	8.5	8.3	8.3	8.4	8.4	8.5	8.6	8.8	9.8	11.4	12.3	12.6	13.4	9.3
55 to 64 years old.....	4,888,170	330,660	234,990	342,870	344,640	366,810	525,480	501,150	900,720	405,270	218,070	101,220	117,390	151,410	347,490
No school years completed..	193,590	25,710	14,010	16,740	15,030	16,920	25,440	23,670	27,780	7,140	2,940	990	1,080	1,140	15,000
Elementary: 1 to 4 years..	542,670	52,080	40,950	55,560	49,620	51,330	72,660	65,700	84,420	26,220	10,200	4,260	4,200	4,050	21,420
5 to 7 years..	942,390	73,020	58,080	86,280	83,520	84,450	119,940	112,170	172,020	62,790	26,820	9,870	9,450	8,430	35,550
8 years.....	1,447,290	88,680	70,230	107,970	115,380	119,850	167,220	161,760	295,200	128,910	57,300	22,980	24,120	22,380	65,310
High school: 1 to 3 years..	564,750	31,020	20,790	33,930	34,980	40,290	58,530	57,510	128,580	60,450	30,570	13,890	13,650	15,900	24,660
4 years.....	544,200	30,210	16,140	21,660	24,540	30,060	45,750	46,410	114,090	63,900	43,020	20,190	23,550	30,600	34,080
College: 1 to 3 years..	221,010	9,240	7,230	9,690	10,650	12,180	17,160	16,410	39,120	25,350	17,550	10,470	13,260	18,750	13,950
4 yrs. or more	260,280	10,110	4,620	6,780	7,620	7,890	12,480	12,240	30,930	26,790	27,600	17,790	27,030	48,720	19,680
School years not reported..	171,990	10,590	2,940	4,260	3,300	3,840	6,300	5,280	8,580	3,720	2,070	780	1,050	1,440	117,840
Median school years.....	8.5	8.1	8.0	8.1	8.2	8.2	8.2	8.3	8.5	8.8	10.1	11.6	12.2	12.8	8.7
65 to 74 years old.....	2,918,100	398,100	356,220	447,630	298,620	236,310	248,520	187,440	258,630	106,350	58,920	28,500	36,720	52,290	203,850
No school years completed..	166,380	38,370	25,050	29,040	14,640	11,220	13,920	9,690	8,520	2,220	1,200	540	360	720	10,890
Elementary: 1 to 3 years..	409,680	69,870	71,760	83,520	42,450	30,810	31,950	23,130	23,760	7,080	2,970	1,230	1,590	2,250	17,310
5 to 7 years..	610,290	87,390	87,150	112,680	67,110	52,620	51,900	41,040	51,540	16,440	8,070	3,030	3,240	3,840	24,240
8 years.....	868,530	114,600	107,340	136,200	97,110	78,690	82,230	60,090	83,820	31,470	16 650	6,330	7,920	8,460	37,620
High school: 1 to 3 years..	262,200	27,240	27,390	35,010	29 970	23,970	24,490	19,920	29,490	13,950	6,600	3,420	4,380	5,010	11,370
4 years.....	256,710	29,130	19,560	26,490	24,480	20,040	23,280	17,910	32,850	16,710	10,500	5,220	6,240	9,660	14,640
College: 1 to 3 years..	102,180	9,000	6,810	10,680	10,560	8,460	8,700	6,930	12,690	7,380	4,140	2,700	3,570	5,250	5,310
4 yrs. or more	124,500	9,360	5,910	8,070	8,400	7,710	8,820	6,540	13,170	9,990	7,980	5,670	8,790	16,230	7,860
School years not reported..	117,630	13,140	5,250	5,940	3,900	2,790	3,240	2,190	2,790	1,110	810	360	630	870	74,610
Median school years.....	8.2	7.9	7.7	7.9	8.2	8.3	8.3	8.3	8.5	8.9	9.1	11.6	12.1	12.6	8.3
75 years old and over....	1,278,210	335,940	241,380	276,150	103,350	59,820	44,340	26,850	33,540	14,040	10,020	5,370	8,580	14,070	104,760
No school years completed..	77,070	28,800	16,350	16,950	3,390	1,980	1,140	930	690	210	210	90	240	180	5,910
Elementary: 1 to 3 years..	197,160	57,150	47,340	51,000	13,980	5,880	5,340	2,370	2,460	1,320	660	300	450	480	8,460
5 to 7 years..	276,090	77,970	59,460	68,370	20,160	12,450	8,220	5,130	5,520	2,100	1,200	450	930	1,230	12,900
8 years.....	384,960	102,420	77,430	86,220	35,610	19,380	14,250	8,520	10,410	3,810	2,580	1,320	2,100	2,400	18,510
High school: 1 to 3 years..	88,020	19,650	14,850	18,000	9,330	6,180	4,290	2,820	3,360	1,590	1,140	720	960	1,260	3,870
4 years.....	91,890	21,060	11,040	16,350	9,600	6,480	5,040	3,180	4,740	1,920	1,440	930	1,350	2,670	6,090
College: 1 to 3 years..	40,470	7,080	5,370	7 350	4,410	3,120	2,670	1,320	2,730	1,110	630	570	630	1,530	1,950
4 yrs. or more	50,550	8,910	4,500	6 810	5,010	3,510	2,730	2,100	3,210	1,800	1,920	900	1,800	3,960	3,390
School years not reported..	72,000	12,900	5,040	5,100	1,860	840	660	480	450	180	240	90	120	360	43,680
Median school years.....	8.1	7.9	7.7	8.0	8.4	8.5	8.5	8.6	8.8	8.9	9.6	11.0	10.6	12.5	8.2

Table 12.—INCOME IN 1949: PERSONS 14 YEARS OLD AND OVER, BY YEARS OF SCHOOL COMPLETED, AGE, COLOR, AND SEX, FOR THE UNITED STATES, BY REGIONS: 1950—Con.

[Based on 3⅓-percent sample. Percent not shown where less than 0.1 or where base is less than 3,000. Median not shown where less than 1.0 or where base is less than 3,000]

Area, age, color, sex, and years of school completed	Total	No income in 1949	$1 to $499	$500 to $999	$1000 to $1499	$1500 to $1999	$2000 to $2499	$2500 to $2999	$3000 to $3999	$4000 to $4999	$5000 to $5999	$6000 to $6999	$7000 to $9999	$10,000 or more	Income not reported
NORTH AND WEST—FEMALE															
Total, 14 yrs. and over	39,948,150	21,072,210	4,341,060	2,928,680	2,195,220	2,146,780	2,015,970	1,111,510	927,540	257,030	117,690	51,000	60,060	73,290	2,650,110
Total, 14 to 24 yrs. old	8,014,140	3,923,820	1,155,090	573,060	484,350	560,490	440,160	152,790	59,100	8,910	4,530	1,620	3,330	2,820	644,070
Total, 25 yrs. and over	31,934,010	17,148,390	3,185,970	2,355,620	1,710,870	1,586,290	1,575,810	958,720	868,440	248,120	113,160	49,380	56,730	70,470	2,006,040
No school years completed	659,490	403,350	60,930	49,800	22,980	16,680	12,720	5,010	4,500	1,080	810	450	450	240	80,490
Elementary: 1 to 4 years	1,673,160	971,490	203,700	171,360	84,540	60,690	43,050	17,940	15,090	4,440	2,040	1,230	1,620	1,710	94,260
5 to 7 years	4,003,800	2,317,320	475,170	377,620	234,360	179,970	125,400	54,570	36,960	9,470	4,710	2,220	2,940	2,610	180,480
8 years	7,099,920	4,124,380	765,030	598,480	401,520	334,450	266,220	128,160	95,970	22,830	12,030	6,210	6,990	6,240	331,410
High school: 1 to 3 years	5,374,240	3,100,250	579,150	418,750	339,180	309,990	277,590	144,300	113,280	26,640	12,750	6,000	6,060	7,230	233,070
4 years	8,069,100	4,353,630	679,860	465,620	411,900	461,880	552,930	353,740	281,040	61,650	28,860	13,500	15,840	23,280	365,370
College: 1 to 3 years	2,451,630	1,138,620	252,000	161,280	130,410	138,660	181,200	131,610	130,560	38,190	16,920	7,920	9,510	13,110	101,640
4 yrs. or more	1,654,830	615,660	148,140	96,060	74,910	75,480	106,530	118,680	185,550	81,570	33,360	11,010	11,760	14,850	81,270
School years not reported	747,840	123,690	21,990	16,650	11,070	8,490	10,170	4,710	5,490	2,250	1,680	840	1,560	1,200	538,050
Median school years	10.2	9.7	9.4	9.0	9.9	10.9	12.1	12.4	12.6	12.9	12.8	12.6	12.6	12.7	9.6
Percent	100.0	100.0	100.0	100.0	100.0	100.0	100.0	100.0	100.0	100.0	100.0	100.0	100.0	100.0	100.0
No school years completed	2.1	2.4	1.9	2.1	1.3	1.1	0.8	0.5	0.5	0.4	0.7	0.9	0.8	0.3	4.0
Elementary: 1 to 4 years	5.2	5.7	6.4	7.3	4.9	3.8	2.7	1.9	1.7	1.8	1.8	2.5	2.9	2.4	4.7
5 to 7 years	12.5	13.5	14.9	16.0	13.7	11.3	8.0	5.7	4.3	3.8	4.2	4.5	5.2	3.7	9.0
8 years	22.2	24.1	24.0	25.4	23.5	21.1	16.9	13.4	11.1	9.2	10.6	12.6	12.3	8.9	16.5
High school: 1 to 3 years	17.5	18.1	18.2	17.8	19.8	19.5	17.6	15.1	13.0	10.7	11.3	12.2	10.7	10.3	11.6
4 years	25.3	25.4	21.3	19.8	24.1	29.1	35.1	36.9	32.4	24.8	25.5	27.3	27.9	33.0	18.2
College: 1 to 3 years	7.7	6.6	7.9	6.8	7.6	8.7	11.5	13.7	15.0	15.4	15.0	16.0	16.8	18.6	5.1
4 yrs. or more	5.2	3.6	4.6	4.1	4.4	4.8	6.8	12.4	21.4	32.9	29.5	22.8	20.7	21.1	4.1
School years not reported	2.3	0.7	0.7	0.7	0.6	0.5	0.6	0.5	0.6	0.9	1.5	1.7	2.7	1.7	26.8
14 and 15 years old	1,327,410	997,200	105,840	3,810	1,740	1,020	870	780	1,350	330	210	90	240	120	213,810
No school years completed	11,010	5,820	540	...	...	...	...	...	...	...	...	...	...	...	4,650
Elementary: 1 to 4 years	19,530	13,620	1,110	90	30	30	...	30	...	30	...	30	...	...	4,560
5 to 7 years	321,540	242,580	18,660	840	390	150	270	90	180	30	30	30	...	30	58,260
8 years	492,300	377,340	39,960	1,200	720	300	240	270	450	90	120	30	60	60	71,460
High school: 1 to 3 years	456,600	348,990	44,700	1,530	420	390	270	180	450	120	60	...	180	30	59,280
4 years	2,640	1,710	90	...	90	60	60	120	150	30	...	...	...	...	330
School years not reported	23,790	7,140	780	150	90	90	30	90	120	30	...	...	...	...	15,270
Median school years	8.6	8.6	8.8	8.8	...	...	...	...	...	...	...	...	...	...	8.4
16 and 17 years old	1,322,700	860,430	263,520	42,600	14,970	6,300	2,820	1,140	1,710	720	450	240	390	180	127,230
No school years completed	8,100	3,870	630	90	30	30	30	30	30	...	...	...	...	...	3,360
Elementary: 1 to 4 years	18,160	11,460	2,460	480	330	90	120	30	60	...	...	...	...	30	3,120
5 to 7 years	56,310	37,530	7,500	2,100	960	450	60	30	90	60	30	...	60	...	7,440
8 years	106,830	70,830	18,270	4,770	2,400	840	300	210	150	...	...	...	60	...	9,000
High school: 1 to 3 years	1,032,360	687,090	215,040	28,080	9,030	3,720	1,410	570	960	480	390	240	240	150	84,960
4 years	76,350	42,330	17,610	6,810	1,860	1,080	840	210	240	120	...	...	30	...	5,220
College: 1 to 3 years	4,470	2,790	1,080	60	90	30	30	...	30	...	30	...	...	...	330
School years not reported	20,100	4,530	930	210	270	60	30	60	150	60	...		...	...	13,800
Median school years	10.3	10.3	10.4	10.5	10.2	10.4	...	...	...	...	...	...	...	...	10.2
18 and 19 years old	1,441,650	542,310	333,510	194,760	121,650	107,970	42,240	8,520	4,140	840	630	330	510	360	83,880
No school years completed	7,230	3,390	690	240	150	90	60	...	...	...	...	...	30	...	2,580
Elementary: 1 to 4 years	15,810	7,080	2,580	1,230	1,080	600	390	150	30	...	...	...	...	...	2,670
5 to 7 years	43,470	21,990	8,130	3,690	3,150	2,220	720	120	150	...	...	...	30	...	3,270
8 years	95,310	44,190	18,240	11,040	9,210	5,430	1,770	330	630	60	120	30	...	...	4,260
High school: 1 to 3 years	434,580	204,540	100,170	40,110	31,950	24,540	9,120	2,250	1,050	360	60	90	30	180	20,130
4 years	675,810	196,290	153,660	121,200	70,380	70,680	27,900	5,040	1,950	420	180	180	270	150	27,510
College: 1 to 3 years	141,330	60,480	47,370	16,050	4,950	3,840	1,770	600	180	...	180	30	120	30	5,730
4 yrs. or more	3,120	1,230	660	330	210	210	180	...	60	...	...	...	...	...	240
School years not reported	24,990	3,120	2,010	870	570	360	330	30	90	...	90	...	30	...	17,490
Median school years	12.2	11.8	12.2	12.3	12.2	12.3	12.3	12.3	12.1	...	...	...	...	...	12.0
20 and 21 years old	1,513,290	523,770	209,400	142,320	159,060	203,160	138,990	34,710	10,350	1,920	750	360	780	960	86,760
No school years completed	8,550	4,080	570	120	150	60	210	...	30	30	...	...	...	...	3,300
Elementary: 1 to 4 years	16,770	7,950	2,370	1,470	870	900	930	150	90	...	...	30	...	30	1,980
5 to 7 years	53,370	28,410	8,640	3,960	4,020	3,000	1,620	270	270	...	...	...	...	...	3,180
8 years	117,930	58,650	15,630	11,250	10,770	9,390	4,440	1,470	690	150	60	30	90	60	5,250
High school: 1 to 3 years	313,170	141,120	44,400	28,140	31,980	29,550	18,810	4,890	1,620	330	120	60	210	120	11,820
4 years	696,180	185,160	65,280	63,540	90,300	137,670	96,900	23,340	5,790	840	390	120	180	360	26,310
College: 1 to 3 years	248,640	86,730	64,830	28,950	18,180	20,190	13,800	3,780	1,080	300	90	30	210	270	10,200
4 yrs. or more	29,850	9,510	6,750	4,560	2,310	1,770	1,800	720	570	210	60	30	...	90	1,470
School years not reported	28,830	2,160	930	330	480	630	480	90	210	60	30	60	90	30	23,250
Median school years	12.3	12.1	12.5	12.4	12.3	12.4	12.4	12.5	12.4	...	...	...	...	...	12.2
22 to 24 years old	2,409,090	1,000,110	242,820	189,570	186,930	242,040	255,240	107,640	41,550	5,100	2,490	600	1,410	1,200	132,390
No school years completed	12,960	5,820	900	330	390	240	210	150	...	...	30	...	30	...	4,860
Elementary: 1 to 4 years	29,730	14,880	3,390	2,250	2,160	1,860	1,410	630	420	30	30	...	30	...	2,640
5 to 7 years	93,090	51,570	11,520	8,010	6,630	5,700	2,820	990	210	150	30	...	...	30	5,430
8 years	206,160	113,160	22,500	16,200	15,870	15,540	9,420	2,460	1,500	330	90	90	30	60	8,910
High school: 1 to 3 years	529,710	266,730	65,400	46,470	40,860	40,410	32,250	11,730	4,650	630	330	180	300	120	19,650
4 years	1,071,210	425,220	90,870	71,700	83,160	131,880	145,080	58,170	21,120	1,980	900	150	480	480	40,020
College: 1 to 3 years	259,920	84,990	30,450	22,830	21,630	30,420	37,050	15,810	6,150	810	510	60	240	240	8,730
4 yrs. or more	160,680	33,750	16,710	21,300	15,480	15,000	26,190	17,220	7,410	1,080	420	60	270	240	5,550
School years not reported	45,630	3,990	1,080	480	750	990	810	480	90	90	150	60	30	30	36,600
Median school years	12.3	12.1	12.2	12.3	12.3	12.4	12.6	12.6	12.7	12.7	...	...	...	...	12.2

Table 12.—INCOME IN 1949: PERSONS 14 YEARS OLD AND OVER, BY YEARS OF SCHOOL COMPLETED, AGE, COLOR, AND SEX, FOR THE UNITED STATES, BY REGIONS: 1950—Con.

[Based on 3⅓-percent sample. Percent not shown where less than 0.1 or where base is less than 3,000. Median not shown where less than 1.0 or where base is less than 3,000]

Area, age, color, sex, and years of school completed	Total	No income in 1949	$1 to $499	$500 to $999	$1000 to $1499	$1500 to $1999	$2000 to $2499	$2500 to $2999	$3000 to $3999	$4000 to $4999	$5000 to $5999	$6000 to $6999	$7000 to $9999	$10,000 or more	Income not reported
NORTH AND WEST—FEMALE—Con.															
25 to 29 years old	4,320,180	2,282,760	389,220	258,680	246,270	272,850	310,320	185,860	105,960	16,170	5,730	2,430	2,190	2,850	238,890
No school years completed	21,930	9,510	1,470	570	690	540	450	240	240	30	...	30	...	...	6,160
Elementary: 1 to 4 years	58,380	31,590	5,760	3,630	4,080	3,360	2,510	1,140	750	210	120	30	30	30	5,340
5 to 7 years	200,850	118,800	21,600	14,550	14,610	11,310	6,930	2,490	1,500	300	60	...	...	60	9,240
8 years	440,910	268,070	42,600	28,300	28,890	24,060	17,160	7,800	3,270	690	270	180	180	30	19,410
High school: 1 to 3 years	902,280	520,110	94,050	61,860	55,920	56,370	46,140	19,290	10,620	1,890	450	210	300	330	34,740
4 years	1,919,010	1,027,660	156,720	104,080	101,460	130,680	168,750	97,590	45,600	5,640	2,160	810	660	1,140	75,960
College: 1 to 3 years	431,040	203,460	41,340	27,780	23,640	28,200	40,260	27,180	17,250	3,060	1,080	480	270	480	16,560
4 yrs. or more	268,230	94,950	23,730	16,890	15,660	17,430	26,730	29,280	26,220	4,110	1,470	630	600	660	9,870
School years not reported	77,550	9,810	1,950	1,080	1,320	900	1,590	750	510	240	120	60	150	120	59,610
Median school years	12.3	12.2	12.2	12.2	12.2	12.3	12.5	12.6	12.8	12.9	12.9	...	...	...	12.2
30 to 34 years old	4,091,790	2,352,440	350,430	215,370	207,400	212,730	227,190	139,560	113,260	20,880	8,310	3,210	3,960	3,510	234,600
No school years completed	21,030	9,480	1,530	480	510	510	540	150	210	...	...	...	30	...	7,590
Elementary: 1 to 4 years	66,360	36,990	5,910	4,440	4,260	3,810	3,000	1,380	990	150	30	...	90	60	5,250
5 to 7 years	266,310	156,930	27,900	18,420	17,430	15,600	10,650	4,290	2,220	570	150	90	180	60	11,820
8 years	580,170	353,860	51,210	35,730	34,560	33,420	25,740	10,950	7,080	1,110	360	120	390	150	25,500
High school: 1 to 3 years	893,580	530,750	85,310	54,990	55,590	49,140	45,030	20,040	13,560	2,160	870	240	600	270	37,110
4 years	1,580,310	943,470	125,060	70,800	70,980	82,770	100,920	63,930	45,630	7,230	2,880	1,230	1,080	960	65,370
College: 1 to 3 years	360,210	192,960	34,380	18,090	14,670	17,250	25,770	20,070	16,650	2,850	1,650	600	480	960	13,830
4 yrs. or more	249,510	118,050	21,540	11,640	8,790	9,690	14,580	18,030	25,110	6,510	2,220	840	1,020	960	10,530
School years not reported	74,310	9,960	1,590	780	810	540	960	720	690	240	150	90	90	90	57,600
Median school years	12.1	12.1	12.0	11.6	11.5	12.0	12.3	12.5	12.7	12.9	12.9	12.9	12.6	13.7	12.0
35 to 44 years old	7,562,370	4,085,760	645,450	420,600	417,930	424,650	439,950	281,750	264,600	68,370	26,250	11,340	12,360	13,230	450,150
No school years completed	50,580	27,090	3,570	2,430	1,740	1,710	1,620	660	660	120	60	30	60	60	10,770
Elementary: 1 to 4 years	206,700	113,400	19,230	15,270	14,490	12,360	9,090	3,840	3,030	720	420	60	360	270	14,160
5 to 7 years	791,910	449,790	73,530	56,160	58,410	51,480	36,630	16,860	9,870	2,280	870	300	390	270	35,070
8 years	1,517,760	881,790	128,340	94,920	95,550	91,770	80,910	38,880	27,450	4,830	2,400	1,290	900	930	67,800
High school: 1 to 3 years	1,573,500	885,270	145,470	96,360	95,850	95,580	89,340	49,950	36,120	8,250	2,820	1,500	1,080	1,590	64,320
4 years	2,102,670	1,164,480	160,680	99,030	100,680	115,500	144,750	99,660	88,800	17,760	6,990	3,000	3,750	3,840	93,750
College: 1 to 3 years	694,170	352,380	66,660	33,360	32,220	36,870	48,180	36,420	38,370	10,560	3,750	2,250	2,550	2,880	27,720
4 yrs. or more	475,110	191,790	44,310	20,790	16,800	16,890	27,090	34,290	58,920	23,550	8,550	2,700	2,940	3,240	23,250
School years not reported	149,970	19,770	3,660	2,280	2,190	2,490	2,340	1,170	1,380	300	390	210	330	150	113,310
Median school years	11.2	10.9	11.0	10.3	10.2	10.7	12.0	12.3	12.6	13.0	12.9	12.8	12.9	12.9	10.9
45 to 54 years old	6,251,030	3,314,760	528,210	390,040	352,370	336,550	334,320	209,130	219,030	73,220	32,550	13,170	14,940	17,280	395,460
No school years completed	110,010	66,510	7,020	6,600	5,100	4,470	3,660	1,470	1,440	270	210	...	60	...	13,200
Elementary: 1 to 4 years	360,360	215,940	30,870	27,270	23,700	17,430	13,680	5,940	4,590	1,320	390	180	240	150	18,660
5 to 7 years	944,220	559,400	87,120	70,190	61,260	49,620	38,040	17,880	11,340	2,990	1,230	570	780	750	43,050
8 years	1,638,870	970,250	138,930	106,590	97,500	91,590	78,270	38,970	29,070	6,150	3,000	1,380	1,890	1,440	74,040
High school: 1 to 3 years	1,028,190	563,860	93,840	70,230	62,000	59,130	55,050	34,140	30,570	7,290	3,840	1,500	1,650	1,560	43,530
4 years	1,189,860	605,410	91,380	60,710	62,340	71,250	83,460	57,990	61,290	15,810	7,770	3,570	3,690	5,730	59,460
College: 1 to 3 years	482,130	205,350	47,850	29,040	24,810	27,180	39,060	29,040	33,930	11,400	5,070	2,190	2,850	3,120	21,240
4 yrs. or more	336,000	107,400	28,230	17,460	13,500	14,130	20,520	22,560	45,480	27,360	10,800	3,660	3,450	4,140	17,310
School years not reported	141,390	20,640	2,970	1,950	2,160	1,950	2,580	1,140	1,320	630	240	120	330	390	104,970
Median school years	9.0	8.8	9.0	8.8	8.9	9.2	10.8	12.1	12.5	13.6	13.0	12.8	12.7	12.8	8.9
55 to 64 years old	4,933,170	2,780,930	474,570	360,820	274,520	219,690	180,990	101,730	114,720	46,530	24,360	10,170	12,210	15,660	316,470
No school years completed	212,070	143,550	14,340	12,660	8,430	6,450	4,620	1,950	1,110	390	270	300	90	60	17,850
Elementary: 1 to 4 years	453,000	292,440	44,400	33,570	22,500	15,960	10,320	3,870	3,690	1,110	480	450	390	630	23,190
5 to 7 years	885,450	553,260	94,170	69,300	49,140	35,250	24,030	9,480	7,980	2,040	1,020	510	840	750	37,680
8 years	1,422,120	866,730	137,040	108,750	82,230	61,380	44,190	22,140	18,570	5,790	3,450	1,500	1,740	1,860	66,750
High school: 1 to 3 years	673,770	369,980	73,590	53,050	41,760	33,840	30,300	15,270	15,840	4,500	2,730	1,680	1,260	1,890	28,080
4 years	695,430	356,910	61,920	46,590	41,250	38,910	37,500	24,570	26,640	9,570	4,950	2,010	3,150	4,620	36,840
College: 1 to 3 years	281,550	115,260	30,360	22,260	18,210	17,550	18,240	13,740	17,940	6,900	3,270	1,410	1,980	2,580	11,850
4 yrs. or more	188,910	59,580	15,300	12,360	8,850	8,760	9,960	10,050	21,930	15,720	7,950	2,160	2,520	3,060	10,710
School years not reported	120,870	23,220	3,450	2,280	1,950	1,590	1,830	660	1,020	510	240	150	240	210	83,520
Median school years	8.6	8.4	8.6	8.6	8.7	8.8	9.6	11.6	12.4	13.0	12.8	12.3	12.5	12.5	8.6
65 to 74 years old	3,204,390	1,581,240	527,250	435,870	155,700	94,080	65,250	31,740	39,150	16,260	10,920	6,390	7,260	11,040	222,240
No school years completed	165,750	100,530	22,560	16,860	5,340	2,490	1,320	480	720	240	210	90	90	120	14,700
Elementary: 1 to 4 years	349,050	191,040	63,600	51,870	11,580	6,150	3,930	1,380	1,380	660	330	210	270	390	16,260
5 to 7 years	603,600	321,300	110,310	90,600	24,810	13,500	7,410	2,850	3,000	840	900	450	420	390	26,820
8 years	978,930	516,840	171,420	134,400	45,780	25,920	15,900	6,960	7,140	2,520	1,590	1,110	1,380	1,830	46,740
High school: 1 to 3 years	366,240	170,310	63,540	55,170	21,510	13,230	9,360	4,440	5,250	1,770	1,410	630	690	900	18,030
4 years	400,020	179,940	58,650	51,930	25,110	16,770	13,500	7,830	9,630	3,870	2,970	2,130	2,370	4,050	21,270
College: 1 to 3 years	143,310	49,710	21,930	19,710	12,420	9,090	7,110	3,960	5,250	2,550	1,470	690	900	1,980	6,540
4 yrs. or more	97,350	30,210	10,650	11,130	7,470	6,210	6,030	3,660	6,510	3,540	1,860	930	930	1,830	6,390
School years not reported	100,140	21,360	4,590	4,200	1,680	720	690	180	270	270	180	150	210	150	65,490
Median school years	8.4	8.3	8.4	8.4	8.8	8.9	10.2	11.8	12.2	12.5	12.3	12.3	12.3	12.6	8.4
75 years old and over	1,591,080	750,500	270,840	274,240	56,880	25,740	17,790	8,970	12,720	6,750	5,040	2,670	3,810	6,900	148,230
No school years completed	78,120	46,680	10,440	10,200	1,170	510	510	60	120	30	60	...	120	...	8,220
Elementary: 1 to 4 years	179,310	90,090	33,930	35,310	3,930	1,620	720	390	660	270	270	300	240	180	11,400
5 to 7 years	311,460	158,440	60,540	58,400	8,700	3,210	1,710	720	1,050	450	480	300	330	330	16,800
8 years	521,160	266,850	95,490	89,790	17,010	6,510	4,050	2,460	3,390	1,740	960	630	510	600	31,170
High school: 1 to 3 years	136,680	59,970	25,350	27,090	6,750	2,700	2,370	1,170	1,200	780	630	240	450	690	7,260
4 years	181,800	75,760	27,450	32,480	10,080	6,000	4,050	2,070	3,450	1,770	1,140	750	1,140	2,940	12,720
College: 1 to 3 years	59,220	19,500	9,480	11,040	4,440	2,520	2,580	1,200	1,170	870	630	300	480	1,110	3,900
4 yrs. or more	39,720	13,680	4,380	5,790	3,840	2,370	1,620	810	1,380	780	510	90	300	960	3,210
School years not reported	83,610	19,530	3,780	4,140	960	300	180	90	300	60	360	60	210	90	53,550
Median school years	8.4	8.3	8.3	8.3	8.8	10.0	11.3	11.1	11.5	12.0	11.7	...	12.1	12.5	8.4

Table 12.—INCOME IN 1949: PERSONS 14 YEARS OLD AND OVER, BY YEARS OF SCHOOL COMPLETED, AGE, COLOR, AND SEX, FOR THE UNITED STATES, BY REGIONS: 1950—Con.

[Based on 3⅓-percent sample. Percent not shown where less than 0.1 or where base is less than 3,000. Median not shown where less than 1.0 or where base is less than 3,000]

Area, age, color, sex, and years of school completed	Total	No income in 1949	$1 to $499	$500 to $999	$1000 to $1499	$1500 to $1999	$2000 to $2499	$2500 to $2999	$3000 to $3999	$4000 to $4999	$5000 to $5999	$6000 to $6999	$7000 to $9999	$10,000 or more	Income not reported
SOUTH—MALE															
Total															
Total, 14 yrs. and over	16,392,570	2,149,010	2,101,290	1,922,970	1,728,850	1,492,050	1,504,020	1,056,800	1,647,570	725,460	359,640	179,010	201,990	207,870	1,106,040
Total, 14 to 24 yrs. old	4,177,410	1,361,390	811,290	496,230	419,830	273,420	218,130	122,910	107,820	22,520	7,380	2,280	2,820	2,700	328,590
Total, 25 yrs. and over..	12,215,160	787,620	1,290,000	1,426,740	1,309,020	1,218,630	1,285,890	943,890	1,539,750	702,940	352,260	176,730	199,170	205,170	777,450
No school years completed..	505,860	77,010	132,630	109,530	56,310	37,200	26,040	10,500	8,910	2,640	990	750	510	780	42,060
Elementary: 1 to 4 years..	2,040,630	200,670	442,320	420,750	294,780	228,300	165,510	81,660	75,690	21,330	8,550	3,960	5,010	5,220	86,880
5 to 7 years..	2,799,420	201,570	362,100	418,800	395,790	360,810	339,990	208,080	247,050	81,060	30,120	13,380	14,040	12,870	113,760
8 years.....	1,674,510	105,270	149,460	192,930	199,650	193,380	214,680	154,260	228,740	86,520	36,840	14,760	14,550	14,220	71,250
High school: 1 to 3 years..	1,891,050	79,350	98,040	138,210	175,950	196,470	254,700	212,580	358,530	148,800	62,160	28,110	26,490	24,540	87,120
4 years.....	1,481,550	52,170	48,660	65,340	90,180	109,080	167,040	167,790	340,950	170,490	81,900	36,390	35,790	36,600	79,170
College: 1 to 3 years..	740,190	27,600	22,850	39,390	49,230	47,610	62,430	58,620	147,990	90,690	55,080	30,330	33,210	35,910	39,270
4 yrs. or more	718,170	21,660	14,880	24,780	32,700	31,650	42,240	40,530	116,850	92,340	72,030	46,650	66,930	72,060	42,870
School years not reported..	363,780	22,320	19,080	17,010	14,430	14,130	13,260	9,870	17,040	8,970	4,590	2,400	2,640	2,970	215,070
Median school years.....	8.3	6.6	5.5	6.3	7.2	7.8	8.5	9.2	10.7	12.0	12.4	12.7	13.2	13.6	8.5
Percent.....	100.0	100.0	100.0	100.0	100.0	100.0	100.0	100.0	100.0	100.0	100.0	100.0	100.0	100.0	100.0
No school years completed..	4.1	9.8	10.3	7.7	4.3	3.1	2.0	1.1	0.6	0.4	0.3	0.4	0.3	0.4	5.4
Elementary: 1 to 4 years..	16.7	25.5	34.3	29.5	22.5	18.7	12.9	8.7	4.9	3.0	2.4	2.2	2.5	2.5	11.2
5 to 7 years..	22.9	25.6	28.1	29.4	30.2	29.6	26.4	22.0	16.0	11.5	8.6	7.6	7.0	6.3	14.6
8 years.....	13.7	13.4	11.6	13.5	15.3	15.9	16.7	16.3	14.7	12.3	10.5	8.4	7.3	6.9	9.2
High school: 1 to 3 years..	15.5	10.1	7.6	9.7	13.4	16.1	19.8	22.5	23.3	21.2	17.6	15.9	13.3	12.0	11.2
4 years.....	12.1	6.6	3.8	4.6	6.9	9.0	13.0	17.8	22.1	24.3	23.2	20.6	18.0	17.8	10.2
College: 1 to 3 years..	6.1	3.5	1.8	2.8	3.8	3.9	4.9	6.2	9.6	12.9	15.6	17.2	16.7	17.5	5.1
4 yrs. or more	5.9	2.8	1.2	1.7	2.5	2.6	3.3	4.3	7.6	13.1	20.4	26.4	33.6	35.1	5.5
School years not reported..	3.0	2.8	1.5	1.2	1.1	1.2	1.0	1.0	1.1	1.3	1.3	1.4	1.3	1.4	27.7
14 and 15 years old.....	793,980	552,630	138,540	7,620	1,590	1,140	750	840	1,080	420	270	120	120	120	68,740
No school years completed..	8,850	4,860	840	150	30	...	...	30	...	...	...	...	...	...	2,940
Elementary: 1 to 4 years..	96,450	63,810	19,560	1,620	60	210	90	120	...	...	60	...	...	...	10,920
5 to 7 years..	373,440	269,430	58,980	2,790	630	390	300	210	300	120	30	60	60	...	40,140
8 years.....	185,700	130,980	34,740	1,710	450	240	180	150	240	120	60	...	60	...	16,770
High school: 1 to 3 years..	114,750	79,410	23,340	1,260	360	270	120	210	180	90	30	30	...	30	9,420
4 years.....	960	420	270	30	30	...	...	30	60	...	...	...	...	...	120
School years not reported..	13,830	3,720	810	60	30	30	60	90	300	90	90	30	...	90	8,430
Median school years.....	7.3	7.3	7.5	7.2	...	...	...	...	...	...	...	...	...	...	7.0
16 and 17 years old.....	766,230	412,620	227,430	48,210	14,730	5,910	2,070	750	810	300	120	120	180	150	52,630
No school years completed..	9,180	3,750	2,610	360	90	90	30	...	30	...	...	...	...	...	2,220
Elementary: 1 to 4 years..	67,320	29,940	22,440	7,200	1,860	360	120	60	...	...	...	...	90	...	5,250
5 to 7 years..	185,430	97,290	54,900	15,920	5,040	1,890	870	240	60	...	30	...	...	...	11,190
8 years.....	114,360	63,840	32,790	6,960	2,610	1,380	240	120	150	90	...	30	30	...	6,120
High school: 1 to 3 years..	356,100	204,780	106,740	16,980	4,350	1,920	630	240	330	90	90	90	60	120	19,680
4 years.....	21,000	9,720	6,450	2,280	630	240	120	30	150	90	...	...	...	...	1,290
College: 1 to 3 years..	1,890	960	540	120	30	30	30	30	30	...	...	...	...	...	120
School years not reported..	10,950	2,340	960	390	120	...	30	30	60	30	...	...	...	30	6,960
Median school years.....	9.0	9.2	9.0	8.3	8.1	8.4	...	...	...	...	...	...	...	...	8.7
18 and 19 years old.....	778,350	212,640	215,220	139,350	85,500	38,550	21,030	6,060	4,500	1,050	300	90	210	150	53,700
No school years completed..	8,730	3,450	1,920	1,020	360	120	60	...	...	...	...	...	...	...	1,800
Elementary: 1 to 4 years..	62,610	15,540	21,750	13,440	5,250	1,890	840	270	90	...	30	...	60	...	3,450
5 to 7 years..	143,400	35,220	42,810	28,080	16,260	8,040	3,510	810	690	180	60	...	...	...	7,740
8 years.....	83,160	19,590	21,030	15,750	11,730	5,820	2,580	810	510	90	...	30	...	30	5,190
High school: 1 to 3 years..	248,760	82,320	62,100	37,290	27,780	12,000	7,170	1,920	1,950	420	90	30	30	60	15,600
4 years.....	169,500	39,150	46,350	35,250	21,060	9,360	6,180	1,950	1,140	300	120	...	120	30	8,490
College: 1 to 3 years..	47,880	15,600	17,970	7,890	2,430	1,050	540	210	90	60	...	...	...	30	2,010
4 yrs. or more	690	150	90	180	90	30	60	30	...	...	...	...	...	...	60
School years not reported..	13,620	1,620	1,200	450	540	240	90	60	30	...	...	30	...	...	9,360
Median school years.....	10.0	10.2	9.9	9.9	10.0	9.8	10.5	10.7	10.5	...	...	...	...	...	9.8
20 and 21 years old.....	734,100	100,320	122,850	131,760	134,790	77,490	56,790	26,550	18,540	3,600	1,260	180	600	690	59,680
No school years completed..	10,590	2,730	2,340	1,740	870	360	180	30	30	30	...	...	...	...	2,280
Elementary: 1 to 4 years..	59,880	10,050	16,530	13,350	8,730	4,470	1,950	720	270	90	30	...	30	...	3,660
5 to 7 years..	134,310	16,980	28,860	29,730	23,070	14,940	8,340	2,910	1,560	300	180	...	90	30	7,320
8 years.....	76,080	8,460	11,430	13,560	16,200	9,390	6,960	2,550	1,650	330	180	30	90	60	5,130
High school: 1 to 3 years..	156,900	18,000	19,380	25,440	33,330	20,160	14,850	7,590	5,130	1,080	210	...	150	120	11,460
4 years.....	169,920	16,110	17,280	26,400	38,550	21,600	19,050	10,140	7,620	1,260	450	...	120	210	11,130
College: 1 to 3 years..	97,320	23,700	24,360	18,900	12,030	5,010	4,380	2,010	1,740	390	120	120	90	210	4,260
4 yrs. or more	10,590	3,060	1,860	1,920	1,110	840	690	300	300	90	30	30	30	60	270
School years not reported..	18,570	1,230	810	720	900	720	390	300	240	30	60	...	...	...	13,170
Median school years.....	10.5	10.9	9.3	9.8	10.6	10.4	11.2	11.7	12.1	11.9	...	...	...	...	10.1
22 to 24 years old.....	1,104,750	83,180	107,250	169,290	183,220	150,330	137,490	88,710	82,890	17,250	5,430	1,770	1,710	1,590	74,640
No school years completed..	16,470	3,480	3,450	3,300	1,590	990	600	150	150	30	...	30	...	...	2,700
Elementary: 1 to 4 years..	97,770	10,590	21,540	23,520	17,070	10,650	5,460	2,400	1,140	150	...	60	...	...	5,190
5 to 7 years..	208,530	16,680	28,440	39,780	39,810	33,540	21,600	9,480	6,180	1,080	390	150	180	180	11,040
8 years.....	123,240	7,650	11,790	19,050	23,100	19,530	16,410	9,450	7,860	1,230	360	90	180	60	6,480
High school: 1 to 3 years..	243,240	12,870	15,870	26,670	39,750	37,920	38,760	27,030	24,210	5,100	1,230	270	390	330	12,840
4 years.....	201,540	10,080	11,040	19,260	27,360	26,580	35,310	26,790	26,520	5,490	1,890	510	450	570	9,690
College: 1 to 3 years..	133,200	14,940	9,930	27,900	24,270	13,080	13,110	9,270	10,800	2,580	900	450	240	330	5,400
4 yrs. or more	53,280	5,610	4,170	8,550	9,090	6,810	5,310	3,330	5,460	1,470	570	180	210	120	2,400
School years not reported..	27,480	1,290	1,020	1,260	1,110	1,230	930	810	570	120	90	30	60	...	18,900
Median school years.....	10.1	9.6	8.0	8.9	9.7	9.8	10.9	11.5	12.1	12.2	12.4	...	...	...	9.6

Table 12.—INCOME IN 1949: PERSONS 14 YEARS OLD AND OVER, BY YEARS OF SCHOOL COMPLETED, AGE, COLOR, AND SEX, FOR THE UNITED STATES, BY REGIONS: 1950—Con.

[Based on 3⅓-percent sample. Percent not shown where less than 0.1 or where base is less than 3,000. Median not shown where less than 1.0 or where base is less than 3,000]

Area, age, color, sex, and years of school completed	Total	No income in 1949	$1 to $499	$500 to $999	$1000 to $1499	$1500 to $1999	$2000 to $2499	$2500 to $2999	$3000 to $3999	$4000 to $4999	$5000 to $5999	$6000 to $6999	$7000 to $9999	$10,000 or more	Income not reported
SOUTH—MALE—Con.															
Total—Con.															
25 to 29 years old	1,846,260	81,270	121,470	184,950	239,790	232,020	251,640	193,650	273,420	90,960	31,920	11,100	9,780	6,240	118,050
No school years completed	30,960	5,490	6,390	5,670	3,780	2,610	1,320	390	390	90	...	...	...	60	4,770
Elementary: 1 to 4 years	189,780	13,890	33,450	40,140	35,370	27,300	14,940	7,470	4,770	1,140	270	240	330	240	10,230
5 to 7 years	341,460	18,060	34,980	51,390	61,350	56,070	46,530	26,820	23,550	4,710	1,110	480	390	330	13,590
8 years	197,490	8,310	11,580	20,010	32,190	31,140	33,690	21,000	23,670	4,950	1,230	330	390	300	8,700
High school: 1 to 3 years	380,370	12,540	15,690	26,610	44,160	50,670	65,730	52,260	69,120	17,010	4,710	1,920	1,650	720	17,580
4 years	358,740	9,150	8,670	15,420	27,900	34,140	55,410	53,850	85,380	31,110	9,420	2,400	1,890	1,290	16,710
College: 1 to 3 years	163,800	7,170	4,620	14,220	19,290	15,060	18,210	17,640	35,130	13,500	6,420	2,400	2,220	1,110	6,810
4 yrs. or more	141,480	4,830	3,960	9,840	13,920	13,260	13,860	12,870	29,670	17,430	8,670	3,120	2,820	2,100	5,130
School years not reported	48,180	1,830	2,130	1,650	1,830	1,770	1,950	1,350	1,740	1,020	90	210	90	90	32,430
Median school years	10.1	8.3	6.7	7.7	8.6	8.9	10.3	11.3	12.2	12.5	12.9	13.1	13.3	13.4	9.6
30 to 34 years old	1,670,760	60,180	95,790	143,820	178,200	185,580	208,410	172,410	281,040	123,690	58,110	25,380	22,080	15,210	100,860
No school years completed	32,100	5,130	5,280	6,390	5,010	3,030	1,590	600	450	30	30	...	...	...	4,560
Elementary: 1 to 4 years	186,660	11,370	29,160	36,900	35,280	23,050	18,720	9,870	5,930	1,290	540	120	210	180	8,040
5 to 7 years	343,410	14,940	29,970	45,900	55,590	55,530	52,140	31,170	30,780	8,880	2,220	630	930	450	14,280
8 years	194,430	7,290	10,950	16,300	24,900	27,690	31,440	24,120	28,530	8,760	2,520	750	660	570	7,950
High school: 1 to 3 years	327,330	9,030	9,780	18,930	29,490	35,250	50,340	46,650	71,400	26,070	9,360	3,420	2,460	1,500	13,650
4 years	303,000	6,180	6,450	9,960	16,050	21,960	34,530	40,200	86,250	38,730	16,890	6,210	4,290	2,850	12,450
College: 1 to 3 years	118,800	2,220	2,070	3,450	6,120	6,810	10,710	11,250	29,490	18,870	10,050	5,130	4,500	2,580	5,550
4 yrs. or more	120,960	2,310	1,110	2,460	4,380	5,490	7,290	7,050	24,600	19,920	15,900	8,850	8,880	6,900	5,820
School years not reported	44,070	1,710	1,020	1,530	1,380	1,770	1,650	1,500	2,610	1,140	600	270	150	180	28,560
Median school years	9.5	7.6	6.3	6.8	7.6	8.2	9.0	10.3	12.0	12.4	12.8	13.8	14.6	15.3	9.3
35 to 44 years old	3,133,620	117,450	216,660	298,470	328,260	332,070	362,820	271,380	468,540	234,330	119,880	60,360	69,030	59,850	194,520
No school years completed	82,320	8,700	14,370	17,580	13,290	8,670	5,970	2,850	1,950	630	150	60	90	120	7,890
Elementary: 1 to 4 years	462,420	26,580	73,200	90,840	78,600	67,650	49,830	23,460	20,850	5,610	2,340	1,050	1,110	840	20,460
5 to 7 years	738,510	30,930	64,860	96,330	110,100	106,830	106,980	56,270	81,960	25,650	8,820	3,870	3,750	2,850	29,310
8 years	422,280	15,480	24,510	38,310	47,790	53,880	61,800	46,260	69,060	27,330	10,770	3,810	3,930	2,850	16,500
High school: 1 to 3 years	551,460	15,030	21,960	31,590	43,980	54,120	72,720	64,050	119,460	55,620	25,260	9,960	9,150	7,020	23,520
4 years	396,780	10,050	8,820	12,750	19,320	24,150	39,690	42,060	98,100	56,340	29,520	12,570	11,820	10,860	20,730
College: 1 to 3 years	193,860	4,170	3,360	5,160	7,710	8,820	14,010	13,890	42,330	31,290	19,470	10,560	11,760	10,830	10,590
4 yrs. or more	197,760	3,390	2,490	2,940	3,930	4,230	8,430	9,690	29,520	29,370	23,940	17,850	26,580	23,610	11,790
School years not reported	88,230	3,120	3,090	2,970	3,540	3,720	3,390	2,850	5,310	2,580	1,590	630	840	870	53,730
Median school years	8.6	7.1	5.9	6.2	6.9	7.5	8.3	8.9	10.5	12.0	12.5	12.9	14.1	14.4	8.8
45 to 54 years old	2,371,590	126,180	217,980	268,470	245,700	235,290	252,450	171,420	299,430	150,240	82,860	45,420	54,000	64,890	157,260
No school years completed	101,610	10,830	20,400	22,140	14,400	10,290	8,610	3,060	2,640	600	240	390	150	150	7,710
Elementary: 1 to 4 years	437,940	32,010	76,650	88,260	67,140	55,470	43,920	21,120	22,140	6,660	2,220	990	1,590	1,860	17,910
5 to 7 years	582,570	33,750	63,570	79,050	77,280	73,830	76,350	48,360	62,730	23,430	9,420	4,230	4,080	3,900	22,590
8 years	375,030	17,730	26,430	38,250	37,980	39,930	48,420	35,910	61,320	26,160	12,630	4,920	4,560	4,350	16,440
High school: 1 to 3 years	338,100	14,250	16,470	23,370	27,480	30,870	39,750	30,660	65,160	32,310	16,080	7,500	7,830	9,030	17,340
4 years	211,320	7,680	6,000	7,680	10,140	12,570	18,960	17,040	43,140	28,650	16,710	9,420	9,750	11,190	14,190
College: 1 to 3 years	127,080	3,480	3,570	4,950	5,550	6,210	9,090	7,770	22,320	16,350	11,430	7,380	8,370	12,060	8,550
4 yrs. or more	124,800	2,490	1,800	2,220	2,760	2,880	4,620	5,220	16,350	15,510	12,810	9,870	16,800	21,210	10,260
School years not reported	73,140	3,960	3,090	2,550	2,970	3,240	2,730	2,280	3,630	2,370	1,320	720	870	1,140	42,270
Median school years	8.1	6.6	5.5	5.9	6.5	7.0	7.8	8.3	9.0	10.6	12.0	12.5	12.9	13.3	8.6
55 to 64 years old	1,659,150	141,600	216,390	240,510	181,410	148,170	143,640	97,920	161,730	77,580	42,780	24,210	31,980	39,600	111,630
No school years completed	100,440	14,430	23,880	22,110	11,880	9,060	5,700	2,310	2,250	840	390	150	90	240	7,110
Elementary: 1 to 4 years	357,000	40,170	78,840	74,490	48,240	33,690	27,060	15,300	15,840	4,950	1,980	1,020	960	1,110	13,350
5 to 7 years	419,160	36,930	61,020	69,420	55,200	46,140	41,670	26,670	36,240	13,770	6,120	2,790	3,390	3,150	16,650
8 years	260,730	18,780	25,560	36,570	30,150	25,380	26,820	19,590	33,870	14,520	6,660	3,420	3,660	3,870	11,880
High school: 1 to 3 years	179,070	12,180	12,960	18,900	17,340	16,380	17,940	13,950	26,310	14,760	6,630	3,960	4,020	3,900	9,840
4 years	127,860	7,710	6,090	8,340	7,650	8,070	11,400	10,140	20,640	12,780	7,170	4,470	5,790	7,470	10,140
College: 1 to 3 years	81,900	4,140	3,450	4,740	5,370	5,010	6,390	5,520	13,110	7,860	5,820	3,570	4,830	6,900	5,190
4 yrs. or more	77,190	2,910	1,560	2,400	3,150	2,520	4,410	3,210	10,740	6,960	7,230	4,500	8,730	12,600	6,270
School years not reported	55,800	4,350	3,030	3,540	2,430	1,920	2,250	1,230	2,730	1,140	780	330	510	360	31,200
Median school years	7.5	6.1	5.2	5.9	6.6	7.0	7.7	8.2	8.7	9.8	11.6	12.1	12.6	13.0	8.3
65 to 74 years old	1,077,780	154,680	269,880	205,740	106,980	70,470	57,150	31,200	47,460	21,660	14,400	8,370	9,990	15,180	64,620
No school years completed	99,660	18,720	36,180	24,150	6,660	2,850	2,190	1,140	810	390	150	150	90	180	6,060
Elementary: 1 to 4 years	283,530	46,590	99,210	65,220	24,660	14,190	9,750	3,780	4,410	1,440	1,110	390	600	780	11,400
5 to 7 years	268,020	40,590	71,190	55,140	29,940	18,720	14,160	7,410	10,440	3,930	2,130	1,080	1,320	1,680	10,290
8 years	159,960	21,480	31,980	29,790	20,700	12,570	10,590	6,540	9,120	3,960	2,640	1,200	1,020	1,650	6,780
High school: 1 to 3 years	86,520	10,530	14,340	15,360	10,770	7,680	7,350	4,290	6,150	2,460	1,800	1,200	930	2,010	3,750
4 years	65,130	6,060	7,710	7,320	6,660	6,630	5,880	5,370	6,600	4,020	2,100	1,080	1,770	2,070	3,660
College: 1 to 3 years	38,880	3,180	3,450	4,050	3,570	4,290	3,510	2,190	4,500	2,280	1,230	1,080	1,350	2,070	2,130
4 yrs. or more	40,530	3,120	2,190	3,450	2,550	2,190	2,790	1,710	4,560	2,640	3,060	2,040	2,760	4,620	2,850
School years not reported	35,550	4,410	3,630	3,360	1,470	1,350	930	570	870	540	180	150	150	180	17,760
Median school years	6.5	5.7	4.9	5.6	7.1	7.8	8.2	8.5	8.8	10.0	10.8	12.1	12.5	12.6	6.7
75 years old and over	456,000	106,260	151,830	84,780	28,680	15,030	9,780	5,910	8,130	4,380	2,310	1,890	2,310	4,200	30,510
No school years completed	58,770	13,710	26,130	11,490	1,290	690	660	150	420	60	30	...	90	90	3,960
Elementary: 1 to 4 years	123,300	30,060	51,810	24,900	5,490	1,950	1,290	660	750	240	90	150	210	210	5,490
5 to 7 years	106,290	26,370	36,510	21,570	6,330	3,690	2,160	1,380	1,350	690	300	300	180	510	4,950
8 years	64,590	16,200	18,450	11,700	5,940	2,790	1,920	840	1,170	840	390	330	330	630	3,060
High school: 1 to 3 years	28,200	5,790	6,840	5,550	2,730	1,500	870	720	930	570	300	150	450	360	1,440
4 years	24,720	5,340	4,920	3,870	2,460	1,560	1,170	930	840	660	90	240	480	870	1,290
College: 1 to 3 years	15,870	3,240	2,310	2,820	1,620	1,410	510	360	1,110	630	660	210	180	360	450
4 yrs. or more	15,450	2,610	1,770	1,470	2,010	1,080	840	780	1,410	510	420	420	360	1,020	750
School years not reported	18,810	2,940	3,090	1,410	810	360	360	90	150	180	30	90	30	150	9,120
Median school years	6.0	5.9	4.7	5.7	8.1	8.4	8.3	8.9	10.0	10.4	...	...	...	12.3	5.8

Table 12.—INCOME IN 1949: PERSONS 14 YEARS OLD AND OVER, BY YEARS OF SCHOOL COMPLETED, AGE, COLOR, AND SEX, FOR THE UNITED STATES, BY REGIONS: 1950—Con.

[Based on 3⅓-percent sample. Percent not shown where less than 0.1 or where base is less than 3,000. Median not shown where less than 1.0 or where base is less than 3,000]

Area, age, color, sex, and years of school completed	Total	No income in 1949	$1 to $499	$500 to $999	$1000 to $1499	$1500 to $1999	$2000 to $2499	$2500 to $2999	$3000 to $3999	$4000 to $4999	$5000 to $5999	$6000 to $6999	$7000 to $9999	$10,000 or more	Income not reported
SOUTH—MALE															
Nonwhite															
Total, 14 yrs. and over	3,323,160	504,510	681,390	578,970	484,320	383,220	256,830	104,160	69,510	12,570	4,050	1,950	2,820	2,400	236,460
Total, 14 to 24 yrs. old	926,040	322,410	228,030	123,030	90,990	52,050	21,780	6,660	3,690	720	300	120	390	120	75,750
Total, 25 yrs. and over	2,397,120	182,100	453,360	455,940	393,330	331,170	235,050	97,500	65,820	11,850	3,750	1,830	2,430	2,280	160,710
No school years completed	234,360	30,510	71,400	54,120	28,260	16,740	10,110	3,420	2,160	330	120	90	30	60	17,010
Elementary: 1 to 4 years	861,000	73,350	214,560	195,960	138,810	104,610	59,880	20,250	10,860	2,130	420	270	510	540	38,850
5 to 7 years	663,450	41,400	106,680	124,290	126,990	110,700	75,690	28,080	16,350	2,130	600	450	690	450	28,950
8 years	187,890	11,130	24,330	30,060	33,030	33,480	27,480	12,300	6,750	540	180	30	180	150	6,360
High school: 1 to 3 years	198,690	11,070	18,570	26,700	36,270	36,420	32,580	14,610	9,810	1,350	600	180	90	270	10,170
4 years	91,290	5,400	6,600	10,140	14,520	15,000	15,480	9,300	7,560	1,290	360	150	60	120	5,310
College: 1 to 3 years	43,950	2,880	3,120	6,000	6,720	5,970	5,670	4,530	4,770	1,110	360	90	120	180	2,430
4 yrs. or more	39,390	1,740	1,860	3,150	4,380	3,930	5,730	4,260	6,780	2,820	1,080	540	660	480	1,980
School years not reported	77,100	4,620	6,240	5,520	4,350	4,320	2,430	750	780	150	30	30	90	30	47,760
Median school years	5.3	4.2	3.8	4.5	5.6	6.1	6.8	7.6	8.5	10.6	11.7	...	...	...	5.1
Percent	100.0	100.0	100.0	100.0	100.0	100.0	100.0	100.0	100.0	100.0	100.0	...	...	...	100.0
No school years completed	9.8	16.7	15.7	11.9	7.2	5.1	4.3	3.5	3.3	2.8	3.2	...	...	...	10.6
Elementary: 1 to 4 years	35.9	40.3	47.3	43.0	35.3	31.6	25.5	20.8	16.5	18.0	11.2	...	...	...	24.2
5 to 7 years	27.7	22.7	23.5	27.3	32.3	33.4	32.2	28.8	24.8	16.0	16.0	...	...	...	18.0
8 years	7.8	6.1	5.4	6.6	8.4	10.1	11.7	12.6	10.3	4.6	4.8	...	...	...	5.1
High school: 1 to 3 years	8.3	6.1	4.1	5.9	9.2	11.0	13.9	15.0	14.9	11.4	16.0	...	...	...	6.3
4 years	3.8	3.0	1.5	2.2	3.7	4.5	6.6	9.5	11.5	10.9	9.6	...	...	...	3.3
College: 1 to 3 years	1.8	1.6	0.7	1.3	1.7	1.8	2.4	4.6	7.2	9.4	9.6	...	...	...	1.5
4 yrs. or more	1.6	1.0	0.4	0.7	1.1	1.2	2.4	4.4	10.3	23.8	28.8	...	....	...	1.2
School years not reported	3.2	2.5	1.4	1.2	1.1	1.3	1.0	0.8	1.2	1.3	0.8	...	...	...	29.7
14 and 15 years old	191,580	127,500	41,100	1,980	390	210	30	30	30	...	30	30	60	...	20,190
No school years completed	3,090	1,740	300	60	30	...	...	...	...	...	...	...	...	...	960
Elementary: 1 to 4 years	50,280	31,680	12,060	930	...	120	...	...	...	...	...	...	...	...	5,490
5 to 7 years	96,900	66,720	19,830	660	210	30	30	30	30	...	...	30	30	...	9,360
8 years	25,500	17,490	5,790	180	90	30	...	...	...	...	30	...	30	...	1,860
High school: 1 to 3 years	13,620	9,360	2,850	120	30	30	...	...	...	...	...	...	...	...	1,230
4 years	210	30	120	...	30	...	...	...	...	...	...	...	...	...	30
School years not reported	1,980	480	150	30	...	...	...	...	...	...	...	...	...	...	1,320
Median school years	6.3	6.4	6.2	...	...	...	...	...	...	...	...	...	...	...	6.0
16 and 17 years old	185,670	95,310	58,800	12,750	3,780	1,290	300	60	120	90	...	...	60	...	13,110
No school years completed	2,880	1,380	600	150	...	...	...	...	...	...	...	...	...	...	750
Elementary: 1 to 4 years	34,650	14,280	12,570	4,140	870	270	60	...	...	...	...	...	30	...	2,430
5 to 7 years	66,720	33,900	21,930	4,800	1,770	390	180	60	30	...	...	...	...	...	3,660
8 years	27,630	14,820	8,610	1,470	420	360	...	...	30	...	...	...	30	...	1,890
High school: 1 to 3 years	48,750	29,010	14,070	1,950	600	240	60	...	...	60	...	...	...	...	2,760
4 years	2,490	1,140	750	240	30	30	...	...	30	30	...	...	...	...	240
College: 1 to 3 years	510	390	90	...	...	...	...	...	...	...	...	...	...	...	30
School years not reported	2,040	390	180	...	90	...	...	...	30	...	...	...	...	...	1,350
Median school years	7.4	7.8	7.2	6.3	6.7	...	...	...	...	...	...	...	...	...	7.2
18 and 19 years old	170,610	52,140	54,000	30,060	14,790	5,700	2,070	420	150	30	...	30	30	...	11,190
No school years completed	2,850	1,350	720	300	60	...	...	...	...	...	...	...	...	...	420
Elementary: 1 to 4 years	31,380	7,410	11,910	6,990	2,430	720	210	90	...	...	...	...	30	...	1,590
5 to 7 years	51,630	13,620	16,950	10,140	5,250	2,190	690	120	120	...	...	...	...	...	2,556
8 years	19,140	5,190	6,270	3,480	1,920	900	360	30	30	...	...	30	...	...	930
High School: 1 to 3 years	46,110	18,270	12,870	6,150	3,690	1,500	570	120	...	30	...	...	...	...	2,910
4 years	13,230	4,110	3,930	2,400	1,260	300	240	30	...	...	...	...	...	...	960
College: 1 to 3 years	3,600	1,650	1,050	480	120	30	...	30	...	...	...	...	...	...	240
4 yrs. or more	60	...	60	...	...	...	...	...	...	...	...	...	...	...	...
School years not reported	2,610	540	240	120	60	60	...	...	...	...	...	...	...	...	1,590
Median school years	7.9	8.7	7.5	7.3	7.8	7.9	...	...	...	...	...	...	...	...	8.3
20 and 21 years old	150,180	24,510	35,640	31,470	25,230	13,440	4,830	1,290	570	210	60	...	120	30	12,780
No school years completed	3,840	870	960	510	270	180	60	...	30	30	...	...	...	...	930
Elementary: 1 to 4 years	27,390	4,080	8,100	6,810	3,780	2,010	570	180	90	...	...	...	30	...	1,740
5 to 7 years	45,420	6,390	12,000	10,860	7,620	4,260	1,470	240	150	30	30	...	30	30	2,310
8 years	15,480	2,250	3,120	3,090	3,420	1,650	540	150	180	...	30	...	30	...	1,020
High school: 1 to 3 years	31,410	5,280	6,480	6,060	6,360	3,210	1,320	390	90	90	...	...	...	...	2,130
4 years	15,270	2,460	3,610	2,850	3,090	1,800	600	300	30	30	...	...	...	...	1,500
College: 1 to 3 years	7,050	2,640	2,040	960	510	180	210	30	...	...	...	...	30	...	450
4 yrs. or more	690	330	60	150	...	60	30	...	...	...	...	...	...	...	60
School years not reported	3,630	210	270	180	180	90	30	...	...	30	...	...	...	...	2,640
Median school years	7.8	8.4	7.2	7.3	8.3	8.1	8.6	...	...	...	...	...	...	...	8.1
22 to 24 years old	228,000	22,950	38,490	46,770	46,800	31,410	14,550	4,860	2,820	390	210	60	120	90	18,480
No school years completed	6,690	900	1,380	1,560	1,020	510	240	30	30	...	...	...	...	...	1,020
Elementary: 1 to 4 years	46,980	4,770	11,520	11,610	8,520	5,520	1,530	300	150	...	...	30	...	...	5,030
5 to 7 years	69,750	5,670	12,450	15,210	15,360	11,190	4,230	1,050	390	90	60	30	30	30	3,960
8 years	25,080	2,130	3,240	4,590	6,000	4,050	1,920	480	690	60	30	...	30	...	1,860
High school: 1 to 3 years	41,490	4,320	5,130	7,080	9,240	6,630	3,900	1,620	810	120	30	...	...	30	2,580
4 years	17,730	1,980	2,340	3,090	3,810	2,250	1,830	930	480	60	30	...	30	...	900
College: 1 to 3 years	11,400	2,400	1,500	2,760	1,950	780	600	330	150	30	60	...	...	30	810
4 yrs. or more	2,610	510	480	540	480	210	150	60	120	30	...	...	...	...	30
School years not reported	6,270	270	450	330	420	270	150	60	...	...	...	...	30	...	4,290
Median school years	7.5	8.0	6.5	7.0	7.7	7.6	8.6	10.0	...	...	...	...	...	...	7.3

Table 12.—INCOME IN 1949: PERSONS 14 YEARS OLD AND OVER, BY YEARS OF SCHOOL COMPLETED, AGE, COLOR, AND SEX, FOR THE UNITED STATES, BY REGIONS: 1950—Con.

[Based on 3⅓-percent sample. Percent not shown where less than 0.1 or where base is less than 3,000. Median not shown where less than 1.0 or where base is less than 3,000]

Area, age, color, sex, and years of school completed	Total	No income in 1949	$1 to $499	$500 to $999	$1000 to $1499	$1500 to $1999	$2000 to $2499	$2500 to $2999	$3000 to $3999	$4000 to $4999	$5000 to $5999	$6000 to $6999	$7000 to $9995	$10,000 or more	Income not reported
SOUTH—MALE—Con.															
Nonwhite—Con.															
25 to 29 years old.....	356,430	23,370	48,210	64,380	72,120	59,280	35,940	13,980	8,520	1,170	120	150	240	180	28,770
No school years completed..	12,180	1,470	3,000	2,550	1,980	930	480	90	120	30	...	...	...	...	1,530
Elementary: 1 to 4 years..	87,570	5,880	18,570	20,550	18,120	12,810	4,410	1,380	690	120	...	...	60	30	4,950
5 to 7 years..	110,100	6,510	15,390	21,000	24,180	19,860	11,070	3,630	1,830	210	60	60	30	90	6,180
8 years.....	35,760	2,340	3,480	5,670	7,980	6,930	4,650	1,710	900	30	...	...	60	...	2,010
High school: 1 to 3 years..	55,590	3,420	4,350	8,070	11,220	10,980	6,880	2,850	2,070	180	30	60	30	...	3,510
4 years.....	25,080	1,740	1,560	2,640	5,070	4,650	3,750	2,400	1,350	360	...	...	30	...	1,530
College: 1 to 3 years..	12,060	1,080	690	2,370	2,160	1,560	1,500	1,020	900	90	30	...	...	...	630
4 yrs. or more	7,020	540	480	930	1,050	840	1,020	840	630	150	...	30	30	30	450
School years not reported..	11,070	390	690	600	360	720	240	60	30	...	...	...	...	...	7,980
Median school years.....	7.0	6.9	5.4	6.3	7.0	7.3	8.4	9.2	10.0	...	...	...	...	...	6.9
30 to 34 years old.....	312,810	16,050	39,000	53,940	59,730	54,060	37,260	16,830	10,950	1,410	420	150	270	180	22,620
No school years completed..	13,650	1,740	2,580	3,060	2,400	1,320	480	240	120	...	...	...	...	...	1,710
Elementary: 1 to 4 years..	87,450	5,160	16,950	19,170	17,760	13,020	7,350	2,520	1,050	120	30	...	60	60	4,200
5 to 7 years..	99,300	4,440	12,540	18,900	20,670	19,890	10,980	4,050	2,400	330	30	...	60	...	5,010
8 years.....	29,310	1,380	2,580	4,410	5,610	6,030	4,710	2,460	990	30	...	...	30	...	1,080
High school: 1 to 3 years..	38,940	1,440	2,370	4,440	7,890	7,950	7,440	3,420	1,830	150	60	...	...	...	1,950
4 years.....	19,920	960	1,170	2,130	2,940	3,480	3,660	2,130	2,130	150	120	30	...	...	1,020
College: 1 to 3 years..	7,530	360	420	600	1,170	990	1,200	1,050	960	240	60	...	...	...	480
4 yrs. or more	6,600	180	90	450	840	810	1,170	840	1,350	330	90	90	90	60	210
School years not reported..	10,110	390	300	780	450	570	270	120	120	60	30	30	30	...	6,960
Median school years.....	6.5	5.6	5.0	5.7	6.4	6.9	7.9	8.6	10.4	...	...	...	...	...	6.1
35 to 44 years old.....	630,060	29,880	85,470	111,360	117,240	106,080	77,250	32,220	21,780	4,170	1,320	690	780	720	41,100
No school years completed..	37,860	3,150	7,770	8,580	6,750	4,050	2,490	1,050	480	120	60	...	30	...	3,330
Elementary: 1 to 4 years..	218,280	11,940	40,800	48,480	42,000	34,200	19,980	6,360	3,150	690	240	120	120	120	10,080
5 to 7 years..	196,860	8,070	24,000	35,070	42,150	36,960	26,280	9,150	5,670	660	90	150	270	210	8,130
8 years.....	54,720	1,980	5,550	7,590	9,690	11,730	9,120	4,350	2,220	240	90	30	60	30	2,040
High school: 1 to 3 yrs....	55,590	2,280	4,200	6,720	9,480	10,980	9,780	5,070	3,450	540	270	90	...	120	2,610
4 years.....	24,630	900	1,230	2,340	3,660	3,960	5,130	3,060	2,190	480	120	90	30	60	1,380
College: 1 to 3 years..	10,680	510	480	1,050	1,410	1,740	1,560	1,380	1,440	270	150	60	60	60	510
4 yrs. or more	11,730	210	330	450	510	1,050	2,070	1,590	2,970	1,170	300	150	210	120	600
School years not reported..	19,710	840	1,110	1,080	1,590	1,410	840	210	210	...	...	...	...	...	12,420
Median school years.....	5.7	4.8	4.4	4.8	5.6	6.1	6.8	7.8	8.7	11.1	...	...	...	...	5.3
45 to 54 years old.....	484,650	31,350	82,050	91,800	78,930	69,810	55,710	22,350	14,730	3,300	1,170	600	600	840	31,410
No school years completed..	49,950	4,920	11,460	11,250	7,740	5,550	3,900	1,110	750	60	...	30	...	30	3,150
Elementary: 1 to 4 years..	196,080	13,140	40,890	44,250	32,490	27,450	17,850	6,450	3,570	750	120	150	150	240	8,580
5 to 7 years..	135,480	7,800	20,070	23,550	24,570	22,200	18,780	7,590	4,020	660	240	180	210	90	5,580
8 years.....	35,580	1,950	4,140	6,210	5,370	5,880	6,120	2,460	1,710	150	90	...	...	60	1,440
High school: 1 to 3 years..	26,490	1,500	2,730	3,600	4,440	4,020	4,620	2,130	1,680	360	150	...	...	120	1,140
4 years.....	11,280	540	660	1,200	1,560	2,100	1,950	1,140	1,080	210	90	...	...	30	720
College: 1 to 3 years..	6,570	330	480	630	1,050	990	960	630	720	210	...	30	30	60	450
4 yrs. or more	6,960	240	360	270	780	600	870	630	960	840	480	210	180	180	360
School years not reported..	16,260	930	1,260	840	930	1,020	660	210	240	60	...	...	30	30	10,050
Median school years.....	4.8	4.1	3.8	4.1	4.8	5.2	5.9	6.4	7.2	9.0	...	...	...	...	4.5
55 to 64 years old.....	303,150	29,850	71,760	65,250	44,010	31,380	22,230	9,720	7,980	1,350	510	90	480	330	18,210
No school years completed..	43,500	6,030	12,360	10,530	5,430	3,480	1,980	570	510	60	60	30	...	30	2,430
Elementary: 1 to 4 years..	133,020	13,680	37,020	31,650	19,440	12,630	7,890	2,850	1,860	390	...	...	90	90	5,250
5 to 7 years..	71,880	6,150	15,450	14,550	11,610	9,570	6,780	3,030	2,010	180	120	30	120	60	2,220
8 years.....	18,330	1,200	3,150	3,510	2,820	2,250	2,250	1,080	840	60	...	...	30	30	1,110
High school: 1 to 3 years..	12,570	930	1,680	1,860	2,070	1,830	1,590	1,020	690	120	60	...	60	...	660
4 years.....	5,610	600	630	870	660	510	690	450	630	60	30	...	...	30	450
College: 1 to 3 years..	4,020	240	420	660	510	420	300	300	510	240	120	...	...	30	270
4 yrs. or more	4,050	240	180	390	630	300	450	300	750	210	120	30	150	60	240
School years not reported..	10,170	780	870	1,050	840	390	300	120	180	30	...	...	30	...	5,580
Median school years.....	4.1	3.5	3.5	3.7	4.3	4.8	5.5	6.4	7.3	...	...	...	...	...	4.0
65 to 74 years old.....	221,700	33,690	85,380	51,720	18,210	9,450	6,000	2,220	1,680	390	210	150	60	90	12,450
No school years completed..	47,790	7,890	19,170	12,330	3,300	1,170	630	330	90	60	...	30	...	...	2,790
Elementary: 1 to 4 years..	102,090	15,210	43,230	24,030	8,100	4,080	2,190	600	480	30	30	...	30	...	4,080
5 to 7 years..	38,910	6,360	13,920	9,030	3,150	2,070	1,680	630	420	90	60	30	...	...	1,470
8 years.....	10,530	1,320	3,870	2,160	1,350	540	480	240	90	...	...	...	...	30	450
High school: 1 to 3 years..	7,380	1,170	2,400	1,440	960	600	330	120	90	...	30	30	...	30	180
4 years.....	3,660	330	900	840	510	270	300	120	180	30	...	30	...	...	150
College: 1 to 3 years..	2,040	180	420	330	270	240	120	120	210	60	...	...	30	...	60
4 yrs. or more	2,370	240	210	540	420	270	150	30	120	120	90	30	...	30	120
School years not reported..	6,930	990	1,260	1,020	150	210	120	30	...	...	...	...	...	...	3,150
Median school years.....	3.3	3.2	3.1	3.2	3.8	4.4	5.2	...	...	...	...	...	...	...	2.8
75 years old and over....	88,320	17,910	41,490	17,490	3,090	1,110	660	180	180	60	...	...	...	...	6,150
No school years completed..	29,430	5,310	15,060	5,820	660	240	150	30	90	...	...	...	...	...	2,070
Elementary: 1 to 4 years..	36,510	8,340	17,100	7,650	900	420	210	90	60	30	...	...	...	...	1,710
5 to 7 years..	10,920	2,070	5,310	2,190	660	150	120	...	...	...	...	...	...	...	420
8 years.....	3,660	960	1,560	510	210	120	150	...	...	30	...	...	...	...	120
High school: 1 to 3 years..	2,130	330	840	570	210	60	...	...	...	...	...	...	...	...	120
4 years.....	1,110	330	450	120	120	30	...	...	...	...	...	...	...	...	60
College: 1 to 3 years..	1,050	180	210	360	150	30	30	30	30	...	...	...	...	...	30
4 yrs. or more	660	90	210	120	150	60	...	30	...	...	...	...	...	...	...
School years not reported..	2,850	300	750	150	30	...	...	...	...	...	...	...	...	...	1,620
Median school years.....	2.5	2.7	2.2	2.5	4.9	...	...	...	...	...	...	...	...	...	1.5

Table 12.—INCOME IN 1949: PERSONS 14 YEARS OLD AND OVER, BY YEARS OF SCHOOL COMPLETED, AGE, COLOR, AND SEX, FOR THE UNITED STATES, BY REGIONS: 1950—Con.

[Based on 3⅓-percent sample. Percent not shown where less than 0.1 or where base is less than 3,000. Median not shown where less than 1.0 or where base is less than 3,000]

Area, age, color, sex, and years of school completed	Total	No income in 1949	$1 to $499	$500 to $999	$1000 to $1499	$1500 to $1999	$2000 to $2499	$2500 to $2999	$3000 to $3999	$4000 to $4999	$5000 to $5999	$6000 to $6999	$7000 to $9999	$10,000 or more	Income not reported
SOUTH--FEMALE															
Total															
Total, 14 yrs. and over	17,145,540	9,452,600	2,658,450	1,351,290	841,140	671,470	518,040	282,960	248,220	66,540	29,310	14,760	17,880	22,620	970,260
Total, 14 to 24 yrs. old	4,222,440	2,482,280	669,460	264,240	178,050	166,000	99,240	37,770	16,710	2,490	1,260	690	960	930	282,360
Total, 25 yrs. and over	12,923,100	6,970,320	1,968,990	1,087,050	663,090	505,470	418,800	245,190	231,510	64,050	28,050	14,070	16,920	21,690	687,900
No school years completed	431,760	226,050	101,640	37,920	8,220	3,870	2,160	630	1,050	180	120	30	90	60	49,740
Elementary: 1 to 4 years	1,652,580	903,840	404,280	165,520	52,530	26,400	12,750	5,130	3,810	900	840	600	600	360	77,220
5 to 7 years	2,942,940	1,711,620	540,930	278,670	138,690	80,010	43,830	15,120	10,710	3,600	1,170	840	1,020	990	115,740
8 years	1,776,900	1,056,480	263,730	158,610	94,650	59,250	37,620	17,040	12,630	3,690	1,770	780	1,290	1,620	67,740
High school: 1 to 3 years	2,268,720	1,285,260	295,080	194,880	141,480	103,050	79,470	38,070	30,060	7,650	3,630	2,160	2,190	2,640	83,100
4 years	2,045,040	1,088,700	197,130	139,500	121,140	120,690	118,200	76,950	67,830	14,670	6,690	2,910	4,080	5,520	81,030
College: 1 to 3 years	906,690	417,180	95,970	65,970	64,350	63,090	58,050	38,490	42,420	12,150	5,370	2,850	3,180	5,610	32,010
4 yrs. or more	608,700	209,220	50,730	35,820	34,200	45,330	60,900	50,520	59,880	19,920	7,710	3,540	3,810	4,380	24,750
School years not reported	289,770	71,970	19,500	12,360	7,830	5,790	5,820	3,240	3,120	1,290	750	360	660	510	156,570
Median school years	8.7	8.6	7.6	8.4	9.7	11.3	12.3	12.6	12.8	13.2	12.9	12.8	12.7	12.9	8.3
Percent	100.0	100.0	100.0	100.0	100.0	100.0	100.0	100.0	100.0	100.0	100.0	100.0	100.0	100.0	100.0
No school years completed	3.3	3.2	5.2	3.5	1.2	0.8	0.5	0.3	0.5	0.3	0.4	0.2	0.5	0.3	7.2
Elementary: 1 to 4 years	12.8	13.0	20.5	15.0	7.9	5.2	3.0	2.1	1.6	1.4	3.0	4.3	3.5	1.7	11.2
5 to 7 years	22.8	24.6	27.5	25.5	20.9	15.8	10.5	6.2	4.6	5.6	4.2	6.0	5.0	4.6	16.6
8 years	13.7	15.2	13.4	14.6	14.3	11.7	9.0	7.0	5.5	5.8	6.3	5.5	7.6	7.5	9.8
High school: 1 to 3 years	17.6	18.4	15.0	17.9	21.3	20.4	19.0	15.5	13.0	11.9	12.9	15.4	12.9	12.2	12.1
4 years	15.8	15.6	10.0	12.8	18.3	23.9	28.2	31.4	29.3	22.9	25.9	20.7	24.1	25.4	11.8
College: 1 to 3 years	7.0	6.0	4.9	6.1	9.7	12.5	13.9	15.7	18.3	19.0	19.1	20.3	18.8	25.9	4.7
4 yrs. or more	4.7	3.0	2.6	3.3	5.2	8.6	14.5	20.6	25.9	31.1	27.5	25.2	22.5	20.2	3.6
School years not reported	2.2	1.0	1.0	1.1	1.2	1.1	1.4	1.3	1.3	2.0	2.7	2.6	3.9	2.4	22.8
14 and 15 years old	764,460	597,240	70,080	2,970	930	480	570	420	180	120	30	60	30	...	91,410
No school years completed	8,280	4,920	600	30	...	...	...	...	...	...	...	...	...	...	2,730
Elementary: 1 to 4 years	52,380	38,010	6,750	450	180	60	120	60	...	...	...	...	...	...	6,760
5 to 7 years	309,390	241,230	28,080	1,080	270	180	300	120	60	30	30	...	...	...	36,010
8 years	223,950	181,050	18,150	870	300	60	90	120	60	60	...	...	...	...	23,190
High school: 1 to 3 years	158,820	127,620	15,660	450	120	60	30	...	60	...	...	60	...	...	14,760
4 years	1,080	630	60	90	30	90	...	30	...	...	...	...	...	...	150
School years not reported	10,560	3,780	720	...	30	30	30	90	...	30	...	...	30	...	5,820
Median school years	8.0	8.1	7.9	...	...	...	...	...	...	...	...	...	...	...	7.6
16 and 17 years old	747,780	524,910	139,560	18,900	6,120	3,070	960	300	420	60	120	90	60	90	54,120
No school years completed	6,750	3,780	660	120	60	...	...	...	...	...	...	...	...	...	2,130
Elementary: 1 to 4 years	33,420	21,300	7,380	1,350	210	120	30	...	30	...	...	...	...	...	3,000
5 to 7 years	126,720	86,760	26,460	3,840	1,050	300	120	60	60	...	...	...	30	...	8,040
8 years	100,620	71,940	18,540	2,400	1,170	150	90	30	60	30	...	30	...	30	6,130
High school: 1 to 3 years	431,730	314,400	76,350	8,670	2,790	1,140	450	120	210	30	90	30	30	60	27,360
4 years	35,400	21,510	8,520	2,370	720	330	120	60	30	...	30	30	...	...	1,620
College: 1 to 3 years	3,030	1,950	780	30	30	...	60	30	30	...	...	...	...	...	120
School years not reported	10,110	3,270	870	120	90	30	90	...	...	...	...	...	...	...	5,640
Median school years	9.7	9.7	9.6	9.6	9.6	...	...	...	...	...	...	...	...	...	9.5
18 and 19 years old	766,650	400,460	175,200	68,490	36,120	34,480	7,980	2,040	1,080	270	210	150	...	90	40,080
No school years completed	6,780	3,960	570	300	60	...	60	...	...	...	...	...	...	...	1,770
Elementary: 1 to 4 years	32,760	19,080	7,800	2,160	540	330	90	...	60	...	30	...	...	...	2,670
5 to 7 years	108,120	66,570	24,810	7,140	3,030	1,230	360	120	120	30	...	...	...	30	4,560
8 years	75,480	44,700	16,050	6,780	3,570	1,290	480	60	60	...	...	...	...	...	2,490
High school: 1 to 3 years	260,460	154,320	56,850	18,150	11,190	5,970	2,040	330	330	60	...	90	...	...	11,130
4 years	209,520	76,130	50,340	28,830	15,690	24,040	4,560	1,320	390	120	150	30	...	30	7,990
College: 1 to 3 years	59,550	31,920	17,220	4,470	1,740	1,380	330	210	90	60	...	30	...	30	2,070
4 yrs. or more	1,470	660	360	150	60	120	30	...	...	...	...	...	...	...	90
School years not reported	12,570	3,120	1,200	510	240	120	30	...	30	...	30	...	...	...	7,290
Median school years	10.8	10.3	11.0	11.9	11.9	12.3	12.2	...	...	...	...	...	...	...	10.3
20 and 21 years old	763,860	365,520	135,330	72,780	58,410	52,920	27,780	7,620	2,850	600	180	150	390	270	39,060
No school years completed	8,460	4,860	900	300	30	30	...	...	...	...	...	...	...	30	2,310
Elementary: 1 to 4 years	36,570	21,330	8,100	2,670	810	750	210	30	30	...	...	...	...	...	2,640
5 to 7 years	112,200	64,680	24,450	9,360	5,190	2,520	1,110	210	90	90	60	30	30	...	4,380
8 years	72,690	41,790	13,110	6,960	3,810	2,730	900	330	210	30	...	30	...	30	2,760
High school: 1 to 3 years	192,480	104,700	32,850	17,550	13,590	9,810	4,710	1,260	600	30	90	60	90	...	7,140
4 years	217,470	79,950	30,180	23,490	25,500	29,040	15,840	4,410	1,140	180	...	...	180	30	7,530
College: 1 to 3 years	95,550	40,770	22,740	8,940	7,230	6,750	3,510	1,080	540	210	...	30	60	180	3,510
4 yrs. or more	14,400	4,950	1,860	2,940	1,560	840	1,260	270	150	30	30	...	30	...	450
School years not reported	14,040	2,490	1,140	570	690	450	240	30	90	30	...	...	...	...	8,310
Median school years	11.3	10.4	10.9	11.9	12.2	12.4	12.4	12.4	...	...	...	...	...	...	10.4
22 to 24 years old	1,179,690	594,150	169,350	101,100	76,470	76,050	61,950	27,390	12,180	1,440	720	240	480	480	57,690
No school years completed	14,250	8,400	1,890	270	180	60	60	30	60	30	...	...	30	...	3,240
Elementary: 1 to 4 years	67,590	39,840	14,940	5,250	2,040	780	510	210	60	60	...	...	30	...	3,870
5 to 7 years	185,430	112,920	35,220	15,570	7,140	4,320	1,860	690	150	180	30	...	30	30	7,290
8 years	116,130	70,950	17,700	10,260	6,690	3,900	1,770	600	270	30	...	...	...	...	3,960
High school: 1 to 3 years	291,630	161,100	44,400	26,250	18,840	15,000	9,690	3,990	1,590	240	270	...	30	60	10,170
4 years	323,790	146,640	35,820	26,280	25,380	32,220	27,480	13,500	4,560	480	180	150	210	150	10,740
College: 1 to 3 years	98,310	36,930	11,730	9,390	9,660	10,770	9,990	3,870	2,460	150	60	30	90	120	3,030
4 yrs. or more	60,000	13,020	6,270	7,170	5,820	8,430	9,870	4,140	2,880	210	120	30	60	120	1,860
School years not reported	22,560	4,350	1,380	660	720	570	720	360	150	60	60	30	...	...	13,500
Median school years	11.0	10.2	10.0	11.2	12.1	12.4	12.6	12.6	13.4	...	...	...	...	...	10.1

Table 12.—INCOME IN 1949: PERSONS 14 YEARS OLD AND OVER, BY YEARS OF SCHOOL COMPLETED, AGE, COLOR, AND SEX, FOR THE UNITED STATES, BY REGIONS: 1950—Con.

[Based on 3⅓-percent sample. Percent not shown where less than 0.1 or where base is less than 3,000. Median not shown where less than 1.0 or where base is less than 3,000]

Area, age, color, sex, and years of school completed	Total	No income in 1949	$1 to $499	$500 to $999	$1000 to $1499	$1500 to $1999	$2000 to $2499	$2500 to $2999	$3000 to $3999	$4000 to $4999	$5000 to $5999	$6000 to $6999	$7000 to $9999	$10,000 or more	Income not reported
SOUTH—FEMALE—Con.															
Total—Con.															
25 to 29 years old.....	1,963,980	1,091,310	253,410	149,370	107,700	93,900	86,400	48,450	28,080	4,770	1,470	600	900	1,140	96,480
No school years completed..	26,280	15,540	3,930	1,050	270	150	150	...	...	...	...	30	...	...	5,160
Elementary: 1 to 4 years..	137,700	82,560	29,700	9,900	3,990	1,950	1,020	630	120	120	...	...	30	30	7,650
5 to 7 years..	348,990	209,610	62,670	30,150	16,890	8,520	5,220	1,080	900	120	60	30	30	...	13,710
8 years.....	195,840	122,310	26,550	16,350	11,310	6,840	3,510	1,500	390	180	150	30	60	30	6,630
High school: 1 to 3 years..	447,180	262,770	58,380	37,920	26,760	20,340	14,850	6,660	2,970	540	300	150	120	240	15,180
4 years.....	514,140	279,450	47,100	35,520	29,520	34,380	35,760	20,370	11,610	1,260	300	120	300	270	18,180
College: 1 to 3 years..	159,360	75,630	15,000	11,070	11,670	11,760	12,390	8,940	5,640	1,020	360	60	180	240	5,400
4 yrs. or more	97,320	34,440	8,190	6,330	6,510	9,090	12,540	8,700	6,150	1,320	240	150	150	300	3,210
School years not reported..	37,170	9,000	1,890	1,080	780	870	960	570	300	210	60	30	30	30	21,360
Median school years.....	10.7	10.3	9.1	10.3	11.4	12.3	12.5	12.7	12.8	13.2	...	...	...	...	9.9
30 to 34 years old.....	1,795,950	1,020,960	220,470	131,340	98,490	81,480	66,000	37,380	32,160	5,970	2,580	1,170	1,320	1,410	95,220
No school years completed..	41,010	21,810	4,020	1,650	780	720	480	120	150	30	...	...	30	...	11,220
Elementary: 1 to 4 years..	143,340	81,630	30,180	12,480	6,150	2,970	1,290	540	450	60	210	30	60	...	7,290
5 to 7 years..	361,770	213,390	58,920	33,840	19,590	11,670	5,850	2,280	1,110	90	120	60	30	60	14,760
8 years.....	207,960	128,910	26,340	16,860	11,370	9,090	4,860	1,560	990	270	90	60	150	60	7,350
High school: 1 to 3 years..	380,790	226,830	46,020	29,790	24,150	18,270	13,170	5,220	3,810	660	90	120	180	240	12,240
4 years.....	396,960	230,160	34,140	22,530	21,720	23,130	21,900	14,520	10,710	1,710	660	240	360	270	14,910
College: 1 to 3 years..	130,740	69,960	10,560	8,010	8,130	7,680	8,370	5,160	5,970	1,200	450	390	180	360	4,320
4 yrs. or more	99,240	40,530	8,250	5,190	5,820	7,350	9,210	7,410	8,550	1,770	900	180	300	390	3,390
School years not reported..	34,140	7,740	2,040	990	780	600	870	570	420	180	60	90	30	30	19,740
Median school years.....	10.0	9.8	8.6	9.0	10.4	11.6	12.3	12.6	12.9	13.2	...	...	...	...	8.6
35 to 44 years old.....	3,284,910	1,778,490	424,800	257,040	192,300	152,760	129,420	73,800	73,620	18,450	7,680	3,810	3,600	3,990	165,150
No school years completed..	62,580	35,580	11,610	4,740	1,440	450	180	60	120	30	30	...	...	...	8,340
Elementary: 1 to 4 years..	344,760	191,550	74,220	34,650	14,340	7,920	3,750	1,440	750	240	120	120	90	30	15,540
5 to 7 years..	750,930	432,660	123,900	70,440	43,680	28,320	15,060	4,500	2,850	1,110	150	180	180	120	27,780
8 years.....	446,760	267,300	56,610	38,100	27,690	17,550	12,960	5,040	3,240	630	360	270	90	270	16,650
High school: 1 to 3 years..	639,180	361,110	71,970	50,520	44,640	33,180	27,240	12,750	9,420	2,100	1,020	660	450	390	23,670
4 years.....	535,470	287,910	46,680	32,400	32,070	32,130	31,260	22,200	22,590	3,960	1,890	690	810	1,050	19,830
College: 1 to 3 years..	252,960	121,350	23,100	15,060	17,370	19,470	17,010	10,350	13,320	4,110	1,290	660	780	900	8,190
4 yrs. or more	184,950	65,430	13,260	8,430	9,150	11,940	20,340	16,680	20,340	5,970	2,640	1,200	1,110	1,170	7,290
School years not reported..	67,380	15,600	3,450	2,700	1,920	1,800	1,620	780	990	300	180	30	90	60	37,860
Median school years.....	9.0	8.8	8.0	8.5	9.5	10.9	12.2	12.6	12.9	13.7	13.4	13.0	13.5	13.3	8.7
45 to 54 years old.....	2,457,360	1,326,300	334,980	207,150	150,440	99,210	81,420	51,840	55,260	16,470	7,500	3,640	4,800	5,610	152,540
No school years completed..	82,410	45,240	17,400	7,380	2,340	1,290	510	150	150	60	30	...	...	...	7,860
Elementary: 1 to 4 years..	352,290	194,700	75,840	37,350	13,920	7,050	3,660	1,290	1,290	210	300	90	150	120	16,380
5 to 7 years..	614,010	367,200	96,810	58,800	30,960	17,430	10,830	3,930	2,280	540	420	240	390	300	23,880
8 years.....	377,880	229,290	46,830	31,680	21,540	14,400	9,540	4,710	3,690	1,230	330	180	420	210	13,830
High school: 1 to 3 years..	396,540	221,760	44,790	33,270	25,140	19,050	15,240	8,700	8,160	2,070	810	660	780	660	15,450
4 years.....	282,840	141,660	23,640	18,510	17,070	17,160	17,130	12,750	13,560	3,480	1,710	810	1,080	1,320	12,960
College: 1 to 3 years..	177,360	77,640	18,210	12,480	12,090	13,530	11,460	7,980	9,960	2,730	1,650	810	780	1,830	6,210
4 yrs. or more	117,300	35,430	8,040	5,610	5,550	7,860	11,670	11,580	15,510	5,880	2,070	930	900	1,140	5,130
School years not reported..	56,730	13,380	3,420	2,070	1,830	1,440	1,380	750	660	270	180	120	300	30	30,900
Median school years.....	8.4	8.2	7.2	7.9	8.8	10.4	12.0	12.5	12.9	13.6	13.1	12.9	12.5	13.3	8.2
55 to 64 years old.....	1,702,290	975,300	256,770	135,420	77,550	48,990	37,290	23,610	28,560	11,250	4,830	2,520	3,600	4,770	91,830
No school years completed..	78,180	46,170	16,980	5,730	1,590	780	420	180	330	30	...	...	30	...	5,940
Elementary: 1 to 4 years..	302,460	184,590	65,430	24,570	8,790	4,080	1,980	930	660	210	90	180	210	120	12,630
5 to 7 years..	454,670	278,010	67,830	34,830	17,250	9,570	4,740	2,040	1,920	810	240	150	330	180	16,770
8 years.....	281,100	175,620	38,310	22,500	13,920	7,410	4,410	2,880	2,760	690	240	180	210	480	11,490
High school: 1 to 3 years..	230,250	133,500	30,750	20,670	12,060	8,100	6,030	3,120	3,810	1,530	780	300	420	630	8,550
4 years.....	165,090	82,620	17,880	12,690	11,010	7,980	8,400	5,010	6,270	2,190	1,200	510	780	1,230	7,320
College: 1 to 3 years..	105,060	43,950	12,750	8,700	8,220	6,690	5,700	4,590	4,980	2,070	930	540	570	1,170	4,200
4 yrs. or more	62,430	18,450	5,850	4,050	3,360	3,660	4,950	4,500	7,350	3,600	1,230	660	930	750	3,090
School years not reported..	43,050	12,390	3,000	1,680	1,350	720	660	360	480	120	120	...	120	210	21,840
Median school years.....	8.1	7.7	7.1	8.1	8.8	9.8	12.1	12.5	12.7	13.2	12.8	...	12.7	12.7	7.9
65 to 74 years old.....	1,191,090	549,750	323,580	138,000	42,150	22,770	13,920	7,770	10,470	5,430	2,760	1,470	1,800	3,180	68,040
No school years completed..	68,530	39,000	28,950	11,310	1,320	420	240	60	240	...	30	...	30	30	6,900
Elementary: 1 to 4 years..	255,780	119,280	87,690	29,490	3,840	1,980	750	210	360	30	30	90	30	30	11,970
5 to 7 years..	303,840	151,770	90,210	33,630	7,710	3,630	1,650	1,020	1,320	720	90	120	60	240	11,670
8 years.....	184,980	93,540	47,220	22,110	6,480	3,090	1,650	990	1,080	450	480	60	270	300	7,260
High school: 1 to 3 years..	128,880	59,940	31,260	15,930	6,570	3,240	2,430	1,140	1,350	540	420	240	120	360	5,340
4 years.....	105,750	46,710	19,680	11,910	6,900	4,560	2,850	1,620	2,460	1,560	600	270	480	870	5,280
College: 1 to 3 years..	57,630	21,030	10,140	6,960	5,370	3,090	2,370	1,200	1,950	870	570	300	480	720	2,580
4 yrs. or more	33,990	10,170	4,800	4,230	3,150	2,520	1,740	1,350	1,620	1,140	420	360	270	480	1,740
School years not reported..	31,710	8,310	3,630	2,430	810	240	240	180	90	120	120	30	60	150	15,300
Median school years.....	7.3	7.2	6.4	7.4	9.6	11.0	12.0	12.2	12.3	12.6	...	...	...	12.6	6.9
75 years old and over....	527,520	228,210	154,980	68,730	14,460	6,360	4,350	2,340	3,360	1,710	1,230	660	900	1,590	38,640
No school years completed..	52,770	22,710	18,750	6,060	480	60	180	60	60	30	30	...	...	30	4,320
Elementary: 1 to 4 years..	116,250	49,530	43,230	14,880	1,500	450	300	90	180	30	90	90	30	30	5,880
5 to 7 years..	128,730	58,980	40,590	16,980	2,610	870	480	270	330	210	90	60	...	90	7,170
8 years.....	82,380	39,510	21,870	11,010	2,340	870	690	360	480	240	120	...	90	270	4,530
High school: 1 to 3 years..	45,960	19,350	11,910	6,780	2,160	870	510	480	540	210	210	30	120	120	2,670
4 years.....	44,790	20,190	8,010	5,940	2,850	1,350	900	480	630	510	330	270	270	510	2,550
College: 1 to 3 years..	23,580	7,620	6,210	3,690	1,500	870	750	270	600	150	120	90	210	390	1,110
4 yrs. or more	13,470	4,770	2,340	1,980	660	900	450	300	360	240	210	60	150	150	900
School years not reported..	19,590	5,550	2,070	1,410	360	120	90	30	180	90	30	60	30	...	9,570
Median school years.....	7.0	7.0	6.1	7.2	9.2	12.0	11.8	...	12.0	...	...	...	...	...	6.8

Table 12.—INCOME IN 1949: PERSONS 14 YEARS OLD AND OVER, BY YEARS OF SCHOOL COMPLETED, AGE, COLOR, AND SEX, FOR THE UNITED STATES, BY REGIONS: 1950—Con.

[Based on 3⅓-percent sample. Percent not shown where less than 0.1 or where base is less than 3,000. Median not shown where less than 1.0 or where base is less than 3,000]

Area, age, color, sex, and years of school completed	Total	No income in 1949	$1 to $499	$500 to $999	$1,000 to $1,499	$1,500 to $1,999	$2,000 to $2,499	$2,500 to $2,999	$3,000 to $3,999	$4,000 to $4,999	$5,000 to $5,999	$6,000 to $6,999	$7,000 to $9,999	$10,000 or more	Income not reported
SOUTH—FEMALE															
Nonwhite															
Total, 14 yrs. and over..	3,650,850	1,693,590	990,150	448,230	161,070	64,920	37,080	20,640	13,830	3,030	1,320	870	1,110	810	214,200
Total, 14 to 24 yrs. old..	1,008,000	582,600	249,000	68,220	21,060	8,340	4,260	1,620	930	390	210	120	240	90	70,920
Total, 25 yrs. and over..	2,642,850	1,110,990	741,150	380,010	140,010	56,580	32,820	19,020	12,900	2,640	1,110	750	870	720	143,280
No school years completed..	183,480	77,310	63,570	22,020	3,240	900	390	120	210	90	60	...	30	...	15,540
Elementary: 1 to 4 years...	745,140	329,520	250,560	96,630	23,460	7,110	2,790	930	660	180	240	240	210	60	32,550
5 to 7 years...	846,120	378,450	243,810	125,400	43,290	14,460	5,670	1,530	930	360	120	150	300	...	31,650
8 years.....	257,820	108,810	69,120	43,470	16,440	5,790	3,210	990	570	30	90	60	30	150	9,060
High school: 1 to 3 years...	296,010	121,770	70,020	51,720	24,540	8,610	4,290	1,890	1,230	210	30	90	150	60	11,400
4 years.....	133,440	53,520	24,510	21,930	12,720	6,180	3,990	3,510	1,170	150	60	...	60	120	5,520
College: 1 to 3 years...	64,830	19,860	9,210	10,050	9,600	5,400	3,360	2,820	2,070	210	60	30	...	210	1,950
4 yrs. or more..	58,290	10,500	4,560	4,680	5,190	7,560	8,910	7,050	5,970	1,350	360	150	30	60	1,920
School years not reported..	57,720	11,250	5,790	4,110	1,530	570	210	180	90	60	90	30	60	60	35,690
Median school years.....	6.3	6.1	5.7	6.7	7.9	9.0	12.0	13.5	15.4	...	...	...	...	...	5.6
Percent.....	100.0	100.0	100.0	100.0	100.0	100.0	100.0	100.0	100.0	...	...	...	...	...	100.0
No school years completed..	6.9	7.0	8.6	5.8	2.3	1.6	1.2	0.6	1.6	...	...	...	...	...	10.8
Elementary: 1 to 4 years...	28.2	29.7	33.8	25.4	16.8	12.6	8.5	4.9	5.1	...	...	...	...	...	22.7
5 to 7 years...	32.0	34.1	32.9	33.0	30.9	25.6	17.3	8.0	7.2	...	...	...	...	...	22.1
8 years.....	9.8	9.8	9.3	11.4	11.7	10.2	9.8	5.2	4.4	...	...	...	...	...	6.3
High school: 1 to 3 years...	11.2	11.0	9.4	13.6	17.5	15.2	13.1	9.9	9.5	...	...	...	...	...	8.0
4 years.....	5.0	4.8	3.3	5.8	9.1	10.9	12.2	18.5	9.1	...	...	...	...	...	3.9
College: 1 to 3 years...	2.5	1.8	1.2	2.6	6.9	9.5	10.2	14.8	16.0	...	...	...	...	...	1.4
4 yrs. or more..	2.2	0.9	0.6	1.2	3.7	13.4	27.1	37.1	46.5	...	...	...	...	...	1.3
School years not reported..	2.2	1.0	0.8	1.1	1.1	1.0	0.6	0.9	0.7	...	...	...	...	...	23.5
14 and 15 years old.....	191,550	138,870	28,920	690	180	90	60	30	60	30	30	...	30	...	22,560
No school years completed..	2,370	1,410	210	...	...	...	...	...	...	...	...	...	...	...	750
Elementary: 1 to 4 years...	25,980	18,060	4,380	150	30	30	60	30	...	...	...	...	...	...	3,240
5 to 7 years...	96,360	69,630	15,750	300	60	...	...	...	30	30	30	...	...	...	10,530
8 years.....	37,920	28,890	4,980	120	90	30	...	...	...	...	...	...	...	...	3,810
High school: 1 to 3 years...	26,760	20,310	3,450	120	...	30	...	...	30	...	...	...	...	...	2,820
4 years.....	180	120	30	...	...	...	...	...	...	...	...	...	...	...	30
School years not reported..	1,980	450	120	...	...	...	...	...	...	...	...	...	30	...	1,380
Median school years.....	7.1	7.1	6.9	...	...	...	...	...	...	...	...	...	...	...	6.9
16 and 17 years old.....	189,390	126,750	44,040	3,840	840	210	90	...	90	...	60	...	30	...	13,440
No school years completed..	1,710	1,110	150	30	...	...	...	...	...	...	...	...	...	...	420
Elementary: 1 to 4 years...	15,030	8,850	4,410	480	60	...	...	...	...	...	...	...	...	...	1,230
5 to 7 years...	53,130	33,060	15,120	1,440	120	90	...	...	30	...	...	...	...	...	3,270
8 years.....	31,530	21,060	7,530	540	180	90	...	...	30	...	...	...	...	...	2,100
High school: 1 to 3 years...	79,020	57,300	15,150	1,260	360	30	60	...	30	...	30	...	30	...	4,770
4 years.....	5,730	3,900	1,350	90	90	...	...	...	...	...	30	...	...	...	270
College: 1 to 3 years...	900	630	210	...	...	...	...	...	...	...	...	...	...	...	60
School years not reported..	2,340	840	120	...	30	...	30	...	...	...	...	...	...	...	1,320
Median school years.....	8.8	8.9	8.3	7.9	...	...	...	...	...	...	...	...	...	...	8.5
18 and 19 years old.....	185,910	103,830	55,260	12,120	2,310	810	300	150	90	...	...	30	...	...	11,010
No school years completed..	1,920	1,080	300	60	60	...	...	...	...	...	...	...	...	...	420
Elementary: 1 to 4 years..	14,490	7,770	4,710	810	90	60	...	...	30	...	...	...	...	...	1,020
5 to 7 years...	45,510	25,470	14,670	2,850	390	60	30	...	30	...	...	...	...	...	2,010
8 years.....	22,590	12,090	7,110	2,070	360	90	60	...	...	...	...	...	...	...	810
High school: 1 to 3 years...	66,300	36,360	18,810	4,080	1,020	330	120	30	...	...	...	30	...	...	5,360
4 years.....	25,070	12,150	6,990	1,920	360	180	90	60	30	...	...	...	...	...	1,290
College: 1 to 3 years...	8,820	5,670	2,370	270	30	60	...	60	...	...	...	...	...	...	360
4 yrs. or more..	270	150	60	...	...	30	...	...	...	...	...	...	...	...	30
School years not reported..	2,940	870	240	120	...	...	...	...	...	...	...	...	...	...	1,710
Median school years.....	9.3	9.4	9.1	9.2	...	...	...	...	...	...	...	...	...	...	9.3
20 and 21 years old.....	176,550	88,890	50,310	18,240	5,880	1,800	690	180	210	30	30	90	60	30	10,110
No school years completed..	3,060	1,770	510	150	...	...	...	...	...	...	...	...	...	...	630
Elementary: 1 to 4 years...	17,220	8,550	5,550	1,380	210	210	...	...	...	...	...	...	...	...	1,320
5 to 7 years...	44,370	22,110	14,160	4,470	1,320	210	150	...	30	30	30	30	30	...	1,600
8 years.....	21,090	10,140	6,210	2,910	600	240	60	30	...	...	...	30	...	...	870
High school: 1 to 3 years...	47,790	25,200	13,560	4,740	1,620	600	120	30	120	...	...	30	...	...	1,770
4 years.....	25,410	12,060	6,630	3,240	1,530	480	150	90	30	...	...	...	30	30	1,140
College: 1 to 3 years...	12,840	7,530	3,180	900	420	60	...	30	...	...	...	...	...	...	720
4 yrs. or more..	1,740	840	240	270	120	...	180	...	30	...	...	...	...	...	60
School years not reported..	3,030	690	270	180	60	...	30	...	...	...	...	...	...	...	1,800
Median school years.....	9.1	9.2	8.8	9.1	10.4	...	...	...	...	...	...	...	...	...	8.5
22 to 24 years old.....	264,600	124,260	70,470	33,330	11,850	5,430	3,120	1,260	480	330	90	...	120	60	13,800
No school years completed..	4,260	2,280	930	90	30	30	...	...	...	...	...	...	...	...	900
Elementary: 1 to 4 years...	32,880	15,900	10,920	3,120	630	180	150	30	30	30	...	...	30	...	1,860
5 to 7 years...	75,360	38,340	21,480	8,610	2,400	780	210	...	30	90	30	...	30	30	3,390
8 years.....	30,570	14,550	8,490	4,530	1,290	510	150	30	90	...	...	...	...	...	930
High school: 1 to 3 years...	61,980	29,850	16,590	8,670	3,240	960	360	90	...	90	30	...	30	...	2,070
4 years.....	33,990	14,820	8,040	5,400	1,980	1,170	630	540	90	30	...	...	30	...	1,260
College: 1 to 3 years...	13,110	5,670	2,850	1,680	1,200	540	390	300	60	30	30	...	...	...	360
4 yrs. or more..	7,860	1,650	900	1,110	870	1,260	1,230	270	180	30	...	...	...	30	330
School years not reported..	4,590	1,200	330	120	210	...	...	...	...	30	...	...	...	...	2,700
Median school years.....	8.6	8.3	8.2	9.1	10.4	12.2	13.5	...	...	...	...	...	...	...	7.5

Table 12.—INCOME IN 1949: PERSONS 14 YEARS OLD AND OVER, BY YEARS OF SCHOOL COMPLETED, AGE, COLOR, AND SEX, FOR THE UNITED STATES, BY REGIONS: 1950—Con.

[Based on 3⅓-percent sample. Percent not shown where less than 0.1 or where base is less than 3,000. Median not shown where less than 1.0 or where base is less than 3,000]

Area, age, color, sex, and years of school completed	Total	No income in 1949	$1 to $499	$500 to $999	$1,000 to $1,499	$1,500 to $1,999	$2,000 to $2,499	$2,500 to $2,999	$3,000 to $3,999	$4,000 to $4,999	$5,000 to $5,999	$6,000 to $6,999	$7,000 to $9,999	$10,000 or more	Income not reported
SOUTH—FEMALE—Con.															
Nonwhite—Con.															
25 to 29 years old.....	418,920	183,150	107,520	58,470	24,540	9,750	6,360	3,690	1,350	240	180	30	120	90	23,430
No school years completed..	8,940	4,380	2,400	750	150	30	...	...	...	...	...	...	...	...	1,230
Elementary: 1 to 4 years...	66,810	31,890	22,080	6,750	1,980	450	240	120	...	60	...	...	30	...	3,210
5 to 7 years...	133,170	62,610	38,520	17,520	6,420	1,500	990	120	90	60	60	...	30	...	5,250
8 years.....	45,540	20,010	11,820	8,070	2,700	780	300	30	...	...	30	...	...	...	1,800
High school: 1 to 3 years...	84,150	37,320	20,160	14,010	5,790	2,190	840	330	180	60	...	...	60	30	3,180
4 years.....	43,050	17,220	8,790	7,350	3,720	1,560	1,200	1,110	150	...	...	...	...	...	1,950
College: 1 to 3 years...	15,900	5,970	1,950	2,190	2,250	990	780	780	360	...	...	...	...	30	600
4 yrs.or more..	12,480	2,010	1,170	1,320	1,440	2,160	1,980	1,170	540	60	30	30	...	...	570
School years not reported..	8,880	1,740	630	510	90	90	30	30	30	...	60	...	...	30	5,640
Median school years.....	7.9	7.6	7.3	8.5	9.5	11.6	12.7	13.5	...	...	...	...	...	...	7.5
30 to 34 years old.....	363,870	151,260	91,380	55,710	24,360	10,590	5,760	3,480	2,310	390	180	30	90	30	18,300
No school years completed..	7,710	3,810	1,890	900	60	90	30	...	...	30	...	...	...	...	900
Elementary: 1 to 4 years...	68,700	29,940	22,260	8,670	3,360	870	390	90	60	30	30	...	...	...	3,000
5 to 7 years...	127,950	57,060	35,820	19,470	7,170	2,490	1,080	270	...	30	30	...	30	...	4,500
8 years.....	43,140	18,510	10,440	7,920	2,880	1,020	510	150	90	...	60	...	30	...	1,530
High school: 1 to 3 years...	59,010	23,820	13,860	11,190	4,950	1,680	810	510	210	30	...	...	...	...	1,950
4 years.....	27,000	10,920	4,260	4,530	2,910	1,500	660	720	270	...	...	...	30	30	1,170
College: 1 to 3 years...	11,550	3,780	1,440	1,890	1,740	1,170	420	480	330	60	...	30	...	...	210
4 yrs.or more..	11,490	2,130	660	840	1,080	1,770	1,860	1,230	1,350	180	30	...	...	...	360
School years not reported..	7,320	1,290	750	300	210	...	...	30	...	30	30	...	...	...	4,680
Median school years.....	7.4	7.2	6.8	7.8	8.5	10.5	12.1	13.0	...	...	...	...	...	...	6.9
35 to 44 years old.....	710,280	286,830	182,490	111,630	48,600	19,590	11,160	6,540	4,680	930	360	240	90	210	36,930
No school years completed..	25,320	11,280	7,410	3,120	570	180	30	30	...	...	30	...	...	...	2,670
Elementary: 1 to 4 years...	177,420	77,520	55,260	25,470	7,260	2,430	960	180	180	30	...	60	...	30	8,040
5 to 7 years...	257,970	111,300	70,650	41,790	16,410	5,700	1,680	390	540	150	...	60	90	...	9,210
8 years.....	80,610	32,520	20,610	14,070	6,510	2,340	1,140	360	150	30	...	60	...	90	2,730
High school: 1 to 3 years...	84,840	31,980	18,600	15,930	9,090	2,910	1,620	600	450	30	...	...	...	30	3,600
4 years.....	33,690	12,810	5,460	5,790	3,720	1,800	1,230	1,050	390	60	60	...	...	30	1,290
College: 1 to 3 years...	18,330	4,380	2,310	3,180	3,120	1,740	1,260	1,020	690	120	60	...	...	...	450
4 yrs.or more..	18,300	2,850	1,170	1,050	1,410	2,190	3,180	2,910	2,250	480	210	60	...	30	510
School years not reported..	13,800	2,190	1,020	1,230	510	300	60	...	30	30	...	...	...	...	8,430
Median school years.....	6.7	6.4	6.2	6.9	8.0	8.6	12.1	14.9	15.7	...	...	...	...	...	6.2
45 to 54 years old.....	522,120	214,710	146,070	79,830	27,750	10,680	6,210	3,480	2,940	660	390	270	300	180	28,650
No school years completed..	37,350	15,690	12,240	4,500	1,290	330	60	60	60	30	30	...	...	...	3,060
Elementary: 1 to 4 years...	172,440	74,850	55,230	25,080	6,600	1,920	690	300	180	30	210	60	90	...	7,200
5 to 7 years...	174,270	75,240	49,770	28,530	8,850	3,000	1,290	420	180	30	30	60	90	...	6,780
8 years.....	48,210	19,050	13,470	8,550	2,940	1,260	900	240	150	...	...	...	...	30	1,620
High school: 1 to 3 years...	40,650	16,470	8,940	7,230	3,570	1,290	780	270	270	60	30	90	30	...	1,620
4 years.....	16,590	6,600	2,670	2,730	1,710	780	510	540	330	60	...	...	30	30	600
College: 1 to 3 years...	10,530	2,730	1,890	1,530	1,620	1,080	570	270	510	...	...	...	...	90	300
4 yrs.or more..	9,870	1,890	660	780	690	960	1,380	1,320	1,260	450	90	30	...	30	330
School years not reported..	12,210	2,190	1,200	900	480	120	30	60	...	...	...	30	60	...	7,140
Median school years.....	5.8	5.6	5.3	6.0	6.9	8.0	9.6	12.8	...	...	...	...	...	...	5.2
55 to 64 years old.....	296,430	140,640	85,770	34,440	9,630	4,440	2,550	1,470	1,110	330	...	90	210	90	15,660
No school years completed..	31,320	14,820	10,680	2,850	420	150	90	...	90	...	...	...	30	...	2,190
Elementary: 1 to 4 years...	117,450	56,640	38,190	13,560	2,730	960	360	210	120	30	...	60	60	...	4,530
5 to 7 years...	84,840	42,720	22,770	10,590	3,120	1,530	630	270	30	60	...	...	60	...	3,060
8 years.....	23,490	10,950	6,510	3,000	1,110	360	330	150	150	...	...	...	...	30	900
High school: 1 to 3 years...	15,990	7,650	4,230	2,130	690	420	150	90	90	30	...	...	60	...	450
4 years.....	6,900	3,270	1,350	840	420	300	300	90	30	...	...	...	...	30	270
College: 1 to 3 years...	5,430	1,890	780	840	660	390	210	240	150	30	...	...	...	...	240
4 yrs.or more..	3,810	900	450	270	330	300	420	360	450	180	...	30	...	...	120
School years not reported..	7,200	1,800	810	360	150	30	60	60	...	...	...	...	...	30	3,900
Median school years.....	4.9	4.9	4.3	5.2	6.5	7.1	...	...	...	...	...	...	...	...	4.3
65 to 74 years old.....	240,750	100,050	92,010	28,350	4,170	1,230	540	300	330	60	...	60	60	30	13,560
No school years completed..	45,810	17,610	17,970	6,270	570	60	120	...	30	...	...	...	...	...	3,180
Elementary: 1 to 4 years...	103,920	43,950	41,010	12,270	1,320	390	90	30	120	...	...	30	30	30	4,650
5 to 7 years...	54,300	24,150	21,000	5,790	990	210	...	60	30	30	...	30	...	...	2,010
8 years.....	12,780	5,790	4,860	1,410	240	30	...	60	30	...	...	...	...	...	360
High school: 1 to 3 years...	9,330	3,600	3,570	1,020	360	120	90	90	30	...	...	...	...	...	450
4 years.....	4,950	2,130	1,740	510	150	180	30	...	...	30	...	...	...	...	180
College: 1 to 3 years...	2,190	810	570	270	210	90	90	...	30	...	...	...	...	...	120
4 yrs.or more..	1,800	570	330	300	240	120	90	60	60	...	...	...	30	...	...
School years not reported..	5,670	1,440	960	510	90	30	30	...	...	...	...	...	...	...	2,610
Median school years.....	3.8	3.9	3.7	3.5	5.5	...	...	...	...	...	...	...	...	...	3.0
75 years old and over....	90,480	34,350	35,910	11,580	960	300	240	60	180	30	...	30	...	90	6,750
No school years completed..	27,030	9,720	10,980	3,630	180	60	60	30	30	30	...	...	...	...	2,310
Elementary: 1 to 4 years...	38,400	14,730	16,530	4,830	210	90	60	...	...	...	30	...	...	...	1,920
5 to 7 years...	13,620	5,370	5,280	1,710	330	30	...	...	60	...	...	...	...	...	840
8 years.....	4,050	1,980	1,410	450	60	...	30	...	...	...	...	...	...	...	120
High school: 1 to 3 years...	2,040	930	660	210	90	...	...	...	...	...	...	...	...	...	150
4 years.....	1,260	570	240	180	90	60	60	...	...	...	...	...	...	...	60
College: 1 to 3 years...	900	300	270	150	...	...	30	30	...	...	...	...	...	90	30
4 yrs.or more..	540	150	120	120	...	60	...	...	60	...	...	...	...	...	30
School years not reported..	2,640	600	420	300	...	...	...	...	30	...	...	...	...	...	1,290
Median school years.....	2.8	2.9	2.6	2.7	...	...	...	...	...	...	...	...	...	...	1.9

Table 13.—MEDIAN INCOME IN 1949: PERSONS 14 YEARS OLD AND OVER WITH INCOME, BY YEARS OF SCHOOL COMPLETED, AGE, COLOR, AND SEX, FOR THE UNITED STATES, BY REGIONS: 1950

[Based on 3⅓-percent sample. Median not shown where base is less than 3,000]

Area, color, sex, and years of school completed	Total, 25 years old and over	14 to 17 years old	18 and 19 years old	20 and 21 years old	22 to 24 years old	25 to 29 years old	30 to 34 years old	35 to 44 years old	45 to 54 years old	55 to 64 years old	65 to 74 years old	75 years old and over
UNITED STATES												
Male, total	$2,699	$311	$721	$1,316	$1,917	$2,538	$2,968	$3,085	$2,980	$2,553	$1,379	$757
No school years completed	1,108	345	485	679	848	1,016	1,133	1,267	1,465	1,736	827	491
Elementary: 1 to 4 years	1,365	327	543	826	1,027	1,281	1,453	1,562	1,741	1,727	846	569
5 to 7 years	2,035	305	703	1,055	1,409	1,763	2,039	2,252	2,371	2,172	1,164	690
8 years	2,533	305	861	1,364	1,840	2,255	2,557	2,803	2,912	2,601	1,505	800
High school: 1 to 3 years	2,917	308	727	1,471	2,145	2,573	2,922	3,178	3,209	2,927	1,771	947
4 years	3,285	411	767	1,617	2,309	2,892	3,308	3,523	3,687	3,436	2,262	1,217
College: 1 to 3 years	3,522	341	461	786	1,413	2,764	3,591	3,962	4,099	3,601	2,362	1,328
4 years or more	4,407	...	...	854	1,526	2,928	4,227	5,142	5,549	5,142	3,597	1,892
School years not reported	2,329	988	755	1,351	1,691	2,186	2,633	2,794	2,698	2,389	1,321	727
Male, nonwhite	1,486	308	548	949	1,271	1,542	1,708	1,703	1,615	1,255	667	440
No school years completed	782	361	409	500	824	882	1,000	1,085	1,038	834	531	389
Elementary: 1 to 4 years	1,031	314	478	722	869	1,069	1,201	1,254	1,238	947	570	423
5 to 7 years	1,489	301	572	842	1,154	1,390	1,516	1,615	1,665	1,410	747	499
8 years	1,851	307	587	1,062	1,386	1,678	1,885	1,842	2,048	1,803	916	614
High school: 1 to 3 years	1,982	308	567	1,126	1,503	1,816	2,034	2,127	2,111	1,911	968	563
4 years	2,245	375	603	1,215	1,699	2,123	2,306	2,371	2,336	2,179	1,419	...
College: 1 to 3 years	2,255	...	449	585	1,155	1,845	2,453	2,490	2,417	2,116	1,405	...
4 years or more	2,633	...	...	...	1,239	1,969	2,615	3,048	3,100	2,676	1,533	...
School years not reported	1,365	446	567	958	1,227	1,380	1,560	1,592	1,606	1,294	610	417
Female, total	1,089	301	618	1,164	1,378	1,334	1,285	1,357	1,310	1,011	619	574
No school years completed	518	296	446	418	438	456	599	536	693	692	452	419
Elementary: 1 to 4 years	547	306	411	464	492	486	594	650	707	616	440	449
5 to 7 years	725	292	418	490	583	671	775	900	882	765	494	491
8 years	909	297	592	839	924	959	1,067	1,193	1,171	942	599	566
High school: 1 to 3 years	1,086	295	485	973	995	1,037	1,123	1,266	1,275	1,036	682	639
4 years	1,564	399	782	1,527	1,661	1,626	1,587	1,719	1,799	1,472	876	789
College: 1 to 3 years	1,660	310	390	684	1,580	1,677	1,723	1,775	1,869	1,607	1,051	827
4 years or more	2,321	...	572	854	1,724	2,098	2,207	2,470	2,668	2,591	1,499	1,092
School years not reported	1,084	402	522	1,154	1,434	1,436	1,410	1,403	1,464	1,161	687	649
Female, nonwhite	640	279	351	467	626	715	767	746	638	492	395	390
No school years completed	386	269	342	323	326	373	426	417	419	365	371	365
Elementary: 1 to 4 years	428	274	307	359	373	397	451	467	462	415	373	363
5 to 7 years	555	272	316	362	440	494	575	626	599	514	396	416
8 years	734	276	371	472	610	683	780	807	745	687	445	457
High school: 1 to 3 years	807	289	354	461	612	740	841	893	824	632	478	567
4 years	1,093	312	404	727	929	1,020	1,180	1,196	1,112	966	481	708
College: 1 to 3 years	1,247	...	318	467	909	1,276	1,292	1,343	1,214	972	667	...
4 years or more	2,103	...	...	...	1,547	1,835	2,109	2,334	2,258	2,092	944	...
School years not reported	714	438	425	482	857	740	764	879	756	554	450	500
NORTH AND WEST												
Male, total	2,940	313	765	1,439	2,097	2,724	3,172	3,322	3,231	2,790	1,618	821
No school years completed	1,781	418	600	825	1,194	1,648	1,854	2,079	2,296	2,270	1,155	648
Elementary: 1 to 4 years	1,980	360	786	1,202	1,630	1,990	2,279	2,369	2,433	2,255	1,070	681
5 to 7 years	2,340	298	860	1,279	1,711	2,111	2,407	2,635	2,692	2,456	1,369	742
8 years	2,657	306	967	1,470	2,015	2,386	2,696	2,933	3,027	2,704	1,611	817
High School: 1 to 3 years	3,050	309	753	1,619	2,257	2,689	3,039	3,295	3,324	3,066	1,905	983
4 years	3,327	423	787	1,728	2,368	2,936	3,345	3,554	3,720	3,486	2,341	1,259
College: 1 to 3 years	3,564	325	478	791	1,424	2,818	3,614	3,991	4,161	3,654	2,427	1,340
4 years or more	4,454	...	...	803	1,512	2,930	4,234	5,172	5,595	5,214	3,622	1,900
School years not reported	2,521	1,350	804	1,409	1,833	2,409	2,850	2,988	2,883	2,608	1,481	762
Male, nonwhite	2,188	334	738	1,293	1,775	2,116	2,303	2,329	2,260	2,064	1,150	716
No school years completed	1,304	...	...	....	....	1,389	1,643	1,734	1,677	1,394	807	583
Elementary: 1 to 4 years	1,910	286	...	1,000	1,395	1,901	2,107	2,140	2,073	1,791	995	664
5 to 7 years	2,114	320	821	1,299	1,642	2,007	2,141	2,214	2,202	2,102	1,150	786
8 years	2,198	353	782	1,219	1,771	2,033	2,213	2,285	2,329	2,174	1,241	852
High school: 1 to 3 years	2,287	336	746	1,367	1,808	2,129	2,330	2,425	2,383	2,259	1,402	...
4 years	2,444	...	697	1,410	2,041	2,327	2,524	2,579	2,532	2,298	1,864	...
College: 1 to 3 years	2,542	...	518	708	1,407	2,137	2,662	2,778	2,760	2,417	...	...
4 years or more	2,911	...	...	....	....	2,120	2,841	3,275	3,309	2,941	...	...
School years not reported	2,002	875	...	1,375	1,469	1,722	1,925	2,139	2,169	2,029	821	...
Female, total	1,248	306	691	1,313	1,539	1,509	1,450	1,534	1,486	1,150	699	637
No school years completed	770	301	457	563	864	1,065	969	1,103	1,150	934	580	557
Elementary: 1 to 4 years	792	347	683	857	1,108	1,164	1,201	1,175	1,100	862	570	571
5 to 7 years	868	306	632	784	907	1,019	1,071	1,204	1,111	883	596	565
8 years	965	303	755	1,006	1,105	1,101	1,195	1,318	1,265	993	635	590
High school: 1 to 3 years	1,181	297	560	1,118	1,120	1,159	1,222	1,366	1,374	1,134	730	673
4 years	1,627	415	798	1,584	1,717	1,674	1,626	1,768	1,837	1,514	892	796
College: 1 to 3 years	1,724	313	396	690	1,635	1,726	1,777	1,836	1,980	1,682	1,076	882
4 years or more	2,396	...	750	794	1,740	2,150	2,302	2,561	2,762	2,703	1,591	1,162
School years not reported	1,199	461	603	1,469	1,606	1,542	1,681	1,563	1,708	1,342	745	679
Female, nonwhite	1,066	328	470	850	1,040	1,158	1,227	1,201	1,051	852	672	620
No school years completed	638	...	...	...	...	456	536	676	798	643	601	576
Elementary: 1 to 4 years	839	281	...	...	738	1,034	1,110	988	958	763	648	602
5 to 7 years	968	345	429	682	877	1,059	1,090	1,113	997	807	682	602
8 years	1,052	299	575	755	1,042	1,075	1,145	1,145	1,031	950	685	642
High school: 1 to 3 years	1,086	328	466	816	877	1,024	1,154	1,179	1,055	843	785	...
4 years	1,340	368	491	984	1,285	1,329	1,406	1,406	1,310	1,164	704	...
College: 1 to 3 years	1,453	...	379	779	1,186	1,483	1,514	1,608	1,478	897	...	...
4 years or more	2,210	...	...	...	1,609	2,035	2,235	2,528	2,231	2,250	...	...
School years not reported	1,065	625	...	...	1,583	1,050	1,250	1,303	1,025	1,375	556	...

Table 13.—MEDIAN INCOME IN 1949: PERSONS 14 YEARS OLD AND OVER WITH INCOME, BY YEARS OF SCHOOL COMPLETED, AGE, COLOR, AND SEX, FOR THE UNITED STATES, BY REGIONS: 1950—Con.

[Based on 3⅓-percent sample. Median not shown where base is less than 3,000]

Area, sex, color, and years of school completed	Total, 25 years old and over	14 to 17 years old	18 and 19 years old	20 and 21 years old	22 to 24 years old	25 to 29 years old	30 to 34 years old	35 to 44 years old	45 to 54 years old	55 to 64 years old	65 to 74 years old	75 years old and over
SOUTH												
Male, total	$2,031	$310	$646	$1,122	$1,546	$2,090	$2,363	$2,324	$2,152	$1,718	$887	$546
No school years completed	777	309	453	629	757	849	964	1,034	977	852	526	393
Elementary: 1 to 4 years	1,023	321	502	746	914	1,131	1,249	1,278	1,217	989	604	423
5 to 7 years	1,591	309	632	940	1,279	1,555	1,731	1,818	1,793	1,474	839	523
8 years	2,032	305	759	1,192	1,516	1,925	2,123	2,248	2,287	1,948	1,099	680
High school: 1 to 3 years	2,498	303	679	1,284	1,849	2,289	2,591	2,750	2,750	2,361	1,396	828
4 years	3,079	387	707	1,359	2,094	2,703	3,151	3,369	3,518	3,161	1,954	1,052
College: 1 to 3 years	3,382	...	421	773	1,383	2,599	3,512	3,865	3,913	3,443	2,203	1,296
4 years or more	4,251	...	...	961	1,561	2,924	4,203	5,029	5,364	4,864	3,526	1,868
School years not reported	1,949	470	633	1,308	1,577	1,881	2,364	2,350	2,294	1,793	955	601
Male, nonwhite	1,150	303	497	831	1,086	1,274	1,369	1,353	1,255	927	523	387
No school years completed	703	317	...	559	822	812	912	962	921	745	484	366
Elementary: 1 to 4 years	908	315	470	697	848	982	1,082	1,105	1,031	815	479	387
5 to 7 years	1,258	300	558	793	1,078	1,255	1,326	1,371	1,355	1,076	690	397
8 years	1,452	296	534	983	1,226	1,411	1,568	1,607	1,532	1,259	618	415
High school: 1 to 3 years	1,599	296	484	955	1,275	1,551	1,693	1,725	1,644	1,471	714	...
4 years	1,801	...	531	1,052	1,262	1,676	1,892	1,998	1,879	1,618	911	...
College: 1 to 3 years	1,791	...	407	485	970	1,490	2,069	2,048	1,871	1,696	...	...
4 years or more	2,394	...	...	...	...	1,830	2,391	2,830	2,738	2,317	...	...
School years not reported	1,069	364	...	833	1,089	1,083	1,333	1,325	1,290	993	566	...
Female, total	805	292	465	804	968	951	955	978	897	725	443	420
No school years completed	384	292	434	358	345	355	496	402	421	384	368	343
Elementary: 1 to 4 years	415	296	353	389	400	400	451	464	466	415	355	352
5 to 7 years	530	285	372	441	463	503	617	652	625	530	389	385
8 years	697	288	441	569	642	711	782	885	824	693	446	436
High school: 1 to 3 years	898	289	418	713	801	846	917	1,052	1,032	823	517	504
4 years	1,417	365	715	1,222	1,416	1,434	1,444	1,542	1,642	1,318	808	754
College: 1 to 3 years	1,519	308	371	662	1,416	1,561	1,600	1,659	1,647	1,426	994	665
4 years or more	2,191	...	...	946	1,696	1,984	2,057	2,328	2,485	2,356	1,319	894
School years not reported	950	340	450	921	1,219	1,279	1,192	1,211	1,201	920	586	559
Female, nonwhite	468	272	322	385	449	494	552	548	477	408	345	344
No school years completed	356	271	...	324	290	347	397	384	380	335	348	342
Elementary: 1 to 4 years	382	274	303	331	346	359	402	416	409	368	337	329
5 to 7 years	447	267	307	361	393	424	463	486	463	429	335	351
8 years	510	272	341	406	444	503	570	574	518	447	341	346
High school: 1 to 3 years	610	277	324	384	453	559	623	689	662	466	370	...
4 years	789	288	344	460	585	714	853	874	871	696	379	...
College: 1 to 3 years	1,117	...	294	361	705	1,117	1,129	1,202	1,102	1,023	...	...
4 years or more	2,053	...	...	...	1,524	1,736	2,040	2,259	2,286	2,054	...	...
School years not reported	573	344	...	500	563	618	450	732	633	463	422	...