

SEX DISTRIBUTION.

In considering the classification of the Indian population according to sex, it should be noted that there is possibly a material margin of error. It may be that omissions of persons of the one sex have been more frequent than of persons of the other sex. Moreover, in the case of persons of mixed blood it is possible that more of one sex than of the other were reported as whites or Negroes instead of as Indians. Finally, there may be less accuracy in the case of one sex than of the other with respect to the reports as to the mixture of Indian blood with white or Negro blood, or as to the mixture of tribes in the case of full-blood Indians. The possibility of such errors should be borne in mind in comparing the sex ratios.

Comparative statistics.—Table 23 presents a comparison of the sex distribution of the Indians in the United States and Alaska in 1910, 1900, and 1890.

| Table 23 AREA AND CENSUS YEAR. | INDIAN POPULATION. | | |
|-----------------------------------|--------------------|---------|-----------------------|
| | Male. | Female. | Males to 100 females. |
| UNITED STATES. | | | |
| 1910..... | 135,133 | 130,550 | 103.5 |
| 1900..... | 119,484 | 117,712 | 101.5 |
| 1890..... | 125,719 | 122,534 | 102.6 |
| ALASKA. | | | |
| 1910..... | 12,995 | 12,336 | 105.3 |
| 1900..... | 15,048 | 14,483 | 103.9 |
| 1890..... | 12,996 | 12,353 | 105.2 |

Of the 265,683 Indians reported in the United States in 1910, 135,133, or 50.9 per cent, were males, and 130,550, or 49.1 per cent, females. The number of males to 100 females was 103.5. In Alaska the number of males in 1910 was 12,995 and of females 12,336, the ratio of males to 100 females being 105.3.

In 1910 the ratio of males to females among the Indians (103.5 to 100) was not as great as in the total population of the United States (106). Among the native whites of native parentage the number of males to 100 females was 104 and among the foreign-born whites 129.2, but among the Negroes only 98.9.

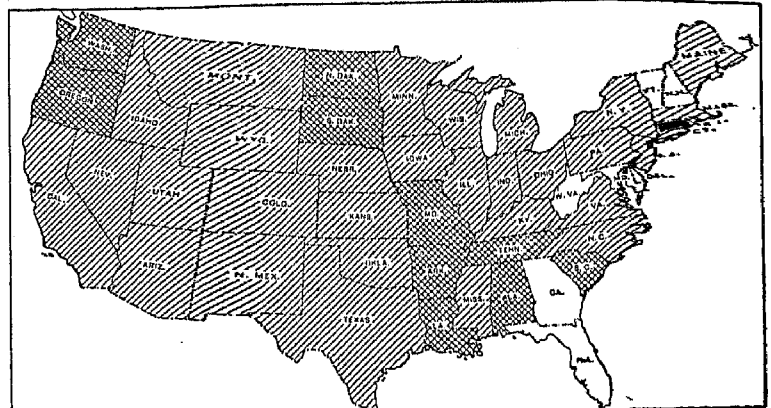
It appears from Table 23 that among the Indians the males were in excess at each enumeration both in the United States and in Alaska, and that the excess of males was greatest in 1910. According to the Office of Indian Affairs, the number of males to 100 females among the Indians was 94.7 in 1886 and 98.6 in 1885. The change to a preponderance of males may be due in part to the discontinuance of the formerly constant

wars which reduced the proportion of males, but it may also be attributable in part to differences in the accuracy of the returns.

The sex distribution of Indians, as reported, varies in the different states, as shown by Table 24 (p. 44). The tendency toward an increased proportion of males in 1910, as compared with 1890, is manifest in 16 of the 22 states given in the table. The tendency has been in the opposite direction in 6 states, of which 4—California, Washington, Nevada, and New Mexico—are in the West; 1, Oklahoma, is in the Southwest; and 1, New York, is in the East.

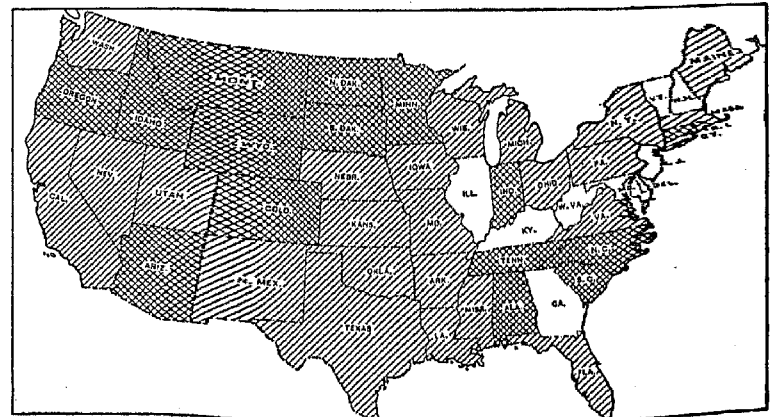
The excess of males or females in the Indian population for 1910 and 1890 is also shown graphically, by states, in the maps below.

EXCESS OF MALES OR FEMALES IN THE INDIAN POPULATION: 1910.



Excess of males.
 Excess of females.
 Number identical.
 Less than 100 Indians in state.

EXCESS OF MALES OR FEMALES IN THE INDIAN POPULATION: 1890.



Excess of males.
 Excess of females.
 Less than 100 Indians in state.

| STATE. | MALES TO 100 FEMALES IN THE INDIAN POPULATION. | | |
|--------------------------|--|-------|-------|
| | 1910 | 1900 | 1890 |
| United States..... | 103.5 | 101.5 | 102.6 |
| Arizona..... | 106.4 | 104.8 | 99.1 |
| California..... | 104.3 | 100.9 | 105.5 |
| Colorado..... | 120.5 | 110.7 | 89.8 |
| Idaho..... | 102.7 | 93.0 | 96.2 |
| Kansas..... | 132.8 | 131.5 | 132.3 |
| Michigan..... | 111.7 | 110.9 | 108.4 |
| Minnesota..... | 102.3 | 100.0 | 90.8 |
| Mississippi..... | 114.9 | 105.9 | 105.2 |
| Montana..... | 100.4 | 99.5 | 94.5 |
| Nebraska..... | 103.0 | 105.1 | 102.1 |
| Nevada..... | 101.0 | 106.7 | 111.0 |
| New Mexico..... | 102.6 | 108.1 | 107.2 |
| New York..... | 103.5 | 105.8 | 110.0 |
| North Carolina..... | 102.0 | 100.4 | 96.1 |
| North Dakota..... | 98.8 | 98.0 | 95.6 |
| Oklahoma..... | 101.5 | 98.5 | 106.9 |
| Oregon..... | 99.1 | 93.2 | 89.3 |
| South Dakota..... | 99.4 | 94.1 | 94.7 |
| Utah..... | 115.4 | 106.5 | 115.1 |
| Washington..... | 99.6 | 97.7 | 102.2 |
| Wisconsin..... | 106.5 | 106.7 | 106.4 |
| Wyoming..... | 104.7 | 103.9 | 96.6 |
| Total for 22 states..... | 103.1 | 101.0 | 102.3 |
| All other states..... | 114.6 | 122.3 | 111.8 |

¹ If Indians in Haskell Institute (326 males; 265 females) are excluded, the ratio is 136.1. Similar exclusions for 1900 and 1890 can not be made.

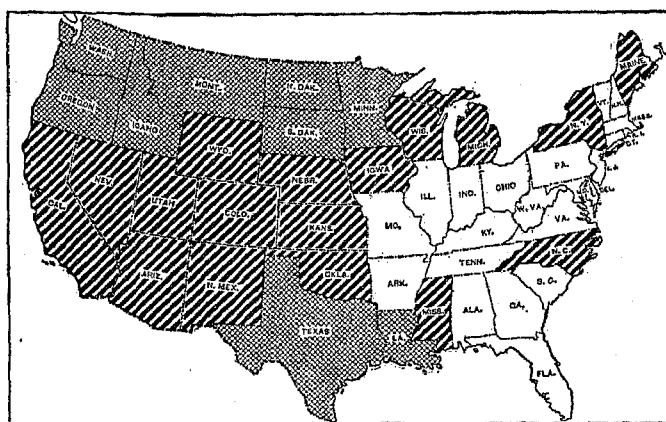
Full-blood and mixed-blood Indians.—The number of males and females in the Indian population, classified according to the different mixtures of blood, is given in Table 25.

Table 26 (p. 45) gives a statement, by divisions and states, of the number of Indians in 1910 distributed according to sex, with the number of full-bloods and mixed-bloods as far as reported.

| MIXTURE OF BLOOD. | INDIAN POPULATION: 1910. | | |
|--|--------------------------|---------|---------|
| | Total | Male. | Female. |
| UNITED STATES..... | 265,683 | 135,133 | 130,550 |
| Full blood..... | 150,953 | 75,667 | 74,386 |
| Full tribal..... | 139,289 | 70,068 | 69,221 |
| Mixed tribal..... | 10,251 | 5,353 | 4,898 |
| Two tribes..... | 8,924 | 4,684 | 4,240 |
| Three or more tribes..... | 1,327 | 689 | 658 |
| Tribal blood of one parent unknown..... | 513 | 246 | 267 |
| Mixed blood..... | 93,423 | 48,157 | 45,266 |
| White and Indian..... | 88,030 | 45,348 | 42,682 |
| Less than half white..... | 18,169 | 9,458 | 8,711 |
| Half white, half Indian..... | 24,353 | 12,644 | 11,709 |
| More than half white..... | 43,937 | 22,427 | 21,510 |
| Unknown proportions, including "Mexi- can" mixture..... | 1,571 | 819 | 752 |
| Negro and Indian..... | 2,255 | 1,222 | 1,033 |
| Less than half Negro..... | 717 | 396 | 321 |
| Half Negro, half Indian..... | 729 | 396 | 333 |
| More than half Negro..... | 780 | 415 | 365 |
| Unknown proportions..... | 29 | 15 | 14 |
| Negro, white, and Indian..... | 1,793 | 912 | 881 |
| Either white or Negro and Indian..... | 464 | 239 | 225 |
| Other races and Indian..... | 80 | 37 | 43 |
| Polynesian..... | 42 | 19 | 23 |
| Chinese..... | 35 | 18 | 17 |
| Filipino..... | 3 | 1 | 2 |
| Mixture unknown..... | 801 | 399 | 402 |
| Blood not reported: | | | |
| On special Indian schedule..... | 3,661 | 1,830 | 1,831 |
| On general population schedule..... | 18,546 | 9,479 | 9,067 |
| ALASKA..... | 25,331 | 12,905 | 12,336 |
| Full blood..... | 21,444 | 11,049 | 10,395 |
| Mixed blood..... | 3,887 | 1,946 | 1,941 |
| White and Indian..... | 3,843 | 1,927 | 1,916 |
| Other races and Indian..... | 43 | 18 | 25 |
| Chinese..... | 9 | 4 | 5 |
| Japanese..... | 34 | 14 | 20 |
| Mixture unknown..... | 1 | 1 | 1 |

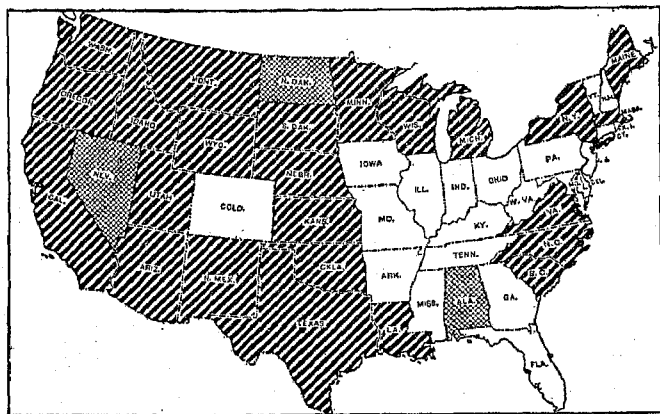
bloods. As the number of mixed-bloods in Alaska was comparatively small, however, no reliable conclusions can be based on the sex distribution among them.

EXCESS OF MALES OR FEMALES AMONG INDIANS OF FULL BLOOD: 1910.



Diagonal lines: Excess of males. Cross-hatching: Excess of females. White: Less than 100 full-blood Indians in state.

EXCESS OF MALES OR FEMALES AMONG INDIANS OF MIXED BLOOD: 1910.



Diagonal lines: Excess of males. Cross-hatching: Excess of females. White: Less than 100 Indians of mixed blood in state.

Table 27

| CLASS. | INDIAN POPULATION: 1910. | | | | | |
|-------------------------|--------------------------|---------|-----------------------|---------|---------|-----------------------|
| | United States. | | | Alaska. | | |
| | Male. | Female. | Males to 100 females. | Male. | Female. | Males to 100 females. |
| Total..... | 135,133 | 130,550 | 103.5 | 12,095 | 12,336 | 105.3 |
| Full blood..... | 75,667 | 74,386 | 101.7 | 11,049 | 10,395 | 106.2 |
| Mixed blood..... | 48,157 | 45,266 | 106.4 | 1,046 | 1,941 | 100.3 |
| Blood not reported..... | 11,309 | 10,898 | 103.8 | | | |

The greater preponderance of males shown among the mixed-bloods than among the full-bloods in the United States is probably due in part to the tendency to report as white, Indian women of mixed blood who are married to white men. This theory is supported by a study of the sex distribution of 23,464 children under 5 years of age, presented in Table 28.

Table 28 shows that in the case of children under 5 years of age the excess of males was somewhat greater among full-bloods than among mixed-bloods.

Table 28

| CLASS. | INDIAN CHILDREN UNDER 5 YEARS OF AGE: 1910. | | |
|------------------|---|---------|-----------------------|
| | Male. | Female. | Males to 100 females. |
| Total..... | 11,905 | 11,559 | 103.0 |
| Full blood..... | 5,728 | 5,526 | 103.7 |
| Mixed blood..... | 6,177 | 6,033 | 102.4 |

Table 29, derived from Table 26, gives for the 22 selected states the number of males to 100 females among full-bloods and mixed-bloods. This table shows that among the Indians of full blood the males were reported as in excess in all of the states in the table except 7, namely, Washington, Oregon, Idaho, Montana, North Dakota, South Dakota, and Minnesota; these 7 states form a continuous area in the north-western part of the United States. Among the Indians of mixed blood males were in excess in every state except Nevada and North Dakota. The proportion of males to 100 females was greater among the mixed-bloods than among the full-bloods in the majority of the states for which both ratios are shown.

The excess of males or females among Indians of full blood and mixed blood is also shown graphically in the maps on this page.

Table 29

| STATE. | MALES TO 100 FEMALES IN THE INDIAN POPULATION: 1910. | |
|--------------------------|--|----------------------|
| | Full blood. | Mixed blood. |
| United States..... | 101.7 | 106.4 |
| Arizona..... | 105.7 | 147.9 |
| California..... | 101.2 | 114.8 |
| Colorado..... | 105.7 | 105.7 ⁽¹⁾ |
| Idaho..... | 99.2 | 110.0 |
| Kansas..... | 170.2 | 131.5 |
| Michigan..... | 108.6 | 115.7 |
| Minnesota..... | 98.0 | 106.0 |
| Mississippi..... | 115.4 | 115.4 ⁽¹⁾ |
| Montana..... | 93.0 | 111.0 |
| Nebraska..... | 101.6 | 105.0 |
| Nevada..... | 100.2 | 98.4 |
| New Mexico..... | 102.8 | 102.8 ⁽¹⁾ |
| New York..... | 102.1 | 107.6 |
| North Carolina..... | 106.2 | 101.2 |
| North Dakota..... | 98.3 | 97.4 |
| Oklahoma..... | 100.2 | 103.5 |
| Oregon..... | 91.2 | 114.1 |
| South Dakota..... | 96.3 | 107.0 |
| Utah..... | 115.0 | 115.0 ⁽¹⁾ |
| Washington..... | 94.6 | 111.6 |
| Wisconsin..... | 101.0 | 113.1 |
| Wyoming..... | 106.3 | 101.4 |
| Total for 22 states..... | 101.3 | 106.2 |
| All other states..... | 130.9 | 113.0 |

¹ Ratio not shown, the number of females being less than 100.

² Exclusive of Indians in Haskell Institute, who are included in the total for "All other states."

The number of Indians in each stock and tribe in the United States and Alaska in 1910 is distributed in detail according to purity of blood, sex, and age in Tables 51 (p. 123) and 52 (p. 154). Table 30 shows the number of males to 100 females in each principal stock and tribe, and for certain tribes in each principal state, for the total number of Indians, and for those of full blood and mixed blood separately.

SEX DISTRIBUTION.

MALES TO 100 FEMALES, BY PURITY OF BLOOD, FOR EACH PRINCIPAL STOCK, TRIBE, AND STATE: 1910—Continued.

[This table shows each stock and tribe having 100 or more females in 1910. Ratio not shown where number of females is less than 100.]

| STOCK, TRIBE, AND STATE. | INDIANS REPORTED ON SPECIAL SCHEDULE: 1910. | | | | | | | | | STOCK, TRIBE, AND STATE. | INDIANS REPORTED ON SPECIAL SCHEDULE: 1910. | | | | | | | | |
|-------------------------------|---|---------|-----------------------|-------------|---------|-----------------------|--------------|---------|-----------------------|------------------------------|---|---------|-----------------------|-------------|---------|-----------------------|--------------|---------|-----------------------|
| | Total. ¹ | | | Full blood. | | | Mixed blood. | | | | Total. ¹ | | | Full blood. | | | Mixed blood. | | |
| | Male. | Female. | Males to 100 females. | Male. | Female. | Males to 100 females. | Male. | Female. | Males to 100 females. | | Male. | Female. | Males to 100 females. | Male. | Female. | Males to 100 females. | Male. | Female. | Males to 100 females. |
| ALASKA. | | | | | | | | | | | | | | | | | | | |
| ATHAPASKAN STOCK | 2,009 | 1,907 | 105.3 | 1,875 | 1,767 | 106.1 | 134 | 140 | 95.7 | ESKIMAUAN STOCK—Con. | | | | | | | | | |
| Ahtena..... | 161 | 136 | 118.4 | 158 | 135 | 117.0 | 3 | 1 | | Yuit..... | 149 | 143 | 104.2 | 148 | 142 | 104.2 | 1 | 1 | |
| Knialakhotana..... | 380 | 317 | 119.9 | 364 | 308 | 118.2 | 16 | 9 | | Southern Eskimo..... | 1,899 | 1,751 | 108.5 | 1,645 | 1,541 | 106.7 | 254 | 210 | 121.0 |
| Kutchin..... | 188 | 171 | 109.9 | 184 | 165 | 111.5 | 4 | 6 | | Haidan Stock | 281 | 249 | 112.9 | 201 | 176 | 114.2 | 80 | 73 | |
| Tenankutchin..... | 216 | 199 | 108.5 | 204 | 192 | 106.3 | 12 | 7 | | Haida..... | 281 | 249 | 112.9 | 201 | 176 | 114.2 | 80 | 73 | |
| ESKIMAUAN STOCK | 7,310 | 6,777 | 107.9 | 6,666 | 6,193 | 107.6 | 644 | 584 | 110.3 | Tlingit Stock | 2,223 | 2,203 | 100.9 | 1,945 | 1,945 | 100.0 | 278 | 258 | 107.8 |
| Aleut..... | 758 | 693 | 109.4 | 523 | 476 | 109.9 | 235 | 217 | 108.3 | Auk..... | 143 | 124 | 115.3 | 132 | 110 | 120.0 | 11 | 14 | |
| Chnagmiut..... | 180 | 146 | 123.3 | 165 | 134 | 123.1 | 15 | 12 | | Chilkat..... | 350 | 340 | 102.9 | 318 | 311 | 102.2 | 32 | 29 | |
| Ikogmiut..... | 374 | 408 | 91.7 | 366 | 402 | 91.0 | 8 | 6 | | Hanya..... | 114 | 100 | 114.0 | 101 | 91 | | 13 | 9 | |
| Kaviagmiut..... | 120 | 118 | 101.7 | 109 | 100 | 109.0 | 11 | 18 | | Huna..... | 303 | 322 | 94.1 | 286 | 304 | 94.1 | 17 | 18 | |
| Kinugumiut..... | 330 | 264 | 125.0 | 322 | 254 | 126.8 | 8 | 10 | | Hutsnuwu..... | 268 | 268 | 100.0 | 247 | 251 | 98.4 | 21 | 17 | |
| Kowagmiut..... | 301 | 260 | 115.8 | 293 | 253 | 115.8 | 8 | 7 | | Kake..... | 123 | 159 | 102.5 | 141 | 135 | 104.4 | 22 | 24 | |
| Kuskovakmiut..... | 212 | 158 | 134.2 | 206 | 155 | 132.9 | 6 | 3 | | Sika..... | 265 | 313 | 84.2 | 243 | 279 | 88.9 | 47 | 34 | |
| Kuskvovagmiut..... | 741 | 739 | 100.3 | 723 | 724 | 99.9 | 18 | 15 | | Yakutat..... | 143 | 164 | 87.2 | 131 | 145 | 90.3 | 12 | 19 | |
| Magamiut..... | 176 | 200 | 88.0 | 176 | 200 | 88.0 | | | | Tsimshian Stock | 384 | 345 | 111.3 | 333 | 282 | 118.1 | 51 | 63 | |
| Malemuit..... | 292 | 271 | 107.7 | 282 | 264 | 106.8 | 10 | 7 | | Tsimshian..... | 384 | 345 | 111.3 | 333 | 282 | 118.1 | 51 | 63 | |
| Nunatogmiut..... | 158 | 127 | 124.4 | 153 | 124 | 123.4 | 5 | 3 | | | | | | | | | | | |
| Nunivagmiut..... | 161 | 140 | 115.0 | 160 | 139 | 115.1 | 1 | 1 | | | | | | | | | | | |
| Selawigmiut..... | 140 | 118 | 118.6 | 140 | 118 | 118.6 | | | | | | | | | | | | | |
| Tikoramuit..... | 159 | 161 | 98.8 | 153 | 147 | 104.1 | 6 | 14 | | | | | | | | | | | |
| Unaligmiut..... | 221 | 220 | 100.5 | 211 | 210 | 100.5 | 10 | 10 | | | | | | | | | | | |

¹ Totals include Indians for whom the blood was not reported.

Of the principal stocks in the United States, as given in Table 30, there are nine in which there was an excess of females in 1910. These stocks, with the ratios of males to 100 females, are Shahaptian, 90.4; Kiowan, 90.8; Lutuamian, 91.8; Shastan, 92.2; Cad-doan, 94.7; Miwok, 94.7; Wailatpuan, 94.7; Yurok, 95.9; Croatan group, 98.7. For each of the other principal stocks the males exceeded the females in 1910, the largest ratios of males to each 100 females shown being 116.5 and 116.3 for the Wintun and Yuman, respectively. For some of the larger stocks as a whole, but with considerable variations for the respective tribes and particular states under certain tribes, the ratios were as follows: Algonquian, 105.2; Iroquoian, 105.2; Shoshonean, 104.8; Muskogean, 101.8; Athapaskan, 101.6; and Siouan, 100.9.

The ratio of males to 100 females in the principal stocks and tribes is in general less for the full-bloods than for the mixed-bloods, the most notable exception being the Indians of Iroquoian stock, for whom the ratio for full-bloods was slightly larger than that for the mixed-bloods—106, as compared with 105.2 males to 100 females.

In Alaska there was in each principal stock an excess of males in 1910, the lowest ratio of males to each 100 females being 100.9, for the Tlingit stock, and the highest 112.9, for the Haidan stock; for the Eskimauan stock the ratio was 107.9, and for the Athapaskan stock it was 105.3.

White and Indian mixed-bloods.—Table 31 shows for 1910 the reported number of males to 100 females

among white and Indian mixed-bloods, by degree of mixture.

| DEGREE OF MIXTURE. | Males to 100 females among white and Indian mixed-bloods: 1910. |
|--|---|
| All white and Indian mixed-bloods..... | 106.2 |
| Less than half white..... | 108.6 |
| Half white, half Indian..... | 108.9 |
| More than half white..... | 104.3 |

The figures apparently indicate that the excess of males decreases with the increase in the amount of white blood, but since the division by degree of mixture is only approximately accurate no reliable conclusion can be drawn from these proportions.

Full-tribal and mixed-tribal Indians.—The number of males to 100 females is shown in Table 32 for Indians of full-tribal and mixed-tribal blood.

| DEGREE OF TRIBAL MIXTURE. | Males to 100 females among full-blood Indians: 1910. |
|---|--|
| Total full-blood Indians..... | 101.7 |
| Full-tribal blood..... | 101.2 |
| Mixed-tribal blood..... | 109.3 |
| Two tribes..... | 110.5 |
| Three or more tribes..... | 101.7 |
| Tribal blood of one parent unknown..... | 92.1 |

From this table appears a predominance of males considerably greater among Indians of mixed-tribal

INDIANS IN THE UNITED STATES.

blood than among those of full-tribal blood. Of those of mixed-tribal blood, however, the Indians representing a mixture of only two tribes show a considerably greater preponderance of males than those representing a mixture of more than two tribes. These differences may be in part due to errors in classification.

Table 33 gives, for the 22 selected states, the number of males to 100 females for Indians of full-tribal and mixed-tribal blood. The excess of males or females among Indians of full-tribal and mixed-tribal blood is also shown graphically, by states, in the maps on this page.

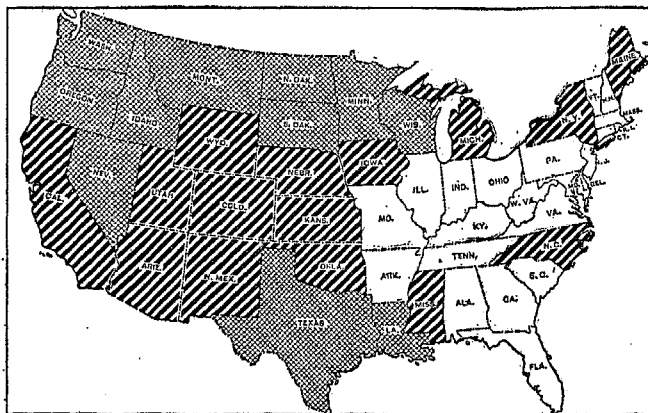
| STATE. | INDIANS OF FULL-TRIBAL BLOOD. | | | INDIANS OF MIXED-TRIBAL BLOOD. | | |
|---------------------------|-------------------------------|---------|-----------------------|--------------------------------|---------|-----------------------|
| | Male. | Female. | Males to 100 females. | Male. | Female. | Males to 100 females. |
| United States.... | 70,008 | 69,221 | 101.2 | 5,353 | 4,898 | 109.3 |
| Arizona..... | 13,627 | 12,892 | 105.7 | 290 | 273 | 106.2 |
| California..... | 4,841 | 4,792 | 101.0 | 402 | 389 | 103.3 |
| Colorado..... | 361 | 342 | 105.6 | 8 | 7 | (2) |
| Idaho..... | 1,321 | 1,355 | 97.5 | 99 | 77 | (2) |
| Kansas ¹ | 256 | 155 | 165.2 | 65 | 36 | (2) |
| Michigan..... | 1,648 | 1,525 | 108.1 | 188 | 161 | 116.8 |
| Minnesota..... | 1,899 | 1,933 | 98.2 | 10 | 12 | (2) |
| Mississippi..... | 577 | 500 | 115.4 | | | |
| Montana..... | 2,740 | 2,990 | 91.6 | 237 | 218 | 108.7 |
| Nebraska..... | 1,139 | 1,121 | 101.6 | 17 | 16 | (2) |
| Nevada..... | 2,084 | 2,099 | 99.3 | 62 | 40 | (2) |
| New Mexico..... | 9,996 | 9,730 | 102.7 | 183 | 169 | 108.3 |
| New York..... | 1,059 | 1,052 | 100.7 | 370 | 342 | 108.2 |
| North Carolina..... | 710 | 669 | 106.1 | 8 | 7 | (2) |
| North Dakota..... | 764 | 790 | 96.7 | 470 | 469 | 100.2 |
| Oklahoma..... | 12,318 | 12,293 | 100.2 | 608 | 585 | 103.9 |
| Oregon..... | 1,042 | 1,177 | 88.5 | 333 | 329 | 101.2 |
| South Dakota..... | 5,300 | 5,734 | 92.4 | 1,152 | 956 | 120.5 |
| Utah..... | 1,500 | 1,300 | 115.4 | 48 | 43 | (2) |
| Washington..... | 2,635 | 2,809 | 93.8 | 608 | 619 | 98.2 |
| Wisconsin..... | 2,494 | 2,506 | 99.5 | 125 | 100 | 125.0 |
| Wyoming..... | 592 | 563 | 105.2 | 13 | 6 | (2) |
| Total for 22 states. | 68,903 | 68,327 | 100.8 | 5,296 | 4,854 | 109.1 |
| All other states..... | 1,165 | 894 | 130.3 | 57 | 44 | (2) |

¹ Exclusive of Indians in Haskell Institute, who are included in the total for "All other states."
² Ratio not shown, the number of females being less than 100.

Table 34 (p. 51) shows the sex distribution of Indians of full-tribal blood for each of the principal tribes in the United States in 1910 and for particular

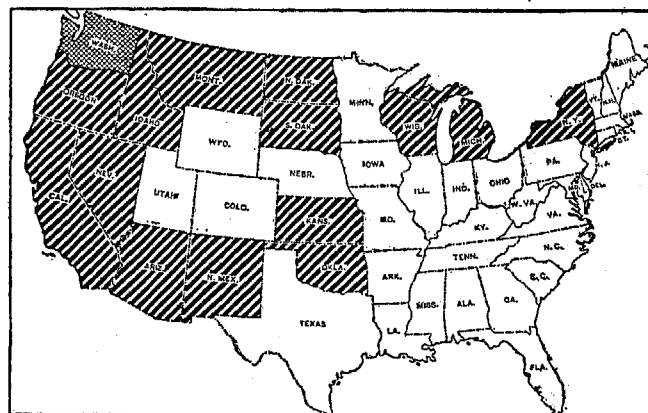
states under certain tribes. A similar distribution of Indians of mixed-tribal blood would have but little statistical significance for most of the tribes, since the numbers involved are small.

EXCESS OF MALES OR FEMALES AMONG INDIANS OF FULL-TRIBAL BLOOD: 1910.



Diagonal hatching: Excess of males.
 Cross-hatching: Excess of females.
 No shading: Less than 100 Indians of full-tribal blood reported in state.

EXCESS OF MALES OR FEMALES AMONG INDIANS OF MIXED-TRIBAL BLOOD: 1910.



Diagonal hatching: Excess of males.
 Cross-hatching: Excess of females.
 No shading: Less than 100 Indians of mixed-tribal blood reported in state.

SEX DISTRIBUTION.

51

MALES TO 100 FEMALES FOR INDIANS OF FULL-TRIBAL BLOOD, FOR EACH PRINCIPAL TRIBE AND STATE: 1910.

[This table shows each tribe having 100 or more females of full-tribal blood.]

| Table 34 TRIBE AND STATE. | INDIANS OF FULL-TRIBAL BLOOD: 1910. | | | TRIBE AND STATE. | INDIANS OF FULL-TRIBAL BLOOD: 1910. | | |
|------------------------------|-------------------------------------|---------|-----------------------|--------------------------|-------------------------------------|---------|-----------------------|
| | Male. | Female. | Males to 100 females. | | Male. | Female. | Males to 100 females. |
| ALGONQUIAN STOCK. | | | | MUSKHOGEAN STOCK. | | | |
| Arapaho..... | 641 | 628 | 102.1 | Alibamu..... | 187 | 150 | 91.3 |
| Oklahoma..... | 303 | 298 | 101.7 | Texas..... | 88 | 100 | 86.0 |
| Wyoming..... | 327 | 327 | 100.0 | Chickasaw..... | 475 | 565 | 84.1 |
| Cheyenne..... | 1,220 | 1,287 | 94.8 | Choctaw..... | 3,640 | 3,335 | 109.1 |
| Montana..... | 507 | 596 | 85.1 | Mississippi..... | 575 | 500 | 115.0 |
| Oklahoma..... | 679 | 667 | 101.8 | Oklahoma..... | 3,026 | 2,791 | 108.4 |
| Chippewa..... | 3,387 | 3,397 | 99.7 | Creek..... | 1,731 | 1,800 | 96.2 |
| Michigan..... | 751 | 682 | 110.1 | Oklahoma..... | 1,721 | 1,795 | 95.9 |
| Minnesota..... | 1,780 | 1,795 | 99.2 | Seminole..... | 567 | 591 | 95.9 |
| Wisconsin..... | 751 | 823 | 91.3 | Oklahoma..... | 532 | 566 | 94.0 |
| Delaware..... | 97 | 116 | 83.6 | PIMAN STOCK. | | | |
| Gros Ventres..... | 177 | 180 | 98.3 | Papago..... | 1,873 | 1,765 | 106.1 |
| Kickapoo..... | 100 | 100 | 100.0 | Pima..... | 2,000 | 1,949 | 107.2 |
| Menominee..... | 349 | 316 | 110.4 | Yaqui..... | 222 | 179 | 124.0 |
| Ottawa..... | 803 | 732 | 109.7 | POMO STOCK. | | | |
| Michigan..... | 776 | 720 | 107.8 | Pomo..... | 288 | 285 | 99.3 |
| Passamaquoddy..... | 149 | 140 | 106.4 | SALISHAN STOCK. | | | |
| Piegan..... | 569 | 637 | 89.3 | Clallam..... | 110 | 104 | 105.8 |
| Potawatomi..... | 441 | 354 | 124.6 | Columbia..... | 109 | 103 | 102.8 |
| Kansas..... | 160 | 109 | 146.8 | Colville..... | 157 | 164 | 95.7 |
| Michigan..... | 112 | 114 | 98.2 | Kalispel..... | 157 | 162 | 96.9 |
| Sauk and Fox..... | 261 | 229 | 114.0 | Quinalt..... | 96 | 102 | 94.1 |
| Oklahoma..... | 124 | 111 | 111.7 | Snohomish..... | 208 | 225 | 92.0 |
| Shawnee..... | 213 | 254 | 83.9 | Spokane..... | 162 | 194 | 83.5 |
| ATHAPASKAN STOCK. | | | | Washington..... | 124 | 137 | 90.5 |
| Apache..... | 1,892 | 1,857 | 101.9 | Swinomish..... | 138 | 132 | 104.5 |
| Arizona..... | 1,734 | 1,735 | 99.9 | SHALAPIAN STOCK. | | | |
| Oklahoma..... | 129 | 116 | 111.2 | Klikitat..... | 119 | 133 | 89.5 |
| Hupa..... | 149 | 176 | 84.7 | Nez Perces..... | 421 | 444 | 94.8 |
| Jicarilla Apache..... | 354 | 338 | 104.7 | Idaho..... | 302 | 304 | 91.9 |
| Mescalero Apache..... | 174 | 218 | 79.8 | Warm Springs..... | 215 | 255 | 84.3 |
| Navajo..... | 11,227 | 11,014 | 101.9 | Yakima..... | 413 | 503 | 82.1 |
| Arizona..... | 5,561 | 5,327 | 104.4 | SHASTAN STOCK. | | | |
| New Mexico..... | 5,086 | 5,205 | 97.7 | Pit River..... | 334 | 303 | 92.0 |
| Utah..... | 544 | 479 | 113.6 | SHOSHONEAN STOCK. | | | |
| CADDOAN STOCK. | | | | Banck..... | 158 | 147 | 107.5 |
| Arikara..... | 151 | 168 | 89.9 | Chemehuevi..... | 144 | 153 | 94.1 |
| Caddo..... | 150 | 149 | 100.7 | California..... | 116 | 119 | 97.5 |
| Pawnee..... | 256 | 274 | 93.4 | Comanche..... | 339 | 351 | 96.6 |
| Wichita..... | 131 | 143 | 91.6 | Hopi..... | 1,053 | 942 | 111.8 |
| CHIMAKUAN STOCK. | | | | Kawia..... | 308 | 284 | 129.0 |
| Quileute..... | 98 | 108 | 90.7 | Mono..... | 531 | 624 | 85.1 |
| CROATAN GROUP. | | | | Palute..... | 340 | 310 | 111.6 |
| Croatan..... | 221 | 236 | 93.6 | Nevada..... | 119 | 103 | 115.5 |
| IROQUOIAN STOCK. | | | | Paviotso..... | 1,264 | 1,334 | 94.8 |
| Cherokee..... | 3,487 | 3,208 | 105.7 | Nevada..... | 1,004 | 1,085 | 92.5 |
| North Carolina..... | 489 | 431 | 113.5 | Oregon..... | 166 | 187 | 89.4 |
| Oklahoma..... | 2,970 | 2,857 | 104.0 | San Luiseno..... | 171 | 168 | 101.8 |
| Oneida..... | 986 | 918 | 107.4 | Shoshoni..... | 1,632 | 1,592 | 102.5 |
| Wisconsin..... | 918 | 842 | 109.0 | Idaho..... | 552 | 561 | 98.4 |
| Seneca..... | 892 | 846 | 105.4 | Nevada..... | 679 | 692 | 102.6 |
| New York..... | 810 | 772 | 104.9 | Utah..... | 112 | 125 | 89.6 |
| Tuscarora..... | 110 | 108 | 101.9 | Wyoming..... | 263 | 232 | 113.4 |
| KAROK STOCK. | | | | Uta..... | 1,132 | 956 | 118.4 |
| Orleans..... | 152 | 182 | 83.5 | Colorado..... | 363 | 344 | 105.5 |
| KERESAN STOCK. | | | | Utah..... | 767 | 609 | 124.3 |
| Acoma..... | 345 | 340 | 101.5 | SIOUTAN STOCK. | | | |
| Cochiti..... | 129 | 106 | 121.7 | Assiniboin..... | 378 | 384 | 98.4 |
| Laguna..... | 722 | 674 | 107.1 | Crow..... | 581 | 597 | 97.3 |
| San Felipe..... | 269 | 218 | 123.4 | Hidatsa..... | 132 | 103 | 128.2 |
| Santo Domingo..... | 481 | 380 | 113.4 | Omaha..... | 443 | 434 | 102.1 |
| KIOWAN STOCK. | | | | Osage..... | 302 | 281 | 107.5 |
| Kiowa..... | 353 | 413 | 85.5 | Ponca..... | 222 | 233 | 95.3 |
| KUTENAIAN STOCK. | | | | Oklahoma..... | 186 | 187 | 99.5 |
| Kutenai..... | 122 | 124 | 98.4 | Santee Sioux..... | 319 | 353 | 90.4 |
| LUTUAMIAN STOCK. | | | | Nebraska..... | 194 | 209 | 92.8 |
| Klamath..... | 170 | 210 | 81.0 | Sioux..... | 248 | 193 | 128.5 |
| MAIDU STOCK. | | | | Sisseton Sioux..... | 665 | 720 | 91.2 |
| Maidu..... | 254 | 259 | 98.1 | North Dakota..... | 204 | 220 | 92.7 |
| MIWOK STOCK. | | | | South Dakota..... | 372 | 414 | 89.9 |
| Miwok..... | 142 | 166 | 85.5 | Teton Sioux..... | 4,790 | 4,957 | 96.6 |
| | | | | South Dakota..... | 4,695 | 4,865 | 96.5 |
| | | | | Brule Sioux..... | 222 | 219 | 101.4 |
| | | | | Hunkpapa Sioux..... | 204 | 249 | 81.9 |
| | | | | South Dakota..... | 193 | 230 | 86.1 |
| | | | | Minniconjou Sioux..... | 55 | 87 | 62.7 |
| | | | | Ogala Sioux..... | 1,849 | 1,895 | 97.6 |
| | | | | Sans Arc Sioux..... | 8 | 13 | 61.5 |
| | | | | Sihhasapa Sioux..... | 55 | 67 | 82.1 |
| | | | | Two Kettle Sioux..... | 34 | 21 | 162.4 |
| | | | | Other Teton Sioux..... | 1,901 | 2,027 | 93.8 |

INDIANS IN THE UNITED STATES.

MALES TO 100 FEMALES FOR INDIANS OF FULL-TRIBAL BLOOD, FOR EACH PRINCIPAL TRIBE AND STATE: 1910—
Continued.

[This table shows each tribe having 100 or more females of full-tribal blood.]

| Table 34—Continued. TRIBE AND STATE. | INDIANS OF FULL-TRIBAL BLOOD: 1910. | | | TRIBE AND STATE. | INDIANS OF FULL-TRIBAL BLOOD: 1910: | | |
|---|-------------------------------------|---------|-----------------------|------------------|-------------------------------------|---------|-----------------------|
| | Male. | Female. | Males to 100 females. | | Male. | Female. | Males to 100 females. |
| SIOUAN STOCK—Continued. | | | | WASHOAN STOCK. | | | |
| Winnabago..... | 761 | 769 | 99.0 | Washo..... | 322 | 298 | 108.1 |
| Nebraska..... | 446 | 414 | 107.7 | California..... | 102 | 107 | 95.3 |
| Wisconsin..... | 289 | 339 | 85.3 | Nevada..... | 220 | 190 | 115.8 |
| Yankton Sioux..... | 466 | 500 | 83.2 | YOKUTS STOCK. | | | |
| Montana..... | 99 | 121 | 81.8 | Yokuts..... | 136 | 105 | 129.5 |
| South Dakota..... | 348 | 415 | 83.9 | YUMAN STOCK. | | | |
| Yanktonai Sioux..... | 351 | 417 | 84.2 | Cocopa..... | 130 | 112 | 116.1 |
| North Dakota..... | 139 | 154 | 90.3 | Diegueno..... | 299 | 269 | 111.2 |
| South Dakota..... | 211 | 263 | 80.2 | Mari-copa..... | 173 | 166 | 104.2 |
| TANOAN STOCK. | | | | Mohave..... | 530 | 436 | 121.6 |
| Isleta..... | 443 | 403 | 108.6 | Arizona..... | 320 | 264 | 121.2 |
| Jemez..... | 236 | 182 | 129.7 | California..... | 209 | 172 | 121.5 |
| San Juan..... | 202 | 178 | 113.5 | Walapai..... | 257 | 214 | 120.1 |
| Santa Clara..... | 121 | 130 | 93.1 | Yavapai..... | 131 | 112 | 117.0 |
| Taos..... | 265 | 240 | 110.4 | Yuma..... | 413 | 371 | 111.3 |
| WAHLATPUAN STOCK. | | | | California..... | 323 | 283 | 114.1 |
| Cayuse..... | 91 | 103 | 83.3 | YUROK STOCK. | | | |
| WAKASHAN STOCK. | | | | Woltspec..... | 240 | 274 | 87.0 |
| Makah..... | 136 | 116 | 117.2 | ZUNIAN STOCK. | | | |
| | | | | Zuni..... | 853 | 788 | 108.2 |

AGE DISTRIBUTION.

The Indian population of the United States and of Alaska is shown by single years of age in Table 38 (p. 57).

In discussing the age distribution of Indians it has been thought best, however, not to attempt a detailed analysis but to confine the discussion to three age groups, those comprising persons under 20 years of age, 20 to 50 years, and 51 years and over, representing, respectively, the young, the intermediate, and the oldest element of the Indian population. The ages of Indians are doubtless reported somewhat less accurately than those of whites, and the ages of Indian women may perhaps be less accurately given than those of the men, but for these broad age groups the numbers are approximately correct for Indians of all classes combined. The figures for the several classes of full-blood and mixed-blood Indians may, however, be affected by errors in classification or by omissions.

All Indians.—A comparison of the ages of the Indian population as returned at the censuses of 1910 and 1900 is given in Table 35.

| AGE PERIOD. | INDIAN POPULATION. | | | |
|-------------------------|--------------------|---------|---------|--------|
| | United States. | | Alaska. | |
| | 1910 | 1900 | 1910 | 1900 |
| All ages, number..... | 265,683 | 237,196 | 25,331 | 29,536 |
| Under 20 years..... | 136,804 | 117,779 | 13,034 | 11,872 |
| 20 to 50 years..... | 95,967 | 87,888 | 10,923 | 11,324 |
| 51 years and over..... | 31,903 | 26,895 | 2,210 | 1,914 |
| Age unknown..... | 949 | 4,634 | 164 | 4,426 |
| All ages, per cent..... | 100.0 | 100.0 | 100.0 | 100.0 |
| Under 20 years..... | 51.5 | 49.7 | 47.5 | 40.2 |
| 20 to 50 years..... | 36.1 | 37.1 | 43.1 | 38.3 |
| 51 years and over..... | 12.0 | 11.3 | 8.7 | 6.5 |
| Age unknown..... | 0.4 | 2.0 | 0.6 | 15.0 |

This table shows that in the United States in 1910 over one-half (51.5 per cent) of the Indians were under 20 years of age, over one-third (36.1 per cent) from 20 to 50 years, and about one-eighth (12 per cent) 51 years and over. In 1900 the proportion of young and old persons was slightly less and that of persons of the intervening age group slightly greater than in 1910. In Alaska in 1910 the proportion of young and of old persons was smaller and that of persons in the intermediate age period considerably greater than in the United States. No comparisons can safely be made with the figures for Alaska for 1900, since, as shown by the table, ages were not reported for 15 per cent of the Indians at that census.

The Indian population of the United States in 1910 is distributed by age, by divisions and states, in Table 41 (p. 59). Table 36 gives the distribution of Indians,

by age groups, for 22 selected states. The proportion in each group is also shown graphically, by states, in the maps on this page and the next.

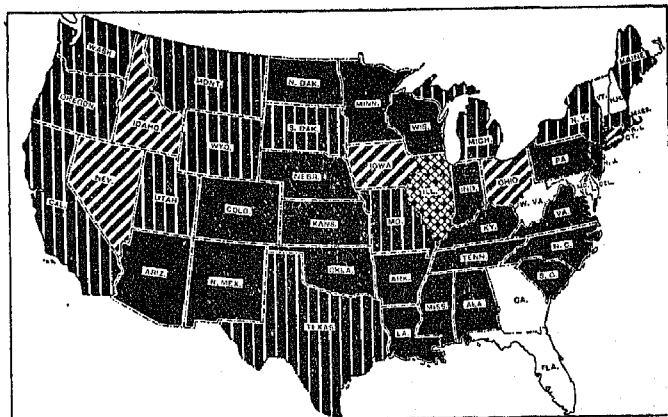
| STATE. | All ages: 1910. ¹ | UNDER 20 YEARS OF AGE. | | 20 TO 50 YEARS OF AGE. | | 51 YEARS OF AGE AND OVER. | |
|---------------------------|------------------------------|------------------------|-----------|------------------------|-----------|---------------------------|-----------|
| | | Num-ber. | Per-cent. | Num-ber. | Per-cent. | Num-ber. | Per-cent. |
| United States.... | 265,683 | 136,804 | 51.5 | 95,967 | 36.1 | 31,903 | 12.0 |
| Arizona..... | 29,201 | 15,389 | 52.7 | 10,485 | 35.9 | 3,106 | 10.8 |
| California..... | 16,371 | 7,320 | 44.7 | 6,352 | 38.8 | 2,095 | 15.9 |
| Colorado..... | 1,482 | 837 | 56.5 | 474 | 32.0 | 166 | 11.2 |
| Idaho..... | 3,488 | 1,359 | 39.0 | 1,394 | 40.0 | 696 | 20.0 |
| Kansas ² | 1,853 | 939 | 50.6 | 704 | 38.0 | 199 | 10.7 |
| Michigan..... | 7,519 | 3,424 | 45.5 | 2,876 | 38.2 | 1,207 | 16.1 |
| Minnesota..... | 9,053 | 4,657 | 51.4 | 3,215 | 35.5 | 1,171 | 12.9 |
| Mississippi..... | 1,253 | 672 | 53.6 | 452 | 36.1 | 128 | 10.2 |
| Montana..... | 10,745 | 4,994 | 46.5 | 4,063 | 37.8 | 1,677 | 15.6 |
| Nebraska..... | 3,502 | 1,774 | 50.7 | 1,243 | 35.5 | 480 | 13.7 |
| Nevada..... | 5,240 | 2,054 | 39.2 | 2,304 | 44.0 | 803 | 15.3 |
| New Mexico..... | 20,573 | 10,834 | 52.7 | 7,584 | 36.9 | 2,124 | 10.3 |
| New York..... | 6,046 | 2,737 | 45.3 | 2,453 | 40.6 | 830 | 13.7 |
| North Carolina..... | 7,851 | 4,316 | 55.0 | 2,713 | 34.6 | 815 | 10.4 |
| North Dakota..... | 6,486 | 3,371 | 52.0 | 2,155 | 33.2 | 945 | 14.6 |
| Oklahoma..... | 74,825 | 43,676 | 58.4 | 25,196 | 33.7 | 5,740 | 7.7 |
| Oregon..... | 5,090 | 2,427 | 47.7 | 1,782 | 35.0 | 871 | 17.1 |
| South Dakota..... | 19,137 | 8,563 | 44.7 | 7,000 | 36.6 | 3,534 | 18.5 |
| Utah..... | 3,123 | 1,407 | 45.1 | 1,250 | 40.0 | 425 | 13.6 |
| Washington..... | 10,997 | 5,055 | 46.0 | 4,023 | 36.6 | 1,837 | 16.7 |
| Wisconsin..... | 10,142 | 5,063 | 50.2 | 3,633 | 35.8 | 1,381 | 13.6 |
| Wyoming..... | 1,486 | 667 | 44.9 | 610 | 41.0 | 205 | 13.8 |
| Total for 22 states..... | 255,463 | 131,565 | 51.5 | 91,961 | 36.0 | 31,011 | 12.1 |
| All other states.... | 10,220 | 5,239 | 51.3 | 4,006 | 39.2 | 952 | 9.3 |

¹ Totals include persons of unknown age.

² Exclusive of Indians in Haskell Institute, who are included in the total for "All other states."

The proportion under 20 years of age varied from 39 per cent in Idaho and 39.2 in Nevada to 58.4 in Oklahoma; the proportion 20 to 50 years of age was lowest in Colorado (32 per cent), and highest in Nevada (44 per cent); the proportion 51 and over was lowest in Oklahoma (7.7 per cent), and highest in Idaho (20 per cent).

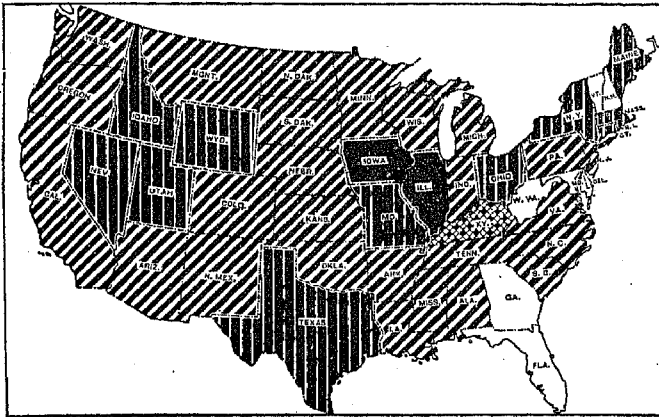
PROPORTION OF INDIANS UNDER 20 YEARS OF AGE: 1910.



| | |
|---|---|
| <p>▨ Under 10 per cent.</p> <p>▩ 10 to 20 per cent.</p> <p>▧ 20 to 30 per cent.</p> <p>▦ 30 to 40 per cent.</p> <p>▤ 40 to 50 per cent.</p> <p>▣ 50 per cent and over.</p> <p>□ Less than 100 Indians in state.</p> | <p>▨ Under 10 per cent.</p> <p>▩ 10 to 20 per cent.</p> <p>▧ 20 to 30 per cent.</p> <p>▦ 30 to 40 per cent.</p> <p>▤ 40 to 50 per cent.</p> <p>▣ 50 per cent and over.</p> <p>□ Less than 100 Indians in state.</p> |
|---|---|

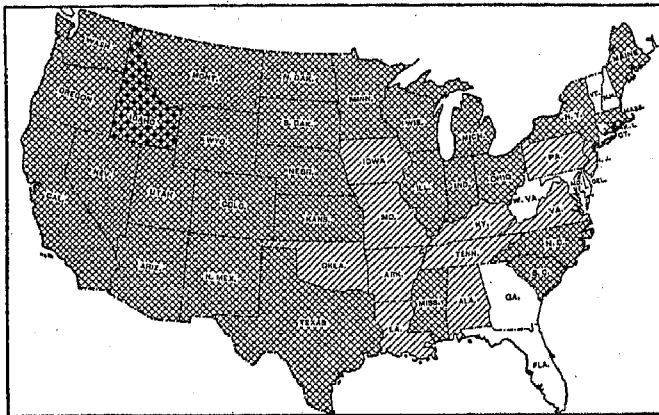
INDIANS IN THE UNITED STATES.

PROPORTION OF INDIANS 20 TO 50 YEARS OF AGE: 1910.



Under 10 per cent. 30 to 40 per cent.
 10 to 20 per cent. 40 to 50 per cent.
 20 to 30 per cent. 50 per cent and over.
 Less than 100 Indians in state.

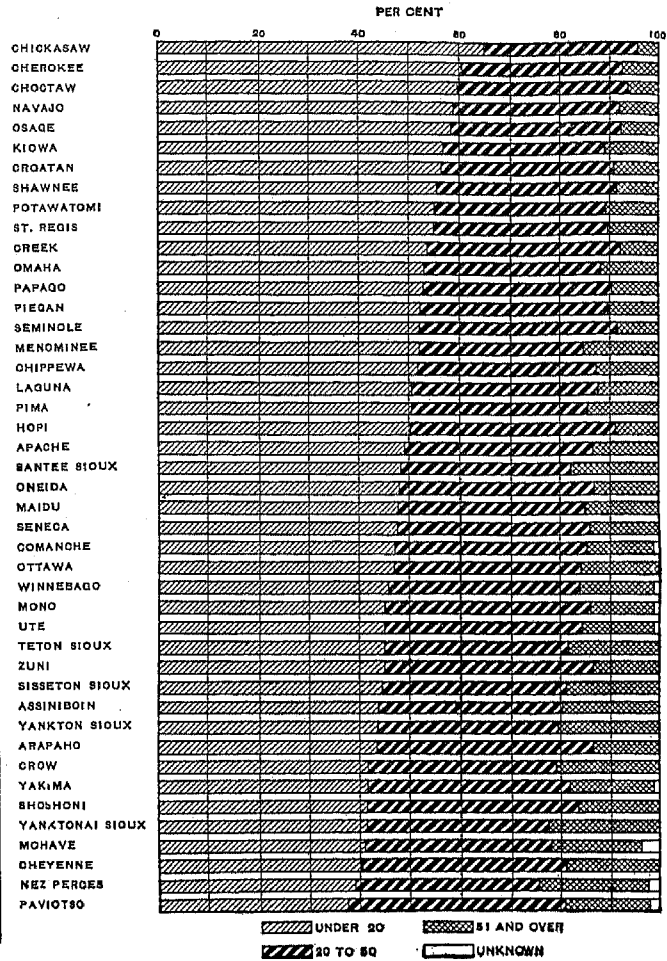
PROPORTION OF INDIANS 51 YEARS OF AGE AND OVER: 1910.



Under 10 per cent. 30 to 40 per cent.
 10 to 20 per cent. 40 to 50 per cent.
 20 to 30 per cent. 50 per cent and over.
 Less than 100 Indians in state.

Table 37 shows, for the United States and Alaska, the age distribution of each of the principal stocks and tribes, as reported in 1910. The age distribution is also shown, for each principal tribe in the United States in 1910, in the following diagram:

AGE DISTRIBUTION OF INDIANS IN EACH PRINCIPAL TRIBE: 1910.



AGE DISTRIBUTION.

INDIANS IN THE UNITED STATES, BY DIVISIONS AND STATES, AND IN ALASKA, CLASSIFIED ACCORDING TO PURITY OF BLOOD AND AGE PERIODS: 1910.

Table 41

| DIVISION AND STATE. | ALL INDIANS. | | | | | FULL-BLOOD INDIANS. | | | | | MIXED-BLOOD INDIANS. | | | | |
|------------------------------|--------------|------------------------|------------------------|---------------------------|---------------|---------------------|------------------------|------------------------|---------------------------|---------------|----------------------|------------------------|------------------------|---------------------------|---------------|
| | Total. | Under 20 years of age. | 20 to 50 years of age. | 51 years of age and over. | Age un-known. | Total. | Under 20 years of age. | 20 to 50 years of age. | 51 years of age and over. | Age un-known. | Total. | Under 20 years of age. | 20 to 50 years of age. | 51 years of age and over. | Age un-known. |
| UNITED STATES..... | 205,683 | 136,804 | 95,967 | 31,963 | 949 | 150,053 | 67,129 | 58,304 | 24,019 | 601 | 93,423 | 58,553 | 20,008 | 5,726 | 136 |
| GEOGRAPHIC DIVISIONS: | | | | | | | | | | | | | | | |
| New England..... | 2,076 | 835 | 872 | 360 | 9 | 448 | 149 | 194 | 105 | | 872 | 399 | 347 | 121 | 5 |
| Middle Atlantic..... | 7,717 | 3,072 | 3,150 | 869 | 26 | 3,441 | 1,562 | 1,425 | 444 | 10 | 2,620 | 1,366 | 997 | 253 | 4 |
| East North Central..... | 18,255 | 8,765 | 6,775 | 2,668 | 47 | 8,838 | 3,620 | 3,446 | 1,725 | 38 | 7,031 | 4,292 | 2,592 | 740 | 7 |
| West North Central..... | 41,406 | 20,072 | 14,849 | 6,400 | 85 | 22,903 | 9,173 | 8,639 | 5,040 | 51 | 16,159 | 9,793 | 5,241 | 1,106 | 19 |
| South Atlantic..... | 9,054 | 4,946 | 3,164 | 936 | 8 | 1,440 | 645 | 569 | 221 | 5 | 6,344 | 3,584 | 2,174 | 584 | 2 |
| East South Central..... | 2,612 | 1,468 | 912 | 231 | 1 | 1,083 | 577 | 397 | 109 | | 366 | 249 | 120 | 27 | |
| West South Central..... | 76,797 | 44,703 | 25,924 | 5,924 | 216 | 26,417 | 11,777 | 11,280 | 3,239 | 121 | 44,552 | 29,532 | 12,670 | 2,202 | 58 |
| Mountain..... | 75,338 | 37,541 | 28,164 | 9,262 | 371 | 65,319 | 31,047 | 24,571 | 8,558 | 243 | 5,945 | 3,697 | 1,969 | 268 | 11 |
| Pacific..... | 32,458 | 14,802 | 12,157 | 5,313 | 186 | 20,164 | 7,670 | 7,783 | 4,578 | 133 | 8,904 | 5,641 | 2,898 | 335 | 80 |
| NEW ENGLAND: | | | | | | | | | | | | | | | |
| Maine..... | 892 | 359 | 384 | 146 | 3 | 422 | 145 | 181 | 96 | | 884 | 186 | 155 | 42 | 1 |
| New Hampshire..... | 34 | 13 | 14 | 7 | | | | | | | 3 | 1 | 1 | | |
| Vermont..... | 26 | 9 | 9 | 8 | | | | | | | | | | | |
| Massachusetts..... | 688 | 280 | 282 | 118 | 4 | 20 | 4 | 11 | 5 | | 413 | 184 | 103 | 63 | 3 |
| Rhode Island..... | 234 | 122 | 115 | 47 | | | | | | | | | | | |
| Connecticut..... | 152 | 62 | 62 | 36 | 2 | 6 | | 2 | 4 | | 72 | 28 | 28 | 15 | 1 |
| MIDDLE ATLANTIC: | | | | | | | | | | | | | | | |
| New York..... | 6,046 | 2,737 | 2,453 | 830 | 26 | 2,850 | 1,260 | 1,140 | 440 | 10 | 2,028 | 1,025 | 758 | 241 | 4 |
| New Jersey..... | 108 | 63 | 94 | 11 | | 62 | 6 | 54 | 2 | | | | | | |
| Pennsylvania..... | 1,503 | 872 | 603 | 28 | | 529 | 296 | 231 | 2 | | 592 | 341 | 239 | 12 | |
| EAST NORTH CENTRAL: | | | | | | | | | | | | | | | |
| Ohio..... | 127 | 50 | 59 | 18 | | 26 | 8 | 17 | 1 | | 14 | 8 | 4 | 2 | |
| Indiana..... | 279 | 142 | 99 | 38 | | 34 | 8 | 16 | 10 | | 61 | 29 | 21 | 11 | |
| Illinois..... | 188 | 56 | 108 | 24 | | 1 | 1 | 1 | | | 8 | 7 | | | |
| Michigan..... | 7,519 | 3,424 | 2,876 | 1,207 | 12 | 3,528 | 1,338 | 1,424 | 757 | 9 | 3,218 | 1,717 | 1,148 | 351 | 2 |
| Wisconsin..... | 10,142 | 5,093 | 3,633 | 1,381 | 35 | 5,249 | 2,275 | 1,988 | 957 | 29 | 4,310 | 2,531 | 1,418 | 376 | 5 |
| WEST NORTH CENTRAL: | | | | | | | | | | | | | | | |
| Minnesota..... | 9,053 | 4,657 | 3,215 | 1,171 | 10 | 3,859 | 1,638 | 1,455 | 763 | 3 | 4,886 | 2,882 | 1,627 | 374 | 3 |
| Iowa..... | 471 | 180 | 247 | 42 | 2 | 280 | 138 | 110 | 30 | 2 | 4,886 | 2,882 | 1,627 | 374 | 3 |
| Missouri..... | 316 | 148 | 135 | 29 | 1 | 16 | 2 | 12 | 2 | | 55 | 14 | 6 | | |
| North Dakota..... | 6,486 | 3,371 | 2,155 | 945 | 15 | 2,499 | 1,002 | 901 | 587 | 9 | 3,561 | 2,171 | 1,086 | 300 | 4 |
| South Dakota..... | 19,137 | 8,563 | 7,000 | 3,534 | 40 | 13,247 | 5,085 | 4,987 | 3,149 | 26 | 5,408 | 3,241 | 1,840 | 317 | 10 |
| Nebraska..... | 3,502 | 1,774 | 1,243 | 480 | 5 | 2,284 | 996 | 881 | 413 | 4 | 639 | 639 | 265 | 45 | |
| Kansas..... | 2,444 | 1,379 | 854 | 199 | 12 | 708 | 312 | 293 | 96 | 7 | 1,288 | 825 | 398 | 63 | 2 |
| SOUTH ATLANTIC: | | | | | | | | | | | | | | | |
| Delaware..... | 5 | 4 | 1 | | | | | | | | | | | | |
| Maryland..... | 55 | 30 | 10 | 6 | | | | | | | | | | | |
| District of Columbia..... | 8 | 23 | 35 | 10 | | 1 | | 1 | | | 12 | 4 | 5 | 3 | |
| Virginia..... | 539 | 285 | 201 | 53 | | 18 | 6 | 9 | 3 | | 296 | 147 | 118 | 31 | |
| West Virginia..... | 36 | 21 | 11 | | | | | | | | | | | | |
| North Carolina..... | 7,851 | 4,316 | 2,713 | 815 | 7 | 1,394 | 635 | 641 | 218 | 5 | 5,855 | 3,325 | 1,992 | 536 | 2 |
| South Carolina..... | 331 | 187 | 108 | 36 | | 11 | | 7 | | | 177 | 107 | 56 | 14 | |
| Georgia..... | 95 | 50 | 36 | 8 | 1 | | | | | | | | | | |
| Florida..... | 74 | 30 | 40 | | | 16 | 4 | 11 | 1 | | 4 | 1 | 3 | | |
| EAST SOUTH CENTRAL: | | | | | | | | | | | | | | | |
| Kentucky..... | 234 | 141 | 70 | 23 | | | | | | | | | | | |
| Tennessee..... | 216 | 111 | 84 | 21 | | 2 | | 2 | | | 59 | 39 | 16 | 4 | |
| Alabama..... | 909 | 544 | 306 | 59 | | 4 | 1 | 1 | 2 | | 247 | 155 | 78 | 14 | |
| Mississippi..... | 1,253 | 672 | 452 | 128 | 1 | 1,077 | 576 | 394 | 107 | | 80 | 55 | 26 | 9 | |
| WEST SOUTH CENTRAL: | | | | | | | | | | | | | | | |
| Arkansas..... | 460 | 246 | 178 | 32 | 2 | | | | | | | | | | |
| Louisiana..... | 780 | 463 | 260 | 57 | | 293 | 161 | 117 | 15 | | 102 | 71 | 25 | 6 | |
| Oklahoma..... | 74,825 | 43,676 | 25,196 | 5,746 | 207 | 25,837 | 11,501 | 11,069 | 3,198 | 119 | 44,288 | 29,385 | 12,572 | 2,275 | 56 |
| Texas..... | 702 | 316 | 290 | 89 | 7 | 237 | 115 | 94 | 26 | 2 | 162 | 76 | 73 | 11 | 2 |
| MOUNTAIN: | | | | | | | | | | | | | | | |
| Montana..... | 10,745 | 4,994 | 4,063 | 1,677 | 11 | 6,204 | 2,301 | 2,508 | 1,391 | 4 | 3,895 | 2,376 | 1,317 | 198 | 4 |
| Idaho..... | 3,488 | 1,359 | 1,394 | 696 | 39 | 2,864 | 1,021 | 1,154 | 655 | 34 | 514 | 308 | 187 | 17 | 2 |
| Wyoming..... | 1,436 | 667 | 610 | 205 | 4 | 1,174 | 490 | 498 | 182 | 4 | 284 | 171 | 97 | 16 | |
| Colorado..... | 1,482 | 837 | 474 | 166 | 5 | 718 | 351 | 254 | 112 | 1 | 50 | 37 | 7 | 6 | |
| New Mexico..... | 20,573 | 10,834 | 7,584 | 2,124 | 31 | 20,085 | 10,561 | 7,421 | 2,078 | 25 | 175 | 120 | 47 | 8 | |
| Arizona..... | 29,201 | 15,389 | 10,485 | 3,166 | 161 | 27,087 | 14,340 | 9,634 | 2,979 | 134 | 414 | 283 | 114 | 16 | 1 |
| Utah..... | 3,123 | 1,407 | 1,250 | 425 | 41 | 2,900 | 1,300 | 1,165 | 409 | 26 | 105 | 61 | 36 | 4 | 4 |
| Nevada..... | 5,240 | 2,054 | 2,304 | 803 | 79 | 4,287 | 1,583 | 1,937 | 752 | 15 | 508 | 341 | 164 | 3 | |
| PACIFIC: | | | | | | | | | | | | | | | |
| Washington..... | 10,997 | 5,055 | 4,023 | 1,837 | 82 | 6,770 | 2,613 | 2,532 | 1,568 | 57 | 3,019 | 1,875 | 980 | 147 | 17 |
| Oregon..... | 5,090 | 2,427 | 1,782 | 871 | 10 | 2,901 | 1,050 | 1,102 | 744 | 5 | 1,668 | 1,125 | 475 | 65 | 3 |
| California..... | 16,371 | 7,320 | 6,352 | 2,605 | 94 | 10,493 | 4,007 | 4,149 | 2,260 | 71 | 4,217 | 2,641 | 1,443 | 123 | 10 |
| Alaska..... | 25,351 | 12,034 | 10,923 | 2,210 | 104 | 21,444 | 9,329 | 9,910 | 2,054 | 151 | 3,887 | 2,705 | 1,013 | 156 | 13 |

Table 42 shows, for each of the 22 selected states, the age distribution of Indians of full blood and of mixed blood, respectively, and Table 43 gives a similar distribution for each principal stock and tribe in the

United States and Alaska. The number of Indians in each stock and tribe in the United States and Alaska in 1910 is distributed in detail according to mixture of blood, sex, and age in Tables 51 (p. 123) and 52 (p. 154).

INDIANS IN THE UNITED STATES.

Table 42

| STATE. | All ages: 1910. | | UNDER 20 YEARS OF AGE. | | 20 TO 50 YEARS OF AGE. | | 51 YEARS OF AGE AND OVER. | | STATE. | All ages: 1910. | | UNDER 20 YEARS OF AGE. | | 20 TO 50 YEARS OF AGE. | | 51 YEARS OF AGE AND OVER. | |
|---------------------------|-----------------|-----------|------------------------|-----------|------------------------|-----------|---------------------------|-------------------------|---------------------------|-----------------|-----------|------------------------|-----------|------------------------|-----------|---------------------------|-----------|
| | Number. | Per cent. | Number. | Per cent. | Number. | Per cent. | Number. | Per cent. | | Number. | Per cent. | Number. | Per cent. | Number. | Per cent. | Number. | Per cent. |
| INDIANS OF FULL BLOOD. | | | | | | | | INDIANS OF MIXED BLOOD. | | | | | | | | | |
| United States... | 150,053 | | 67,129 | 44.7 | 58,304 | 38.9 | 24,019 | 16.0 | United States... | 93,423 | | 58,553 | 62.7 | 29,008 | 31.1 | 5,726 | 6.1 |
| Arizona..... | 27,087 | | 14,340 | 52.9 | 9,634 | 35.6 | 2,979 | 11.0 | Arizona..... | 414 | | 283 | 68.4 | 114 | 27.5 | 16 | 3.9 |
| California..... | 10,493 | | 4,007 | 38.2 | 4,149 | 39.5 | 2,266 | 21.6 | California..... | 4,217 | | 2,041 | 48.2 | 1,443 | 34.2 | 123 | 2.9 |
| Colorado..... | 718 | | 351 | 48.9 | 254 | 35.4 | 112 | 15.6 | Colorado..... | 50 | | 37 | 74.0 | 7 | 14.0 | 0 | 12.0 |
| Idaho..... | 2,864 | | 1,021 | 35.6 | 1,154 | 40.3 | 655 | 22.9 | Idaho..... | 514 | | 308 | 59.9 | 187 | 36.4 | 17 | 3.3 |
| Kansas ² | 516 | | 189 | 36.6 | 224 | 43.4 | 60 | 11.6 | Kansas ² | 889 | | 508 | 57.1 | 317 | 35.7 | 63 | 7.1 |
| Michigan..... | 3,528 | | 1,338 | 37.9 | 1,424 | 40.4 | 757 | 21.5 | Michigan..... | 3,218 | | 1,717 | 53.4 | 1,148 | 35.7 | 351 | 10.9 |
| Minnesota..... | 3,859 | | 1,638 | 42.4 | 1,465 | 37.7 | 763 | 19.8 | Minnesota..... | 4,886 | | 2,882 | 59.0 | 1,627 | 33.3 | 374 | 7.7 |
| Mississippi..... | 1,077 | | 576 | 53.5 | 394 | 36.6 | 107 | 9.9 | Mississippi..... | 90 | | 55 | 61.1 | 26 | 28.9 | 9 | 10.0 |
| Montana..... | 6,204 | | 2,301 | 37.1 | 2,508 | 40.4 | 1,391 | 22.4 | Montana..... | 3,895 | | 2,376 | 61.0 | 1,317 | 33.8 | 198 | 5.1 |
| Nebraska..... | 2,294 | | 996 | 43.4 | 881 | 38.4 | 413 | 18.0 | Nebraska..... | 939 | | 629 | 67.0 | 205 | 21.8 | 45 | 4.8 |
| Nevada..... | 4,287 | | 1,583 | 36.9 | 1,937 | 45.2 | 752 | 17.5 | Nevada..... | 508 | | 341 | 67.1 | 164 | 32.3 | 3 | 0.6 |
| New Mexico..... | 20,085 | | 10,561 | 52.6 | 7,421 | 36.9 | 2,078 | 10.3 | New Mexico..... | 175 | | 120 | 68.6 | 47 | 26.9 | 8 | 4.6 |
| New York..... | 2,850 | | 1,260 | 44.2 | 1,140 | 40.0 | 440 | 15.4 | New York..... | 2,028 | | 1,025 | 50.5 | 758 | 37.4 | 241 | 11.9 |
| North Carolina..... | 1,394 | | 635 | 45.6 | 541 | 38.8 | 213 | 15.3 | North Carolina..... | 5,855 | | 3,325 | 56.8 | 1,992 | 34.0 | 536 | 9.2 |
| North Dakota..... | 2,499 | | 1,002 | 40.1 | 901 | 36.1 | 587 | 23.5 | North Dakota..... | 3,561 | | 2,171 | 61.0 | 1,086 | 30.5 | 300 | 8.4 |
| Oklahoma..... | 25,887 | | 11,501 | 44.4 | 11,069 | 42.8 | 3,198 | 12.4 | Oklahoma..... | 44,288 | | 29,385 | 66.3 | 12,572 | 28.4 | 2,275 | 5.1 |
| Oregon..... | 2,901 | | 1,050 | 36.2 | 1,102 | 38.0 | 744 | 25.6 | Oregon..... | 1,668 | | 1,125 | 67.4 | 475 | 28.5 | 65 | 3.9 |
| South Dakota..... | 13,247 | | 5,085 | 38.4 | 4,987 | 37.6 | 3,149 | 23.8 | South Dakota..... | 5,408 | | 3,241 | 59.9 | 1,840 | 34.0 | 317 | 5.9 |
| Utah..... | 2,900 | | 1,300 | 44.8 | 1,165 | 40.2 | 409 | 14.1 | Utah..... | 105 | | 61 | 58.1 | 36 | 34.3 | 4 | 3.8 |
| Washington..... | 6,770 | | 2,613 | 38.6 | 2,532 | 37.4 | 1,568 | 23.2 | Washington..... | 3,019 | | 1,875 | 62.1 | 980 | 32.5 | 147 | 4.9 |
| Wisconsin..... | 5,249 | | 2,275 | 43.3 | 1,988 | 37.9 | 957 | 18.2 | Wisconsin..... | 4,330 | | 2,531 | 58.5 | 1,418 | 32.7 | 376 | 8.7 |
| Wyoming..... | 1,174 | | 490 | 41.7 | 498 | 42.4 | 182 | 15.5 | Wyoming..... | 284 | | 171 | 60.2 | 97 | 34.2 | 16 | 5.6 |
| Total for 22 states..... | 147,883 | | 66,112 | 44.7 | 57,358 | 38.8 | 23,816 | 16.1 | Total for 22 states..... | 60,341 | | 56,807 | 94.1 | 27,916 | 45.8 | 5,490 | 9.1 |
| All other states..... | 2,170 | | 1,017 | 46.9 | 946 | 43.6 | 203 | 9.4 | All other states..... | 3,082 | | 1,746 | 56.7 | 1,092 | 35.4 | 286 | 7.7 |

¹ Totals include Indians of unknown age.

² Exclusive of Indians in Haskell Institute, who are included in the total for "All other states."

AGE DISTRIBUTION OF INDIANS OF FULL BLOOD AND OF MIXED BLOOD, FOR EACH PRINCIPAL STOCK AND TRIBE: 1910.

[This table shows each stock and tribe having 200 or more Indians in 1910. Per cent not shown where base is less than 50.]

Table 43

| STOCK AND TRIBE. | INDIANS OF FULL BLOOD: 1910. | | | | | | INDIANS OF MIXED BLOOD: 1910. | | | | | |
|-----------------------|------------------------------|-----------|------------------------|-----------|---------------------------|-----------|-------------------------------|-----------|------------------------|-----------|---------------------------|-----------|
| | Under 20 years of age. | | 20 to 50 years of age. | | 51 years of age and over. | | Under 20 years of age. | | 20 to 50 years of age. | | 51 years of age and over. | |
| | Number. | Per cent. | Number. | Per cent. | Number. | Per cent. | Number. | Per cent. | Number. | Per cent. | Number. | Per cent. |
| UNITED STATES. | | | | | | | | | | | | |
| ALGONQUIAN STOCK..... | 7,386 | 40.2 | 7,384 | 40.1 | 3,578 | 19.4 | 13,047 | 58.5 | 7,430 | 33.3 | 1,821 | 8.2 |
| Arapaho..... | 537 | 41.0 | 567 | 43.2 | 195 | 14.9 | 73 | 67.6 | 35 | 32.4 | | |
| Cheyenne..... | 1,011 | 38.0 | 1,102 | 41.4 | 543 | 20.4 | 187 | 58.6 | 119 | 37.3 | 13 | 4.1 |
| Chippewa..... | 2,806 | 40.3 | 2,699 | 38.7 | 1,453 | 20.8 | 7,615 | 58.0 | 4,375 | 33.3 | 1,138 | 8.7 |
| Cree..... | 8 | | 23 | | 9 | | 247 | 59.1 | 134 | 32.1 | 36 | 8.6 |
| Delaware..... | 106 | 38.0 | 121 | 43.4 | 51 | 18.3 | 421 | 68.5 | 178 | 28.1 | 34 | 5.4 |
| Gros Ventres..... | 153 | 39.2 | 165 | 42.3 | 71 | 18.2 | 78 | 65.5 | 40 | 33.6 | 1 | 0.8 |
| Kickapoo..... | 89 | 37.1 | 108 | 45.0 | 39 | 16.3 | 70 | 65.4 | 31 | 29.0 | 6 | 5.6 |
| Mashpee..... | 1 | | | | | | 86 | 42.0 | 89 | 43.4 | 30 | 14.6 |
| Menominee..... | 276 | 39.2 | 258 | 36.6 | 170 | 24.1 | 464 | 64.8 | 201 | 28.1 | 51 | 7.1 |
| Miami..... | 26 | 44.1 | 19 | 32.2 | 14 | 23.7 | 94 | 56.6 | 53 | 31.9 | 19 | 11.4 |
| Ottawa..... | 694 | 40.3 | 681 | 39.6 | 341 | 19.8 | 571 | 57.3 | 332 | 33.3 | 92 | 9.2 |
| Passamaquoddy..... | 118 | 40.0 | 128 | 43.4 | 49 | 16.6 | 34 | 37.4 | 45 | 49.5 | 12 | 13.2 |
| Penobscot..... | 12 | 14.1 | 41 | 48.2 | 32 | 37.6 | 91 | 50.3 | 65 | 35.9 | 24 | 13.3 |
| Piegan..... | 530 | 44.2 | 475 | 39.1 | 202 | 16.6 | 649 | 61.6 | 372 | 35.3 | 32 | 3.0 |
| Potawatomi..... | 428 | 44.6 | 357 | 37.2 | 170 | 17.7 | 906 | 61.3 | 474 | 32.1 | 97 | 6.6 |
| Sauk and Fox..... | 251 | 45.9 | 229 | 41.9 | 65 | 11.9 | 110 | 64.3 | 50 | 29.2 | 11 | 6.4 |
| Shawnee..... | 223 | 41.7 | 236 | 44.1 | 76 | 14.2 | 518 | 64.8 | 242 | 30.3 | 39 | 4.9 |
| Stockbridges..... | 59 | 32.1 | 84 | 45.7 | 41 | 22.3 | 184 | 54.1 | 119 | 35.0 | 37 | 10.9 |
| ATHAPASKAN STOCK..... | 15,720 | 55.6 | 9,001 | 34.0 | 2,857 | 10.1 | 698 | 66.8 | 322 | 30.8 | 25 | 2.4 |
| Apache..... | 1,867 | 49.1 | 1,383 | 36.4 | 544 | 14.3 | 90 | 70.9 | 33 | 26.0 | 4 | 3.1 |
| Hupa..... | 118 | 34.2 | 126 | 36.5 | 101 | 29.3 | 179 | 60.9 | 105 | 35.7 | 10 | 3.4 |
| Jicarilla Apache..... | 329 | 47.4 | 261 | 37.6 | 104 | 15.0 | | | | | | |
| Mescalero Apache..... | 184 | 44.8 | 141 | 34.3 | 86 | 20.9 | 10 | | 2 | | 1 | |
| Navajo..... | 12,991 | 58.2 | 7,433 | 38.3 | 1,804 | 8.1 | 73 | 73.7 | 25 | 25.3 | 1 | 1.0 |
| Rogue River..... | 80 | 35.9 | 65 | 29.1 | 77 | 34.5 | 109 | 68.1 | 48 | 30.0 | 3 | 1.9 |
| Wallaki..... | 11 | 13.4 | 31 | 37.8 | 40 | 48.8 | 99 | 68.3 | 45 | 31.0 | 1 | 0.7 |
| CADDOAN STOCK..... | 766 | 48.7 | 610 | 38.8 | 193 | 12.3 | 185 | 66.8 | 73 | 26.4 | 17 | 6.1 |
| Arikara..... | 183 | 49.2 | 130 | 34.9 | 58 | 15.6 | 45 | 62.5 | 18 | 25.0 | 9 | 12.5 |
| Caddo..... | 177 | 52.7 | 128 | 38.1 | 31 | 9.2 | 79 | 68.1 | 33 | 28.4 | 2 | 1.7 |
| Pawnee..... | 240 | 44.1 | 238 | 43.8 | 62 | 11.4 | 51 | 66.2 | 20 | 26.0 | 6 | 7.8 |
| Wichita..... | 162 | 52.6 | 107 | 34.7 | 39 | 12.7 | 9 | | 1 | | | |
| CHIMAKUAN STOCK..... | 116 | 40.6 | 112 | 39.2 | 56 | 19.6 | 16 | | 2 | | 2 | |
| Quileute..... | 95 | 39.6 | 92 | 38.3 | 51 | 21.3 | 16 | | 1 | | 2 | |

AGE DISTRIBUTION.

AGE DISTRIBUTION OF INDIANS OF FULL BLOOD AND OF MIXED BLOOD, FOR EACH PRINCIPAL STOCK AND TRIBE: 1910—Continued.

[This table shows each stock and tribe having 200 or more Indians in 1910. Per cent not shown where base is less than 50.]

| Table 43—Continued. STOCK AND TRIBE. | INDIANS OF FULL BLOOD: 1910. | | | | | | INDIANS OF MIXED BLOOD: 1910. | | | | | |
|---|------------------------------|-----------|------------------------|-----------|---------------------------|-----------|-------------------------------|-----------|------------------------|-----------|---------------------------|-----------|
| | Under 20 years of age. | | 20 to 50 years of age. | | 51 years of age and over. | | Under 20 years of age. | | 20 to 50 years of age. | | 51 years of age and over. | |
| | Number. | Per cent. | Number. | Per cent. | Number. | Per cent. | Number. | Per cent. | Number. | Per cent. | Number. | Per cent. |
| UNITED STATES—Continued. | | | | | | | | | | | | |
| CHINOOKAN STOCK..... | 103 | 35.5 | 180 | 40.5 | 106 | 23.1 | 249 | 57.1 | 147 | 33.7 | 38 | 8.7 |
| Chinook..... | 16 | 30.2 | 21 | 39.6 | 15 | 28.3 | 160 | 57.5 | 88 | 33.7 | 22 | 8.4 |
| Wasco..... | 61 | 38.4 | 58 | 36.5 | 40 | 25.2 | 46 | 55.4 | 26 | 31.3 | 10 | 12.0 |
| Wishram..... | 76 | 35.2 | 95 | 44.0 | 42 | 19.4 | 27 | 47.4 | 26 | 43.9 | 5 | 8.8 |
| CROATAN GROUP..... | 257 | 56.1 | 160 | 34.9 | 37 | 8.1 | 3,016 | 56.1 | 1,852 | 34.5 | 502 | 9.3 |
| Croatian..... | 257 | 56.1 | 160 | 34.9 | 37 | 8.1 | 3,016 | 56.1 | 1,852 | 34.5 | 502 | 9.3 |
| IROQUOIAN STOCK..... | 5,391 | 45.2 | 4,875 | 40.8 | 1,654 | 13.9 | 17,348 | 63.9 | 8,065 | 29.7 | 1,700 | 6.3 |
| Cherokee..... | 3,075 | 44.6 | 2,889 | 41.9 | 932 | 13.5 | 15,810 | 65.0 | 7,086 | 29.1 | 1,413 | 5.8 |
| Mohawk..... | 25 | 39.7 | 32 | 50.8 | 6 | 9.5 | 129 | 42.4 | 133 | 43.8 | 41 | 13.5 |
| Oneida..... | 970 | 46.2 | 829 | 39.5 | 297 | 14.2 | 197 | 59.2 | 107 | 32.1 | 29 | 8.7 |
| Onondaga..... | 138 | 46.2 | 130 | 43.5 | 30 | 10.0 | 40 | 62.5 | 16 | 25.0 | 7 | 10.9 |
| St. Regis..... | 83 | 62.4 | 39 | 29.3 | 11 | 8.3 | 581 | 53.5 | 388 | 35.7 | 116 | 10.7 |
| Seneca..... | 914 | 45.2 | 791 | 39.1 | 308 | 15.2 | 316 | 55.2 | 200 | 35.0 | 55 | 9.6 |
| Tuscarora..... | 132 | 43.3 | 121 | 39.7 | 52 | 17.0 | 48 | 57.8 | 26 | 31.3 | 9 | 10.8 |
| Wyandot..... | 17 | | 11 | | 6 | | 191 | 60.1 | 95 | 29.9 | 32 | 10.1 |
| KAROK STOCK..... | 121 | 33.2 | 147 | 40.4 | 95 | 26.1 | 258 | 62.8 | 144 | 35.0 | 9 | 2.2 |
| Orleans..... | 121 | 33.2 | 147 | 40.4 | 95 | 26.1 | 258 | 62.8 | 144 | 35.0 | 9 | 2.2 |
| KERESAN STOCK..... | 1,902 | 47.8 | 1,603 | 40.3 | 470 | 11.8 | 28 | | 5 | | 2 | |
| Acoma..... | 317 | 46.2 | 273 | 39.8 | 96 | 14.0 | 5 | | | | | |
| Cochiti..... | 103 | 43.5 | 109 | 46.0 | 25 | 10.5 | | | | | | |
| Laguna..... | 717 | 50.2 | 528 | 37.0 | 182 | 12.8 | 21 | | 5 | | 1 | |
| San Felipe..... | 213 | 43.6 | 205 | 42.1 | 69 | 14.1 | | | | | 1 | |
| Santa Ana..... | 86 | 40.8 | 100 | 47.4 | 25 | 11.8 | | | | | | |
| Santo Domingo..... | 415 | 50.8 | 344 | 42.1 | 58 | 7.1 | | | | | | |
| KIOWAN STOCK..... | 404 | 49.4 | 298 | 36.4 | 114 | 13.9 | 225 | 76.0 | 60 | 20.3 | 9 | 3.0 |
| Kiowa..... | 404 | 49.4 | 298 | 36.4 | 114 | 13.9 | 225 | 76.0 | 60 | 20.3 | 9 | 3.0 |
| KUTENAIAN STOCK..... | 83 | 32.5 | 123 | 48.2 | 49 | 19.2 | 163 | 57.6 | 101 | 35.7 | 19 | 6.7 |
| Kutenai..... | 83 | 32.5 | 123 | 48.2 | 49 | 19.2 | 163 | 57.6 | 101 | 35.7 | 19 | 6.7 |
| LUTUAMIAN STOCK..... | 230 | 35.0 | 236 | 35.9 | 189 | 28.8 | 212 | 60.3 | 103 | 32.2 | 4 | 1.8 |
| Klamath..... | 156 | 34.0 | 163 | 35.5 | 138 | 30.1 | 156 | 66.1 | 76 | 32.2 | 4 | 1.7 |
| Modoc..... | 74 | 37.4 | 73 | 36.9 | 51 | 25.8 | 56 | 66.7 | 27 | 32.1 | | |
| MAIDU STOCK..... | 181 | 33.3 | 206 | 37.9 | 153 | 28.1 | 338 | 62.5 | 193 | 35.7 | 10 | 1.8 |
| Maidu..... | 181 | 33.3 | 206 | 37.9 | 153 | 28.1 | 338 | 62.5 | 193 | 35.7 | 10 | 1.8 |
| MIWOK STOCK..... | 99 | 28.9 | 141 | 41.1 | 102 | 29.7 | 214 | 60.3 | 127 | 35.8 | 11 | 3.1 |
| Miwok..... | 97 | 29.0 | 138 | 41.2 | 99 | 29.6 | 202 | 60.5 | 120 | 35.0 | 9 | 2.7 |
| MUSKHOGEAN STOCK..... | 6,358 | 46.7 | 5,911 | 43.4 | 1,279 | 9.4 | 10,524 | 68.7 | 4,147 | 27.1 | 635 | 4.1 |
| Alibamu..... | 154 | 53.5 | 111 | 38.5 | 23 | 8.0 | 5 | | | | 1 | |
| Chickasaw..... | 504 | 44.7 | 518 | 45.9 | 99 | 8.8 | 2,219 | 72.2 | 767 | 24.9 | 87 | 2.8 |
| Choctaw..... | 3,369 | 47.5 | 3,004 | 42.3 | 677 | 9.5 | 6,045 | 69.4 | 2,321 | 26.6 | 343 | 3.9 |
| Creek..... | 1,622 | 43.5 | 1,724 | 46.2 | 361 | 9.7 | 2,031 | 64.9 | 915 | 29.2 | 181 | 5.8 |
| Seminole..... | 654 | 50.7 | 514 | 39.9 | 118 | 9.2 | 222 | 56.0 | 144 | 36.7 | 28 | 6.9 |
| PIMAN STOCK..... | 4,268 | 51.2 | 3,035 | 36.4 | 1,015 | 12.2 | 104 | 62.3 | 54 | 32.3 | 9 | 5.4 |
| Papago..... | 1,936 | 52.3 | 1,388 | 37.5 | 369 | 10.0 | 40 | 72.7 | 13 | 23.6 | 2 | 3.6 |
| Pima..... | 2,097 | 50.2 | 1,450 | 34.7 | 614 | 14.7 | 13 | | 6 | | | |
| Yaqui..... | 211 | 49.5 | 183 | 43.0 | 30 | 7.0 | 49 | 55.7 | 32 | 36.4 | 7 | 8.0 |
| POMO STOCK..... | 342 | 37.7 | 340 | 37.5 | 223 | 24.6 | 128 | 58.2 | 76 | 34.5 | 16 | 7.3 |
| Pomo..... | 232 | 38.2 | 220 | 36.2 | 153 | 25.2 | 69 | 59.0 | 39 | 33.3 | 9 | 7.7 |

INDIANS IN THE UNITED STATES.

AGE DISTRIBUTION OF INDIANS OF FULL BLOOD AND OF MIXED BLOOD, FOR EACH PRINCIPAL STOCK AND TRIBE: 1910—Continued.

[This table shows each stock and tribe having 200 or more Indians in 1910. Per cent not shown where base is less than 50.]

| STOCK AND TRIBE. | INDIANS OF FULL BLOOD: 1910. | | | | | | INDIANS OF MIXED BLOOD: 1910. | | | | | |
|--------------------------|------------------------------|-----------|------------------------|-----------|---------------------------|-----------|-------------------------------|-----------|------------------------|-----------|---------------------------|-----------|
| | Under 20 years of age. | | 20 to 50 years of age. | | 51 years of age and over. | | Under 20 years of age. | | 20 to 50 years of age. | | 51 years of age and over. | |
| | Number. | Per cent. | Number. | Per cent. | Number. | Per cent. | Number. | Per cent. | Number. | Per cent. | Number. | Per cent. |
| UNITED STATES—Continued. | | | | | | | | | | | | |
| SALISHAN STOCK..... | 1,957 | 39.1 | 1,825 | 36.5 | 1,192 | 23.8 | 1,748 | 63.7 | 880 | 32.0 | 110 | 4.0 |
| Chehalis..... | 88 | 43.8 | 63 | 31.3 | 50 | 24.9 | 57 | 70.4 | 22 | 27.2 | 2 | 2.5 |
| Clallam..... | 114 | 45.2 | 103 | 40.0 | 32 | 12.7 | 98 | 67.1 | 47 | 32.2 | | |
| Coeur d'Alene..... | 106 | 44.9 | 79 | 33.5 | 48 | 20.3 | 21 | | 13 | | | |
| Columbia..... | 97 | 33.2 | 123 | 42.1 | 65 | 22.3 | 64 | 72.7 | 22 | 25.0 | 1 | 1.1 |
| Colville..... | 124 | 35.9 | 134 | 38.8 | 86 | 24.9 | 257 | 58.8 | 157 | 35.9 | 23 | 5.3 |
| Flathead..... | 79 | 38.3 | 83 | 40.3 | 44 | 21.4 | 178 | 63.6 | 89 | 31.8 | 13 | 4.0 |
| Kalispel..... | 113 | 31.3 | 142 | 39.3 | 106 | 29.4 | 127 | 62.0 | 66 | 32.7 | 9 | 4.5 |
| Lummi..... | 102 | 51.0 | 62 | 31.0 | 36 | 18.0 | 123 | 80.4 | 29 | 19.0 | 1 | 0.7 |
| Okanagan..... | 51 | 42.1 | 47 | 38.8 | 22 | 18.2 | 70 | 51.9 | 37 | 37.8 | 14 | 10.4 |
| Puyallup..... | 73 | 41.0 | 72 | 40.4 | 33 | 18.5 | 74 | 62.2 | 37 | 31.1 | 7 | 5.9 |
| Quinalt..... | 86 | 39.3 | 81 | 37.0 | 52 | 23.7 | 43 | 62.3 | 24 | 34.8 | 2 | 2.9 |
| Sanpoil..... | 58 | 32.2 | 77 | 42.8 | 42 | 23.3 | 23 | | 11 | | 5 | 4.4 |
| Snohomish..... | 212 | 44.9 | 153 | 32.4 | 101 | 21.4 | 118 | 62.1 | 68 | 35.8 | 4 | 2.1 |
| Spokane..... | 128 | 31.3 | 151 | 36.9 | 125 | 30.6 | 139 | 59.7 | 81 | 34.8 | 13 | 5.6 |
| Suquamish..... | 66 | 37.3 | 65 | 36.7 | 45 | 25.4 | 95 | 73.1 | 32 | 24.6 | 2 | 1.5 |
| Swinomish..... | 121 | 43.4 | 95 | 34.1 | 63 | 22.6 | 38 | 70.4 | 15 | 27.8 | 1 | 1.9 |
| SHAHAPTIAN STOCK..... | 1,150 | 34.4 | 1,355 | 40.2 | 811 | 24.1 | 606 | 60.7 | 329 | 33.0 | 60 | 6.0 |
| Klikitat..... | 117 | 34.9 | 133 | 39.7 | 84 | 25.1 | 36 | 56.3 | 26 | 40.6 | 2 | 3.1 |
| Nez Percés..... | 310 | 32.9 | 364 | 37.5 | 260 | 26.8 | 169 | 61.2 | 91 | 33.0 | 14 | 5.1 |
| Umatilla..... | 61 | 27.9 | 94 | 42.0 | 61 | 27.9 | 29 | 54.7 | 16 | 30.2 | 8 | 15.1 |
| Wallawalla..... | 36 | 28.6 | 50 | 39.7 | 40 | 31.7 | 168 | 62.0 | 85 | 31.4 | 18 | 6.6 |
| Warm Springs..... | 211 | 39.2 | 203 | 37.7 | 124 | 23.0 | 7 | | 5 | | | |
| Yakima..... | 371 | 35.6 | 443 | 42.5 | 213 | 20.4 | 194 | 61.2 | 104 | 32.8 | 18 | 5.7 |
| SHASTAN STOCK..... | 479 | 41.2 | 438 | 37.7 | 221 | 19.0 | 266 | 64.4 | 136 | 32.9 | 9 | 2.2 |
| Hat Creek..... | 83 | 37.7 | 79 | 35.9 | 56 | 25.5 | 12 | | 8 | | | |
| Pit River..... | 369 | 43.9 | 326 | 38.8 | 124 | 14.7 | 63 | 64.6 | 47 | 32.6 | 2 | 1.4 |
| Shasta..... | 27 | 26.7 | 33 | 32.7 | 41 | 40.6 | 161 | 64.7 | 81 | 32.5 | 7 | 2.8 |
| SHOSHONEAN STOCK..... | 5,909 | 40.7 | 6,179 | 42.1 | 2,455 | 16.7 | 1,241 | 64.4 | 610 | 31.6 | 65 | 3.4 |
| Bannock..... | 101 | 31.3 | 139 | 43.0 | 83 | 25.7 | 48 | 53.3 | 37 | 41.1 | 5 | 5.6 |
| Chemehuevi..... | 116 | 36.5 | 130 | 41.3 | 70 | 22.2 | 24 | | 15 | | 1 | |
| Comanche..... | 281 | 38.2 | 316 | 42.9 | 127 | 17.3 | 256 | 62.9 | 119 | 29.2 | 29 | 7.1 |
| Hopi..... | 1,003 | 50.0 | 825 | 41.1 | 176 | 8.8 | 2 | | 1 | | | |
| Kawia..... | 294 | 41.9 | 271 | 38.6 | 136 | 19.4 | 3 | | 1 | | | |
| Mono..... | 494 | 40.7 | 525 | 43.2 | 184 | 15.1 | 33 | 63.5 | 19 | 36.5 | | |
| Palute..... | 284 | 42.1 | 265 | 39.3 | 117 | 17.4 | 155 | 69.5 | 62 | 27.8 | 2 | 0.9 |
| Pavlovsk..... | 971 | 36.4 | 1,196 | 44.0 | 489 | 18.4 | 47 | 60.3 | 25 | 32.1 | 5 | 6.4 |
| San Luiseno..... | 139 | 39.6 | 143 | 40.7 | 67 | 19.1 | 155 | 68.3 | 68 | 30.0 | 4 | 1.8 |
| Shoshoni..... | 1,269 | 38.1 | 1,422 | 42.7 | 630 | 18.9 | 77 | 67.0 | 34 | 29.6 | 3 | 2.6 |
| Uta..... | 925 | 43.8 | 847 | 40.1 | 325 | 15.4 | 316 | 62.6 | 177 | 35.0 | 12 | 2.4 |
| SIOUAN STOCK..... | 8,786 | 39.0 | 8,609 | 38.2 | 5,075 | 22.5 | 6,221 | 62.8 | 3,165 | 32.0 | 503 | 5.1 |
| Assinboin..... | 250 | 31.5 | 310 | 39.1 | 233 | 29.4 | 261 | 65.1 | 145 | 32.4 | 11 | 2.5 |
| Crow..... | 409 | 32.9 | 512 | 41.2 | 319 | 25.7 | 274 | 69.2 | 111 | 28.0 | 11 | 2.8 |
| Hidatsa..... | 216 | 51.7 | 131 | 31.3 | 67 | 16.0 | 91 | 70.5 | 33 | 25.6 | 3 | 2.3 |
| Iowa..... | 21 | 35.6 | 28 | 47.5 | 10 | 16.9 | 116 | 62.7 | 58 | 31.4 | 8 | 5.4 |
| Kansa..... | 31 | 43.7 | 28 | 39.4 | 10 | 14.1 | 123 | 73.7 | 39 | 23.4 | 10 | 3.0 |
| Mandan..... | 61 | 37.0 | 57 | 34.5 | 10 | 7.9 | 83 | | 10 | | 1 | |
| Omaha..... | 436 | 40.3 | 324 | 36.6 | 122 | 13.8 | 104 | 72.2 | 86 | 25.0 | 4 | 2.8 |
| Osage..... | 263 | 45.3 | 253 | 42.8 | 79 | 11.8 | 526 | 67.5 | 212 | 27.2 | 36 | 4.6 |
| Oto..... | 99 | 46.9 | 84 | 39.8 | 27 | 12.8 | 70 | 57.9 | 42 | 34.7 | 7 | 5.8 |
| Ponca..... | 189 | 41.0 | 189 | 41.0 | 83 | 18.0 | 269 | 65.9 | 125 | 30.6 | 14 | 3.4 |
| Quapaw..... | 37 | 53.7 | 21 | 35.3 | 5 | | 58 | 74.6 | 26 | 22.0 | 4 | 3.4 |
| Sanfee Sioux..... | 303 | 37.0 | 278 | 34.8 | 217 | 27.2 | 441 | 59.6 | 240 | 32.4 | 59 | 8.0 |
| Sioux..... | 183 | 37.0 | 231 | 46.7 | 79 | 16.0 | 272 | 57.0 | 178 | 37.3 | 27 | 5.7 |
| Sisseton Sioux..... | 560 | 34.3 | 644 | 39.5 | 423 | 25.9 | 545 | 62.2 | 282 | 32.2 | 49 | 5.6 |
| Teton Sioux..... | 4,176 | 39.4 | 3,987 | 37.6 | 2,419 | 22.8 | 2,161 | 60.9 | 1,195 | 33.7 | 192 | 4.2 |
| Brule Sioux..... | 219 | 36.9 | 222 | 37.4 | 152 | 25.0 | 123 | 58.0 | 80 | 37.7 | 9 | 4.2 |
| Hunkpapa Sioux..... | 366 | 38.4 | 410 | 43.0 | 152 | 25.0 | 123 | 58.0 | 80 | 37.7 | 9 | 4.2 |
| Minniconjou Sioux..... | 124 | 35.1 | 119 | 33.7 | 109 | 30.9 | 17 | | 12 | | 4 | |
| Oglala Sioux..... | 1,680 | 40.3 | 1,571 | 37.7 | 913 | 21.9 | 1,096 | 61.1 | 620 | 34.6 | 76 | 4.2 |
| Sans Arc Sioux..... | 18 | 28.1 | 22 | 34.4 | 24 | 37.5 | 104 | 68.4 | 39 | 25.7 | 9 | 5.9 |
| Silasapa..... | 111 | 33.3 | 130 | 39.0 | 92 | 27.6 | 76 | 53.1 | 57 | 39.9 | 10 | 7.0 |
| Two Kettle Sioux..... | 46 | 32.2 | 56 | 39.2 | 41 | 28.7 | 84 | 57.5 | 48 | 32.9 | 14 | 9.6 |
| Other Teton Sioux..... | 1,612 | 40.4 | 1,457 | 36.5 | 812 | 22.8 | 587 | 61.0 | 310 | 32.2 | 64 | 6.7 |
| Winnebago..... | 671 | 43.5 | 599 | 38.8 | 250 | 16.2 | 159 | 57.4 | 97 | 35.0 | 21 | 7.6 |
| Yankton Sioux..... | 453 | 33.0 | 498 | 36.9 | 393 | 29.2 | 441 | 61.4 | 241 | 33.6 | 34 | 4.7 |
| Yanktonai Sioux..... | 422 | 36.9 | 425 | 37.2 | 295 | 25.8 | 139 | 66.2 | 63 | 30.0 | 7 | 3.3 |
| TANOAN STOCK..... | 1,314 | 43.7 | 1,320 | 43.0 | 308 | 12.2 | 65 | 64.4 | 30 | 29.7 | 6 | 5.9 |
| Isleta..... | 346 | 38.7 | 431 | 48.2 | 117 | 13.1 | 18 | | 9 | | 1 | |
| Jemez..... | 211 | 42.3 | 225 | 45.1 | 63 | 12.6 | | | | | | |
| San Juan..... | 175 | 45.8 | 105 | 43.2 | 41 | 10.7 | 4 | | 1 | | | |
| Santa Clara..... | 130 | 48.5 | 113 | 42.2 | 25 | 9.3 | 7 | | 2 | | | |
| Taos..... | 254 | 40.9 | 187 | 36.7 | 67 | 13.2 | 7 | | 1 | | | |
| WAILATPUAN STOCK..... | 111 | 41.4 | 94 | 35.1 | 63 | 23.5 | 39 | 65.0 | 17 | 28.3 | 3 | 5.0 |
| Cayuse..... | 110 | 43.3 | 85 | 33.5 | 59 | 23.2 | 29 | | 11 | | 2 | |

AGE DISTRIBUTION.

AGE DISTRIBUTION OF INDIANS OF FULL BLOOD AND OF MIXED BLOOD, FOR EACH PRINCIPAL STOCK AND TRIBE: 1910—Continued.

[This table shows each stock and tribe having 200 or more Indians in 1910. Per cent not shown where base is less than 50.]

| STOCK AND TRIBE. | INDIANS OF FULL BLOOD: 1910. | | | | | | INDIANS OF MIXED BLOOD: 1910. | | | | | |
|---------------------------------|------------------------------|-----------|------------------------|-----------|---------------------------|-----------|-------------------------------|-----------|------------------------|-----------|---------------------------|-----------|
| | Under 20 years of age. | | 20 to 50 years of age. | | 51 years of age and over. | | Under 20 years of age. | | 20 to 50 years of age. | | 51 years of age and over. | |
| | Number. | Per cent. | Number. | Per cent. | Number. | Per cent. | Number. | Per cent. | Number. | Per cent. | Number. | Per cent. |
| UNITED STATES—Continued. | | | | | | | | | | | | |
| WAKASHAN STOCK..... | 159 | 44.0 | 115 | 31.9 | 84 | 23.3 | 17 | | 10 | | | |
| Makah..... | 157 | 45.9 | 104 | 30.4 | 78 | 22.8 | 12 | | 6 | | | |
| WASHOAN STOCK..... | 206 | 32.0 | 318 | 49.5 | 116 | 18.0 | 105 | 61.8 | 64 | 37.6 | 1 | 0.6 |
| Washo..... | 206 | 32.0 | 318 | 49.5 | 116 | 18.0 | 105 | 61.8 | 64 | 37.6 | 1 | 0.6 |
| WINTUN STOCK..... | 70 | 24.8 | 105 | 37.2 | 106 | 37.6 | 213 | 57.1 | 146 | 39.1 | 14 | 3.8 |
| Wintun..... | 20 | 16.5 | 44 | 36.4 | 56 | 46.3 | 161 | 57.9 | 106 | 38.1 | 11 | 4.0 |
| YOKUTS STOCK..... | 163 | 40.6 | 175 | 43.6 | 62 | 15.5 | 59 | 56.7 | 42 | 40.4 | 3 | 2.9 |
| Yokuts..... | 106 | 41.6 | 109 | 42.7 | 40 | 15.7 | 17 | | 16 | | 2 | |
| YUMAN STOCK..... | 1,698 | 42.5 | 1,531 | 38.3 | 721 | 18.0 | 165 | 74.7 | 50 | 22.0 | 6 | 2.7 |
| Cocopa..... | 103 | 42.4 | 104 | 42.8 | 29 | 11.9 | 1 | | 1 | | | |
| Diegueno..... | 253 | 43.2 | 220 | 37.6 | 100 | 18.6 | 124 | 72.5 | 41 | 24.0 | 6 | 3.5 |
| Maricopa..... | 178 | 48.5 | 130 | 35.4 | 53 | 15.8 | 1 | | | | | |
| Mohave..... | 428 | 41.2 | 388 | 37.4 | 139 | 18.2 | 6 | | 5 | | | |
| Walapai..... | 240 | 49.5 | 157 | 32.4 | 87 | 17.9 | 14 | | 2 | | | |
| Yavapai..... | 117 | 45.7 | 77 | 30.1 | 58 | 22.7 | 4 | | 1 | | | |
| Yuma..... | 302 | 37.0 | 361 | 44.2 | 152 | 18.6 | 15 | | 1 | | | |
| YUROK STOCK..... | 198 | 37.5 | 214 | 40.5 | 114 | 21.6 | 99 | 70.7 | 39 | 27.9 | 2 | 1.4 |
| Wetpspec..... | 198 | 37.5 | 214 | 40.5 | 114 | 21.6 | 99 | 70.7 | 39 | 27.9 | 2 | 1.4 |
| ZUNIAN STOCK..... | 733 | 44.4 | 682 | 41.3 | 228 | 13.8 | 12 | | 3 | | | |
| Zuni..... | 733 | 44.4 | 682 | 41.3 | 228 | 13.8 | 12 | | 3 | | | |
| ALASKA. | | | | | | | | | | | | |
| ATHAPASKAN STOCK..... | 1,574 | 43.2 | 1,782 | 48.9 | 286 | 7.9 | 221 | 80.7 | 50 | 18.2 | 3 | 1.1 |
| Ahtena..... | 122 | 41.6 | 140 | 47.8 | 31 | 10.6 | 3 | | 1 | | | |
| Knalakhotana..... | 316 | 47.0 | 302 | 44.9 | 54 | 8.0 | 20 | | 5 | | | |
| Kutchin..... | 184 | 44.1 | 163 | 46.7 | 32 | 9.2 | 9 | | 1 | | | |
| Tenankutchin..... | 170 | 42.9 | 192 | 48.5 | 34 | 8.6 | 16 | | 3 | | | |
| ESKIMAUAN STOCK..... | 5,698 | 44.3 | 5,939 | 46.2 | 1,083 | 8.4 | 942 | 76.7 | 256 | 20.8 | 21 | 1.7 |
| Aleut..... | 456 | 45.6 | 443 | 44.6 | 96 | 9.6 | 301 | 66.6 | 129 | 28.5 | 15 | 3.3 |
| Chinagmiut..... | 142 | 47.5 | 131 | 43.8 | 26 | 8.7 | 27 | | | | | |
| Kogmiut..... | 345 | 44.9 | 335 | 47.7 | 57 | 7.4 | 13 | | 1 | | | |
| Kaviagmiut..... | 92 | 44.0 | 99 | 47.4 | 18 | 8.6 | 29 | | | | | |
| Khugmiut..... | 256 | 44.4 | 269 | 46.5 | 52 | 9.0 | 18 | | | | | |
| Kowagmiut..... | 240 | 44.0 | 266 | 48.7 | 40 | 7.3 | 15 | | | | | |
| Kuskovakmiut..... | 209 | 57.9 | 133 | 36.8 | 19 | 5.3 | 8 | | 1 | | | |
| Kuskowagmiut..... | 648 | 44.8 | 690 | 47.7 | 109 | 7.5 | 33 | | | | | |
| Magmiut..... | 138 | 50.0 | 159 | 42.3 | 28 | 7.7 | | | | | | |
| Malemniut..... | 188 | 49.1 | 228 | 41.8 | 40 | 7.3 | 17 | | | | | |
| Numagmiut..... | 99 | 35.7 | 142 | 51.3 | 27 | 9.7 | 7 | | | | | |
| Numivagmiut..... | 121 | 40.5 | 155 | 51.8 | 23 | 7.7 | 2 | | 1 | | | |
| Selawigmiut..... | 97 | 37.6 | 144 | 55.8 | 17 | 6.6 | | | | | | |
| Tikeramiut..... | 107 | 35.7 | 153 | 51.0 | 38 | 12.7 | 20 | | | | | |
| Unaligmiut..... | 212 | 50.4 | 176 | 41.8 | 33 | 7.8 | 20 | | | | | |
| Yuit..... | 114 | 39.3 | 134 | 46.2 | 42 | 14.5 | 2 | | | | | |
| Southern Eskimo..... | 1,386 | 43.5 | 1,495 | 46.9 | 284 | 8.9 | 346 | 74.6 | 111 | 23.9 | 6 | 1.3 |
| H Aidan Stock..... | 169 | 44.8 | 155 | 41.1 | 51 | 13.5 | 104 | 68.0 | 46 | 30.1 | 1 | 0.7 |
| Haïda..... | 169 | 44.8 | 155 | 41.1 | 51 | 13.5 | 104 | 68.0 | 46 | 30.1 | 1 | 0.7 |
| Tlingit Stock..... | 1,583 | 40.7 | 1,775 | 45.6 | 520 | 13.6 | 416 | 77.6 | 108 | 20.1 | 12 | 2.2 |
| Auk..... | 80 | 33.1 | 141 | 58.3 | 21 | 8.7 | 22 | | 2 | | 1 | |
| Chilkat..... | 231 | 36.7 | 311 | 40.4 | 87 | 13.8 | 53 | 80.9 | 7 | 11.5 | 1 | 1.6 |
| Henrya..... | 85 | 44.3 | 83 | 43.2 | 24 | 12.5 | 17 | | 5 | | | |
| Huna..... | 247 | 41.9 | 263 | 44.6 | 79 | 13.4 | 30 | | 5 | | | |
| Hutsanwu..... | 218 | 43.8 | 208 | 41.8 | 72 | 14.5 | 36 | | 2 | | | |
| Kake..... | 117 | 42.4 | 108 | 39.1 | 51 | 18.5 | 36 | | 9 | | 1 | |
| Sitka..... | 215 | 40.8 | 213 | 40.4 | 98 | 18.6 | 60 | 74.1 | 19 | 23.5 | 2 | 2.5 |
| Yakutat..... | 118 | 42.8 | 141 | 51.1 | 17 | 6.2 | 30 | | 1 | | | |
| Tsimshian Stock..... | 289 | 47.0 | 227 | 36.9 | 99 | 16.1 | 76 | 66.7 | 35 | 30.7 | 3 | 2.6 |
| Tsimshian..... | 289 | 47.0 | 227 | 36.9 | 99 | 16.1 | 76 | 66.7 | 35 | 30.7 | 3 | 2.6 |

Sex ratios, by age groups.—Table 44 shows the number of Indian males to 100 Indian females, by age groups, in the United States and Alaska in 1910.

| AGE PERIOD. | MALES TO 100 FEMALES IN THE INDIAN POPULATION: 1910. | |
|------------------------|--|---------|
| | United States. | Alaska. |
| All ages..... | 103.5 | 105.3 |
| Under 20 years..... | 102.8 | 105.8 |
| 20 to 50 years..... | 105.4 | 105.0 |
| 51 years and over..... | 100.7 | 105.6 |

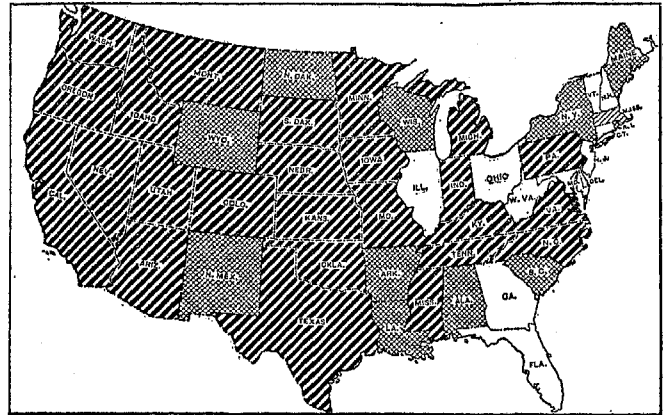
It appears that in the United States in 1910 the reported excess of males was greatest in the group 20 to 50 years of age. In Alaska the proportion of the sexes varied little in the different age groups.

Table 45 shows, for each of the 22 selected states, the number of males to 100 females in each age group, while similar statistics for each principal stock and tribe in the United States and Alaska are presented in Table 46 (p. 65). The excess of males or females in each age group is also shown graphically, by states, in the maps on this page.

| STATE. | INDIAN POPULATION: 1910. | | | | | | | | |
|---------------------------|--------------------------|---------|-----------------------|------------------------|---------|-----------------------|---------------------------|---------|-----------------------|
| | Under 20 years of age. | | | 20 to 50 years of age. | | | 51 years of age and over. | | |
| | Male. | Female. | Males to 100 females. | Male. | Female. | Males to 100 females. | Male. | Female. | Males to 100 females. |
| United States..... | 69,302 | 67,442 | 102.8 | 49,254 | 46,713 | 105.4 | 16,036 | 15,927 | 100.7 |
| Arizona..... | 7,985 | 7,424 | 107.3 | 5,351 | 5,134 | 104.2 | 1,647 | 1,519 | 108.4 |
| California..... | 3,702 | 3,618 | 102.3 | 3,203 | 3,059 | 107.6 | 1,319 | 1,286 | 102.6 |
| Colorado..... | 405 | 372 | 125.0 | 253 | 221 | 114.5 | 89 | 77 | (1) |
| Idaho..... | 700 | 659 | 106.2 | 705 | 689 | 102.3 | 345 | 351 | 98.3 |
| Kansas ² | 514 | 425 | 120.9 | 432 | 272 | 150.8 | 117 | 82 | (1) |
| Michigan..... | 1,705 | 1,659 | 102.4 | 1,556 | 1,321 | 117.7 | 641 | 566 | 113.3 |
| Minnesota..... | 2,411 | 2,246 | 107.3 | 1,615 | 1,600 | 100.9 | 545 | 626 | 87.1 |
| Mississippi..... | 855 | 817 | 112.0 | 235 | 217 | 108.3 | 79 | 40 | (1) |
| Montana..... | 2,525 | 2,409 | 102.3 | 2,123 | 1,940 | 109.4 | 734 | 943 | 77.8 |
| Nebraska..... | 902 | 872 | 103.4 | 634 | 609 | 104.1 | 240 | 240 | 100.0 |
| Nevada..... | 1,031 | 1,023 | 100.8 | 1,146 | 1,153 | 99.0 | 414 | 389 | 106.4 |
| New Mexico..... | 5,386 | 5,448 | 98.9 | 3,911 | 3,673 | 105.5 | 1,109 | 1,015 | 109.3 |
| New York..... | 1,318 | 1,419 | 92.9 | 1,281 | 1,172 | 109.3 | 462 | 368 | 125.5 |
| North Carolina..... | 2,181 | 2,135 | 102.2 | 1,336 | 1,377 | 97.0 | 443 | 372 | 119.1 |
| North Dakota..... | 1,634 | 1,737 | 94.1 | 1,129 | 1,026 | 110.0 | 455 | 490 | 92.9 |
| Oklahoma..... | 22,107 | 21,569 | 102.5 | 12,525 | 12,671 | 98.8 | 2,949 | 2,797 | 105.4 |
| Oregon..... | 1,245 | 1,182 | 105.3 | 912 | 870 | 104.8 | 374 | 497 | 75.3 |
| South Dakota..... | 4,336 | 4,227 | 102.6 | 3,541 | 3,459 | 102.4 | 1,640 | 1,888 | 87.2 |
| Utah..... | 747 | 660 | 113.2 | 668 | 582 | 114.8 | 234 | 191 | 122.5 |
| Washington..... | 2,547 | 2,508 | 101.6 | 2,046 | 1,977 | 103.5 | 862 | 975 | 88.4 |
| Wisconsin..... | 2,542 | 2,551 | 99.6 | 1,928 | 1,705 | 113.1 | 738 | 643 | 114.8 |
| Wyoming..... | 328 | 339 | 96.8 | 325 | 285 | 114.0 | 105 | 100 | 105.0 |
| Total for 22 states..... | 66,706 | 64,859 | 102.8 | 46,944 | 45,017 | 104.3 | 15,547 | 15,464 | 100.5 |
| All other states..... | 2,596 | 2,583 | 102.8 | 2,310 | 1,696 | 136.2 | 489 | 463 | 105.6 |

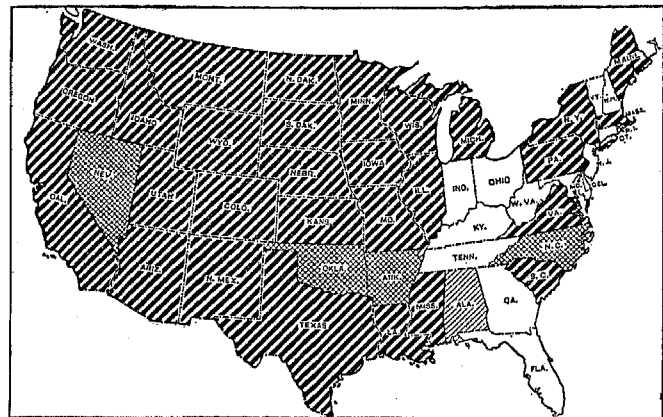
¹ Ratio not shown, the number of females being less than 100.
² Exclusive of Indians in Haskell Institute, who are included in the total for "All other states."

EXCESS OF MALES OR FEMALES AMONG INDIANS UNDER 20 YEARS OF AGE: 1910.



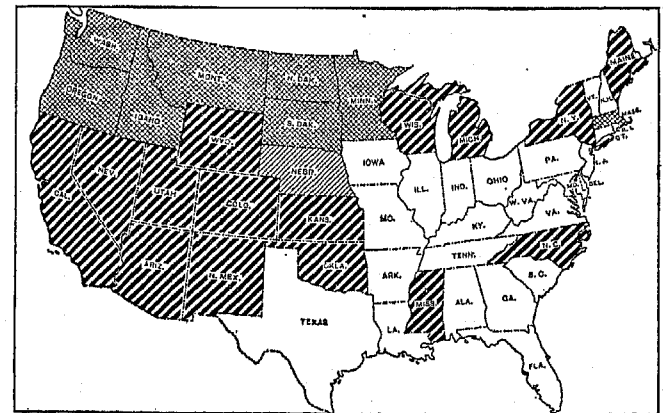
Excess of males. Excess of females. Number identical. Less than 100 Indians under 20 years of age in state.

EXCESS OF MALES OR FEMALES AMONG INDIANS 20 TO 50 YEARS OF AGE: 1910.



Excess of males. Excess of females. Number identical. Less than 100 Indians 20 to 50 years of age in state.

EXCESS OF MALES OR FEMALES AMONG INDIANS 51 YEARS OF AGE AND OVER: 1910.



Excess of males. Excess of females. Number identical. Less than 100 Indians 51 years of age and over in state.

AGE DISTRIBUTION.

65

MALES TO 100 FEMALES IN EACH AGE GROUP, FOR EACH PRINCIPAL STOCK AND TRIBE: 1910.

[This table shows each stock and tribe having 200 or more Indians in 1910. Ratio not shown where number of females is less than 100.]

| Table 46 STOCK AND TRIBE. | INDIANS REPORTED ON SPECIAL SCHEDULE: 1910. | | | | | | | | | STOCK AND TRIBE. | INDIANS REPORTED ON SPECIAL SCHEDULE: 1910. | | | | | | | | |
|------------------------------|---|--------------|----------------------------------|------------------------|--------------|----------------------------------|---------------------------|--------------|----------------------------------|-----------------------|---|--------------|----------------------------------|------------------------|--------------|----------------------------------|---------------------------|--------------|----------------------------------|
| | Under 20 years of age. | | | 20 to 50 years of age. | | | 51 years of age and over. | | | | Under 20 years of age. | | | 20 to 50 years of age. | | | 51 years of age and over. | | |
| | Male. | Fe- male. | Males to 100 fe- males. | Male. | Fe- male. | Males to 100 fe- males. | Male. | Fe- male. | Males to 100 fe- males. | | Male. | Fe- male. | Males to 100 fe- males. | Male. | Fe- male. | Males to 100 fe- males. | Male. | Fe- male. | Males to 100 fe- males. |
| UNITED STATES. | | | | | | | | | | | | | | | | | | | |
| ALGONQUIAN STOCK..... | 10,416 | 10,141 | 102.7 | 7,831 | 7,082 | 110.6 | 2,722 | 2,713 | 100.3 | LUTUAMIAN STOCK..... | 218 | 225 | 96.9 | 172 | 167 | 103.0 | 76 | 117 | 65.0 |
| Arapaho..... | 307 | 303 | 101.3 | 312 | 290 | 107.6 | 98 | 97 | 101.0 | Klamath..... | 156 | 157 | 99.4 | 119 | 120 | 99.2 | 58 | 84 | 69.0 |
| Cheyenne..... | 637 | 595 | 107.1 | 619 | 627 | 98.7 | 252 | 319 | 79.0 | Modoc..... | 62 | 68 | 91.2 | 53 | 47 | 110.6 | 18 | 38 | 47.4 |
| Chippewa..... | 5,298 | 5,168 | 102.5 | 3,700 | 3,419 | 108.2 | 1,314 | 1,292 | 101.7 | MAIDU STOCK..... | 253 | 264 | 97.7 | 224 | 184 | 121.7 | 86 | 80 | 106.3 |
| Cree..... | 118 | 138 | 85.5 | 84 | 73 | 115.1 | 22 | 23 | 95.7 | Maidu..... | 253 | 264 | 97.7 | 224 | 184 | 121.7 | 86 | 80 | 106.3 |
| Delaware..... | 271 | 250 | 108.4 | 150 | 151 | 99.3 | 34 | 51 | 66.7 | MIWOK STOCK..... | 151 | 162 | 93.2 | 142 | 127 | 111.8 | 44 | 69 | 63.6 |
| Gros Ventres..... | 108 | 124 | 87.1 | 119 | 86 | 137.3 | 30 | 42 | 71.4 | Miwok..... | 146 | 153 | 95.4 | 134 | 125 | 107.2 | 40 | 68 | 58.8 |
| Kickapoo..... | 91 | 68 | 133.9 | 78 | 62 | 125.8 | 24 | 21 | 114.3 | MUSKHOGEAN STOCK..... | 8,584 | 8,417 | 102.0 | 5,041 | 5,115 | 98.6 | 1,061 | 880 | 120.6 |
| Mashpee..... | 44 | 43 | 102.3 | 52 | 37 | 140.5 | 15 | 15 | 100.0 | Aihamu..... | 74 | 85 | 87.1 | 50 | 56 | 89.3 | 14 | 13 | 107.7 |
| Menominee..... | 376 | 304 | 123.7 | 267 | 194 | 137.6 | 123 | 98 | 125.3 | Chickasaw..... | 1,353 | 1,370 | 98.8 | 623 | 693 | 90.0 | 82 | 104 | 78.8 |
| Miami..... | 60 | 60 | 100.0 | 44 | 29 | 151.7 | 18 | 15 | 116.7 | Choctaw..... | 4,846 | 4,628 | 104.6 | 2,675 | 2,893 | 93.3 | 582 | 440 | 129.6 |
| Ottawa..... | 665 | 600 | 110.8 | 524 | 489 | 107.2 | 237 | 196 | 120.9 | Creek..... | 1,842 | 1,852 | 99.5 | 1,311 | 1,384 | 96.1 | 302 | 247 | 122.3 |
| Passamaquoddy..... | 69 | 83 | 83.1 | 95 | 78 | 120.5 | 33 | 25 | 132.0 | Seminole..... | 453 | 447 | 101.3 | 354 | 321 | 110.3 | 80 | 67 | 119.4 |
| Penobscot..... | 51 | 52 | 98.1 | 58 | 48 | 120.8 | 31 | 25 | 124.0 | PIMAN STOCK..... | 2,282 | 2,128 | 107.2 | 1,628 | 1,506 | 108.1 | 548 | 489 | 112.1 |
| Piegan..... | 590 | 595 | 99.2 | 430 | 418 | 102.9 | 102 | 132 | 77.3 | Papago..... | 1,034 | 961 | 107.6 | 704 | 712 | 98.9 | 206 | 171 | 120.5 |
| Potawatomi..... | 725 | 609 | 119.0 | 491 | 341 | 144.0 | 150 | 118 | 127.1 | Pima..... | 1,092 | 1,033 | 105.7 | 784 | 694 | 113.0 | 317 | 302 | 105.0 |
| Sauk and Fox..... | 186 | 180 | 103.3 | 149 | 131 | 113.7 | 42 | 34 | 123.5 | Yaqui..... | 145 | 119 | 121.8 | 131 | 92 | 141.3 | 24 | 15 | 158.7 |
| Shawnee..... | 337 | 404 | 83.4 | 230 | 250 | 92.0 | 59 | 57 | 103.5 | POMO STOCK..... | 240 | 250 | 96.0 | 281 | 219 | 105.5 | 131 | 120 | 109.2 |
| Stockbridges..... | 128 | 124 | 103.2 | 102 | 101 | 101.0 | 40 | 38 | 105.3 | Pomo..... | 158 | 158 | 100.0 | 147 | 140 | 106.0 | 91 | 81 | 111.2 |
| A THAPASKAN STOCK..... | 8,674 | 8,250 | 105.1 | 5,146 | 5,230 | 98.4 | 1,457 | 1,551 | 93.9 | SALISIAN STOCK..... | 1,917 | 1,811 | 105.9 | 1,423 | 1,315 | 108.2 | 661 | 686 | 99.2 |
| Apache..... | 1,286 | 1,151 | 111.7 | 917 | 937 | 97.9 | 305 | 366 | 83.3 | Chehalis..... | 68 | 77 | 88.3 | 50 | 35 | 142.9 | 31 | 21 | 148.6 |
| Hupa..... | 152 | 145 | 104.8 | 106 | 125 | 84.8 | 54 | 57 | 94.7 | Clallam..... | 116 | 96 | 120.8 | 79 | 71 | 111.3 | 16 | 16 | 100.0 |
| Jicarilla Apache..... | 167 | 162 | 103.1 | 132 | 129 | 102.3 | 56 | 48 | 116.7 | Coeur d'Alene..... | 71 | 63 | 112.7 | 54 | 46 | 117.6 | 33 | 23 | 146.5 |
| Mescalero Apache..... | 94 | 100 | 94.0 | 68 | 75 | 90.7 | 28 | 29 | 96.6 | Columbia..... | 81 | 82 | 97.7 | 76 | 72 | 105.6 | 36 | 30 | 120.0 |
| Navajo..... | 6,683 | 6,413 | 104.2 | 3,712 | 3,761 | 98.7 | 910 | 898 | 101.3 | Colville..... | 209 | 172 | 121.5 | 152 | 140 | 108.6 | 57 | 54 | 105.6 |
| Rogue River..... | 107 | 82 | 130.5 | 59 | 54 | 109.3 | 40 | 40 | 100.0 | Flathead..... | 120 | 137 | 87.6 | 94 | 78 | 120.5 | 22 | 25 | 88.0 |
| Wallaki..... | 50 | 60 | 83.3 | 38 | 38 | 100.0 | 17 | 24 | 70.8 | Kalispel..... | 130 | 110 | 118.2 | 107 | 102 | 104.9 | 54 | 61 | 88.7 |
| CADDOAN STOCK..... | 451 | 504 | 89.5 | 341 | 347 | 98.3 | 105 | 105 | 102.9 | Lurmi..... | 115 | 110 | 104.5 | 47 | 44 | 106.8 | 22 | 15 | 146.7 |
| Arikara..... | 104 | 124 | 83.9 | 72 | 76 | 94.7 | 32 | 35 | 91.4 | Oknagan..... | 65 | 61 | 106.6 | 53 | 52 | 101.9 | 18 | 22 | 81.8 |
| Caddo..... | 128 | 128 | 100.0 | 82 | 79 | 103.9 | 19 | 14 | 135.7 | Puyallup..... | 71 | 76 | 93.4 | 57 | 55 | 103.6 | 22 | 21 | 104.8 |
| Pawnee..... | 142 | 153 | 92.8 | 127 | 136 | 93.4 | 35 | 36 | 97.2 | Quinalt..... | 71 | 58 | 122.4 | 52 | 53 | 98.1 | 30 | 24 | 125.0 |
| Wichita..... | 74 | 97 | 76.3 | 55 | 53 | 103.8 | 21 | 18 | 116.7 | Sanpol..... | 44 | 46 | 95.7 | 47 | 48 | 98.1 | 22 | 30 | 73.3 |
| CHIMAKUAN STOCK..... | 76 | 56 | 135.7 | 52 | 62 | 84.0 | 25 | 33 | 75.8 | Snohomish..... | 169 | 161 | 105.0 | 123 | 100 | 123.0 | 50 | 55 | 90.9 |
| Quilente..... | 63 | 48 | 131.3 | 42 | 51 | 82.4 | 23 | 30 | 76.7 | Spokan..... | 123 | 144 | 85.4 | 101 | 131 | 77.1 | 76 | 63 | 120.6 |
| CHINOOKAN STOCK..... | 217 | 195 | 111.3 | 170 | 164 | 103.7 | 70 | 75 | 93.3 | Squamish..... | 84 | 77 | 109.1 | 54 | 43 | 125.6 | 24 | 23 | 104.3 |
| Chinook..... | 76 | 90 | 84.4 | 62 | 47 | 132.1 | 20 | 18 | 111.1 | Swinomish..... | 91 | 68 | 133.8 | 59 | 51 | 115.7 | 28 | 36 | 77.8 |
| Wasco..... | 60 | 47 | 127.7 | 45 | 39 | 115.4 | 22 | 22 | 100.0 | SHAHAPTIAN STOCK..... | 866 | 905 | 95.7 | 807 | 884 | 91.3 | 303 | 485 | 62.3 |
| Wishram..... | 58 | 45 | 128.9 | 55 | 66 | 83.3 | 25 | 28 | 89.3 | Klilkat..... | 77 | 76 | 101.3 | 76 | 87 | 87.4 | 37 | 51 | 72.5 |
| CROATIAN GROUP..... | 1,643 | 1,650 | 99.6 | 968 | 1,054 | 91.8 | 298 | 240 | 124.1 | Nez Perces..... | 247 | 247 | 100.0 | 231 | 229 | 102.2 | 134 | 144 | 93.1 |
| Croatian..... | 1,643 | 1,650 | 99.6 | 968 | 1,054 | 91.8 | 298 | 240 | 124.1 | Umatilla..... | 34 | 56 | 60.7 | 54 | 56 | 96.4 | 26 | 43 | 60.5 |
| IROQUOIAN STOCK..... | 11,717 | 11,324 | 103.5 | 6,750 | 6,398 | 105.7 | 1,829 | 1,601 | 114.2 | Wallawalla..... | 108 | 96 | 112.6 | 70 | 63 | 110.3 | 26 | 32 | 81.3 |
| Cherokee..... | 9,727 | 9,301 | 104.6 | 5,131 | 4,937 | 103.9 | 1,229 | 1,138 | 108.0 | Warm Springs..... | 102 | 116 | 87.9 | 95 | 113 | 84.1 | 58 | 96 | 60.4 |
| Mohawk..... | 84 | 71 | 118.3 | 68 | 97 | 70.2 | 26 | 21 | 123.8 | Yakima..... | 278 | 287 | 96.9 | 249 | 299 | 83.3 | 100 | 132 | 75.8 |
| Oneida..... | 590 | 578 | 102.1 | 501 | 439 | 114.1 | 183 | 143 | 128.0 | SHASTAN STOCK..... | 340 | 405 | 84.0 | 287 | 289 | 99.3 | 118 | 113 | 104.4 |
| Onondaga..... | 83 | 96 | 86.5 | 80 | 67 | 119.4 | 19 | 18 | 105.6 | Hat Creek..... | 53 | 42 | 126.2 | 46 | 41 | 112.2 | 29 | 27 | 107.4 |
| St. Regis..... | 324 | 340 | 95.3 | 242 | 185 | 130.8 | 77 | 50 | 154.0 | Pit River..... | 204 | 258 | 79.1 | 180 | 193 | 93.3 | 74 | 52 | 142.3 |
| Seneca..... | 678 | 698 | 97.1 | 567 | 535 | 106.0 | 220 | 190 | 115.8 | Shasta..... | 83 | 105 | 79.0 | 61 | 55 | 110.9 | 15 | 34 | 44.1 |
| Tuscarora..... | 92 | 96 | 95.8 | 88 | 60 | 146.7 | 34 | 28 | 121.4 | SHOSHONEAN STOCK..... | 3,733 | 3,529 | 105.8 | 3,518 | 3,364 | 104.6 | 1,295 | 1,256 | 103.1 |
| Wyandot..... | 118 | 90 | 131.1 | 52 | 55 | 92.7 | 28 | 10 | 280.0 | Bannock..... | 79 | 70 | 111.4 | 98 | 83 | 116.1 | 42 | 46 | 91.3 |
| KAROK STOCK..... | 194 | 185 | 104.9 | 149 | 142 | 104.9 | 44 | 60 | 73.3 | Chomehuevi..... | 64 | 75 | 85.3 | 77 | 68 | 111.8 | 36 | 35 | 103.4 |
| Orleans..... | 194 | 185 | 104.9 | 149 | 142 | 104.9 | 44 | 60 | 73.3 | Comanche..... | 295 | 256 | 115.2 | 217 | 223 | 95.2 | 71 | 89 | 79.8 |
| KEBESAN STOCK..... | 991 | 945 | 104.9 | 869 | 747 | 116.3 | 266 | 208 | 127.9 | Hopi..... | 516 | 489 | 105.5 | 449 | 377 | 119.1 | 95 | 81 | 117.3 |
| Acoma..... | 167 | 155 | 107.7 | 132 | 141 | 93.6 | 48 | 48 | 100.0 | Kawia..... | 175 | 152 | 115.1 | 173 | 118 | 146.6 | 71 | 65 | 109.2 |
| Cochiti..... | 54 | 49 | 108.2 | 63 | 46 | 136.9 | 14 | 11 | 127.3 | Mono..... | 319 | 331 | 96.4 | 277 | 315 | 87.1 | 86 | 100 | 86.0 |
| Laguna..... | 372 | 374 | 99.5 | 289 | 252 | 114.7 | 95 | 90 | 105.6 | Paiute..... | 176 | 164 | 107.3 | 162 | 142 | 114.1 | 67 | 59 | 113.6 |
| San Felipe..... | 104 | 109 | 96.4 | 131 | 76 | 172.3 | 37 | 33 | 111.8 | Paviotso..... | 574 | 575 | 99.8 | 614 | 698 | 88.2 | 261 | 254 | 102.8 |
| Santa Ana..... | 45 | 41 | 109.8 | 58 | 42 | 138.1 | 22 | 3 | 772.7 | San Luiseno..... | 107 | 109 | 98.2 | 95 | 83 | 114.5 | 36 | 34 | 106.2 |
| Santo Domingo..... | 217 | 198 | 109.6 | 176 | 168 | 104.8 | 41 | 17 | 241.2 | Shoshoni..... | 822 | 764 | 107.6 | 827 | 777 | 106.4 | 316 | 326 | 96.9 |
| KIOWAN STOCK..... | 305 | 329 | 92.7 | 168 | 193 | 87.0 | 61 | 66 | | | | | | | | | | | |

INDIANS IN THE UNITED STATES.

MALES TO 100 FEMALES IN EACH AGE GROUP, FOR EACH PRINCIPAL STOCK AND TRIBE: 1910—Continued.

[This table shows each stock and tribe having 200 or more Indians in 1910. Ratio not shown where number of females is less than 100.]

Table 46—Contd.

| STOCK AND TRIBE. | INDIANS REPORTED ON SPECIAL SCHEDULE: 1910. | | | | | | | | | STOCK AND TRIBE. | INDIANS REPORTED ON SPECIAL SCHEDULE: 1910. | | | | | | | | |
|---------------------------------|---|---------|-----------------------|------------------------|---------|-----------------------|---------------------------|---------|-----------------------|---------------------|---|---------|-----------------------|------------------------|---------|-----------------------|---------------------------|---------|-----------------------|
| | Under 20 years of age. | | | 20 to 50 years of age. | | | 51 years of age and over. | | | | Under 20 years of age. | | | 20 to 50 years of age. | | | 51 years of age and over. | | |
| | Male. | Female. | Males to 100 females. | Male. | Female. | Males to 100 females. | Male. | Female. | Males to 100 females. | | Male. | Female. | Males to 100 females. | Male. | Female. | Males to 100 females. | Male. | Female. | Males to 100 females. |
| UNITED STATES—Continued. | | | | | | | | | | | | | | | | | | | |
| SIOUAN STOCK..... | 7,729 | 7,480 | 103.2 | 6,153 | 5,804 | 106.0 | 2,619 | 3,068 | 85.4 | WAKASHAN STOCK..... | 84 | 92 | | 67 | 58 | | 42 | 42 | |
| Assiniboin..... | 300 | 245 | 122.4 | 239 | 220 | 108.6 | 104 | 145 | 71.7 | Makah..... | 81 | 88 | | 61 | 49 | | 41 | 37 | |
| Crow..... | 388 | 359 | 108.1 | 349 | 327 | 106.7 | 165 | 209 | 78.9 | WASHOAN STOCK..... | 156 | 155 | 100.6 | 189 | 193 | 97.9 | 64 | 53 | |
| Hidatsa..... | 170 | 137 | 124.1 | 83 | 81 | | 34 | 36 | | Washo..... | 156 | 155 | 100.6 | 189 | 193 | 97.9 | 64 | 53 | |
| Iowa..... | 72 | 65 | | 44 | 42 | | 11 | 9 | | WINTUN STOCK..... | 165 | 146 | 113.0 | 140 | 132 | 106.1 | 77 | 49 | |
| Kansa..... | 73 | 81 | | 49 | 18 | | 9 | 6 | | Wintun..... | 95 | 80 | | 76 | 74 | | 40 | 27 | |
| Mandan..... | 51 | 43 | | 35 | 32 | | 20 | 27 | | YOKUTS STOCK..... | 118 | 115 | 102.6 | 122 | 108 | 113.0 | 39 | 30 | |
| Omaha..... | 300 | 281 | 106.8 | 195 | 192 | 101.6 | 70 | 64 | | Yokuts..... | 74 | 54 | | 71 | 59 | | 27 | 17 | |
| Osage..... | 410 | 385 | 106.5 | 247 | 220 | 112.3 | 52 | 54 | | YUMAN STOCK..... | 990 | 895 | 110.6 | 857 | 744 | 115.2 | 406 | 327 | 124.2 |
| Oto..... | 96 | 73 | | 64 | 62 | | 19 | 15 | | Cocopa..... | 55 | 49 | | 52 | 53 | | 17 | 12 | |
| Ponca..... | 220 | 242 | 90.9 | 162 | 154 | 105.2 | 50 | 47 | | Diegueno..... | 193 | 184 | 104.9 | 150 | 111 | 135.1 | 64 | 51 | |
| Quapaw..... | 72 | 70 | | 32 | 35 | | 11 | 11 | | Maricopa..... | 91 | 98 | | 70 | 60 | | 34 | 26 | |
| Santee Sioux..... | 380 | 364 | 104.4 | 274 | 244 | 112.3 | 128 | 148 | 86.5 | Mohave..... | 242 | 192 | 126.0 | 212 | 180 | 117.8 | 96 | 94 | |
| Sioux..... | 253 | 215 | 117.7 | 248 | 168 | 147.6 | 51 | 60 | | Walapai..... | 139 | 115 | 120.9 | 75 | 84 | | 56 | 31 | |
| Sisseton Sioux..... | 566 | 542 | 104.4 | 500 | 429 | 116.6 | 211 | 262 | 80.5 | Yavapai..... | 78 | 60 | | 43 | 49 | | 36 | 23 | |
| Teton Sioux..... | 3,235 | 3,152 | 102.6 | 2,652 | 2,585 | 102.0 | 1,205 | 1,435 | 84.0 | Yuma..... | 156 | 161 | 96.9 | 196 | 166 | 118.1 | 82 | 72 | |
| Brule Sioux..... | 182 | 160 | 113.8 | 158 | 144 | 109.7 | 75 | 87 | | YUROK STOCK..... | 150 | 147 | 102.0 | 113 | 140 | 80.7 | 63 | 53 | |
| Hunkpapa Sioux..... | 211 | 232 | 90.9 | 237 | 207 | 114.5 | 77 | 108 | 71.3 | Weitspee..... | 150 | 147 | 102.0 | 113 | 140 | 80.7 | 63 | 53 | |
| Minniconjou Sioux..... | 76 | 71 | | 64 | 72 | | 46 | 67 | | ZUNIAN STOCK..... | 308 | 377 | 97.6 | 370 | 315 | 117.5 | 127 | 101 | 125.7 |
| Ogala Sioux..... | 1,438 | 1,372 | 104.8 | 1,117 | 1,105 | 101.1 | 460 | 546 | 84.2 | Zuni..... | 308 | 377 | 97.6 | 370 | 315 | 117.5 | 127 | 101 | 125.7 |
| Sans Arc Sioux..... | 64 | 58 | | 32 | 31 | | 14 | 23 | | | | | | | | | | | |
| Sihasapa..... | 92 | 99 | | 102 | 90 | | 49 | 53 | | | | | | | | | | | |
| Two Kettle Sioux..... | 73 | 57 | | 57 | 48 | | 39 | 19 | | | | | | | | | | | |
| Other Teton Sioux..... | 1,069 | 1,103 | 99.6 | 885 | 888 | 99.7 | 445 | 532 | 83.6 | | | | | | | | | | |
| Winnebago..... | 417 | 413 | 101.0 | 353 | 343 | 102.9 | 133 | 138 | 96.4 | | | | | | | | | | |
| Yankton Sioux..... | 419 | 486 | 86.2 | 363 | 386 | 94.0 | 203 | 225 | 90.2 | | | | | | | | | | |
| Yanktonai Sioux..... | 262 | 299 | 87.6 | 239 | 249 | 96.0 | 137 | 168 | 81.5 | | | | | | | | | | |
| TANOAN STOCK..... | 667 | 722 | 92.4 | 745 | 618 | 120.6 | 222 | 163 | 136.2 | | | | | | | | | | |
| Isleta..... | 185 | 189 | 97.9 | 246 | 207 | 118.8 | 66 | 63 | | | | | | | | | | | |
| Jemez..... | 103 | 103 | 104.9 | 136 | 89 | | 37 | 26 | | | | | | | | | | | |
| San Juan..... | 90 | 89 | | 89 | 77 | | 25 | 16 | | | | | | | | | | | |
| Santa Clara..... | 51 | 86 | | 69 | 46 | | 14 | 11 | | | | | | | | | | | |
| Taos..... | 128 | 133 | 96.2 | 101 | 87 | | 43 | 24 | | | | | | | | | | | |
| WAILLATPUAN STOCK..... | 78 | 72 | | 54 | 57 | | 27 | 40 | | | | | | | | | | | |
| Cayuse..... | 69 | 70 | | 44 | 52 | | 25 | 37 | | | | | | | | | | | |

ALASKA.

| | | | | | | | | | | | | | | | | | | |
|-----------------------|-------|-------|-------|-------|-------|-------|-----|-----|-------|----------------------------|-----|-------|-------|-----|-----|-------|-----|-----|
| ATHAPASKAN STOCK..... | 902 | 893 | 101.0 | 948 | 884 | 107.2 | 159 | 130 | 122.3 | ESKIMAUAN STOCK—Continued. | | | | | | | | |
| Ahtna..... | 66 | 59 | | 75 | 66 | | 20 | 11 | | Yuit..... | 61 | 55 | | 71 | 63 | | 17 | 25 |
| Knialahotana..... | 178 | 158 | 112.7 | 169 | 138 | 122.5 | 33 | 21 | | Southern Eskimo..... | 875 | 857 | 102.1 | 861 | 746 | 116.6 | 155 | 135 |
| Kutchin..... | 83 | 80 | | 86 | 78 | | 19 | 13 | | HAIKAN STOCK..... | 143 | 130 | 110.0 | 106 | 95 | | 29 | 23 |
| Tenankutchin..... | 97 | 89 | | 98 | 97 | | 21 | 13 | | Haida..... | 143 | 130 | 110.0 | 106 | 95 | | 29 | 23 |
| ESKIMAUAN STOCK..... | 3,505 | 3,135 | 111.8 | 3,176 | 3,019 | 105.2 | 557 | 547 | 101.8 | TLINGIT STOCK..... | 995 | 1,004 | 99.1 | 949 | 934 | 101.6 | 278 | 263 |
| Aleut..... | 404 | 353 | 114.4 | 288 | 287 | 100.3 | 61 | 50 | | Auk..... | 47 | 55 | | 82 | 61 | | 14 | 8 |
| Chnagmiut..... | 100 | 69 | | 66 | 65 | | 14 | 12 | | Chilkat..... | 140 | 144 | 97.2 | 167 | 151 | 110.0 | 43 | 45 |
| Ikgomiut..... | 172 | 180 | 92.5 | 173 | 194 | 89.2 | 29 | 28 | | Hanya..... | 50 | 52 | | 49 | 39 | | 15 | 9 |
| Kavagmiut..... | 66 | 55 | | 48 | 51 | | 6 | 12 | | Huna..... | 141 | 136 | 103.7 | 125 | 143 | 87.4 | 36 | 43 |
| Kingumiut..... | 153 | 118 | 132.2 | 148 | 120 | 123.3 | 26 | 26 | | Hutsnuwu..... | 131 | 123 | 106.5 | 101 | 109 | 92.7 | 36 | 36 |
| Kowagmiut..... | 141 | 114 | 123.7 | 141 | 125 | 112.8 | 19 | 21 | | Kake..... | 80 | 73 | | 62 | 65 | | 31 | 21 |
| Kuskovakmiut..... | 135 | 82 | | 67 | 67 | | 10 | 9 | | Sitka..... | 131 | 144 | 91.0 | 115 | 117 | 98.3 | 49 | 51 |
| Kuskwogmiut..... | 344 | 337 | 102.1 | 348 | 342 | 98.3 | 55 | 54 | | Yakutat..... | 70 | 78 | | 65 | 77 | | 8 | 9 |
| Magomiut..... | 85 | 103 | 82.5 | 79 | 80 | | 12 | 17 | | TSIMSHIAN STOCK..... | 187 | 178 | 105.1 | 143 | 119 | 120.2 | 54 | 48 |
| Malemiut..... | 149 | 136 | 109.6 | 118 | 110 | 107.3 | 21 | 19 | | Tsimshian..... | 187 | 178 | 105.1 | 143 | 119 | 120.2 | 54 | 48 |
| Nunatogmiut..... | 56 | 50 | | 83 | 60 | | 21 | 11 | | | | | | | | | | |
| Nunivagmiut..... | 69 | 54 | | 80 | 75 | | 12 | 11 | | | | | | | | | | |
| Selawigmiut..... | 54 | 43 | | 79 | 65 | | 7 | 10 | | | | | | | | | | |
| Tikeramiut..... | 60 | 67 | | 83 | 70 | | 15 | 23 | | | | | | | | | | |
| Unaligmiut..... | 131 | 101 | 129.7 | 74 | 102 | 72.5 | 16 | 17 | | | | | | | | | | |

Table 47 shows, for the United States, the sex distribution, by age periods, for Indians of full blood, of mixed blood, of full-tribal blood, and of mixed-tribal blood.

Table 47

| AGE PERIOD. | MALES TO 100 FEMALES IN THE INDIAN POPULATION: 1910. | | | |
|------------------------|--|--------------|--------------------|---------------------|
| | Full blood. | Mixed blood. | Full-tribal blood. | Mixed-tribal blood. |
| All ages..... | 101.7 | 106.4 | 101.2 | 109.3 |
| Under 20 years..... | 103.9 | 102.3 | 104.0 | 102.9 |
| 20 to 50 years..... | 101.8 | 111.5 | 100.7 | 124.5 |
| 51 years and over..... | 95.9 | 124.5 | 95.4 | 106.3 |

The sex distribution of Indians in the youngest age group was substantially the same in all classes. In the intermediate age group, however, a decided difference appears, the proportion of males being much greater among Indians of mixed-tribal blood and among Indians of mixed blood than among those of full blood or of full-tribal blood. In the oldest age group among Indians of full blood and of full-tribal blood the females were actually in excess, while among those of mixed tribal and of mixed blood the males predominated. A partial explanation of these conditions lies in the fact that the male full-bloods have

been more frequently exposed to the dangers of war than the mixed-bloods, and that this was more frequently the case in the period when the Indians who are now in the older age group were young than during the lifetime of those in the other age groups. Errors in classification of Indian women have probably also affected the statistics.

Table 48 shows, for each of the 22 selected states, the number of males to 100 females in each age group among the Indians of full blood and of mixed blood, respectively, while similar statistics, for each stock and tribe in the United States and Alaska having 200 or more Indians in 1910, are presented in Table 49.

| Table 48 | UNDER 20 YEARS OF AGE. | | | 20 TO 50 YEARS OF AGE. | | | 51 YEARS OF AGE AND OVER. | | | STATE. | | | UNDER 20 YEARS OF AGE. | | | 20 TO 50 YEARS OF AGE. | | | 51 YEARS OF AGE AND OVER. | | |
|---------------------------|------------------------|---------|-----------------------|------------------------|---------|-----------------------|---------------------------|---------|-----------------------|---------------------------|---------|-----------------------|------------------------|---------|-----------------------|------------------------|---------|-----------------------|---------------------------|---------|-----------------------|
| | Male. | Female. | Males to 100 females. | Male. | Female. | Males to 100 females. | Male. | Female. | Males to 100 females. | Male. | Female. | Males to 100 females. | Male. | Female. | Males to 100 females. | Male. | Female. | Males to 100 females. | Male. | Female. | Males to 100 females. |
| | INDIANS OF FULL BLOOD. | | | | | | | | | INDIANS OF MIXED BLOOD. | | | | | | | | | | | |
| United States... | 34,200 | 32,929 | 103.9 | 29,415 | 28,889 | 101.8 | 11,757 | 12,262 | 95.9 | United States... | 29,612 | 28,941 | 102.3 | 15,295 | 13,713 | 111.5 | 3,170 | 2,550 | 124.5 | | |
| Arizona..... | 7,401 | 6,939 | 106.7 | 4,896 | 4,738 | 103.3 | 1,540 | 1,433 | 107.9 | Arizona..... | 108 | 115 | 146.1 | 67 | 47 | (1) | 11 | 5 | (1) | | |
| California..... | 2,042 | 1,965 | 103.9 | 2,069 | 2,080 | 99.5 | 1,135 | 1,131 | 100.4 | California..... | 1,343 | 1,298 | 103.5 | 824 | 619 | 133.1 | 82 | 41 | (1) | | |
| Colorado..... | 181 | 170 | 106.5 | 128 | 128 | 98.4 | 62 | 60 | (1) | Colorado..... | 23 | 14 | (1) | 2 | 5 | (1) | 4 | 2 | (1) | | |
| Idaho..... | 524 | 497 | 105.4 | 570 | 584 | 97.6 | 319 | 336 | 94.9 | Idaho..... | 158 | 150 | 105.3 | 105 | 82 | (1) | 11 | 6 | (1) | | |
| Kansas ² | 108 | 81 | (1) | 155 | 69 | (1) | 60 | 36 | (1) | Kansas ² | 281 | 227 | 123.8 | 187 | 130 | 143.8 | 37 | 26 | (1) | | |
| Michigan..... | 698 | 640 | 109.1 | 749 | 675 | 111.0 | 386 | 371 | 104.0 | Michigan..... | 880 | 837 | 105.1 | 639 | 509 | 125.5 | 205 | 146 | 140.4 | | |
| Minnesota..... | 879 | 759 | 115.8 | 702 | 753 | 93.2 | 328 | 435 | 75.4 | Minnesota..... | 1,467 | 1,415 | 103.7 | 847 | 780 | 108.0 | 198 | 176 | 112.5 | | |
| Mississippi..... | 306 | 270 | 113.3 | 203 | 191 | 106.3 | 68 | 39 | (1) | Mississippi..... | 26 | 29 | (1) | 14 | 12 | (1) | 5 | 4 | (1) | | |
| Montana..... | 1,127 | 1,174 | 96.0 | 1,274 | 1,234 | 103.2 | 587 | 804 | 73.0 | Montana..... | 1,230 | 1,146 | 107.3 | 713 | 604 | 118.0 | 105 | 93 | (1) | | |
| Nebraska..... | 511 | 485 | 105.4 | 440 | 441 | 99.8 | 204 | 209 | 97.6 | Nebraska..... | 314 | 315 | 99.7 | 143 | 122 | 117.2 | 24 | 21 | (1) | | |
| Nevada..... | 812 | 771 | 105.3 | 941 | 990 | 94.5 | 389 | 363 | 107.2 | Nevada..... | 159 | 182 | 87.4 | 92 | 72 | (1) | 1 | 2 | (1) | | |
| New Mexico..... | 5,253 | 5,308 | 99.0 | 3,829 | 3,592 | 106.6 | 1,087 | 991 | 109.7 | New Mexico..... | 63 | 57 | (1) | 26 | 21 | (1) | 5 | 3 | (1) | | |
| New York..... | 608 | 652 | 93.3 | 583 | 557 | 104.7 | 240 | 200 | 120.0 | New York..... | 509 | 516 | 98.6 | 404 | 354 | 114.1 | 136 | 105 | 129.5 | | |
| North Carolina..... | 336 | 299 | 112.4 | 269 | 272 | 98.9 | 110 | 103 | 106.8 | North Carolina..... | 1,065 | 1,060 | 100.3 | 981 | 1,011 | 97.0 | 298 | 238 | 125.2 | | |
| North Dakota..... | 506 | 496 | 102.0 | 469 | 432 | 108.6 | 260 | 327 | 79.5 | North Dakota..... | 1,022 | 1,149 | 88.9 | 569 | 517 | 110.1 | 163 | 134 | 123.9 | | |
| Oklahoma..... | 5,866 | 6,635 | 104.1 | 5,432 | 5,037 | 107.6 | 1,597 | 1,601 | 99.8 | Oklahoma..... | 14,875 | 14,510 | 102.5 | 6,388 | 6,184 | 103.3 | 1,232 | 1,043 | 118.1 | | |
| Oregon..... | 540 | 510 | 105.9 | 540 | 562 | 96.1 | 303 | 441 | 68.7 | Oregon..... | 587 | 538 | 109.1 | 261 | 214 | 122.0 | 39 | 26 | (1) | | |
| South Dakota..... | 2,573 | 2,512 | 102.4 | 2,481 | 2,506 | 99.0 | 1,434 | 1,715 | 83.6 | South Dakota..... | 1,637 | 1,604 | 102.1 | 984 | 856 | 115.0 | 169 | 148 | 114.2 | | |
| Utah..... | 701 | 699 | 117.0 | 612 | 553 | 110.7 | 223 | 186 | 119.9 | Utah..... | 23 | 38 | (1) | 26 | 10 | (1) | 2 | 2 | (1) | | |
| Washington..... | 1,332 | 1,281 | 104.0 | 1,207 | 1,323 | 91.1 | 733 | 835 | 87.8 | Washington..... | 934 | 941 | 99.3 | 561 | 419 | 133.9 | 87 | 60 | (1) | | |
| Wisconsin..... | 1,115 | 1,160 | 96.1 | 1,017 | 971 | 104.7 | 486 | 471 | 103.2 | Wisconsin..... | 1,287 | 1,244 | 103.5 | 782 | 636 | 123.0 | 227 | 149 | 152.3 | | |
| Wyoming..... | 250 | 240 | 104.2 | 261 | 237 | 110.1 | 92 | 90 | (1) | Wyoming..... | 77 | 94 | (1) | 57 | 40 | (1) | 9 | 7 | (1) | | |
| Total for 22 states..... | 33,609 | 32,443 | 103.8 | 28,825 | 28,533 | 101.0 | 11,649 | 12,167 | 95.7 | Total for 22 states..... | 28,728 | 28,079 | 102.3 | 14,672 | 13,244 | 110.8 | 3,063 | 2,437 | 125.8 | | |
| All other states..... | 531 | 486 | 109.3 | 590 | 356 | 165.7 | 108 | 95 | (1) | All other states..... | 884 | 862 | 102.6 | 623 | 469 | 132.8 | 123 | 118 | 108.3 | | |

¹ Ratio not shown, the number of females being less than 100. ² Exclusive of Indians in Haskell Institute, who are included in the total for "All other states."

MALES TO 100 FEMALES IN EACH AGE GROUP AMONG INDIANS OF FULL BLOOD AND OF MIXED BLOOD, FOR EACH PRINCIPAL STOCK AND TRIBE: 1910.

[This table shows each stock and tribe having 200 or more Indians in 1910. Ratio not shown where number of females is less than 100.]

| Table 49 | INDIANS OF FULL BLOOD: 1910. | | | | | | | | | INDIANS OF MIXED BLOOD: 1910. | | | | | | | | | |
|--------------------------|------------------------------|---------|-----------------------|------------------------|---------|-----------------------|---------------------------|---------|-----------------------|-------------------------------|---------|-----------------------|------------------------|---------|-----------------------|---------------------------|---------|-----------------------|--|
| | Under 20 years of age. | | | 20 to 50 years of age. | | | 51 years of age and over. | | | Under 20 years of age. | | | 20 to 50 years of age. | | | 51 years of age and over. | | | |
| | Male. | Female. | Males to 100 females. | Male. | Female. | Males to 100 females. | Male. | Female. | Males to 100 females. | Male. | Female. | Males to 100 females. | Male. | Female. | Males to 100 females. | Male. | Female. | Males to 100 females. | |
| UNITED STATES. | | | | | | | | | | | | | | | | | | | |
| ALGONQUIAN STOCK..... | 3,796 | 3,500 | 105.7 | 3,749 | 3,635 | 103.1 | 1,689 | 1,889 | 89.4 | 6,551 | 6,496 | 100.8 | 4,030 | 3,400 | 118.5 | 1,016 | 805 | 126.2 | |
| Arapaho..... | 271 | 266 | 101.9 | 261 | 276 | 105.4 | 98 | 97 | | 36 | 37 | | 21 | 14 | | | | | |
| Cheyenne..... | 519 | 492 | 105.5 | 548 | 554 | 98.9 | 241 | 302 | 79.8 | 101 | 86 | | 56 | 68 | | 7 | 6 | | |
| Chippewa..... | 1,483 | 1,323 | 112.1 | 1,329 | 1,370 | 97.0 | 664 | 789 | 84.2 | 3,785 | 3,830 | 98.8 | 2,350 | 2,025 | 116.0 | 640 | 498 | 128.5 | |
| Cree..... | 4 | 4 | | 11 | 12 | | 3 | 6 | | 113 | 134 | 84.3 | 73 | 61 | | 19 | 17 | | |
| Delaware..... | 50 | 56 | | 60 | 61 | | 17 | 34 | | 221 | 200 | 110.5 | 88 | 90 | | 17 | 17 | | |
| Gros Ventres..... | 74 | 79 | | 94 | 71 | | 30 | 41 | | 34 | 44 | | 25 | 15 | | | | | |
| Kickapoo..... | 46 | 43 | | 60 | 48 | | 20 | 19 | | 45 | 25 | | 18 | 13 | | 4 | 2 | | |
| Mashpee..... | 1 | | | | | | | | | 43 | 43 | | 52 | 37 | | 15 | 15 | | |
| Menominee..... | 137 | 139 | 98.6 | 150 | 108 | 138.9 | 86 | 84 | | 239 | 225 | 106.2 | 115 | 86 | | 37 | 14 | | |
| Miami..... | 12 | 14 | | 12 | 7 | | 8 | 6 | | 48 | 46 | | 31 | 22 | | 10 | 9 | | |
| Ottawa..... | 369 | 325 | 113.5 | 353 | 328 | 107.6 | 180 | 161 | 111.8 | 296 | 275 | 107.6 | 171 | 161 | 106.2 | 57 | 35 | | |
| Pasamaquoddy..... | 55 | 63 | | 70 | 58 | | 25 | 24 | | 14 | 20 | | 25 | 20 | | 8 | 4 | | |
| Penobscot..... | 3 | 9 | | 29 | 12 | | 17 | 15 | | 48 | 43 | | 29 | 36 | | 14 | 10 | | |
| Piegian..... | 257 | 279 | 92.1 | 229 | 246 | 93.1 | 87 | 115 | 75.7 | 333 | 310 | 105.4 | 200 | 172 | 116.3 | 15 | 17 | | |
| Potawatomi..... | 228 | 200 | 114.0 | 207 | 150 | 138.0 | 97 | 73 | | 497 | 409 | 121.5 | 283 | 191 | 148.2 | 52 | 45 | | |
| Sauk and Fox..... | 133 | 118 | 112.7 | 120 | 109 | 110.1 | 35 | 30 | | 50 | 60 | | 29 | 21 | | 7 | 4 | | |
| Shawnee..... | 102 | 121 | 84.3 | 104 | 132 | 78.8 | 40 | 36 | | 235 | 283 | 83.0 | 125 | 117 | 106.8 | 18 | 21 | | |
| Stockbridges..... | 23 | 36 | | 33 | 51 | | 16 | 25 | | 108 | 81 | | 69 | 50 | | 24 | 13 | | |
| ATHAPASCAN STOCK. | | | | | | | | | | | | | | | | | | | |
| Apache..... | 8,027 | 7,693 | 104.3 | 4,753 | 4,848 | 98.0 | 1,387 | 1,470 | 94.4 | 374 | 324 | 115.4 | 178 | 144 | 123.6 | 16 | | | |
| Hupa..... | 975 | 892 | 109.3 | 600 | 693 | 99.6 | 249 | 295 | 84.4 | 53 | 37 | | 19 | 14 | | 3 | 1 | | |
| Jicarilla Apache..... | 58 | 60 | | 52 | 74 | | 49 | 52 | | 94 | 85 | | 54 | 51 | | 5 | 5 | | |
| Mescalero Apache..... | 167 | 162 | 103.1 | 132 | 129 | 102.3 | 56 | 48 | | | | | | | | | | | |
| Mescalero Apache..... | 92 | 92 | | 66 | 75 | | 27 | 59 | | 2 | 8 | | 2 | | | 1 | | | |
| Navajo..... | 6,924 | 6,367 | 104.0 | 3,686 | 3,747 | 98.4 | 908 | 896 | 101.3 | 44 | 29 | | 19 | 6 | | 1 | | | |
| Rogue River..... | 43 | 37 | | 33 | 32 | | 37 | 40 | | 64 | 45 | | 26 | 22 | | 3 | | | |
| Wailaki..... | 4 | 7 | | 13 | 18 | | 17 | 23 | | 46 | 53 | | 25 | 20 | | | | | |

INDIANS IN THE UNITED STATES.

MALES TO 100 FEMALES IN EACH AGE GROUP AMONG INDIANS OF FULL BLOOD AND OF MIXED BLOOD, FOR EACH PRINCIPAL STOCK AND TRIBE: 1910—Continued.

[This table shows each stock and tribe having 200 or more Indians in 1910. Ratio not shown where number of females is less than 100.]

Table 49—Continued.

| STOCK AND TRIBE. | INDIANS OF FULL BLOOD: 1910. | | | | | | | | | INDIANS OF MIXED BLOOD: 1910. | | | | | | | | |
|--------------------------|------------------------------|---------|-----------------------|------------------------|---------|-----------------------|---------------------------|---------|-----------------------|-------------------------------|---------|-----------------------|------------------------|---------|-----------------------|---------------------------|---------|-----------------------|
| | Under 20 years of age. | | | 20 to 50 years of age. | | | 51 years of age and over. | | | Under 20 years of age. | | | 20 to 50 years of age. | | | 51 years of age and over. | | |
| | Male. | Female. | Males to 100 females. | Male. | Female. | Males to 100 females. | Male. | Female. | Males to 100 females. | Male. | Female. | Males to 100 females. | Male. | Female. | Males to 100 females. | Male. | Female. | Males to 100 females. |
| CADDOAN STOCK. | 355 | 411 | 86.4 | 299 | 311 | 96.1 | 100 | 93 | 107.7 | 94 | 91 | 103.3 | 40 | 33 | 121.2 | 7 | 10 | 70.0 |
| Arikara..... | 80 | 103 | 77.7 | 62 | 68 | 91.2 | 28 | 30 | 93.3 | 24 | 21 | 114.3 | 10 | 8 | 125.0 | 4 | 5 | 80.0 |
| Caddo..... | 89 | 88 | 101.1 | 65 | 63 | 103.2 | 18 | 13 | 138.5 | 39 | 40 | 97.5 | 17 | 16 | 106.3 | 1 | 1 | 100.0 |
| Pawnee..... | 113 | 127 | 89.0 | 113 | 125 | 90.4 | 32 | 30 | 106.7 | 27 | 24 | 112.5 | 12 | 8 | 150.0 | 2 | 4 | 50.0 |
| Wichita..... | 70 | 92 | 76.1 | 55 | 52 | 105.8 | 21 | 18 | 116.7 | 4 | 5 | 80.0 | 1 | 1 | 100.0 | | | |
| CHIMAKUAN STOCK. | 65 | 51 | 127.7 | 51 | 61 | 83.6 | 25 | 31 | 80.6 | 11 | 5 | 220.0 | 1 | 1 | 100.0 | | | |
| Quileute..... | 52 | 43 | 120.9 | 42 | 50 | 84.0 | 23 | 28 | 82.9 | 11 | 5 | 220.0 | 1 | 1 | 100.0 | | | |
| CHINOOKAN STOCK. | 90 | 73 | 123.3 | 84 | 102 | 82.4 | 47 | 59 | 79.7 | 127 | 122 | 104.1 | 86 | 61 | 141.0 | 23 | 15 | 153.3 |
| Chinook..... | 9 | 7 | 128.6 | 10 | 11 | 90.9 | 5 | 10 | 50.0 | 67 | 83 | 80.7 | 52 | 38 | 136.8 | 15 | 7 | 214.3 |
| Wasco..... | 29 | 32 | 90.6 | 29 | 29 | 100.0 | 17 | 23 | 73.9 | 31 | 15 | 206.7 | 16 | 10 | 160.0 | 5 | 5 | 100.0 |
| Wishram..... | 46 | 30 | 153.3 | 40 | 55 | 72.7 | 22 | 20 | 110.0 | 12 | 15 | 80.0 | 15 | 10 | 150.0 | 3 | 2 | 150.0 |
| CROATAN GROUP. | 127 | 130 | 97.7 | 72 | 88 | 81.8 | 20 | 17 | 117.6 | 1,505 | 1,511 | 99.6 | 892 | 960 | 92.9 | 276 | 226 | 122.1 |
| Croatan..... | 127 | 130 | 97.7 | 72 | 88 | 81.8 | 20 | 17 | 117.6 | 1,505 | 1,511 | 99.6 | 892 | 960 | 92.9 | 276 | 226 | 122.1 |
| IROQUOIAN STOCK. | 2,739 | 2,652 | 103.3 | 2,517 | 2,358 | 106.7 | 875 | 779 | 112.3 | 8,844 | 8,504 | 104.0 | 4,139 | 3,926 | 105.4 | 917 | 789 | 116.2 |
| Cherokee..... | 1,007 | 1,468 | 109.5 | 1,475 | 1,414 | 104.3 | 472 | 460 | 102.6 | 8,048 | 7,762 | 103.7 | 3,617 | 3,469 | 104.3 | 746 | 667 | 111.8 |
| Mohawk..... | 14 | 11 | 127.3 | 13 | 19 | 68.4 | 4 | 2 | 200.0 | 69 | 60 | 115.0 | 55 | 78 | 70.5 | 22 | 19 | 115.8 |
| Oneida..... | 482 | 488 | 98.8 | 448 | 381 | 117.6 | 170 | 127 | 133.9 | 107 | 90 | 118.9 | 52 | 55 | 92.7 | 13 | 16 | 81.3 |
| Onondaga..... | 56 | 82 | 68.3 | 60 | 61 | 98.4 | 16 | 14 | 114.3 | 26 | 14 | 185.7 | 11 | 5 | 220.0 | 3 | 4 | 75.0 |
| St. Regis..... | 25 | 58 | 43.1 | 19 | 20 | 95.0 | 4 | 7 | 57.1 | 269 | 282 | 106.0 | 223 | 165 | 135.2 | 73 | 43 | 169.8 |
| Seneca..... | 465 | 449 | 103.6 | 403 | 388 | 103.9 | 166 | 142 | 116.9 | 157 | 159 | 98.7 | 104 | 96 | 108.3 | 29 | 26 | 111.5 |
| Tuscarora..... | 89 | 63 | 141.3 | 67 | 54 | 124.1 | 23 | 24 | 95.8 | 21 | 27 | 77.8 | 21 | 5 | 420.0 | 5 | 4 | 125.0 |
| Wyandot..... | 9 | 8 | 112.5 | 4 | 7 | 57.1 | 5 | 1 | 500.0 | 109 | 82 | 133.0 | 47 | 48 | 97.9 | 23 | 9 | 255.6 |
| KAROK STOCK. | 61 | 60 | 101.7 | 65 | 82 | 79.3 | 39 | 56 | 69.7 | 133 | 125 | 106.4 | 84 | 60 | 140.0 | 5 | 4 | 125.0 |
| Orleans..... | 61 | 60 | 101.7 | 65 | 82 | 79.3 | 39 | 56 | 69.7 | 133 | 125 | 106.4 | 84 | 60 | 140.0 | 5 | 4 | 125.0 |
| KERESAN STOCK. | 979 | 923 | 106.1 | 862 | 741 | 116.3 | 264 | 206 | 128.2 | 12 | 14 | 85.7 | 2 | 3 | 66.7 | 1 | 1 | 100.0 |
| Acoma..... | 165 | 152 | 108.6 | 132 | 141 | 93.6 | 48 | 48 | 100.0 | 2 | 3 | 66.7 | | | | | | |
| Cochiti..... | 54 | 49 | 108.2 | 63 | 46 | 137.0 | 14 | 11 | 127.3 | 10 | 11 | 90.9 | 2 | 3 | 66.7 | 1 | 1 | 100.0 |
| Laguna..... | 362 | 355 | 102.0 | 282 | 246 | 114.6 | 94 | 88 | 106.8 | | | | | | | | | |
| San Felipe..... | 104 | 109 | 95.4 | 131 | 75 | 174.7 | 36 | 33 | 109.1 | | | | | | | 1 | 1 | 100.0 |
| Santa Ana..... | 45 | 41 | 109.8 | 58 | 42 | 138.1 | 22 | 3 | 733.3 | | | | | | | | | |
| Santo Domingo..... | 217 | 198 | 109.6 | 176 | 168 | 104.8 | 41 | 17 | 241.2 | | | | | | | | | |
| KIOWAN STOCK. | 189 | 215 | 87.9 | 128 | 170 | 75.3 | 54 | 60 | 90.0 | 116 | 109 | 106.4 | 38 | 22 | 172.7 | 5 | 4 | 125.0 |
| Kiowa..... | 189 | 215 | 87.9 | 128 | 170 | 75.3 | 54 | 60 | 90.0 | 116 | 109 | 106.4 | 38 | 22 | 172.7 | 5 | 4 | 125.0 |
| KUTENAIAN STOCK. | 44 | 39 | 112.8 | 59 | 64 | 92.2 | 27 | 22 | 122.7 | 88 | 75 | 117.3 | 60 | 41 | 146.3 | 8 | 11 | 72.7 |
| Kutenai..... | 44 | 39 | 112.8 | 59 | 64 | 92.2 | 27 | 22 | 122.7 | 88 | 75 | 117.3 | 60 | 41 | 146.3 | 8 | 11 | 72.7 |
| LUTUAMIAN STOCK. | 109 | 121 | 90.1 | 114 | 122 | 93.4 | 73 | 116 | 62.9 | 108 | 104 | 103.8 | 58 | 45 | 128.9 | 3 | 1 | 300.0 |
| Klamath..... | 78 | 78 | 100.0 | 75 | 88 | 85.2 | 55 | 83 | 66.3 | 77 | 79 | 97.5 | 44 | 32 | 137.5 | 3 | 1 | 300.0 |
| Modoc..... | 31 | 43 | 72.1 | 39 | 34 | 114.7 | 18 | 33 | 54.5 | 31 | 25 | 124.0 | 14 | 13 | 107.7 | | | |
| MAIDU STOCK. | 87 | 94 | 91.6 | 104 | 102 | 102.0 | 78 | 75 | 104.0 | 189 | 169 | 100.0 | 115 | 78 | 147.5 | 6 | 4 | 150.0 |
| Maidu..... | 87 | 94 | 91.6 | 104 | 102 | 102.0 | 78 | 75 | 104.0 | 189 | 169 | 100.0 | 115 | 78 | 147.5 | 6 | 4 | 150.0 |
| MIWOK STOCK. | 51 | 48 | 106.3 | 74 | 67 | 110.4 | 37 | 65 | 56.9 | 100 | 114 | 87.7 | 68 | 50 | 136.0 | 7 | 4 | 175.0 |
| Miwok..... | 51 | 48 | 106.3 | 74 | 67 | 110.4 | 37 | 65 | 56.9 | 100 | 114 | 87.7 | 68 | 50 | 136.0 | 7 | 4 | 175.0 |
| MUSKOGEOAN STOCK. | 3,215 | 3,143 | 102.3 | 2,923 | 2,988 | 97.8 | 680 | 599 | 113.5 | 5,300 | 5,224 | 101.5 | 2,070 | 2,077 | 99.7 | 368 | 267 | 137.8 |
| Albama..... | 72 | 82 | 87.9 | 55 | 56 | 98.2 | 11 | 12 | 91.7 | 2 | 3 | 66.7 | | | | | | |
| Chickasaw..... | 238 | 266 | 89.5 | 238 | 280 | 85.0 | 35 | 64 | 54.7 | 1,115 | 1,104 | 101.0 | 384 | 383 | 100.3 | 47 | 40 | 117.5 |
| Choctaw..... | 1,781 | 1,588 | 112.2 | 1,517 | 1,487 | 102.0 | 980 | 297 | 330.0 | 3,029 | 3,016 | 100.4 | 1,136 | 1,185 | 95.9 | 197 | 146 | 134.9 |
| Creek..... | 789 | 833 | 94.7 | 825 | 899 | 91.8 | 192 | 169 | 113.6 | 1,023 | 1,003 | 102.5 | 471 | 444 | 106.1 | 108 | 73 | 146.7 |
| Seminole..... | 313 | 341 | 91.8 | 266 | 248 | 107.3 | 61 | 57 | 107.0 | 126 | 96 | 131.3 | 79 | 65 | 121.5 | 15 | 8 | 187.5 |
| PIMAN STOCK. | 2,198 | 2,070 | 106.2 | 1,574 | 1,461 | 107.7 | 635 | 480 | 132.3 | 63 | 41 | 153.7 | 32 | 22 | 145.5 | 6 | 3 | 200.0 |
| Papago..... | 1,005 | 931 | 107.9 | 690 | 698 | 98.9 | 202 | 167 | 121.0 | 20 | 20 | 100.0 | 6 | 7 | 85.7 | 1 | 1 | 100.0 |
| Pima..... | 1,072 | 1,025 | 104.6 | 772 | 678 | 113.9 | 314 | 300 | 104.7 | 12 | 1 | 120.0 | 2 | 4 | 50.0 | | | |
| Yaqui..... | 112 | 99 | 113.1 | 106 | 77 | 137.7 | 18 | 12 | 150.0 | 29 | 20 | 145.0 | 21 | 11 | 190.9 | 5 | 2 | 250.0 |
| POMO STOCK. | 174 | 168 | 103.6 | 169 | 171 | 98.8 | 114 | 109 | 104.6 | 58 | 70 | 82.9 | 44 | 32 | 137.5 | 10 | 6 | 166.7 |
| Pomo..... | 114 | 118 | 96.6 | 110 | 110 | 100.0 | 79 | 74 | 106.8 | 37 | 32 | 115.6 | 22 | 17 | 129.4 | 6 | 3 | 200.0 |

INDIANS IN THE UNITED STATES.

MALES TO 100 FEMALES IN EACH AGE GROUP AMONG INDIANS OF FULL BLOOD AND OF MIXED BLOOD, FOR EACH PRINCIPAL STOCK AND TRIBE: 1910—Continued.

[This table shows each stock and tribe having 200 or more Indians in 1910. Ratio not shown where number of females is less than 100.]

| STOCK AND TRIBE. | INDIANS OF FULL BLOOD: 1910. | | | | | | | | | INDIANS OF MIXED BLOOD: 1910. | | | | | | | | |
|---------------------------------|------------------------------|---------|-----------------------|------------------------|---------|-----------------------|---------------------------|---------|-----------------------|-------------------------------|---------|-----------------------|------------------------|---------|-----------------------|---------------------------|---------|-----------------------|
| | Under 20 years of age. | | | 20 to 50 years of age. | | | 51 years of age and over. | | | Under 20 years of age. | | | 20 to 50 years of age. | | | 51 years of age and over. | | |
| | Male. | Female. | Males to 100 females. | Male. | Female. | Males to 100 females. | Male. | Female. | Males to 100 females. | Male. | Female. | Males to 100 females. | Male. | Female. | Males to 100 females. | Male. | Female. | Males to 100 females. |
| UNITED STATES—Continued. | | | | | | | | | | | | | | | | | | |
| WAILATPUAN STOCK..... | 56 | 55 | | 45 | 49 | | 24 | 39 | | 22 | 17 | | 9 | 8 | | 2 | 1 | |
| Cayuse..... | 56 | 54 | | 39 | 46 | | 22 | 37 | | 13 | 16 | | 5 | 6 | | 2 | | |
| WAKASHAN STOCK..... | 76 | 83 | | 63 | 52 | | 42 | 42 | | 8 | 9 | | 4 | 6 | | | | |
| Makah..... | 75 | 82 | | 59 | 45 | | 41 | 37 | | 6 | 6 | | 2 | 4 | | | | |
| WASHOAN STOCK..... | 114 | 92 | | 157 | 161 | 97.5 | 64 | 52 | | 42 | 63 | | 32 | 32 | | | | 1 |
| Washo..... | 114 | 92 | | 157 | 161 | 97.5 | 64 | 52 | | 42 | 63 | | 32 | 32 | | | | 1 |
| WINTUN STOCK..... | 40 | 30 | | 53 | 52 | | 63 | 43 | | 114 | 99 | | 76 | 70 | | 9 | 5 | |
| Wintun..... | 12 | 8 | | 21 | 23 | | 33 | 23 | | 83 | 78 | | 55 | 51 | | 7 | 4 | |
| YOKUTS STOCK..... | 83 | 80 | | 85 | 90 | | 37 | 25 | | 31 | 28 | | 31 | 11 | | 2 | 1 | |
| Yokuts..... | 62 | 44 | | 57 | 52 | | 26 | 14 | | 9 | 8 | | 11 | 5 | | 1 | 1 | |
| YUMAN STOCK..... | 896 | 802 | 111.7 | 816 | 715 | 114.1 | 399 | 322 | 123.9 | 87 | 78 | | 31 | 19 | | 5 | 1 | |
| Cocopa..... | 55 | 48 | | 52 | 52 | | 17 | 12 | | | 1 | | | | | | | |
| Diegueño..... | 130 | 123 | 105.7 | 122 | 98 | | 59 | 50 | | 63 | 61 | | 28 | 13 | | 5 | 1 | |
| Mariopa..... | 38 | 33 | | 67 | 63 | | 33 | 25 | | 1 | 1 | | 1 | | | | | |
| Mohave..... | 240 | 188 | 127.7 | 210 | 178 | 118.0 | 96 | 83 | | 2 | 4 | | 1 | 2 | | | | |
| Walapai..... | 130 | 110 | 118.2 | 75 | 82 | | 56 | 31 | | 9 | 5 | | | 2 | | | | |
| Yavapai..... | 63 | 54 | | 36 | 41 | | 35 | 25 | | 4 | | | | 1 | | | | |
| Yuma..... | 148 | 154 | 96.1 | 195 | 166 | 117.5 | 82 | 70 | | 8 | 7 | | 1 | | | | | |
| YUROK STOCK..... | 94 | 104 | 90.4 | 89 | 125 | 71.2 | 62 | 52 | | 56 | 43 | | 24 | 15 | | 1 | 1 | |
| Weitspae..... | 94 | 104 | 90.4 | 89 | 125 | 71.2 | 62 | 52 | | 56 | 43 | | 24 | 15 | | 1 | 1 | |
| ZUNIAN STOCK..... | 359 | 374 | 96.0 | 368 | 314 | 117.2 | 127 | 101 | 125.7 | 9 | 3 | | 2 | 1 | | | | |
| Zuni..... | 359 | 374 | 96.0 | 368 | 314 | 117.2 | 127 | 101 | 125.7 | 9 | 3 | | 2 | 1 | | | | |
| ALASKA. | | | | | | | | | | | | | | | | | | |
| ATHAPASKAN STOCK..... | 797 | 777 | 102.6 | 921 | 861 | 107.0 | 157 | 129 | 121.7 | 105 | 116 | 90.5 | 27 | 23 | | 2 | 1 | |
| Athens..... | 64 | 58 | | 74 | 66 | | 20 | 11 | | 2 | 1 | | 1 | | | | | |
| Kniskhotana..... | 165 | 151 | 109.3 | 166 | 136 | 122.1 | 33 | 21 | | 13 | 7 | | 3 | 2 | | | | |
| Kutchin..... | 80 | 74 | | 85 | 78 | | 19 | 13 | | 3 | 6 | | 1 | | | | | |
| Tenankutchin..... | 87 | 83 | | 98 | 96 | | 21 | 13 | | 10 | 6 | | 2 | 1 | | | | |
| ESKIMAUIAN STOCK..... | 3,007 | 2,691 | 111.7 | 3,049 | 2,890 | 105.5 | 543 | 540 | 100.6 | 498 | 444 | 112.2 | 127 | 129 | 98.4 | 14 | 7 | |
| Aleut..... | 249 | 207 | 120.3 | 221 | 225 | 98.2 | 52 | 44 | | 155 | 146 | 106.2 | 67 | 62 | | 9 | 6 | |
| Chugachmiut..... | 85 | 67 | | 66 | 65 | | 14 | 12 | | 15 | 12 | | | | | | | |
| Ikoamiut..... | 165 | 180 | 91.7 | 172 | 194 | 88.7 | 29 | 28 | | 7 | 6 | | 1 | | | | | |
| Kaviramiut..... | 55 | 37 | | 43 | 51 | | 6 | 12 | | 11 | 18 | | | | | | | |
| Kinugamiut..... | 148 | 108 | 137.0 | 148 | 120 | 123.3 | 26 | 26 | | 8 | 10 | | | | | | | |
| Kovagamiut..... | 133 | 107 | 124.3 | 141 | 125 | 112.8 | 19 | 21 | | 8 | 7 | | | | | | | |
| Kuskovakmiut..... | 130 | 79 | | 66 | 67 | | 10 | 9 | | 5 | 3 | | 1 | | | | | |
| Kuskwognmiut..... | 326 | 322 | 101.2 | 342 | 348 | 98.3 | 55 | 54 | | 18 | 15 | | | | | | | |
| Magemmiut..... | 85 | 103 | 82.5 | 79 | 80 | | 12 | 17 | | | | | | | | | | |
| Malemiut..... | 139 | 129 | 107.8 | 118 | 110 | 107.3 | 21 | 19 | | 10 | 7 | | | | | | | |
| Numatognmiut..... | 52 | 47 | | 32 | 60 | | 16 | 11 | | 4 | 3 | | 1 | | | | | |
| Numivagmiut..... | 68 | 53 | | 80 | 75 | | 12 | 11 | | 1 | 1 | | | | | | | |
| Selawigmiut..... | 54 | 43 | | 79 | 65 | | 7 | 10 | | | | | | | | | | |
| Tikvamiut..... | 54 | 53 | | 83 | 70 | | 15 | 23 | | 6 | 14 | | | | | | | |
| Unaligmiut..... | 121 | 91 | | 74 | 102 | 72.5 | 16 | 17 | | 10 | 10 | | | | | | | |
| Yuit..... | 60 | 54 | | 71 | 63 | | 17 | 25 | | 1 | 1 | | | | | | | |
| Southern Eskimo..... | 678 | 708 | 95.8 | 809 | 636 | 117.9 | 150 | 134 | 111.9 | 197 | 149 | 132.2 | 52 | 59 | | 5 | 1 | |
| Haidan Stock..... | 88 | 81 | | 83 | 72 | | 29 | 22 | | 55 | 49 | | 23 | 23 | | | | 1 |
| Haida..... | 88 | 81 | | 83 | 72 | | 29 | 22 | | 55 | 49 | | 23 | 23 | | | | 1 |
| Tlingit Stock..... | 791 | 792 | 99.9 | 879 | 896 | 98.1 | 274 | 255 | 107.5 | 204 | 212 | 96.2 | 70 | 38 | | 4 | 8 | |
| Auk..... | 37 | 43 | | 81 | 60 | | 14 | 7 | | 10 | 12 | | 1 | 1 | | | | 1 |
| Chilkat..... | 112 | 119 | 94.1 | 103 | 148 | 110.1 | 43 | 44 | | 28 | 25 | | 4 | 3 | | | | 1 |
| Henyas..... | 41 | 44 | | 45 | 38 | | 15 | 9 | | 9 | 8 | | 4 | 1 | | | | |
| Huna..... | 127 | 120 | 105.8 | 122 | 141 | 88.5 | 36 | 43 | | 14 | 16 | | 3 | 2 | | | | |
| Hutsnuwa..... | 111 | 107 | 103.7 | 100 | 108 | 92.6 | 36 | 36 | | 20 | 16 | | 1 | 1 | | | | |
| Kake..... | 63 | 54 | | 47 | 61 | | 31 | 20 | | 17 | 19 | | 5 | 4 | | | | 1 |
| Sitka..... | 97 | 118 | 82.2 | 104 | 109 | 95.4 | 47 | 51 | | 34 | 26 | | 11 | 8 | | 2 | | |
| Yakutat..... | 59 | 59 | | 64 | 77 | | 8 | 9 | | 11 | 19 | | 1 | | | | | |
| Tsimshian Stock..... | 151 | 138 | 109.4 | 131 | 96 | | 51 | 48 | | 36 | 40 | | 12 | 23 | | 3 | | |
| Tsimshian..... | 151 | 138 | 109.4 | 131 | 96 | | 51 | 48 | | 36 | 40 | | 12 | 23 | | 3 | | |

STOCKS AND TRIBES, BY SEX, AGE, AND MIXTURE OF BLOOD.

INTRODUCTION.

In the census of 1910 the attempt was made to enumerate Indians by tribes, and to secure data as well in regard to the tribal affiliations of both parents. The rapid changes taking place in the conditions of Indian life are breaking down the tribal organization, and it was felt that this was perhaps the last opportunity to secure information which should be reasonably reliable upon these points. Unfortunately, the data desired were not secured for those Indians who were living widely scattered among the general population, and who to the number of 18,546 were enumerated only on the general population schedule, no special schedules being obtained for them. The numbers enumerated of the different tribes are, therefore, too small in varying degree, as some persons who should have been counted as members of particular tribes were instead enumerated simply as "Indians" on the general population schedule. The extent of this understatement varies considerably in different states, but the actual error is believed to be comparatively small in most cases.

The determination of tribal affiliation in the case of Indians of mixed-tribal blood presented something of a dilemma, inasmuch as affiliation might be counted either by inheritance or by blood. In the former case the tribe to which an individual belonged would depend on the particular system of inheritance (that is, maternal or paternal) which was followed. If the tribe among which he lived followed the former system, he would be affiliated with the mother's tribe; if the latter, with that of the father. As different tribes employ different methods this threatened to involve serious confusion. To take an extreme example: If the father and mother of an Indian were each reported as of mixed-tribal blood, to which of the four tribes represented in the individual should he be attributed? On the other hand, as the primary basis of classification of Indians was purity of blood, it would be logical to make tribal affiliation also dependent on actual descent, although this might, in some cases, lead to the counting of an individual as a member of a tribe other than that to which he claimed to belong. After careful consideration and trial it was determined that the latter method presented fewer difficulties and chances of error, and consequently an arbitrary rule was adopted of counting Indians of mixed-tribal blood as members always of the father's tribe. The only exceptions to this rule were in cases where, owing to complexity of blood in both parents, the rule would lead to obviously incorrect results. In such cases tribal affiliation was held to follow the dominant blood, if any; otherwise, that of the father's father. In short, actual blood relationship was fol-

lowed as far as possible in determining the tribe to which an individual belonged. The differences between the numbers obtained for individual tribes by the use of this method as opposed to that of customary inheritance are not believed to be considerable. Close observation of several cases showed little change, and the certainty of this mode of treatment as opposed to the uncertainty and confusion which were found to arise in following the other method is believed to justify it.

Table 50 (p. 116) gives in summarized form, for each stock and tribe in the United States and Alaska, a statement of the number of Indians reported in 1910, classified according to purity of blood and sex. A detailed distribution according to purity of blood, tribal mixture, sex, and age is given for each stock and tribe in the United States in Table 51 (p. 123), while a similar distribution according to purity of blood, sex, and age is given for each stock and tribe in Alaska in Table 52 (p. 154). In these tables, as well as in the following textual statement as to the habitat of each stock and tribe, the various tribes are, for convenience, grouped alphabetically by linguistic stocks, the location of which may be seen by reference to the map opposite page 9.¹ Any particular tribe may be readily found by reference to the alphabetical list of tribes as given in Table 9 (p. 17).

A separate presentation is given for each stock in the United States, both in the textual statement and in Table 51 (p. 123), as follows:

| | | |
|--------------|-------------|-------------|
| Algonquian. | Kutenaiian. | Tsimshian. |
| Athapaskan. | Lutuamian. | Tunican. |
| Caddoan. | Maidu. | Wailatpuan. |
| Chimakuan. | Miwok. | Wakashan. |
| Chimarikan. | Muskogean. | Washoan. |
| Chinookan. | Piman. | Wintun. |
| Chitimachan. | Pomo. | Wiyat. |
| Chumashan. | Salinan. | Yakonan. |
| Costanoan. | Salishan. | Yanan. |
| Croatan. | Shahaptian. | Yokuts. |
| Eskimauan. | Shastan. | Yuchean. |
| Haidan. | Shoshonean. | Yukian. |
| Iroquoian. | Siouan. | Yuman. |
| Kalapooian. | Takelman. | Yurok. |
| Karok. | Tanoan. | Zapotecan. |
| Keresan. | Tarascan. | Zunian. |
| Kiowan. | Tlingit. | |
| Kusan. | Tonkawan. | |

A separate presentation is also made, both in the textual statement and in Table 52 (p. 154), for each stock in Alaska, namely, Algonquian, Athapaskan, Eskimauan, Haidan, Tlingit, and Tsimshian.

¹ This map was prepared by the Bureau of American Ethnology and was originally published in 1907 in the Handbook of American Indians north of Mexico. It has been brought up to date and reproduced in this report through the courtesy of that bureau.

INDIANS IN THE UNITED STATES.

ALGONQUIAN STOCK.

Stock as a whole.—This, the largest numerically of the stocks in the United States, is also one of the largest in point of area covered. With the exception of western New York, parts of western New Jersey and Pennsylvania, and the northern Alleghenies, the entire area of the United States east of the Mississippi and north of a line drawn from the mouth of the Ohio to the entrance to Chesapeake Bay was at the beginning of the seventeenth century occupied by Indians of this stock. Farther west, also, there were several tribes—the Arapaho, Cheyenne, Gros Ventres, and Piegan—who wandered over a considerable area on the plains. The stock also extends over a large area in Canada. From a large portion of this area the Indians have long practically disappeared, but in parts of Michigan, Wisconsin, and Minnesota, and to some extent in Maine, they still form a considerable element in the population.

The Indians of the Algonquian stock in the United States, as enumerated in 1910, numbered 40,975. To this figure should be added probably about 1,200 for Indians of this stock reported without distinction of tribe among the general population in Michigan, Minnesota, and Wisconsin, making a probable total of about 42,000 in all. The tribes of this stock, for which members were reported, are as follows:

| | | |
|---------------|----------------|---------------|
| Abnaki. | Mattaponi. | Peoria. |
| Arapaho. | Menominee. | Pequot. |
| Blackfeet. | Miami. | Piankashaw. |
| Brotherton. | Micmac. | Piegan. |
| Cheyenne. | Mohegan. | Poosepatuck. |
| Chickahominy. | Montauk. | Potawatomi. |
| Chippewa. | Munsee. | Powhatan. |
| Cree. | Narraganset. | Sauk and Fox. |
| Delaware. | Niantic. | Shawnee. |
| Gros Ventres. | Ottawa. | Shinnecock. |
| Kickapoo. | Pamunkey. | Stockbridges. |
| Malecite. | Passamaquoddy. | Wampanoag. |
| Mashpee. | Penobscot. | Wea. |

In addition to the above, four members of the Oswego tribe were enumerated, but as the tribal affiliation of these Indians is uncertain they are included among the 1,644 Indians (see Table 8, p. 15) for whom the stock or tribe was not reported.

Abnaki.—A name somewhat uncertain in its application, but now usually applied to a portion of the Maine tribes who removed to Canada in the eighteenth century. It is also sometimes used for the Stockbridges, Munsee, etc., in Wisconsin. As a "tribe" they are much mixed in origin and those in the United States are only scattered immigrants, this being primarily a Canadian tribe. The number enumerated in 1910 was 37 in four states: New York, 24; Maine, 7; Pennsylvania, 4; and Wisconsin, 2.

Arapaho.—One of the most important of the Algonquian tribes of the plains. Their earliest habitat was

in Minnesota, whence probably as early as the seventeenth century they moved west to Nebraska, Kansas, and Oklahoma. They have for a long period been closely associated with the Cheyenne. For the last 30 or 40 years they have been located on two reservations—the Wind River Reservation in Wyoming and, together with the Southern Cheyenne, on the Cheyenne and Arapaho Reservation in Oklahoma.

The number enumerated in 1910 was 1,419, of which 703 were in Wyoming and 685 in Oklahoma. The reports of the Commissioner of Indian Affairs furnish figures for this tribe back to 1875, as follows:

| YEAR. | Number. | YEAR. | Number. |
|-----------|---------|-----------|---------|
| 1910..... | 1,753 | 1890..... | 1,925 |
| 1905..... | 1,768 | 1885..... | 2,298 |
| 1900..... | 1,782 | 1880..... | 3,045 |
| 1895..... | 1,809 | 1875..... | 3,229 |

The considerable difference between the figure returned by the Commissioner of Indian Affairs (1,753) and that obtained by the census (1,419) in 1910 is probably due largely to differences in the method of determining tribal affiliation.

It is evident from the above table that there has been a very large decrease in this tribe in the last 30 or 40 years. If the northern and southern sections of the tribe are considered separately the contrast is striking, the decrease in the Southern Arapaho in Oklahoma being certainly double that of the northern section in Wyoming in the last 20 years. The Cheyenne offer another example of this same sort.

Blackfeet (syn. Siksika).—A name applied both to a single tribe (the Siksika) and to a confederacy made up of these, together with the Bloods and Piegans. In the eighteenth century the Blackfeet proper were in Alberta and the adjacent area in Canada. Later they moved southward and for a time occupied portions of Montana. The majority of the tribe proper are now in Canada with the Bloods, the Piegan remaining largely in the United States. Those enumerated here as Blackfeet are probably in considerable part Piegan, but there being no means of determining this, they are given just as returned. The number enumerated in 1910 was 99, distributed as follows: North Dakota, 35; Montana, 33; Nebraska and Oklahoma, 12 each; and 7 scattering.

Brotherton.—The name applied to an extremely mixed group of fragments of numerous Algonquian tribes of New England, New York, and New Jersey, which, about the end of the eighteenth century, united to form a community in Oneida County, N. Y. Later the majority moved to the vicinity of Green Bay, Wis., where they still remain. The number reported for Wisconsin was 162, out of a total of 172 enumerated in 1910.

Cheyenne.—One of the most important of the Algonquian tribes of the plains. Their earliest known habitat was in western Minnesota. From there they moved west to the Black Hills in South Dakota in the eighteenth century or earlier, and thence gradually farther west and south. About 1835 the tribe divided into two portions, the one remaining in Wyoming and vicinity, the other moving south to southern Colorado and the adjacent portions of Kansas and Oklahoma. Since the early eighties the Northern Cheyenne have been on the Tongue River Reservation in Montana. The Southern Cheyenne have for 40 years or more been located on the Arapaho and Cheyenne Reservation in Oklahoma.

The number enumerated in 1910 was 3,055, of which 1,522 were in Oklahoma and 1,346 in Montana. The reports of the Commissioner of Indian Affairs furnish comparative figures back to 1880. In 1875 the whole tribe was estimated at over 4,000.

| YEAR. | Number. | YEAR. | Number. |
|-----------|---------|-----------|---------|
| 1910..... | 3,055 | 1800..... | 3,654 |
| 1905..... | 3,299 | 1886..... | 3,281 |
| 1900..... | 3,446 | 1880..... | 3,707 |
| 1895..... | 3,379 | | |

Taking the tribe as a whole there has clearly been a considerable decrease since 1880. If we consider the two groups separately, however, it appears that since 1896 the decrease in the Southern Cheyenne in Oklahoma is three times that of the Northern Cheyenne in Montana. Similar conditions exist among the Arapaho.

As the Cheyenne offer one of the best examples of the differences sometimes existing between two divisions of the same tribe located in different environments, figures for the northern and southern sections are given separately in Table 51 (p. 123)

Chickahominy.—A tribe once important, whose early habitat was on the Chickahominy River in Virginia. A remnant of the tribe still resides in the same region, the number reported in 1910 being 115.

Chippewa (syn. Ojibway).—The largest tribe of the Algonquian stock. Essentially a woodland tribe, their habitat in the middle of the seventeenth century, at which time they first came in contact with Europeans, included both shores of the eastern half of Lake Superior and the northern part of the Lower Peninsula of Michigan, and perhaps part of the northern shore of Lake Huron.

During the next century and a half a large proportion of the tribe moved westward, extending across Wisconsin and Minnesota into North Dakota, where their westernmost representatives are found to-day. A considerable proportion of the Chippewas, however, continue to occupy portions of their original territory. They are at present located mainly on 19 reservations, as follows: Isabella, L'Anse, and Ontonagon in Michigan; Bois Fort, Deer Creek, Fond du Lac, Grand Portage, Leech Lake, Mille Lac, Red Lake, Vermillion

Lake, White Earth, White Oak Point, and Chippewa in Minnesota; Turtle Mountain in North Dakota; Lac Court Oreille, Lac du Flambeau, La Pointe (Bad River), and Red Cliff in Wisconsin. They are thus apparently among the most widely distributed of all the tribes in the United States.

The number enumerated in 1910 was 20,214, of which 8,234 were in Minnesota, 4,299 in Wisconsin, 3,725 in Michigan, and 2,966 in North Dakota. No satisfactory statistics for the Chippewa in previous years can be secured for comparison with the figures of the present census, but from the following figures given in the reports of the Commissioner of Indian Affairs for certain states it is apparent that they are pretty surely increasing:

| YEAR. | Minne- sota. | North Dakota. | Wiscon- sin. |
|-----------|-----------------|------------------|-----------------|
| 1910..... | 9,529 | 2,684 | 4,190 |
| 1905..... | 10,245 | 2,207 | 3,625 |
| 1900..... | 10,207 | 2,549 | 2,889 |
| 1895..... | 8,747 | 2,184 | 2,782 |
| 1885..... | 7,281 | 1,314 | 2,254 |

As this is one of the largest tribes in the United States and shows notable variations in different parts of the area occupied, separate figures are given for the four main groups in Table 51 (p. 124).

Cree.—A tribe whose early habitat comprised a large area in Canada lying south and southwest of Hudson and James Bays and extending west into the plains. They are closely affiliated with the Chippewa. As trappers and voyagers of the Hudson Bay Co. they became widely distributed during the early part of the nineteenth century, some of those now in the United States being descendants of these early immigrants and others having come in more recently. The number enumerated in 1910 was 459, of which 309 were in Montana. Thirty-four Indians reported as "Creek" in Montana probably belong to this tribe, the enumerator probably erroneously returning Creek for Cree.

Delaware.—A group or confederacy of tribes occupying in the seventeenth century a large area in Delaware, New Jersey, eastern Pennsylvania, and southern New York. In the eighteenth century they moved westward successively to Ohio, Indiana, and Missouri. In the early part of the nineteenth century they were in Texas and Kansas, whence they removed to Oklahoma in 1867 and were incorporated with the Cherokee. Other small fragments, such as the Munsee, are now in Wisconsin and Kansas. The number enumerated in 1910 was 914, of which 874 were in Oklahoma.

Gros Ventres (syn. Atsina).—A tribe which probably was formerly a part of the Arapaho. Their habitat at the end of the eighteenth century was in northern Montana. For about 40 years they have been located at the Fort Belknap Reservation, Mont. The name Gros Ventres has been applied to two wholly distinct tribes—the Atsina (Gros Ventres of the Prairie) and the Hidatsa (Gros Ventres of the Missouri)—and thus led to much confusion.

The number enumerated in 1910 was 510, of which 503 were in Montana. Comparative figures which are available for this tribe in Montana show that there has been a great decrease among the Gros Ventres in the last 25 years. Estimated at about 1,500 in 1866, they lost by smallpox in 1870, and by 1885 has dwindled to 852, since which time the figures, taken from the reports of the Commissioner of Indian Affairs, are as follows:

| YEAR. | Number. | YEAR. | Number. |
|-----------|---------|-----------|---------|
| 1910..... | 501 | 1895..... | 624 |
| 1905..... | 551 | 1890..... | 770 |
| 1900..... | 603 | 1885..... | 852 |

Kickapoo.—A well-known tribe belonging to the central division of this stock. Their habitat in the early seventeenth century was in central Wisconsin. By the eighteenth century they had moved farther south into Illinois and Indiana, and in the nineteenth century went west of the Mississippi to Missouri and Kansas. A portion of the tribe later emigrated to Chihuahua, in Mexico, whence part returned in 1873 to a reservation in Oklahoma which was set apart for them and on which they still remain. The other portion of the Kickapoo have been located for many years on the Kickapoo Reservation in Kansas.

The number enumerated in 1910 was 348, of which 211 were in Kansas and 135 in Oklahoma. The decrease in the Kickapoo has been great so far as those in the United States are concerned. The number of those still in Mexico is not known accurately, but is presumed to be about 400, which would bring the total number of the tribe at present up to about 750. Comparative figures from the reports of the Commissioner of Indian Affairs are of value as far back as 1875 and are as follows for this tribe in Kansas and Oklahoma:

| YEAR. | Kansas. | Oklahoma. | YEAR. | Kansas. | Oklahoma. |
|-----------|---------|-----------|-----------|---------|-----------|
| 1910..... | 209 | 243 | 1890..... | 237 | 195 |
| 1905..... | 185 | 247 | 1885..... | 235 | 346 |
| 1900..... | 255 | 260 | 1880..... | 234 | 380 |
| 1895..... | 231 | 271 | 1875..... | 380 | 426 |

Malecite.—A tribe occupying in the early seventeenth century the region in the vicinity of the St. John's River, New Brunswick. They are closely allied to the Passamaquoddy. Of the 142 enumerated in 1910, 138 were found in Maine.

Mashpee.—A name applied to the survivors, now very largely mixed with white or Negro blood, of several small tribes of southeastern Massachusetts and vicinity. The number enumerated in 1910 was 206, of which 201 were in Massachusetts and 5 in Pennsylvania.

Mattaponny.—A small tribe formerly living on the Mattaponny River, Va. They are now much mixed with white and Negro blood. But 1 Indian was enumerated in 1910 as belonging to this tribe, a woman of mixed Mattaponny and Pamunkey blood, in Vir-

ginia. It is probable that a few other survivors are scattered among the general population.

Menominee.—A tribe whose habitat in the seventeenth century was in the vicinity of the Menominee River, in northern Michigan and Wisconsin. Since the middle of the nineteenth century they have been located on the Menominee Reservation, Wis., in which state 1,350 were enumerated out of a total in 1910 of 1,422.

Comparative figures for this tribe in Wisconsin since 1860 can be given from the reports of the Commissioner of Indian Affairs, from which the present population of the Menominee would seem to be about equal to that 30 years ago, although the figures are very variable, rising and falling often 100 to 200 from year to year. The figures are as follows:

| YEAR. | Number. | YEAR. | Number. |
|-----------|---------|-----------|---------|
| 1910..... | 1,509 | 1885..... | 1,308 |
| 1905..... | 1,370 | 1880..... | 1,450 |
| 1900..... | 1,396 | 1875..... | 1,522 |
| 1895..... | 1,286 | 1860..... | 1,376 |
| 1890..... | 1,311 | | |

Miami.—A tribe whose habitat early in the seventeenth century seems to have been in Wisconsin and northern Illinois and Indiana. In the early nineteenth century the majority moved west to Kansas and later to Oklahoma, where they are now located on the Quapaw Reservation. A portion much mixed with white blood still remains in Indiana.

The number enumerated in 1910 was 226, of which 123 were in Oklahoma and 90 in Indiana. Comparison with earlier years is difficult, as the Miami have been much mixed with the Peoria and other tribes. The reports of the Commissioner of Indian Affairs give for this tribe in Oklahoma 167 in 1861 and 117 in 1869, and since 1880 the following figures:

| YEAR. | Number. | YEAR. | Number. |
|-----------|---------|-----------|---------|
| 1910..... | 127 | 1890..... | 69 |
| 1905..... | 124 | 1885..... | 57 |
| 1900..... | 101 | 1880..... | 64 |
| 1895..... | 86 | | |

Micmac.—A tribe occupying, at least since the sixteenth century, Nova Scotia, Cape Breton, Prince Edward Island, and parts of northern New Brunswick, together with most of the Gaspé Peninsula in eastern Canada. The number of this tribe enumerated in the United States in 1910 was 45, distributed as follows: Maine, 23; Massachusetts, 21; and Minnesota, 1.

Mohegan.—A tribe formerly occupying a small area in southern Connecticut, chiefly along the Thames River. A small number of persons, mainly of white and Negro blood, still claim the name. The number reported in 1910 was 22, all in Connecticut.

Montauk.—A name somewhat variably used but usually including most of the tribes of central and eastern Long Island, N. Y. A few survive in Long Island, but the majority of the survivors are in Wis-

consin, whither they seem to have gone with the Brotherton. The number enumerated in 1910 was 29, of which 21 were in Wisconsin.

Munsee.—The name of a portion of the Delaware tribe occupying in the seventeenth century a considerable area in southern New York and adjacent parts of Pennsylvania and New Jersey. By the end of the eighteenth century they had been almost completely dispersed or absorbed by other tribes, and at present the survivors are scattered among several tribes in Oklahoma and in Kansas. The total reported in 1910 was 71, of which Kansas and Oklahoma had 41 and 21, respectively.

Narraganset.—Formerly one of the most important tribes of southern New England, occupying western Rhode Island and adjacent parts of Connecticut. The few survivors are now largely mixed with white and Negro blood. The number enumerated in 1910 was 16, of which one-half were in Wisconsin. It is probable that there were others of this tribe enumerated among the general population.

Niantic.—A small tribe formerly occupying the coast of Connecticut near Niantic Bay. One survivor of this tribe was enumerated in Connecticut in 1910, a woman reported to be of full-tribal blood.

Ottawa.—Originally a Canadian tribe, the habitat of the Ottawa when first met by Europeans, in the early part of the seventeenth century, was in the present Province of Ontario, on Manitoulin Island, the northern shore of Georgian Bay, and parts of the southern shore adjacent to the Hurons. After the destruction of the Hurons in 1648-49, the Ottawa fled at first to the western shore of Lake Michigan and later farther west, even to the Mississippi River. By the end of the century the greater part, however, had returned and settled mainly in the Lower Peninsula of Michigan where they became much mixed with the Chippewa. A small number of Ottawa moved west beyond the Mississippi in the early part of the nineteenth century and since 1870 have been living with the Quapaw on their reservation in Oklahoma.

The total number enumerated in 1910 was 2,717, of which 2,454 were in Michigan and 170 in Oklahoma. Figures for the total Ottawa population in previous years are impossible to secure, as only the small portion residing in Oklahoma has been shown separately in the reports of the Commissioner of Indian Affairs.

Pamunkey.—Once one of the most important tribes of Virginia, belonging to the Powhatan Confederacy, and occupying the region about the Pamunkey and Mattaponi Rivers in that state. Since the end of the eighteenth century the remnant, largely of mixed blood, have occupied a small reservation in King William County. The number enumerated in 1910 was 83, all in Virginia.

Passamaquoddy.—A tribe very closely allied to the Malecite and occupying since the seventeenth century the region in the vicinity of the eastern boundary of

Maine. The number enumerated in 1910 was 386, of which 381 were in Maine.

Penobscot.—A tribe once quite numerous and formerly occupying the region along the Penobscot River, Me. They are now for the most part located in the vicinity of Old Town, Me., 253 out of a total of 266 being reported in that state in 1910.

Peoria.—A tribe belonging to the loose group known as the Illinois Confederacy and living, when first known to Europeans in the seventeenth century, on the west side of the Mississippi River in Iowa. Later they moved to Illinois and in 1832 removed to Kansas, where they were joined by various other small tribes and ultimately settled in Oklahoma on the Peoria Reservation. The Peoria to-day are much mixed with Piankashaw, Wea, etc. The number enumerated in 1910 was 128, of which 114 were reported in Oklahoma.

Pequot.—A tribe once practically identical with the Mohegan and occupying in the seventeenth century the extreme eastern edge of Connecticut. The remnant is still living in this region, 66 being enumerated in 1910, 49 in Connecticut and 17 in Massachusetts.

Piankashaw.—A subdivision originally of the Miami, formerly occupying a small area in northern Indiana and Illinois. Early in the nineteenth century the remnant had moved west across the Mississippi, and later, uniting with the Peoria, Kaskaskia, and Wea, removed to the Peoria Reservation, Okla. There were but 2 Indians reported in 1910 as Piankashaw, from Oklahoma, a female of full-tribal blood and a half-breed male.

Piegan.—The largest of the three tribes of the Blackfoot Confederacy. Their early habitat extended over a large area in Montana, Alberta, and Saskatchewan, east of the Rocky Mountains. For 40 years or more the portion of the tribe in the United States has been located on the Blackfeet Reservation in Montana. They are sometimes referred to simply as Blackfeet.

The number enumerated in 1910 was 2,268, of which 2,221 were in Montana. Comparative figures for earlier years are almost useless as they are, with very few exceptions, only estimates. Before 1885 the number returned varied very widely from year to year, the most conservative estimate being about 2,500 in 1861. In 1864 and in 1869 they suffered by an epidemic of measles and smallpox, and in 1883 nearly 600 died of starvation. Since 1885 there has apparently been little change in numbers, as shown by the following figures from the reports of the Commissioner of Indian Affairs for this tribe in Montana:

| YEAR. | Number. | YEAR. | Number. |
|-----------|---------|-----------|---------|
| 1910..... | 2,269 | 1895..... | 1,837 |
| 1905..... | 2,063 | 1890..... | 2,173 |
| 1900..... | 2,085 | 1885..... | 2,000 |

Poosepatuck.—One of the tribes of Long Island, New York, of which a remnant, all of mixed blood

probably still survives. A single Indian was enumerated in 1910, in New York, as belonging to this tribe, a woman of half Negro blood. It is probable that some additional members of this tribe were scattered among the general population.

Potawatomi.—The earliest assignable location for this tribe is in the Lower Peninsula of Michigan. From here, early in the seventeenth century, they moved to the vicinity of Sault Ste. Marie and thence, at a later date, southward to the lower end of Lake Michigan and adjacent portions of Wisconsin, Illinois, Indiana, and Michigan. By the middle of the nineteenth century the larger portion had moved west across the Mississippi where, after several changes of location, they were finally located on the Great Nemaha Reservation in Kansas, and the Sauk and Fox Reservation in Oklahoma. A portion, however, remains in Wisconsin and Michigan. The total number enumerated in 1910 was 2,440, of which 866 were in Oklahoma, 819 in Kansas, 461 in Michigan, and 245 in Wisconsin.

Powhatan.—A group or confederacy of several tribes living in the seventeenth century along the Virginia coast, and including among others the Chickahominy, Mattaponi, and Pamunkey. The remnants are now much mixed and widely scattered. The number reported in 1910 (distinct from the Chickahominy, Mattaponi, and Pamunkey) was 131, all in Virginia.

Sauk and Fox.—Two tribes which have been so closely associated for over a century that they have been enumerated as a unit. The earliest assignable habitat for both the Sauk and Fox was in the Lower Peninsula of Michigan where they were living at the very beginning of the seventeenth century. Moving from there by the end of the century to Wisconsin, they remained in the region of Green Bay for some time and toward the end of the eighteenth century moved farther west beyond the Mississippi. They are now divided into three groups, located respectively at Tama, Iowa; the Great Nemaha Reservation, Kans.; and the Sauk and Fox Reservation, Okla.

The total number enumerated in 1910 was 724, of which 347 were in Oklahoma, 257 in Iowa, and 69 in Kansas. Figures for earlier years are in the case of the Sauk and Fox unusually complete in the reports of the Commissioner of Indian Affairs for the number represented in Iowa, Oklahoma, Kansas, and Nebraska, as follows:

| YEAR. | Iowa. | Oklahoma. | Kansas and Nebraska. |
|-----------|-------|-----------|----------------------|
| 1910..... | 365 | 541 | 87 |
| 1905..... | 342 | 503 | 79 |
| 1900..... | 385 | 467 | 74 |
| 1890..... | 393 | 522 | 80 |
| 1891..... | 390 | 525 | 75 |
| 1885..... | 380 | 457 | 87 |
| 1881..... | 355 | 440 | 153 |
| 1875..... | 341 | 430 | 298 |

Shawnee.—The southernmost tribe of this stock. Considerable uncertainty still remains in regard to the earlier home of this tribe. When first known to Europeans in the seventeenth century they were living in two divisions, the larger in central and western Tennessee and the smaller on the Savannah River in South Carolina. Their later history is much confused, they having been for a time in Kentucky and Ohio, and some isolated bands being in many other parts of the Middle West. In the eighteenth century many had moved west of the Mississippi and become widely scattered. Since the beginning of the nineteenth century they have been located mainly in Kansas, Texas, Missouri, and Oklahoma. At present they are located in Oklahoma, part on the Quapaw Reservation, part on the Sauk and Fox Reservation (Shawnee School), while the larger proportion are incorporated with the Cherokee.

The number of this tribe enumerated in 1910 was 1,338, of which 1,300 were in Oklahoma. Comparative figures are not available for the Shawnee tribe as a whole. In 1861 they were reported as numbering 810.

Shinnecock.—A tribe formerly occupying the western portion of Long Island, N. Y. The survivors wholly mixed with Negro blood, are located mainly on a small reservation near Southampton, Long Island. The number enumerated in 1910 was 167, all in New York.

Stockbridges.—A name applied to a tribe formerly living in western Massachusetts, but removing toward the end of the eighteenth century to the Oneidas in New York, and thence in the first half of the nineteenth century to a reservation in Wisconsin. They have now become much mixed with the Munsee and with whites. In 1910 there were 502 out of a total of 533 reported in Wisconsin.

Wampanoag.—Formerly an important tribe in eastern Rhode Island and the adjacent parts of Massachusetts. The remnant is now very largely mixed with white and Negro blood. The total number enumerated in 1910 was 162, of which 152 were in Massachusetts and 10 in Pennsylvania.

Wea.—A tribe very closely allied to the Miami. Their earliest known habitat was in eastern Wisconsin and western Illinois and Indiana. In 1832 they moved to Kansas, and in 1868 to Oklahoma, where, united with the Peoria and Piankashaw, they still remain. The great majority were enumerated as Peoria. In 1910 only 4 were enumerated as Wea—2 in Oklahoma and 2 in Indiana.

Tribe not reported.—There were enumerated in 1910 as of this stock 36 Indians (12 males and 24 females) for whom the tribe was not reported. They were all reported as born in Massachusetts, and are probably either Mashpee or Wampanoag. They are of mixed blood, mainly Negro, white, and Indian.

ATHAPASKAN STOCK.

Stock as a whole.—Of all the stocks in North America the Athapaskan covers the largest area, and, with the exception of the Eskimauan, has the greatest range of distribution. The larger portion of the area, formerly and at present, occupied by this stock lies in Alaska and the Canadian northwest. In continental United States its main territory lay in Arizona, New Mexico, and northwestern Texas, with an isolated area of very irregular shape on the Pacific coast in northern California and southwestern Oregon. One small tribe belonging to this stock, the Tlatskanai, was in southern Washington, and one, the so-called Kiowa Apache, in the southern plains.

The Indians of the Athapaskan stock in the United States, as enumerated in 1910, numbered 30,406. To this figure should be added perhaps 500 for Indians of this stock reported without distinction of tribe among the general population in New Mexico and Arizona, making a probable total of nearly 31,000 in all. The tribes of this stock, for which members were reported, are as follows:

| | | |
|-------------------|-------------------|-----------------|
| Ahtena. | Kiowa Apache. | Tenankutchin. |
| Apache. | Lipan Apache. | Tlatskanai. |
| Chastacosta. | Mattole. | Tolowa. |
| Chetco. | Mescalero Apache. | Umpqua. |
| Cow Creek. | Navajo. | Upper Coquille. |
| Hupa. | Redwood. | Wailaki. |
| Jicarilla Apache. | Rogue River. | |
| Kai-Pomo. | Saiaz. | |

Ahtena.—Two Indians belonging to this Alaskan tribe (see p. 111) were reported from Oregon in 1910, both white half-breed males.

Apache.—A group of tribes whose subdivisions and names have been so uncertain, and most of whom have become so much intermixed in the last century as to render separate statistical consideration difficult. In the sixteenth century the Apache were apparently confined mainly to New Mexico and western Texas, but later extended over much of Arizona and into northern Mexico. Of the various subdivisions the Jicarilla, Lipan, and Mescalero have kept rather to themselves and so are considered separately in this report. The returns for those Indians enumerated simply as Apache, and for the Chiricahua, Coyotero, San Carlos, Tonto, and White Mountain Apache, with their various subdivisions, are combined under the general term of Apache.

The Apache, thus defined, as enumerated in 1910 numbered 4,973, of which 4,652 were in Arizona and 271 in Oklahoma. Comparative figures are of little value prior to 1890. Since then the total number of Apache in Arizona and Oklahoma, including the divisions above mentioned, have been given in the reports of the Commissioner of Indian Affairs, as shown in the following statement.

| YEAR. | Number. | YEAR. | Number. |
|-----------|---------|-----------|---------|
| 1910..... | 4,889 | 1895..... | 4,342 |
| 1905..... | 4,238 | 1890..... | 4,022 |
| 1900..... | 4,470 | | |

These figures should be used with caution, but it would appear that there has been clearly an increase in this group. The different bands as enumerated by the census are as follows:

| | |
|---|-------|
| Apache (without designation of band)..... | 2,421 |
| Chiricahua Apache..... | 261 |
| Coyotero Apache..... | 490 |
| San Carlos Apache..... | 1,089 |
| Tonto Apache..... | 655 |
| White Mountain Apache..... | 57 |

Chastacosta.—A subdivision of the Rogue River Indians, formerly occupying the northern bank from Illinois River to Applegate Creek in southwestern Oregon. The remnant of this tribe is now located at Siletz Reservation, Oreg. The number enumerated in 1910 was 7, all in Oregon. It is probable that a few others still survive, but were enumerated as Rogue River.

Chetco.—A small group of Indians closely allied to the Tolowa. In the early part of the nineteenth century they were living on the lower Chetco River in southern Curry County, Oreg. In 1854 they were removed to Siletz Reservation where a small remnant still survives.

In 1910 only 9 were enumerated—7 in Oregon, 1 in California, and 1 in Pennsylvania. According to the reports of the Commissioner of Indian Affairs, the Chetco numbered 241 in 1854; 262 in 1861; 211 in 1867, and 10 years later had decreased to 63.

Cow Creek.—A subdivision of the Umpqua formerly living on Cow Creek in southwestern Douglas County, Oreg. They were removed in the middle of the nineteenth century to the Grande Ronde Reservation, where the remnant still resides. The number enumerated in 1910 was 9, all in Oregon.

Hupa.—A small tribe belonging to the Pacific coast division of this stock. Although immigrants into this area at some early period in the past, their habitat since earliest traditional times has been in Humboldt County, Cal., along the Trinity River from the South Fork to the mouth. The larger part of this area was set aside as a reservation for them in 1864. The number enumerated in 1910 was 639, of which 617 were in California.

Jicarilla Apache.—One of the many tribes known by the name of Apache. They were probably originally closely allied to the Mescalero, and their earliest known habitat was in southeastern Colorado and northern New Mexico, whence they ranged east into Kansas, Oklahoma, and Texas. They are now located on the Jicarilla Reservation in New Mexico.

The total reported in 1910 was 694, all in New Mexico. Figures for this tribe are given with considerable regularity in the reports of the Commissioner of Indian Affairs as far back as 1869.

| YEAR. | Number. | YEAR. | Number. |
|-----------|---------|-----------|---------|
| 1910..... | 743 | 1885..... | 721 |
| 1905..... | 795 | 1880..... | 752 |
| 1900..... | 815 | 1875..... | 950 |
| 1895..... | 845 | 1869..... | 788 |
| 1890..... | 808 | | |

Kai-Pomo (syn. Kato, Cahto).—A small group or tribe belonging to the Kuneste section of the Pacific coast division of this stock. They have occupied since earliest traditional times a small area in northwestern Mendocino County, Cal. They are closely affiliated with the Wailaki, Mattole, and other small Athapaskan groups of this region. The number enumerated in 1910 was 51, all in California.

Kiowa Apache.—A small tribe amalgamated since the earliest traditional times with the Kiowa, a tribe of a wholly different stock. Their early home was in Montana and northern Wyoming, but since known to Europeans in the seventeenth century they have been farther south on the western plains. Since the middle of the nineteenth century they have been located with the Kiowa on the Kiowa and Comanche Reservation in Oklahoma.

The name Apache is given to this tribe erroneously, as they have nothing in common with the Apache except that both are members of the same stock.

The Kiowa Apache as enumerated in 1910 numbered 139, all in Oklahoma. Compared with the figures for previous years, as given in the reports of the Commissioner of Indian Affairs, this tribe shows a rapid decrease, that between 1890 and 1895 being due to a severe epidemic. The figures are as follows:

| YEAR. | Number. | YEAR. | Number. |
|-----------|---------|-----------|---------|
| 1910..... | 165 | 1890..... | 326 |
| 1905..... | 155 | 1885..... | 319 |
| 1900..... | 173 | 1880..... | 334 |
| 1895..... | 226 | 1875..... | 344 |

Lipan Apache.—A tribe whose habitat in the eighteenth century extended over a large area in eastern New Mexico and western Texas. About the middle of the nineteenth century most of the remnant removed to northern Mexico, but are now located on the Mescalero Reservation, N. Mex. A few others are found on the Oakland Reservation, Okla. The number enumerated in 1910 was 28, of which 20 were in New Mexico, 7 in Oklahoma, and 1 in Pennsylvania.

Mattole.—A small group or tribe belonging to the Kuneste section of the Pacific coast division of this stock. They have occupied since earliest traditional times the southern coast of Humboldt County, Cal. Gathered on a reservation near Cape Mendocino about the middle of the nineteenth century, a few were taken,

when this reservation was discontinued, to the Hupa Reservation, where they are now incorporated with the Hupa. The other remaining survivors are scattered over their original territory. The number enumerated in 1910 was 34, all in California.

Mescalero Apache.—Originally closely affiliated with the Jicarilla. Their earliest known habitat was in eastern New Mexico, whence they ranged east into Texas and south into northern New Mexico. Since 1873 they have been located on the Mescalero Reservation in southern New Mexico, in which state 416 were enumerated in 1910 out of a total of 424.

Comparative figures indicate a rather stable population for this tribe in New Mexico, there having been little variation in numbers in 25 years. These figures, taken from the reports of the Commissioner of Indian Affairs, are available only as far back as 1885, and are as follows:

| YEAR. | Number. | YEAR. | Number. |
|-----------|---------|-----------|---------|
| 1910..... | 453 | 1895..... | 453 |
| 1905..... | 460 | 1890..... | 513 |
| 1900..... | 482 | 1885..... | 462 |

Navajo (syn. Navaho).—One of the largest and best known of the Athapaskan tribes of the United States. When first known to Europeans in the early seventeenth century they were located in northern New Mexico and Arizona and southeastern Utah. In the sixties a large proportion of the tribe were held as prisoners at Bosque Redondo in eastern New Mexico, but later were returned to their original home. Since 1867 they have remained on the reservation set apart for them in northeastern Arizona, northwestern New Mexico, and southeastern Utah, the numbers enumerated in 1910 in these states being 11,001, 10,354, and 1,039, respectively. The total number enumerated was 22,455.

The enumeration of the Navajo is of necessity somewhat uncertain, owing to the local conditions. The tribe is a nomadic one, roaming over a very large extent of country, so that an absolutely accurate enumeration would be an extremely difficult, if not impossible task. Comparison, therefore, with returns of even greater uncertainty (since founded almost wholly on estimates) made in the reports of the Commissioner of Indian Affairs are of little real value. In a few instances the numbers given, however, are evidently based upon partial counts of a large proportion at least of the tribe. In 1876 the total was given as 11,868 and in 1886 as 17,358. Beginning in 1894 a sudden rise is noticeable to over 20,000, and again in 1905 a still greater rise—in one year from 21,379 to 28,544. The discrepancy between this figure of about 28,000, which has been returned in the reports of the Commissioner of Indian Affairs with little variation since 1905, and that of 22,455, obtained by the present census, is large. That 28,000 is a figure somewhat too large and that the

enumeration of the census is too small seems probable. An exact enumeration, however, is, as already stated, practically impossible.

Redwood (syn. Whilkut).—A small group or tribe closely related to the Hupa. Their habitat was on Upper Redwood Creek, directly west of the Hupa in Humboldt County, Cal. Located for several years previous to 1870 at Hupa Reservation, most have since removed to their original homes. The local name for these Indians is Redwood, a term also applied to the Huchnom, a branch of the Yukian stock in Mendocino County. The total number reported in 1910 was 76, of which 74 were in California and 2 in Washington.

Rogue River (syn. Tututni).—A group of small tribes who in the early nineteenth century were living on the lower Rogue River and adjacent area in Curry County, Oreg. In 1856 they were removed to Siletz Reservation and some time later were transferred to the Grande Ronde Reservation. The remnants are at present divided between these two reservations. There is much confusion in the use of the term Tututni and Rogue River, and among those returned as such, and here tabulated, there are probably some Chetco, Chastacosta and other Athapaskan tribes of this region.

The number enumerated in 1910 was 383, of which 368 were in Oregon. Strictly comparable figures for this tribe can not be obtained, but an approximation can be made as follows: In 1854, at the time of their transportation as prisoners of war to Siletz, the Rogue River were given as numbering 1,311. In 1867 they seem still to have numbered over 1,300, but 10 years later, in 1877, were reduced to less than 700 and in 1881 to less than 500. Since that date no separate report has been made.

Saias.—A term of somewhat uncertain application, applied to a portion of the Kuneste section of the Pacific coast division of this stock. Their habitat since earliest traditional times was in Humboldt and Trinity Counties, Cal. They are practically one with the Wailaki. Between 1862 and 1878 they were gathered first at the Smith River Reservation and also at the Hupa Reservation, but since the latter date the few survivors have been scattered over their original territory. The number enumerated in 1910 was 6, all in California.

Tenankutchin.—One white half-breed male of this Alaskan tribe (see p. 112) was reported from Oregon in 1910.

Tlatskanai.—A small tribe formerly living on the Chehalis River, Wash., and later in Columbia County, Oreg. They were supposed to be extinct several years ago. Three were reported from Washington in 1910.

Tolowa (syn. Crescent City, Smith River Indians).—A small tribe or group belonging to the Kuneste section of the Pacific coast division of this stock. Their habitat since earliest traditional times has been in the extreme northwestern corner of California, comprising

practically all of Del Norte County. Between 1862 and 1868 they were gathered on a small reservation on Smith River which was later abandoned, and since the latter date the Tolowa have not been located on a reservation. The number enumerated in 1910 was 121, of which 118 were in California and 3 in Oregon.

Umpqua.—A tribal name of somewhat vague application, generally applied, however, to the Indians of the upper Umpqua River, in Douglas County, Oreg. They were removed to the Alsea Reservation in the middle of the nineteenth century, and later divided between Siletz and Grande Ronde Reservation, Oreg., where they still remain.

The number enumerated in 1910 was 109, of which 90 were in Oregon and 17 in Washington. Comparative figures from the reports of the Commissioner of Indian Affairs are available since 1860, as follows:

| YEAR. | Number. | YEAR. | Number. |
|-----------|---------|-----------|---------|
| 1905..... | 78 | 1885..... | 121 |
| 1900..... | 88 | 1880..... | 136 |
| 1895..... | 88 | 1875..... | 202 |
| 1890..... | 80 | 1860..... | 184 |

Upper Coquille.—A small tribe or group of villages previously located on the upper Coquille River, in Coos and Douglas Counties, Oreg. They were removed to Siletz Reservation in the middle of the nineteenth century and most of the few survivors are located there to-day. In 1910 the number enumerated was 15, all in Oregon.

Wailaki.—A small group or tribe belonging to the Kuneste section of the Pacific Coast division of this stock. Their habitat since earliest traditional times has been in southeastern Humboldt and southwestern Trinity Counties, Cal. About the middle of the nineteenth century they were removed to Round Valley Reservation, where the majority still remain. The number enumerated in 1910 was 227, of which 217 were in California.

Tribe not reported.—One Indian female of this stock was enumerated in Oregon in 1910 for whom the tribe was not reported.

CADDOAN STOCK.

Stock as a whole.—This is preeminently a stock of the plains. In the seventeenth century tribes belonging to this stock occupied large areas in Texas, Arkansas, and Oklahoma, with others (the Pawnee and Arikara) farther north in Nebraska and North Dakota. Many of the tribes formerly in existence are now extinct.

The Indians of the Caddoan stock, as enumerated in 1910, numbered 1,863. The tribes of this stock for which members were reported are as follows:

| | |
|----------|-----------|
| Arikara. | Tawakoni. |
| Caddo. | Waco. |
| Kichai. | Wichita. |
| Pawnee. | |

Arikara.—The northernmost tribe of this stock. Although now isolated, they were formerly part of the Pawnee. Their early traditional home was in Kansas, or farther south and southwest. From here they moved up the Missouri River, and were found by Europeans in the early part of the eighteenth century in South Dakota. By the middle of the nineteenth century they had moved farther up the river into North Dakota, and for about 50 years they have been at Fort Berthold Reservation, together with the Hidatsa and Mandan.

The number enumerated in 1910 was 444, of which 425 were in North Dakota. Comparative figures are of value as far back as 1875. Previous to that date the Arikara were estimated at from 1,000 to 1,600. The figures given in the reports of the Commissioner of Indian Affairs for this tribe in North Dakota since 1875 show a great decrease, and are as follows:

| YEAR. | Number. | YEAR. | Number. |
|-----------|---------|-----------|---------|
| 1910..... | 411 | 1890..... | 435 |
| 1905..... | 379 | 1885..... | 529 |
| 1900..... | 395 | 1880..... | 724 |
| 1895..... | 420 | 1875..... | 900 |

Caddo.—Formerly an important tribe, and that from which the stock takes its name. Their earliest known habitat was in northwestern Louisiana, southwestern Arkansas, and northeastern Texas. In the eighteenth century the larger part of the tribe moved to Texas, and in the nineteenth century, after various vicissitudes, they were finally permanently settled on the Kiowa and Comanche Reservation in Oklahoma, where they are now located.

The number enumerated in 1910 was 452, of which 436 were reported from Oklahoma. Comparative figures furnished by the reports of the Commissioner of Indian Affairs include the remnants of the Ionies, another small tribe of this stock. The figures given for those in Oklahoma show a decrease in the last 35 years, and are as follows:

| YEAR. | Number. | YEAR. | Number. |
|-----------|---------|-----------|---------|
| 1900..... | 497 | 1885..... | 570 |
| 1895..... | 498 | 1880..... | 538 |
| 1890..... | 538 | 1875..... | 552 |

Kichai.—One of the smaller tribes of this stock whose earliest known habitat was in northwestern Louisiana and northeastern Texas. They shared with the Caddo in their vicissitudes during the eighteenth and early part of the nineteenth century, and in the sixties were permanently located at the Kiowa and Comanche Reservation in Oklahoma, where they joined the Wichita, with whom they have ever since been closely affiliated. The number enumerated in 1910 was 10, all in Oklahoma.

Pawnee.—Probably the best known tribe of this stock. Their traditional home was in northern Texas and southern Oklahoma, but when first known to

Europeans, in the seventeenth century, they were living in Nebraska and northern Kansas. About the middle of the nineteenth century a reservation was set apart for them in Nebraska, on which they remained until 1876, when they were removed to the Pawnee Reservation in Oklahoma.

The number enumerated in 1910 was 633, of which 573 were reported in Oklahoma. The following table, compiled from the reports of the Commissioner of Indian Affairs, shows comparative figures for that portion in Oklahoma as far back as 1870:

| YEAR. | Number. | YEAR. | Number. |
|-----------|---------|-----------|---------|
| 1910..... | 653 | 1890..... | 804 |
| 1909..... | 647 | 1885..... | 1,015 |
| 1905..... | 630 | 1880..... | 1,307 |
| 1900..... | 650 | 1875..... | 2,300 |
| 1895..... | 710 | 1870..... | 2,325 |

It is clear from the above that there has been a decided decrease in the Pawnee in the last 40 years. For the last 10 years, however, their number has remained practically stationary.

Tawakoni.—A small tribe closely affiliated with the Waco and Wichita. Their earliest known home was in central Oklahoma, whence they moved in the eighteenth century to northern Texas. From there they moved, in the middle of the nineteenth century, north again into Oklahoma, where, with the Wichita, they have since been located on the Kiowa and Comanche Reservation.

Only a single Tawakoni, in Oklahoma, was enumerated as such in 1910, a woman of full-tribal blood. It is probable that some other remaining Tawakoni were enumerated without tribal distinction among the general population.

Waco.—One of the subdivisions of the Tawakoni, formerly living in southern Oklahoma and northern Texas. Since the middle of the nineteenth century they, with the Tawakoni, have been associated with the Wichita on the Kiowa and Comanche Reservation, Okla. The number enumerated in 1910 was only 5, all in Oklahoma.

Wichita.—A well-known tribe closely affiliated with the Tawakoni and Waco. The name is also applied to a loose confederacy including the Wichita, Tawakoni, Waco, and others. Their earliest known habitat (about the middle of the sixteenth century) was in southern Kansas and Oklahoma. Later they were forced west and south into Texas, and from there moved back in 1859 to Oklahoma, where since 1867 they have been on the Kiowa and Comanche Reservation.

The number enumerated in 1910 was 318, of which 279 were in Oklahoma. The number reported by the Commissioner of Indian Affairs in 1893, the last year in which this tribe was distinguished separately, was 153 in Oklahoma. This would indicate a large increase, but is due, probably, in large part to a different method of determining tribal affiliation and to a more complete enumeration.

CHIMAKUAN STOCK.

Stock as a whole.—One of the small stocks of the Pacific coast, which occupied, at the time when first known to Europeans, two small areas in western Washington, one on the coast south of Cape Flattery and the other on the northwestern shore of Puget Sound.

The Indians of the Chimakuan stock, as enumerated in 1910, numbered 306. The surviving tribes of this stock, for which members were reported are as follows:

Chimakum. Hoh. Quileute.

Chimakum.—A small tribe occupying, when first known to Europeans, the peninsula between Hoods Canal and Port Townsend, Wash. The tribe has been supposed to be extinct. Three males, however, were enumerated in Washington in 1910, one of full-tribal blood, one of mixed-tribal blood, and one white and Indian half-breed.

Hoh.—A subdivision of the Quileute. Their habitat since the beginning of the nineteenth century has been on the river of the same name, in the northwestern part of Jefferson County, Wash.

The number enumerated in 1910 was 44, all in Washington. The following figures for this tribe are given in the reports of the Commissioner of Indian Affairs:

| YEAR. | Number. | YEAR. | Number. |
|-----------|---------|-----------|---------|
| 1910..... | 54 | 1885..... | 61 |
| 1905..... | 62 | 1880..... | 83 |
| 1900..... | 67 | 1875..... | 94 |
| 1895..... | 78 | 1870..... | 73 |
| 1890..... | 75 | | |

Quileute.—With the Hoh, the chief surviving representatives of the stock. Their habitat since the beginning of the nineteenth century has been on the Pacific coast in the southwestern part of Clallam and northwestern part of Jefferson Counties, Wash. Since 1855 they have been located on a reservation set apart for them and under the supervision of the Neah Bay Agency.

The number enumerated in 1910 was 259, all in Washington. Figures for this tribe are given in the reports of the Commissioner of Indian Affairs, as follows:

| YEAR. | Number. | YEAR. | Number. |
|-----------|---------|-----------|---------|
| 1910..... | 228 | 1885..... | 253 |
| 1905..... | 231 | 1880..... | 310 |
| 1900..... | 220 | 1875..... | 253 |
| 1895..... | 250 | 1870..... | 234 |
| 1890..... | 242 | | |

CHIMARIKAN STOCK.

A very small group now practically extinct. Their habitat was in northwestern California on the Trinity River in the vicinity of New River. Recent evidence indicates that they probably are not distinct, but are

divergent members of the Shastan stock. They have never been located on a reservation. The Chimariko, as enumerated in 1910, numbered 31, all in California.

CHINOOKAN STOCK.

Stock as a whole.—A stock occupying a narrow continuous belt of country, extending along both banks of the Columbia River from its mouth to The Dalles, in Oregon and Washington. The Chinookan is one of the stocks showing cases of intermixture with Polynesian blood, chiefly Hawaiian.

The Indians of the Chinookan stock, as enumerated in 1910, numbered 897. The surviving tribes of this stock, for which members were reported, are as follows:

Chinook. Wasco.
Clackamas. Wishram.
Clatsop.

Chinook.—The tribe from which the stock takes its name. They occupied in the beginning of the nineteenth century the southwestern corner of Washington on the north side of the Columbia River, and the sea-coast adjoining as far north as Shoalwater Bay. The Chinook proper are probably almost, if not quite, extinct. The name came to be loosely applied to various other tribes of the same stock on both sides of the Columbia for about 100 miles above its mouth, and it is the remnants of these various tribes that are probably included in those who were enumerated as "Chinook." Thus defined, the number enumerated in 1910 was 315, of which 177 were in Washington and 125 in Oregon.

Clackamas.—A small tribe formerly living on the Clackamas River, Clackamas County, Oreg. About 50 years ago they were removed to Grande Ronde Reservation, Oreg., where a remnant still survives.

The number enumerated in 1910 was 40, of which 39 were in Oregon and 1 in Washington. The following figures for this tribe in Oregon are taken from the reports of the Commissioner of Indian Affairs:

| YEAR. | Number. | YEAR. | Number. |
|-----------|---------|-----------|---------|
| 1905..... | 59 | 1885..... | 33 |
| 1900..... | 66 | 1880..... | 62 |
| 1895..... | 65 | 1875..... | 66 |
| 1890..... | 50 | | |

The rise and fall of the number of the Clackamas is due probably to the different methods of enumeration in successive years.

Clatsop.—A small tribe formerly occupying the region about the mouth of the Columbia River, in northwestern Clatsop County, Oreg. A few of the survivors were moved to the Grande Ronde Reservation in 1875, but the larger number of the tribe are now living in Washington, 18 out of 26 having been enumerated in that state in 1910.

Wasco.—One of the two easternmost tribes of this stock. Their habitat in the early part of the nineteenth century was on the south side of the Columbia

River near The Dalles, Wasco County, Oreg. For 40 or 50 years they have been located on the Warm Springs Reservation in that state.

The number enumerated in 1910 was 242, of which 184 were in Oregon and 54 in Washington. Comparative figures for this tribe in Oregon are available from the reports of the Commissioner of Indian Affairs from 1870 to 1890, as follows:

| YEAR. | Number. | YEAR. | Number. |
|-----------|---------|-----------|---------|
| 1890..... | 277 | 1875..... | 320 |
| 1885..... | 235 | 1870..... | 244 |
| 1880..... | 218 | | |

Wishram (syn. *Tumwater*).—One of the easternmost of the tribes of this stock, formerly occupying the north shore of the Columbia River at and below The Dalles, in Klickitat County, Wash. They are now living partly on the Yakima Reservation and partly along the Columbia River in their former territory. The name *Tumwater*, by which these Indians are locally known, probably includes fragments of other tribes formerly located at the Cascades. The name *Tumwater* has also been applied to a small group of Indians also called *Oregon City* and now located on Grande Ronde Reservation, Oreg. The *Wishram* as enumerated in 1910 numbered 274, all in Washington.

The *Wishram* have the largest population of Polynesian mixed-bloods of any tribe in the United States.

CHITIMACHAN STOCK.

A small tribe, forming by itself an independent linguistic stock. They occupied, at the time when first known to Europeans, the region about Grand Lake and Grand River, La. They have not been on any reservation. The *Chitimacha*, as enumerated in 1910, numbered 69, of which 50 were in Louisiana and 19 in Pennsylvania.

CHUMASHAN STOCK.

Stock as a whole.—A Californian stock, now nearly extinct, formerly occupying Santa Barbara and Ventura Counties and the region immediately adjoining.

The Indians of the *Chumashan* stock, as enumerated in 1910, numbered 38. The surviving tribes of this stock, for which members were reported, are as follows:

San Luis Obispo. Santa Barbareno. Santa Ynez.

San Luis Obispo.—The name by which the survivors of the tribes of this stock in the southern part of San Luis Obispo County, Cal., have been commonly known. Only a single survivor of these Indians was enumerated in 1910, in California, a male of full-tribal blood.

Santa Barbareno.—A tribe or group of tribes occupying since the sixteenth century a portion of Santa Barbara County, Cal. The few survivors of these several tribes are to-day generally known as *Santa Barbareno* Indians. Two only were enumerated in 1910, both in California.

Santa Ynez.—The name by which the survivors of the several tribes in the vicinity of the Mission of Santa Ynez in Santa Barbara County, Cal., are known. The number enumerated in 1910 was 35, all in California.

COSTANOAN STOCK.

A stock now almost extinct, the few survivors not being returned by tribal names, but locally known as *Santa Cruz* Indians. The area formerly occupied by these Indians included that portion of California lying south of San Francisco and Suisan Bays, west of the San Joaquin River, and extending south to a little beyond Monterey. The Indians claiming to belong to this group, as enumerated in 1910, numbered 17, all in California.

CROATAN GROUP.

The name given to a large group of persons living in North Carolina, chiefly in Robeson County. The Indian element in the *Croatan* is of uncertain and probably rather complex origin, so they can not be regarded as belonging to any single stock. The *Croatan*, as enumerated in 1910, numbered 5,865, all in North Carolina.

ESKIMAUAN STOCK.

Stock as a whole.—An Alaskan stock (see p. 112), of which 56 members were enumerated in continental United States in 1910, represented by two tribes, as follows:

Aleut. Malemiut.

Aleut.—An Alaskan tribe of which 40 members, all in Oregon, were enumerated in continental United States in 1910.

Malemiut.—Only 2 Indians, both in Oregon, were reported in continental United States in 1910 as belonging to this Alaskan tribe, both females under 20 years of age, of white and Eskimo parentage.

Tribe not reported.—There were 14 Indians (7 males and 7 females) without tribal name reported as belonging to this stock in 1910, distributed among the states as follows: Oklahoma, 10; Oregon, 3; California, 1.

H AidAN STOCK (syn. Skittagetan).

An Alaskan stock (see p. 115), of which 31 members were enumerated in 1910 in continental United States. They were located in Oregon (25) and Washington (6), and were generally fishermen or pupils in Government schools.

IROQUOIAN STOCK.

Stock as a whole.—This, the second largest stock in point of numbers in the United States, occupied at the beginning of the seventeenth century two areas separated by only a short distance. One of these comprised all of western New York, western New Jersey, and parts of Pennsylvania, West Virginia, and northern Ohio; the other extended over the whole of the southern Alleghenies in North and South Carolina, northern Georgia, and eastern Tennessee. In addi-

tion to these areas in the United States, tribes of this stock occupied most of the peninsula region of Ontario and the shores of the St. Lawrence as far down as Quebec or below.

The Indians of the Iroquoian stock in the United States, as enumerated in 1910, numbered 39,679. To this figure should be added probably about 1,500 to 2,000 for Indians of this stock reported without distinction of tribe, among the general population in New York, North Carolina, Tennessee, South Carolina, and Oklahoma, making a probable total of over 41,000 in all. The tribes of this stock, for which members were reported, are as follows:

| | | |
|-----------|------------|------------|
| Cayuga. | Oneida. | Seneca. |
| Cherokee. | Onondaga. | Tuscarora. |
| Mohawk. | St. Regis. | Wyandot. |

Cayuga.—One of the five tribes of the well-known Iroquois Confederacy. Their habitat, when first known to Europeans in the seventeenth century, was in the vicinity of Cayuga Lake, N. Y. At the close of the eighteenth century the majority emigrated to Canada, where they are now living on a reservation in Ontario. Of the remainder, part moved to Oklahoma and part to Wisconsin, where they are living with the Oneida, but were not returned as Cayuga in the present census. Those remaining in New York are located mainly on the Cattaraugus and Tonawanda Reservations.

The number enumerated in 1910 was 81, of which 53 were in New York and 17 in Oklahoma. The Commissioner of Indian Affairs reported 182 for this tribe in New York in 1910, and a practically stationary population for the past 35 years. The great difference between this figure and the census report is due probably to the enumeration by the census of many Indians without distinction of tribe among the general population. The figures for this tribe in New York since 1875, as given in the Indian reports, are as follows:

| YEAR. | Number. | YEAR. | Number. |
|-----------|---------|-----------|---------|
| 1910..... | 182 | 1890..... | 181 |
| 1905..... | 174 | 1885..... | 173 |
| 1900..... | 167 | 1880..... | 192 |
| 1895..... | 168 | 1875..... | 156 |

Cherokee.—One of the largest and best known of the tribes of this stock. Their habitat, when first known to Europeans in the sixteenth century, comprised the region of the southern Alleghenies in northern Georgia and Alabama, eastern Tennessee, western South and North Carolina, and Virginia. Early in the nineteenth century a portion of the tribe had moved west of the Mississippi to Arkansas, and the larger part of those remaining were forced to remove to Indian Territory in 1838. The larger portion of the tribe has since been located on the Cherokee Reservation in Oklahoma, the smaller eastern band being located mainly on the Qualla Reservation in North Carolina. Scattered individuals, however, are to be found throughout the whole of their early habitat.

The number enumerated in 1910 was 31,489, of which 29,610 were in Oklahoma and 1,406 were in North Carolina. Comparison with previous years is difficult and uncertain, as all figures prior to 1900 are merely estimates and include an unknown number of intermarried whites and freedmen. In 1838, when forced to remove to Indian Territory, the total number removed amounted to over 16,500, which, with an estimate of 6,000 already there, makes a total of 22,500. Included in this number, however, is an unknown number of freedmen and other persons. The estimated figures since 1875, taken from the reports of the Commissioner of Indian Affairs, are as follows:

| YEAR. | Total. | Oklahoma. | North Carolina. | Other states and territories. |
|-----------|--------|-----------|-----------------|-------------------------------|
| 1910..... | 38,300 | 36,301 | 1,999 | |
| 1905..... | 34,059 | 32,604 | 1,455 | |
| 1900..... | 32,376 | 31,000 | 1,376 | |
| 1895..... | 27,893 | 25,000 | 1,479 | 1,414 |
| 1890..... | 28,000 | 25,000 | 3,000 | |
| 1885..... | 26,000 | 23,000 | 3,000 | |
| 1880..... | 21,920 | 19,720 | 2,200 | |
| 1875..... | 19,717 | 17,217 | 2,500 | |

Taking this total population, there has evidently been a steady increase in the 35 years, mainly, however, among the Oklahoma branch. The increase is due to the mixed-bloods who now form nearly 80 per cent of the total population. The difference between the figures for Oklahoma reported by the Commissioner of Indian Affairs and those secured by the census is believed to be due to the fact that the former are based upon the enrollment under the Dawes Commission, which contained many errors.

As the Cherokee constitutes numerically one of the most important examples of a tribe divided into two sections living under different conditions, figures for the Oklahoma and North Carolina Indians are given separately in Table 51 (p. 132).

Mohawk.—A well-known tribe belonging to the Iroquois Confederacy. They were the most easterly of the five nations occupying the Mohawk Valley and the region north and south of it in New York. In the eighteenth century the majority of the tribe removed to Canada, those now in the United States being mainly mixed-bloods. The number enumerated in 1910 was 368, of which 320 were in New York.

Oneida.—One of the five tribes of the well-known Iroquois Confederacy. Their habitat, when first known to Europeans in the seventeenth century, was in the vicinity of Oneida Lake, in New York. At the end of the eighteenth century a portion emigrated to Ontario, Canada, where they still remain, and in 1846 the majority of those living in New York moved to Wisconsin where they are now located on the Oneida Reservation.

The number enumerated in 1910 was 2,436, of which 2,107 were in Wisconsin and 211 in New York. Comparable figures for this tribe in Wisconsin and

New York are given in the reports of the Commissioner of Indian Affairs since 1875, as follows:

| YEAR. | Wisconsin. | New York. | YEAR. | Wisconsin. | New York. |
|-----------|------------|-----------|-----------|------------|-----------|
| 1910..... | 2,301 | 276 | 1890..... | 1,716 | 244 |
| 1905..... | 2,087 | 261 | 1885..... | 1,595 | 243 |
| 1900..... | 2,029 | 275 | 1880..... | 1,492 | 270 |
| 1895..... | 1,841 | 266 | 1875..... | 1,332 | 251 |

These figures show that the Wisconsin band has steadily increased, while the New York band has decreased or remained nearly stationary. A portion of the increase in Wisconsin may be due to immigration of members of the tribe from Canada.

As the Oneida illustrate well the difference often existing between two sections of a tribe living under diverse conditions, figures are given for the Wisconsin and New York sections separately in Table 51 (p. 133).

Onondaga.—One of the five tribes of the well-known Iroquois Confederacy. Their habitat, when first known to Europeans in the seventeenth century, was in the vicinity of Onondaga Lake, in western New York. During the eighteenth century a large number of the Onondaga emigrated to Ontario, Canada, those remaining in New York being located on the Onondaga, Seneca, and Tuscarora Reservations.

The number enumerated in 1910 was 365, of which 327 were in New York. The reports of the Commissioner of Indian Affairs show the following figures for this tribe in New York:

| YEAR. | Number. | YEAR. | Number. |
|-----------|---------|-----------|---------|
| 1910..... | 547 | 1890..... | 521 |
| 1904..... | 550 | 1885..... | 384 |
| 1900..... | 552 | 1880..... | 538 |
| 1895..... | 534 | 1875..... | 453 |

St. Regis.—A group of Indians of mixed Iroquoian origin not forming a real tribe, but named from the village in which they have lived for a century and a half. The settlement lies on the international boundary line in St. Lawrence County, N. Y., and Ontario, Canada.

The number enumerated in New York in 1910 was 1,140 out of a total of 1,219. Comparative figures furnished by the reports of the Commissioner of Indian Affairs for this tribe in New York are as follows:

| YEAR. | Number. | YEAR. | Number. |
|-----------|---------|-----------|---------|
| 1910..... | 1,368 | 1890..... | 1,051 |
| 1905..... | 1,208 | 1885..... | 944 |
| 1900..... | 1,154 | 1880..... | 785 |
| 1895..... | 1,105 | 1875..... | 736 |

It is evident from this that the St. Regis Iroquois have increased steadily since 1875, this increase being due almost entirely to the mixed-bloods.

Seneca.—One of the five tribes of the well-known Iroquois Confederacy. Their habitat, when first

known to Europeans in the seventeenth century, comprised a considerable area in western New York, lying west of Seneca Lake. Although a considerable number emigrated to Canada in the eighteenth century and later, the majority are now located on the Allegany and Cattaraugus and Tonawanda Reservations in New York. A number are located at the Seneca School in Oklahoma and others in Pennsylvania.

Of the 2,907 enumerated in 1910, 2,485 were in New York and 215 in Oklahoma. Comparison with the figures for previous years may be made as follows from the reports of the Commissioner of Indian Affairs:

| YEAR. | Total. | New York. | Oklahoma. |
|-----------|--------|-----------|-----------|
| 1910..... | 3,115 | 2,735 | 380 |
| 1905..... | 3,106 | 2,746 | 360 |
| 1900..... | 3,153 | 2,816 | 337 |
| 1895..... | 2,981 | 2,693 | 288 |
| 1890..... | 2,972 | 2,717 | 255 |
| 1885..... | 2,950 | 2,711 | 239 |
| 1880..... | 3,120 | 2,896 | 224 |
| 1875..... | 3,197 | 2,957 | 240 |

With allowance for the difference in methods of determining tribal affiliation, it would appear that on the whole the Seneca had remained about stationary in the last 35 years. On the basis of the figures reported by the Commissioner of Indian Affairs, the New York Senecas have decreased, whereas those in Oklahoma have increased.

As the Seneca illustrate the difference often existing between two widely separated sections of a single tribe, figures are given for the New York and Oklahoma bands separately in Table 51 (p. 133).

Tuscarora.—Formerly a large and important confederacy or group of Iroquoian tribes, usually referred to, however, as a single tribe. Their habitat, when first known to Europeans in the seventeenth century, was in northeastern North Carolina, but early in the eighteenth century they moved to New York and were incorporated as a sixth nation with the Iroquois Confederacy. Since the beginning of the nineteenth century they have been located mainly on the Tuscarora Reservation, Niagara County, N. Y., with a portion in Ontario, Canada.

The number enumerated in 1910 was 400, of which 382 were in New York. Comparative figures for this tribe in New York, as shown by the reports of the Commissioner of Indian Affairs, are as follows:

| YEAR. | Number. | YEAR. | Number. |
|-----------|---------|-----------|---------|
| 1910..... | 368 | 1885..... | 414 |
| 1905..... | 364 | 1880..... | 423 |
| 1900..... | 373 | 1875..... | 402 |
| 1895..... | 378 | 1870..... | 423 |
| 1890..... | 398 | | |

Allowing for the differences due to methods of determining tribal affiliation, it would seem that the

Tuscarora had changed but little in numbers in the last 40 years.

Wyandot (syn. Huron).—A tribe better known perhaps as the Huron. When first known to Europeans early in the seventeenth century, they occupied a small area south and east of Georgian Bay in Ontario, Canada. Their history during the next 200 years is full of vicissitudes and wandering. In the early nineteenth century a portion of the tribe was located in Ohio, but in 1842 moved west to Kansas and later to a reservation in northeastern Oklahoma, where they now reside. The remainder of the tribe is located near Quebec, Canada.

The number enumerated in 1910 was 353, of which 320 were in Oklahoma. Comparison with previous years for that portion of the tribe in Oklahoma may be made from the reports of the Commissioner of Indian Affairs, as follows:

| YEAR. | Number. | YEAR. | Number. |
|-----------|---------|-----------|---------|
| 1910..... | 372 | 1890..... | 288 |
| 1905..... | 378 | 1885..... | 251 |
| 1900..... | 339 | 1880..... | 251 |
| 1895..... | 297 | 1875..... | 247 |

These figures indicate a slow but steady increase in numbers since 1875, due, in all probability, mainly to mixed-bloods who already in 1886 formed nearly 40 per cent of the total.

Tribe not reported.—For 61 Indians (23 males and 38 females) the only name given was "Iroquois," so that it was impossible to determine their tribal affiliation. They were distributed among the states as follows: New York, 30; Oklahoma, 15; Ohio, 5; Minnesota, 4; Montana, 4; Kansas, 2; Pennsylvania, 1.

KALAPOOIAN STOCK.

Stock as a whole.—One of the smaller stocks of the Pacific coast. The area occupied comprised the greater part of the Willamette Valley in Oregon.

The Indians of the Kalapooian stock, as enumerated in 1910, numbered 106. The surviving tribes of this stock, for which members were reported, are as follows:

| | | |
|---------------|----------|-----------|
| Kalapooia. | Santiam. | Yamel. |
| Lakmiut. | Wapato. | Yonkalla. |
| Mary's River. | | |

Kalapooia.—A small tribe which has given its name to the stock. Their habitat at the beginning of the nineteenth century was the region of the divide between the Willamette and Umpqua Rivers in southern Linn and northern Douglas Counties, Oreg. Since 1860, or before, the remnant has been living on the Grande Ronde Reservation. The number enumerated in 1910 was 5, all in Oregon.

Lakmiut.—A small tribe living at the beginning of the nineteenth century on the river of the same name in Polk County, Oreg. Since about 1855 the remnant has been living on the Grande Ronde Reservation. The number enumerated in 1910 was 8, all in Oregon.

Mary's River (syn. Chepenafa).—A small tribe living at the beginning of the nineteenth century on Mary's River in eastern Benton and western Linn Counties, Oreg. Since about 1855 the remnant has been located on the Grande Ronde Reservation. The number enumerated in 1910 was 24, all in Oregon.

Santiam.—A small tribe living at the beginning of the nineteenth century on the river of the same name in northern Linn and southern Marion Counties, Oreg. Since about 1855 the remnant has been located on the Grande Ronde Reservation. The number enumerated in 1910 was 9, all in Oregon.

Wapato (syn. Atfalati).—A name of rather vague meaning applied to the remnants of several small tribes living at the beginning of the nineteenth century at or about the mouth of the Willamette River, Oreg. About 1855 the majority were placed on the Grande Ronde Reservation, where a remnant still survives. Of the 44 enumerated in 1910, 27 were in Washington and 17 in Oregon.

Yamel.—A small tribe living at the beginning of the nineteenth century in Yamhill County, Oreg. Since 1855 the remnant has been living on the Grande Ronde Reservation. Of the 5 enumerated in 1910, 4 were in Oregon and 1 in Washington.

Yonkalla.—A small tribe formerly living on Elk and Calapooya Creeks, Douglas County, Oreg. The tribe was removed about the middle of the nineteenth century to the Grande Ronde Reservation, where the survivors still remain. The number enumerated in 1910 was 11, all in Oregon.

KAROK STOCK (syn. Quoratean).

A tribe also known as Orleans and constituting by itself a distinct linguistic stock. Their habitat, since known to Europeans, has been in northern California, in the valley of the Klamath River, above the Yurok or Weitchpec and below the Shasta. The Karok, as enumerated in 1910, numbered 775, all in California.

KERESAN STOCK.

Stock as a whole.—One of the three "pueblo" stocks of the Southwest. The area occupied by Indians of this stock was on and in the vicinity of the Rio Grande River in northern New Mexico.

The Indians of the Keresan stock, as enumerated in 1910, numbered 4,027. The pueblos occupied by them, for which members were reported, are as follows:

| | | |
|----------|-------------|----------------|
| Acoma. | San Felipe. | Santo Domingo. |
| Cochiti. | Santa Ana. | Sia. |
| Laguna. | | |

Acoma.—A pueblo and tribe of this stock located, at least since the beginning of the sixteenth century, in Valencia County, N. Mex., and numbering 691 in 1910.

It appears from figures taken from the reports of the Commissioner of Indian Affairs (given only at irregular intervals) that this tribe has increased con-

siderably in the last 50 years. The figures are as follows:

| YEAR. | Number. | YEAR. | Number. |
|-----------|---------|-----------|---------|
| 1904..... | 737 | 1881..... | 582 |
| 1900..... | 492 | 1871..... | 436 |
| 1890..... | 597 | 1860..... | 523 |

Cochiti.—A tribe and pueblo located since the sixteenth century on the Rio Grande River, in Sandoval County, N. Mex., and numbering 237 in 1910.

Since 1860 the figures available from the reports of the Commissioner of Indian Affairs for this tribe are as follows:

| YEAR. | Number. | YEAR. | Number. |
|-----------|---------|-----------|---------|
| 1900..... | 198 | 1871..... | 243 |
| 1890..... | 285 | 1864..... | 229 |
| 1881..... | 271 | 1860..... | 172 |
| 1874..... | 400 | | |

Laguna.—A tribe and pueblo of this stock located in Valencia County, N. Mex. The number enumerated in 1910 was 1,472, of which 1,441 were in New Mexico. Since 1860 the figures given for this tribe in New Mexico in the reports of the Commissioner of Indian Affairs are as follows:

| YEAR. | Number. | YEAR. | Number. |
|-----------|---------|-----------|---------|
| 1900..... | 1,077 | 1871..... | 927 |
| 1890..... | 986 | 1860..... | 927 |
| 1881..... | 908 | | |

San Felipe.—A pueblo located on the Rio Grande River in Sandoval County, N. Mex. The number enumerated in 1910 was 490, all in New Mexico. Comparative figures since 1860 are shown in the reports of the Commissioner of Indian Affairs, as follows:

| YEAR. | Number. | YEAR. | Number. |
|-----------|---------|-----------|---------|
| 1900..... | 514 | 1871..... | 482 |
| 1890..... | 499 | 1860..... | 360 |
| 1881..... | 667 | | |

Santa Ana.—A pueblo located on the Jemez River in Sandoval County, N. Mex. The Santa Ana, as enumerated in 1910, numbered 211, all in New Mexico. Comparative figures since 1860 are shown in the reports of the Commissioner of Indian Affairs, as follows:

| YEAR. | Number. | YEAR. | Number. |
|-----------|---------|-----------|---------|
| 1900..... | 228 | 1871..... | 373 |
| 1890..... | 271 | 1860..... | 316 |
| 1881..... | 489 | | |

Santo Domingo.—A pueblo located on the Rio Grande River in Sandoval County, N. Mex. The Santo Domingo, as enumerated in 1910, numbered 817, all in New Mexico. Comparative figures since 1860 are shown in the reports of the Commissioner of Indian Affairs, as follows:

| YEAR. | Number. | YEAR. | Number. |
|-----------|---------|-----------|---------|
| 1900..... | 771 | 1871..... | 736 |
| 1890..... | 969 | 1860..... | 261 |
| 1881..... | 1,129 | | |

Sia.—A pueblo and tribe located since the sixteenth century on the Jemez River, in Sandoval County, N. Mex. The Sia, as enumerated in 1910, numbered 109, all in New Mexico. The following figures, taken from the reports of the Commissioner of Indian Affairs, show comparisons back to 1860:

| YEAR. | Number. | YEAR. | Number. |
|-----------|---------|-----------|---------|
| 1900..... | 114 | 1871..... | 121 |
| 1890..... | 110 | 1860..... | 117 |
| 1881..... | 58 | | |

KIOWAN STOCK.

A tribe which of itself apparently constitutes an independent linguistic stock. Their habitat in the early eighteenth century was in southern Montana and northwestern Wyoming, but, since known to Europeans, they have been living farther south in Nebraska and eastern Colorado. Since 1868 they have been located with the Comanche, the Kiowa Apache, and the southern Caddoan tribes on the Kiowa and Comanche Reservation in Oklahoma. The Kiowa have, ever since living in Montana, been very closely affiliated with the small Athapaskan tribe, commonly known as Kiowa Apache.

The number enumerated in 1910 was 1,126, of which 1,107 were in Oklahoma. Comparing these figures with those given by the Commissioner of Indian Affairs for this tribe in Oklahoma, it is apparent that there has been an increase since 1875. The drop between 1890 and 1895 was due to a serious epidemic in 1892. The figures are as follows:

| YEAR. | Number. | YEAR. | Number. |
|-----------|---------|-----------|---------|
| 1910..... | 1,366 | 1885..... | 1,169 |
| 1905..... | 1,195 | 1880..... | 1,139 |
| 1900..... | 1,138 | 1875..... | 1,070 |
| 1895..... | 1,037 | 1870..... | 1,896 |
| 1890..... | 1,140 | | |

KUSAN STOCK (syn. Coos Bay Indians).

A single tribe forming a stock by itself. The habitat of this tribe, when first known to Europeans in the beginning of the nineteenth century, was in the vicinity of Coos Bay, Coos County, Oreg. The Kusa at first were gathered at the Alsea Reservation and later transferred to Siletz, where a small remnant still survives.

The number enumerated in 1910 was 93, all in Oregon. In the reports of the Commissioner of Indian Affairs the Kusa have not been shown separately since 1881. In 1868 there were 176 at Alsea, which had decreased to 135 in 1870 and to 120 in 1875. In 1881 only 73 were returned at Siletz.

KUTENAIA STOCK (Kutenay, Kootenai).

A tribe which by itself apparently constitutes an entire linguistic stock. Their traditional home was in northern Montana and southern Alberta, east of the Rocky Mountains. From here they moved west across the mountains, and since the beginning of the nineteenth century, when first known to Europeans, they have occupied a portion of southeastern British Columbia and the adjacent parts of northwestern Idaho and Montana. Most of the Kutenai in the United States are located on the Flathead Reservation in Montana.

The number enumerated in 1910 was 538, of which 424 were in Montana and 107 in Idaho. Comparisons with previous years are of little value, owing to the irregular character of the returns for this tribe in the reports of the Commissioner of Indian Affairs. So far as can be judged from the figures, however, the number of the Kutenai in the United States has stood almost stationary since 1875.

LUTUAMIAN STOCK.

Stock as a whole.—One of the smaller of the Pacific Coast stocks. It occupied a compact area in southern Oregon and extreme northern California just east of the Cascades.

The Indians of the Lutuamian stock, as enumerated in 1910, numbered 978. The tribes of this stock, for which members were reported, are as follows:

Klamath. Modoc.

Klamath.—The most northerly of the two tribes composing this stock. Their habitat, since known to Europeans in the early part of the nineteenth century, has been in Klamath County, Oreg., mainly about and to the east of Klamath Lake. Since 1864 they have been located on the Klamath Reservation in that state.

The number enumerated in 1910 was 696, of which 646 were in Oregon. Comparable figures for that portion of the tribe in Oregon, as shown by the reports of the Commissioner of Indian Affairs, are as follows:

| YEAR. | Number. |
|-----------|---------|
| 1909..... | 658 |
| 1905..... | 765 |
| 1900..... | 721 |

Modoc.—The southernmost of the two tribes constituting this stock. Their earliest known habitat was in northwestern Siskiyou and northwestern Modoc Counties, Cal., and southern Klamath and Lake Counties, Oreg. In 1864 they were placed on the Klamath Reservation, Oreg., but after the Modoc War of 1872-73 a portion of the tribe was carried to the Quapaw Reservation in Oklahoma.

The number enumerated in 1910 was 282, of which 212 were in Oregon, 33 in Oklahoma, 20 in California, and the remainder scattering. The following table,

compiled from the reports of the Commissioner of Indian Affairs, gives comparable figures for the portions of the tribe in Oregon and Oklahoma:

| YEAR. | Oregon. | Oklahoma. |
|-----------|---------|-----------|
| 1909..... | 216 | 62 |
| 1905..... | 223 | 50 |
| 1900..... | 228 | 49 |

MAIDU STOCK (syn. Pujunan).

A group of Indians without definite tribal divisions and no distinctive popular name. They have occupied since earliest traditional times a considerable area in northeastern California, which may be roughly defined as extending east and west from the crest of the Sierra Nevada to the Sacramento River, and from north to south from Lassen Butte to the Cosumnes River. In the early fifties a small portion of these Indians was taken to Round Valley Reservation where, under the name of Concow, a remnant still survives. The great bulk of the stock, however, is scattered widely over the original territory and is not located on any reservation.

The general term "Digger" is used locally for these Indians as a rule, Concow and Nishinam being other local names, the latter generally restricted to the southern portion of the stock south of the Yuba River.

The Maidu, as enumerated in 1910, numbered 1,100, of which 1,098 were in California.

MIWOK STOCK (syn. Moquelumnan).

Stock as a whole.—The tribes of the Miwok stock occupy three small separate areas in California. The largest extends from east to west from the crest of the Sierra Nevada to the San Joaquin River, and from north to south from the Cosumnes to the Fresno River; the second occupies part of Marin, Sonoma, and Napa Counties, and the third a small area in Lake County.

The Indians of the Miwok stock, as enumerated in 1910, numbered 699. The tribes of this stock, for which members were reported, are as follows:

Marin. Middle Town. Miwok.

Marin.—The westernmost of the two smaller subdivisions of this stock. Their habitat, since known to Europeans in the sixteenth century, has been in Marin and southern Sonoma Counties, Cal. They came under the influence of the San Rafael, San Francisco, Solano, and Dolores Missions at the end of the eighteenth and the beginning of the nineteenth centuries. The few survivors are scattered throughout this area, the number enumerated in 1910 being 22, all in California.

Middle Town.—A small fragment of this stock located, since known to Europeans, in the extreme southern part of Lake County, Cal., and numbering 7 persons in 1910.

Miwok.—The main and largest subdivision of this stock. They have no distinctive popular name, being usually known only by the meaningless term of "Digger Indians." Their habitat, since known to Europeans in the eighteenth century, has been in central California, and may be roughly described as extending north and south from the Cosumnes River to Fresno Creek, and east and west from the crest of the Sierras to the San Joaquin River. The Miwok, as enumerated in 1910, numbered 670, of which 669 were in California and 1 in Nevada.

MUSKHOGEAN STOCK.

Stock as a whole.—One of the five largest stocks in the United States. At the time first known to Europeans, in the sixteenth century, it occupied a compact single area comprising the largest part of Mississippi, Alabama, and western and southern Georgia, together with the northern half of Florida.

The Indians of the Muskogean stock, as enumerated in 1910, numbered 29,191. To this figure should be added perhaps 1,500 for Indians of this stock reported without distinction of tribe among the general population in Alabama, Mississippi, Georgia, Florida, and Oklahoma, making a probable total of between 30,000 and 31,000. The tribes of this stock, for which members were reported, are as follows:

| | | |
|------------|----------|-----------|
| Alibamu. | Choctaw. | Koasati. |
| Chickasaw. | Creek. | Seminole. |

Alibamu.—A tribe closely related to the Koasati and formerly belonging to the Creek Confederacy. Their earliest known habitat was on the lower Alabama River in Alabama. At the end of the eighteenth century and in the early portion of the nineteenth century part of the tribe removed to Louisiana, part to Polk County, Tex., and part followed the Creeks to Indian Territory. The remnants are now found in all three of these localities, only those in Oklahoma being located on any reservation. These latter were not enumerated as Alibamu by the census. The number reported in 1910 was 298, of which 187 were in Texas and 111 in Louisiana.

Chickasaw.—One of the larger tribes of this stock whose early habitat was in northern Mississippi. By the beginning of the nineteenth century they began to move westward to what is now Oklahoma, and in 1855 were given a separate reservation there.

The number enumerated in 1910 was 4,204, of which 4,191 were in Oklahoma. Comparison with earlier years is made difficult by the fact that until 1898 the Chickasaw were not returned in the reports of the Commissioner of Indian Affairs separate from freedmen (Negroes) and intermarried whites. Since 1898 the figures for this tribe in Oklahoma are as follows:

| YEAR. | Number. | YEAR. | Number. |
|-----------|---------|-----------|---------|
| 1910..... | 5,688 | 1905..... | 5,474 |
| 1909..... | 5,735 | 1903..... | 4,659 |
| 1907..... | 5,684 | 1898..... | 4,230 |

The large difference between the figures reported by the Commissioner of Indian Affairs and those secured by the census in 1910, is due probably to the fact that the former are founded largely on the enrollment under the Dawes Commission, which contained many errors.

Choctaw.—A large tribe whose early habitat included the larger part of central and southern Mississippi and part of Alabama. By the end of the eighteenth century they had begun to move west, and by the middle of the nineteenth century the majority of the tribe was located on the Choctaw Reservation in Oklahoma. A portion remained behind, however, and are living to-day in northern Mississippi and Louisiana.

The number enumerated in 1910 was 15,917, of which 14,551 were in Oklahoma. Comparison with previous years is not possible for this tribe as a whole, as the reports of the Commissioner of Indian Affairs contain figures for only that portion of the tribe in Oklahoma. The figures for Oklahoma are questionable, however (the number in 1910 being 17,489 as against 14,551 reported by the census), as they are based to a large extent on the enrollment of the tribe under the Dawes Commission, which, as before stated, contained many errors.

Creek.—A group or loose confederacy of tribes formerly occupying a large part of Alabama and Georgia and portions of northern Florida. Between 1836 and 1840 the majority of the tribe was removed to Oklahoma, where a reservation was set apart for them on which they still live.

The number enumerated in 1910 was 6,945, of which 6,654 were in Oklahoma. The 34 members of this tribe who were returned in Montana probably belong to the Cree instead of the Creek, the similarity in names causing the error.

This is another tribe in which there is a wide discrepancy between the figures of the reports of the Commissioner of Indian Affairs and the census, the figures for Oklahoma in 1910 being 11,911 in the former as against 6,654 reported by the latter. The census may have been somewhat defective, but the figures of the Commissioner of Indian Affairs, based upon the enrollment under the Dawes Commission, are certainly too high.

Koasati.—A tribe very closely allied to the Alibamu and living in the eighteenth century on the upper Alabama River, Ala. Before the beginning of the nineteenth century they had begun to move west of the Mississippi into Louisiana and Texas, where their remnants still remain. The Koasati, as enumerated in 1910, numbered 98, distributed as follows: Louisiana, 85; Texas, 11; and Nebraska, 2.

Seminole.—A name applied to Indians of this stock, mainly members of the Creeks, who emigrated to Florida early in the eighteenth century. In the middle of the nineteenth century the majority of the tribe was removed to Oklahoma, where a reservation was set apart for them. A portion still remains in southern

Florida and a small band, mainly of Negro blood, are located in southwestern Texas.

The number enumerated in 1910 was 1,729, distributed as follows: Oklahoma, 1,503; Texas, 200; Florida, 16; and scattering, 10. The number in Florida is much too small. The majority of the tribe are located in inaccessible portions of the Everglades and are very hostile still toward the whites, allowing no persons in their territory. The number of Seminoles thus unenumerated is estimated by a competent observer, who has been one of the few whites to be allowed to pass through the region, at about 200 to 250. This would bring the tribal number in the United States to nearly 2,000.

This is the only one of the Five Civilized Tribes which, according to the figures in the reports of the Commissioner of Indian Affairs, shows a decrease in population. These figures, like those of the other Five Civilized Tribes, are based upon the enrollment under the Dawes Commission, and are much larger than those reported by the census, the figures for the tribe in Oklahoma in 1910 being 2,137 from the Indian reports and 1,503 from the census.

PIMAN STOCK.

Stock as a whole.—The area occupied by this stock in the United States lies wholly in southwestern Arizona. The number enumerated in 1910 was 8,607. The tribes of this stock, for which members were reported, are as follows:

| | | |
|--------|---------|--------|
| Mayo. | Papago. | Yaqui. |
| Opata. | Pima. | |

Mayo.—A tribe whose habitat is on the Mayo River, in Sinaloa, Mexico. A small number have in recent years emigrated to Arizona where they are now living, mainly with the Pima and Papago. The Mayo in the United States, as enumerated in 1910, numbered 40; all in Arizona.

Opata.—A tribe whose habitat comprises the region of the upper Yaqui and Sonora Rivers, in Sonora and western Chihuahua, Mexico. A small number have emigrated to the United States, where the number enumerated in 1910 was 5, all in Arizona.

Papago.—A tribe which has long been closely associated with the Pima. Their habitat, since the sixteenth century, has been the region south of Tucson, Ariz., extending southward into Mexico. For many years they have been in part gathered on the Gila Bend and Papago Reservations.

The number enumerated in 1910 was 3,798, of which 3,785 were in Arizona. Figures for comparison are uncertain back of 1900. Between 1870 and 1890 the Papago were estimated variously at from 5,000 to 7,000. In 1900 there were 1,789 actually enumerated on the reservation, and an estimated 2,100 others who were nomadic. In 1909 there were 1,755 on the reserve and 2,225 returned as nomadic. In the last 10 years, therefore, the Papago have apparently remained nearly

stationary in number, but have probably decreased somewhat since 1870.

Pima.—One of the largest tribes of this stock in the United States. Their habitat, since they first became known to Europeans in the sixteenth century, has been in the valleys of the Salt and Gila Rivers in southern Arizona. For many years they have been located on the Gila and Salt River Reservations.

The number enumerated in 1910 was 4,236, of which 4,167 were in Arizona. The following table, compiled from the reports of the Commissioner of Indian Affairs, gives comparative figures for this tribe in Arizona back to 1890, all figures prior to that year being merely estimates:

| YEAR. | Number. | YEAR. | Number. |
|-----------|---------|-----------|---------|
| 1910..... | 4,305 | 1895..... | 4,266 |
| 1905..... | 3,800 | 1890..... | 4,421 |
| 1900..... | 4,350 | | |

Yaqui.—A large tribe whose habitat is now mainly in southern Sonora, Mexico. A considerable number have in consequence of oppression in Mexico emigrated to Arizona within the last few years, in which state 489 were enumerated in 1910 out of a total of 528. The remainder were in California (38) and Oklahoma (1).

POMO STOCK (syn. Kulanapan).

Stock as a whole.—A Californian stock living in the Coast Ranges north of San Francisco, in parts of Mendocino, Lake, Colusa, Glenn, and Sonoma Counties.

The Indians of the Pomo stock, as enumerated in 1910, numbered 1,193. The tribes of this stock, for which members were reported, are as follows:

| | | |
|-------------|--------------|-------|
| Clear Lake. | Little Lake. | Pomo. |
| Gynomehro. | Lower Lake. | |

Clear Lake.—A name applied somewhat vaguely to those Pomo living about Clear Lake, in Lake County, Cal., of which the number enumerated in 1910 was 193.

Gynomehro (syn. Gallinomero).—A subdivision of this stock formerly occupying part of the lower Russian River Valley in Sonoma County, Cal. In the early part of the nineteenth century they came under the influence of the Mission of San Rafael, but have not been located on any reservation. The number enumerated in 1910 was 33, all in California.

Little Lake.—A group of the Pomo, formerly living in Little Lake Valley, Mendocino County, Cal. For many years the majority have been located on the Round Valley Reservation. The number enumerated in 1910 was 94, of which 84 were in California.

Lower Lake.—A term applied loosely to that portion of the stock living in the vicinity of Little Lake, Lake County, Cal., and numbering 96 in 1910.

Pomo.—A name applied to several small tribes belonging to this stock and also used as the stock name for the entire stock. The area occupied by the Pomo tribes proper comprises a considerable portion of

southern Mendocino, western Lake, and northern Sonoma Counties, Cal. In the present census the subdivisions of the stock were enumerated under their respective names as Clear Lake, Little Lake, etc., but it is probable that a small proportion of these were enumerated simply as Pomo and, if so, the totals for the subdivisions are incomplete to that extent. The number enumerated in 1910 as Pomo were 777, of which 776 were in California and 1 in Arizona.

SALINAN STOCK.

A name applied for convenience to the remnants of the Indians of this stock formerly connected with the Mission of San Antonio, Monterey County, Cal., and known as San Antonio. The number enumerated in 1910 was only 16, all in California.

SALISHAN STOCK.

Stock as a whole.—The tribes of this stock extended over a large area covering most of northern and western Washington, northern Idaho, and the northwestern corner of Oregon, and extending a considerable distance north of the international boundary in British Columbia.

The Indians of the Salishan stock in the United States, as enumerated in 1910, numbered 7,833. To this figure should be added probably nearly 1,000 for Indians of this stock reported without distinction of tribe among the general population in Washington and Idaho. The tribes of this stock, for which members were reported, are as follows:

| | | |
|----------------|--------------|------------|
| Bellacoola. | Lummi. | Skagit. |
| Chehalis. | Methow. | Skokomish. |
| Clallam. | Muckleshoot. | Snohomish. |
| Coeur d'Alene. | Nespelem. | Snoqualmu. |
| Columbia. | Nisqualli. | Songish. |
| Colville. | Nooksak. | Spokan. |
| Comox. | Okinagan. | Squaxon. |
| Cowichan. | Pisquow. | Squamish. |
| Cowlitz. | Puyallup. | Swinomish. |
| Dwamish. | Quinalt. | Tillamook. |
| Flathead. | Sanpoil. | Twana. |
| Kalispel. | Shuswap. | |

Bellacoola.—A British Columbian tribe of this stock, living on Dean Inlet and Bellacoola River. Two females, one of full-tribal blood and one white half-breed, were enumerated in Washington in 1910.

Chehalis (syn. Humptulip, Satsop, Georgetown).—A name of rather variable meaning applied to a series of small tribes formerly occupying most of the area tributary to the streams flowing into Grays and Willapa Harbors in western Washington. These various tribes were known as Chehalis (Upper and Lower), Georgetown, Humptulip, and Satsop. The majority have for many years been located on the Chehalis Reservation, but many are scattered throughout their whole former territory.

The number enumerated in 1910 was 282, of which 279 were in Washington and 3 in Oregon. Comparison with earlier years may be made from the reports of the Commissioner of Indian Affairs for this tribe in Washington, as follows:

| YEAR. | Number. | YEAR. | Number. |
|-----------|---------|-----------|---------|
| 1910..... | 272 | 1890..... | 282 |
| 1905..... | 270 | 1885..... | 287 |
| 1900..... | 219 | 1880..... | 185 |
| 1895..... | 212 | 1875..... | 300 |

¹ Chehalis proper.

It would appear from the above table that the Chehalis have about held their own for the last 35 years.

Clallam.—A tribe belonging to the Lummi group of this stock and occupying, since first known to Europeans, the south side of the Strait of Juan de Fuca, Wash., except the region around Cape Flattery which was occupied by the Makah. They have never been located on a reservation.

The number enumerated in 1910 was 398, of which 383 were in Washington. Comparison with earlier years may be made from the reports of the Commissioner of Indian Affairs for this tribe in Washington back to 1870, as follows:

| YEAR. | Number. | YEAR. | Number. |
|-----------|---------|-----------|---------|
| 1910..... | 316 | 1885..... | 380 |
| 1905..... | 307 | 1880..... | 525 |
| 1900..... | 331 | 1875..... | 575 |
| 1895..... | 317 | 1870..... | 630 |
| 1890..... | 345 | | |

From the above table it appears that the Clallam decreased nearly 50 per cent in the 25 years between 1870 and 1895, but that since then have increased slightly again.

Coeur d'Alene.—A small tribe which occupied the area about the lake and river of the same name in northern Idaho. Since 1875 they have been located on the Coeur d'Alene Reservation in that state.

The number enumerated in 1910 was 293, of which 284 were in Idaho. Comparative figures for this tribe in Idaho are available from the reports of the Commissioner of Indian Affairs as far back as 1880, as follows:

| YEAR. | Number. | YEAR. | Number. |
|-----------|---------|-----------|---------|
| 1910..... | 537 | 1890..... | 422 |
| 1905..... | 494 | 1885..... | 442 |
| 1900..... | 450 | 1880..... | 450 |
| 1895..... | 492 | | |

The difference between the figures given by the Commissioner of Indian Affairs and those secured by the census is due probably in large part to differences in method of determining tribal affiliation, but also due probably to some omissions.

Columbia (syn. Sinkiuse).—A name of somewhat uncertain application, generally used, however, to apply to the Indians of this stock occupying, at the time when first known to Europeans, the area in Washington east of the Columbia River from the mouth of the Okanogan to below Priests Rapids and comprising the greater part of Douglas County and portions of Lincoln and Adams Counties. For many years they have been located mainly on the Colville Reservation.

The number enumerated in 1910 was 385, of which 333 were in Washington and 52 in Oregon. Comparison with earlier years is of little value prior to 1890. The figures given in the reports of the Commissioner of Indian Affairs for this tribe in Washington are as follows:

| YEAR. | Number. | YEAR. | Number. |
|-----------|---------|-----------|---------|
| 1910..... | 521 | 1895..... | 313 |
| 1895..... | 279 | 1891..... | 406 |
| 1900..... | 292 | | |

The difference between the figures of the Commissioner of Indian Affairs and those obtained by the census is due probably to the inclusion in the former of several other tribes, such as the Pisuquow, etc.

Colville (syn. Senijextee).—Formerly a large tribe whose habitat, when first known to Europeans, comprised an area in eastern Washington which may be described as including the valley of the Columbia River and its tributaries from a little above the mouth of Spokane River to the Canadian line. For about 40 years they have been located on the Colville Reservation. In the present census the Senijexti, or Lakes, were unfortunately nearly all enumerated as Colville and the following figures therefore include both tribes.

The Colville and Senijexti together, as enumerated in 1910, numbered 785, of which 717 were in Washington.

The reports of the Commissioner of Indian Affairs give the following figures for the Colville and Lakes combined in the state of Washington:

| YEAR. | Number. | YEAR. | Number. |
|-----------|---------|-----------|---------|
| 1910..... | 712 | 1895..... | 551 |
| 1905..... | 635 | 1890..... | 550 |
| 1900..... | 609 | | |

Comox.—A British Columbian tribe of this stock, living in the central portion of the eastern coast of Vancouver Island. A single member of this tribe was enumerated in 1910 in Washington, a female of full-tribal blood.

Cowichan.—A group of tribes occupying the southeastern coast of Vancouver Island and the delta and lower valley of the Fraser River, British Columbia. They are closely related to the Nooksak and Lummi,

and those in the United States are living mainly among these tribes. The Cowichan in the United States, as enumerated in 1910, numbered 62, all in Washington.

Cowlitz.—A small tribe belonging to the Chehalis group of this stock. Their habitat, when first known to Europeans, was on the Cowlitz River in Cowlitz and Lewis Counties, Wash. For many years they have been located mainly on the Puyallup Reservation. The number enumerated in 1910 was 105, all in Washington.

Dwamish.—A small tribe belonging to the Nisqualli group of this stock, formerly occupying the region near the outlet of Lake Washington in the vicinity of Seattle, Wash. Since 1860 or before they have been located on the Tulalip Reservation. The name has been improperly applied to several other bands or tribes of this area. The number enumerated in 1910 was 20, of which 19 were in Washington and 1 in Oregon.

Flathead (syn. Salish).—The easternmost tribe of this stock. Their earliest habitat was apparently the southwestern corner of Montana. Since about 1860 they have been located at the Flathead Reservation in Montana. The name Flathead has been applied to many different tribes in various parts of the United States and is therefore by itself, without definite meaning. For many years, however, it has been most commonly used in connection with this group of the Salishan stock.

The number enumerated in 1910 was 486, of which 400 were in Montana. Comparison with previous years is of little value, owing to the irregularities of the returns for the Flathead Reservation. As given in the reports of the Commissioner of Indian Affairs, the only comparable figures for this tribe in Montana since 1875 are as follows:

| YEAR. | Number. |
|-----------|---------|
| 1905..... | 557 |
| 1885..... | 450 |
| 1875..... | 681 |

Kalispel (syn. Pend d'Oreilles).—With the Flathead, the easternmost tribes of this stock. Their early habitat included the region about the Flathead and Pend d'Oreilles Lakes in northwestern Montana and northern Idaho. They also probably occupied a small area adjacent in northeastern Washington. Since 1865 or earlier they have been located mainly at the Flathead Reservation in Montana, a portion more recently on the Colville Reservation in Washington. The use of the two names, Kalispel and Pend d'Oreilles, has been somewhat variable.

The number enumerated in 1910 was 564, of which 386 were in Montana and 157 in Washington. Comparisons with earlier years are difficult, owing to the uncertainty in the use of names for this tribe. Since

1875 the numbers as given in the reports of the Commissioner of Indian Affairs for this tribe in Montana and Washington are as follows:

| YEAR. | Montana. | Washing- ton. | YEAR. | Montana. | Washing- ton. |
|-----------|----------|------------------|-----------|----------|------------------|
| 1905..... | 640 | 295 | 1880..... | 895 | 409 |
| 1885..... | 886 | 434 | 1875..... | 850 | 395 |

Lummi.—The tribe from which the Lummi group of this stock takes its name. Their habitat, when first known to Europeans, comprised the San Juan Islands and the vicinity of Bellingham Bay in San Juan and Whatcom Counties, Wash. In 1855 a reservation was set apart for them on the west side of Bellingham Bay.

The number enumerated in 1910 was 353, of which 348 were in Washington. The following table shows figures taken from the reports of the Commissioner of Indian Affairs for this tribe in Washington as far back as 1885:

| YEAR. | Number. | YEAR. | Number. |
|-----------|---------|-----------|---------|
| 1910..... | 453 | 1895..... | 338 |
| 1905..... | 412 | 1890..... | 295 |
| 1900..... | 322 | 1885..... | 248 |

It appears probable that there has been a slight increase in this tribe in the last 25 years.

Methow.—A small tribe closely affiliated with the Columbia. Their habitat included the valley of the Methow River and vicinity of Lake Chelan in Okanogan and Chelan Counties, Wash. For many years they have been located mainly on the Colville Reservation. The Methow, as enumerated in 1910, numbered 14, all in Washington.

Muckleshoot.—A name applied to a somewhat indefinite group of Indians (probably a part of the Dwamish) belonging to the Nisqualli group of this stock. They have been located for 40 or 50 years on the Muckleshoot Reservation, King County, Wash.

The number enumerated in 1910 was 194, of which 191 were in Washington and 3 in Oregon. Comparable figures for this tribe in Washington are furnished by the reports of the Commissioner of Indian Affairs as far back as 1870, as follows:

| YEAR. | Number. | YEAR. | Number. |
|-----------|---------|-----------|---------|
| 1910..... | 163 | 1890..... | 103 |
| 1905..... | 155 | 1885..... | 85 |
| 1900..... | 145 | 1870..... | 144 |
| 1895..... | 159 | | |

The above table indicates a gradual increase in this "tribe" since 1890, but it is uncertain whether it is due to a gradual growth or to the gradual coming into the reservation of Indians formerly scattered.

Nespelem.—A small tribe or subdivision of the Sanpoil living on the Nespelem River in Okanogan County, Wash. For many years they have been with the San-

poil on the Colville Reservation. The number enumerated in 1910 was 46, all in Washington.

This tribe was not enumerated by the Commissioner of Indian Affairs prior to 1891. At that date they were returned as 59, in 1905 as 41, and in 1910 as 45.

Nisqualli.—A small tribe from which the Nisqualli group of this stock takes its name. Their habitat in the early part of the nineteenth century was in the vicinity of the Nisqualli River in Thurston and Pierce Counties, Wash. For 50 years or more they have been located largely on the Nisqualli Reservation.

The number enumerated in 1910 was 137, of which 129 were in Washington and 8 in Oregon. Figures taken from the reports of the Commissioner of Indian Affairs show that there has been a considerable decrease in this tribe in the last 40 years. The figures for the tribe in Washington are as follows:

| YEAR. | Number. | YEAR. | Number. |
|-----------|---------|-----------|---------|
| 1910..... | 146 | 1885..... | 180 |
| 1905..... | 140 | 1880..... | 164 |
| 1900..... | 107 | 1875..... | 150 |
| 1895..... | 118 | 1870..... | 208 |
| 1890..... | 94 | | |

Nooksak.—A small interior tribe (perhaps a subdivision of the Suquamish) belonging to the Cowichan group of this stock. Their habitat, since first known, has been upon the Nooksak River in Whatcom County, Wash. They have never been located on any reservation. The Nooksak, as enumerated in 1910, numbered 85, all in Washington.

Okinagan.—A large tribe occupying in the early nineteenth century the region about the upper portion of Okanogan River and Lake in eastern Washington and British Columbia. For many years the Okinagan in the United States have been located on the Colville Reservation.

The number enumerated in 1910 was 272, of which 256 were in Washington. The following table, compiled from the reports of the Commissioner of Indian Affairs, shows comparative figures for this tribe in Washington back to 1885:

| YEAR. | Number. | YEAR. | Number. |
|-----------|---------|-----------|---------|
| 1910..... | 538 | 1895..... | 562 |
| 1905..... | 692 | 1890..... | 374 |
| 1900..... | 575 | 1885..... | 300 |

The variation in the figures in the above table is so great as to make any conclusions of little worth. The larger figures are due, without much doubt, to the inclusion of Indians really belonging to other tribes.

Pisquow.—A small tribe closely affiliated with the Columbia. Their habitat included the basins of the Wenatchee and Pisquow Rivers in Chelan County, Wash. The name has been used also to include the Methow. For many years the Pisquow have been

located on the Yakima Reservation. The number enumerated in 1910 was 52, all in Washington.

Puyallup.—A tribe belonging to the Nisqualli group of this stock. Their habitat in the early part of the nineteenth century was in the vicinity of the present city of Tacoma, Wash. For about 50 years they have been mainly located on the Puyallup Reservation.

The number enumerated in 1910 was 303, of which 278 were in Washington. The following table shows figures for this tribe in Washington, as given in the reports of the Commissioner of Indian Affairs, as far back as 1870:

| YEAR. | Number. | YEAR. | Number. |
|-----------|---------|-----------|---------|
| 1910..... | 461 | 1885..... | 599 |
| 1905..... | 498 | 1880..... | 520 |
| 1900..... | 556 | 1875..... | 579 |
| 1895..... | 635 | 1870..... | 478 |
| 1890..... | 611 | | |

The table indicates an increase in numbers up to 1895, since which year there has been a steady decrease.

Quinaielt.—A small tribe belonging to the Chehalis group of this stock and located, since known to Europeans, on the Quinaielt River and adjacent coast in western Chehalis County, Wash. In 1855 the Quinaielt Reservation was set apart for them on which they have continued to reside. The Quaitso, a portion of this tribe living just north of the Quinaielt on Queets River in Jefferson County, were enumerated with them in 1910.

The Quinaielt with the Quaitso, as enumerated in 1910, numbered 288, of which 287 were in Washington and 1 in Oregon. The following table shows comparative figures, taken from the reports of the Commissioner of Indian Affairs, back to 1860:

| YEAR. | Number. | YEAR. | Number. |
|-----------|---------|-----------|---------|
| 1910..... | 288 | 1885..... | 187 |
| 1905..... | 203 | 1880..... | 249 |
| 1900..... | 184 | 1875..... | 223 |
| 1895..... | 153 | 1870..... | 231 |
| 1890..... | 238 | 1860..... | 350 |

The table shows that the Quinaielt and Quaitso decreased down to 1895, since which time there has been a rapid increase.

Sanpoil.—A small tribe of this stock affiliated with the Spokane and Okinagan. Their habitat in the early part of the nineteenth century was in the region between the Sanpoil and lower Okanogan Rivers and in the vicinity of the Columbia River between these points, chiefly in Okanogan and Ferry Counties, Wash. For many years they have been located on the Colville Reservation.

The number enumerated in 1910 was 240, of which 238 were in Washington. The following table shows

the only figures available from the reports of the Commissioner of Indian Affairs:

| YEAR. | Number. | YEAR. | Number. |
|-----------|---------|-----------|---------|
| 1910..... | 189 | 1897..... | 239 |
| 1905..... | 324 | 1890..... | 300 |

Shuswap.—A large and important British Columbian tribe of this stock, occupying a considerable area in southern British Columbia on the Thomson River, Shuswap Lake, and northward. The number enumerated in the United States in 1910 was 9, all in Washington.

Skagit.—A tribe closely allied to the Snohomish and belonging to the Nisqualli group of this stock. Their habitat, when first known to Europeans, was on the lower portion of the Skagit River and on a portion of Whidbey Island, Wash. For many years they have been on the Snohomish Reservation. The Skagit, as enumerated in 1910, numbered 56, all in Washington.

Skokomish.—A tribe of the Twana group of this stock formerly living at the mouth of the Skokomish River, Mason County, Wash. Since 1860 or before they have been located mainly on the Skokomish Reservation.

The number enumerated in 1910 was 195, of which 193 were in Washington and 2 in Oregon. The following figures, taken from the reports of the Commissioner of Indian Affairs, show that the population of this tribe has decreased since 1870, although with some fluctuations:

| YEAR. | Number. | YEAR. | Number. |
|-----------|---------|-----------|---------|
| 1910..... | 185 | 1885..... | 201 |
| 1905..... | 204 | 1880..... | 250 |
| 1900..... | 171 | 1875..... | 275 |
| 1895..... | 232 | 1870..... | 291 |
| 1890..... | 208 | | |

Snohomish.—A small tribe from which the Snohomish group of this stock takes its name. They were living, when first known to Europeans, at the mouth of the Snohomish River and the adjacent part of Whidbey Island, Snohomish County, Wash. For many years they have been located on the Tulalip Reservation, Wash. The number enumerated in 1910 was 664, of which 661 were in Washington and 3 in Oregon.

Snoqualmu.—A tribe belonging to the Nisqualli group of the stock, and occupying, when first known to Europeans, the region in the vicinity of the river of the same name in King County, Wash. For many years they have been located on the Tulalip Reservation. The Snoqualmu, as enumerated in 1910, numbered 93, all in Washington.

Songish.—A tribe formerly living mainly about Victoria on the southern shore of Vancouver Island, British Columbia. They are closely affiliated with the

Clallam and Lummi of Washington. The number enumerated in 1910 was 23, all in Washington.

Spokan.—A small tribe occupying, when first known to Europeans in the beginning of the nineteenth century, a portion of eastern Washington in the vicinity of the present city of Spokane. For the last 30 or 40 years they have been located in small bands at several different reservations, namely, the Flathead Reservation in Montana, the Coeur d'Alene Reservation in Idaho, and the Colville and Spokane Reservations in Washington.

The number enumerated in 1910 was 643, of which 379 were in Washington, 134 in Montana, and 96 in Idaho. The number in these three states, as reported by the Commissioner of Indian Affairs, is shown in the following table:

| YEAR. | Number. | YEAR. | Number. |
|-----------|---------|-----------|---------|
| 1905..... | 680 | 1885..... | 702 |
| 1900..... | 745 | 1880..... | 685 |
| 1895..... | 765 | 1875..... | 685 |
| 1890..... | 587 | | |

Squaxon.—A small tribe belonging to the Nisqualli group of this stock, formerly living in eastern Mason County, Wash. For about 50 years they have been located mainly on the Squaxon Reservation.

The number enumerated in 1910 was 44, all in Washington. A considerable portion of this tribe has always lived off the reservation, and in the present census many were probably thus enumerated on the general population schedule, and so returned without tribal designation. The Commissioner of Indian Affairs reported 142 in 1870, with somewhat irregular decreases down to 93 in 1910.

Suquamish.—This tribe previously occupied a portion of the western shore of Puget Sound, Wash. For 50 years or more they have been located largely on the Tulalip Reservation.

The number enumerated in 1910 was 307, of which 306 were in Washington and 1 in Oregon. Comparable figures from the reports of the Commissioner of Indian Affairs are as follows:

| YEAR. | Number. | YEAR. | Number. |
|-----------|---------|-----------|---------|
| 1910..... | 181 | 1900..... | 156 |
| 1905..... | 165 | 1890..... | 144 |

The large difference in the number shown by the census for 1910 and the figures in the above table is due probably to the fact that many Indians of this tribe were reported as belonging to other tribes, or were not under the control of the Indian Office.

Swinomish.—It is somewhat uncertain whether these are a subdivision of the Skagit or a tribe closely affiliated with them. They belong to the Snohomish group of the stock. Their habitat in the early part of the nineteenth century was mainly on Whidbey Island and the adjacent portion of Skagit County,

Wash. For the last 50 years they have been located on the Swinomish Reservation.

The number enumerated in 1910 was 333, all in Washington. Comparative figures are furnished by the reports of the Commissioner of Indian Affairs back to 1885, as follows:

| YEAR. | Number. | YEAR. | Number. |
|-----------|---------|-----------|---------|
| 1910..... | 267 | 1895..... | 278 |
| 1905..... | 281 | 1890..... | 227 |
| 1900..... | 313 | 1885..... | 222 |

The difference between the census figure for 1910 and that shown in the above table is due in part probably to the difference in method of reckoning tribal affiliations in the case of mixed-tribal blood, and in part to the enumeration of Indians not under the control of the Indian Office.

Tillamook.—The most southerly and westerly tribe of this stock. Their habitat at the beginning of the nineteenth century was on the coast of northwestern Oregon in Tillamook County. At an early date they were gathered partly on the Grande Ronde and partly on the Siletz Reservation where their remnants exist to-day. The southern section of the Tillamook were often spoken of as the Nestucca and a small proportion of the Tillamook at present still belong to this southern branch. The Tillamook, as enumerated in 1910, numbered 25, distributed as follows: Oregon, 18; Washington, 6; Kansas, 1.

Twana.—The tribe from which the Twana group of this stock takes its name. They are very closely related to the Skokomish and have often been confused with them. They occupied, at the time when first known to Europeans, the shores of Hoods Canal, Wash. For 40 or 50 years they have been located chiefly on the Skokomish Reservation. The number enumerated in 1910 was 61, of which 60 were in Washington and 1 in Wisconsin.

Tribe not reported.—Thirteen Indians (6 full-bloods and 7 mixed-bloods) were enumerated in Washington as belonging to this stock, concerning whom no information as to particular tribe was given.

SHAHAPTIAN STOCK.

Stock as a whole.—This stock occupies a compact area of considerable extent lying mainly in northeastern Oregon, southeastern Washington, and the adjacent portion of Idaho.

The Indians of the Shahaptian stock, as enumerated in 1910, numbered 4,391. The tribes of this stock, for which members were reported, are as follows:

| | | |
|-------------|-------------|---------------|
| Klickitat. | Topinish. | Warm Springs. |
| Nez Perces. | Umatilla. | Yakima. |
| Palcos. | Wallawalla. | |

Klickitat.—A tribe occupying in the early nineteenth century the region of the upper Klickitat and Cowlitz Rivers, Wash. They are now located mainly on the Yakima Reservation. The number enumerated

in 1910 was 405, of which 370 were in Washington and 35 in Oregon.

Nez Perces.—The most important tribe of the Shapthian stock. Their habitat at the beginning of the nineteenth century, when first met by Europeans, included a large area in southeastern Washington, northeastern Oregon, and the adjacent portion of Idaho. With the increased settlement of the region their territory was gradually reduced, and the major part of the tribe are now living on the Nez Perces Reservation, Idaho. In consequence of the Nez Perces War of 1877 some hundreds, known as Chief Joseph's Band, were sent to the Indian Territory, and later (in 1885) the remnant of this band was removed to the Colville Reservation in Washington, where they now are.

The number enumerated in 1910 was 1,259, distributed as follows: Idaho, 1,035; Washington, 79; Oregon, 58; Montana, 54; scattering, 33. Fairly accurate comparative figures are available for this tribe in Idaho as far back as 1890. These figures, taken from the reports of the Commissioner of Indian Affairs, are as follows:

| YEAR. | Number. | YEAR. | Number. |
|-----------|---------|-----------|---------|
| 1910..... | 1,433 | 1900..... | 1,761 |
| 1909..... | 1,567 | 1895..... | 1,880 |
| 1905..... | 1,651 | 1890..... | 1,803 |

Paloos.—A small tribe formerly occupying the valley of the Palouse River and the adjacent portion of Snake River, in Washington. They have refused to occupy a reservation and are now living mainly in the Snake River Valley. The number enumerated in 1910 was 82, of which 75 were in Washington and 7 in Oregon.

Topinish.—A small tribe closely affiliated with the Klikitat and formerly living on the Topinish River, Yakima County, Wash. They are now located on the Yakima Reservation. The number enumerated in 1910 was 47, all in Washington.

Umatilla.—One of the smaller tribes belonging to this stock. Their habitat, when first known to Europeans in the beginning of the nineteenth century, was in northeastern Oregon in the vicinity of the Umatilla River. For about 50 years they have been located on the Umatilla Reservation.

The number enumerated in 1910 was 272, of which 152 were in Oregon and 85 in Washington. Comparative figures for this tribe in Oregon are shown in the reports of the Commissioner of Indian Affairs as far back as 1870. These figures fluctuate very widely, as shown by the following table:

| YEAR. | Number. | YEAR. | Number. |
|-----------|---------|-----------|---------|
| 1910..... | 151 | 1885..... | 150 |
| 1905..... | 203 | 1880..... | 225 |
| 1900..... | 183 | 1875..... | 169 |
| 1895..... | 226 | 1870..... | 456 |
| 1890..... | 179 | | |

Walla-walla.—A tribe formerly living in Wallowa County, Oreg., and the adjacent parts of southeastern Washington. About 1860 they were removed to the Umatilla Reservation, Oreg., where they have since remained.

The number enumerated in 1910 was 397, of which 390 were in Oregon. Comparative figures from the reports of the Commissioner of Indian Affairs are given for this tribe in Oregon in the table below back to 1890. The figures fluctuate widely from year to year, the difference between the figures for 1910 as obtained by the census and as reported by the Commissioner being no greater than the difference in the numbers reported for the years 1907 (579) and 1908 (490).

| YEAR. | Number. | YEAR. | Number. |
|-----------|---------|-----------|---------|
| 1910..... | 461 | 1895..... | 465 |
| 1905..... | 587 | 1890..... | 405 |
| 1900..... | 528 | | |

Warm Springs (syn. John Day, Tenino, Tyigh, Des Chutes).—A name applied to a mixture of several small tribes of this stock, which have for 50 years been located on the Warm Springs Reservation, Oreg. The remnants of the tribes which are included under this name are the Des Chutes, John Day, Tenino, and Tyigh, these together formerly occupying a large part of the area in southern Oregon east of the Cascades, included in the drainage basins of the Des Chutes and John Day Rivers.

The number enumerated in 1910 was 550, of which 502 were in Oregon. Owing to variations in what was included under the name of Warm Springs in different years, comparable figures are difficult to obtain. In 1870 about 800 appear to have been recognized; in 1882 the number had shrunk to 549, and by 1895 to 505; in 1900, the last year in which separate report was made, the number returned was 516.

Yakima.—One of the larger tribes of this stock, formerly living in the vicinity of the Yakima River and adjacent portion of the Columbia River in Washington. For about 50 years the majority of the tribe has been located on the Yakima Reservation. The name Yakima has often been used loosely to include all the tribes on the reservation. It is uncertain how far the present census returns in this respect are correct, but it is probable that the Indians reported as Yakima are only to a limited extent real Yakima, being mainly a complex of many small tribes, almost wholly of the same stock.

The number enumerated in 1910 was 1,362, of which 1,279 were in Washington. No comparison can be made with earlier years, as this tribe has not been returned separately in the reports of the Commissioner of Indian Affairs.

Tribe not reported.—Seventeen Indians (5 males and 12 females) belonging to this stock were enumerated

in Washington, but no information was given as to particular tribes.

SHASTAN STOCK.

Stock as a whole.—The area occupied by this stock comprises portions of Siskiyou, Shasta, Lassen, and Modoc Counties in northern California.

The Indians of the Shastan stock, as enumerated in 1910, numbered 1,578. The tribes of this stock, for which members were reported, are as follows:

Hat Creek. Pit River. Shasta.

Hat Creek.—One of the three main subdivisions of this stock and as a tribe closely affiliated with the Pit River. Since earliest traditional times they have occupied a small area in northeastern California, comprising Dixie Valley and the region along Hat Creek in eastern Shasta and western Lassen Counties. The Hat Creek Indians have never had any reservation and are living scattered over their original territory. The number enumerated in 1910 was 240, all in California.

Pit River.—One of the three main subdivisions of this stock, and as a tribe most closely affiliated with the Hat Creek. Since earliest traditional times they have occupied a small area in northeastern California, comprising in general the greater part of the drainage basin of Pit River excepting, however, Dixie Valley and the valley of Hat Creek. The majority of the tribe now remaining are scattered over their original territory and are not located on any reservation. A small number were taken to Round Valley Reservation soon after its establishment, some of whom still remain there, and a few are on the Klamath Reservation, Oreg. The number enumerated in 1910 was 985, of which 888 were in California.

Shasta.—One of the three main subdivisions of this stock and that from which the stock has taken its name. Since earliest traditional times they have occupied an area in northern California and southern Oregon, comprising the central portion of Siskiyou County, Cal., and part of the southern portion of Jackson County, Oreg. The majority of the tribe now remaining are scattered over their original territory and are not on reservations. A few, however, remain at Grande Ronde and Siletz Reservations, in Oregon, where a considerable portion of the tribe was kept for several years as the result of the Rogue River War. A portion of the Shasta is sometimes known as Scott Valley Indians and the remainder has at times been called Klamaths. The Shasta, as enumerated in 1910, numbered 353, distributed as follows: California, 255; Oregon, 96; Washington, 2.

SHOSHONEAN STOCK.

Stock as a whole.—One of the largest stocks in the United States. The main area occupied by this stock lies in the interior plateau and includes practically the whole of Nevada and Utah and part of eastern Ore-

gon, southern Idaho, southwestern Wyoming, western Colorado, and southern California. In addition, the Comanche occupied at times a portion of the plains in Texas and eastern New Mexico. Small areas in northern Arizona were also occupied by tribes belonging to this stock.

The Indians of the Shoshonean stock, as enumerated in 1910, numbered 16,842. To this figure should be added probably about 1,000 for Indians of this stock reported without distinction of tribe among the general population in Nevada, Utah, Colorado, Idaho, and California, making a probable total of about 18,000 in all. The tribes of this stock, for which members were reported, are as follows:

| | | |
|-------------|-------------|--------------|
| Bannock. | Kawia. | San Luiseno. |
| Chemehuevi. | Kern River. | Serrano. |
| Comanche. | Mono. | Shoshoni. |
| Gabrieleno. | Pahvant. | Tehachapi. |
| Hopi. | Paiute. | Ute. |
| Juaneno. | Panamint. | |
| Kawaiisu. | Paviotso. | |

Bannock.—The tribal name is of somewhat uncertain extension and has been applied in the past with considerable laxity. The early habitat of this tribe seems to have been in southeastern Idaho and the adjacent portions of northwestern Wyoming and southwestern Montana, with a probable extension westward into southwestern Idaho nearly to the Oregon line. For at least 50 years they have been closely associated with the Shoshoni. Since 1869 they have been located principally on the Fort Hall Reservation in Idaho, with a smaller band at Lemhi in the same state.

The number enumerated in 1910 was 413, of which 363 were in Idaho. Early estimates of the population of the Bannock would seem almost certain to have been exaggerated and to have included under this name portions of other tribes. In 1829, for example, the Bannock were said to number approximately 8,000, a figure which had decreased to less than 1,000 in 1870. Between 1875 and 1899 the Bannock were returned separately in the reports of the Commissioner of Indian Affairs, the figures for this tribe in Idaho being as follows:

| YEAR. | Number. | YEAR. | Number. |
|-----------|---------|-----------|---------|
| 1890..... | 513 | 1880..... | 530 |
| 1890..... | 1,514 | 1875..... | 810 |
| 1885..... | 1,472 | | |

¹ Exclusive of that portion at Lemhi.

Chemehuevi.—A small tribe living, when first known to Europeans in the eighteenth century, along the Colorado River, mainly on the Arizona side from Needles to Bill Williams Fork. For many years they have been located chiefly in the Chemehuevi Valley and at Fort Mohave.

The number enumerated in 1910 was 355, distributed as follows: California, 260; Nevada, 60; Arizona, 28; and Wyoming, 7. Comparisons with fig-

ures for earlier years are very limited. In 1866 they were estimated at 750. Since then no estimate or count has been made until the present census except for those in Arizona, whose numbers have decreased, according to the reports of the Commissioner of Indian Affairs, from 350 in 1875 to 153 in 1909.

Comanche.—In recent times the most southern and eastern of the tribes of this stock and the only one living entirely on the plains. Their earliest traditional home was in Wyoming with the Shoshoni. At an early period, however, they were forced south and in the early eighteenth century were living in Kansas and southward. During the first half of the nineteenth century they roamed over a very large area extending southward into Mexico. For about 50 years they have been located with the Kiowa on the Kiowa and Comanche Reservations in Oklahoma.

The number enumerated in 1910 was 1,171, of which 1,160 were in Oklahoma. Comparison with figures for previous years shows a great decrease in numbers, according to the following table, compiled from the reports of the Commissioner of Indian Affairs, for the tribe in Oklahoma:

| YEAR. | Number. | YEAR. | Number. |
|-----------|---------|-----------|---------|
| 1910..... | 1,476 | 1885..... | 1,544 |
| 1905..... | 1,401 | 1880..... | 1,568 |
| 1900..... | 1,499 | 1875..... | 1,721 |
| 1895..... | 1,507 | 1870..... | 2,742 |
| 1890..... | 1,598 | | |

Gabrieleno (syn. San Gabriel).—A subdivision of the Shoshoneans of California occupying, in the eighteenth century, an area which may be roughly described as including Los Angeles County south of the San Bernardino Mountains, the extreme southwestern corner of San Bernardino and the northern half of Orange Counties. The number enumerated in 1910 was 11, all in California.

Hopi (syn. Moqui, Koso).—One of the best known of the pueblo tribes of the Southwest. Known to Europeans since the middle of the sixteenth century, the Hopi have occupied their present villages in north-eastern Arizona, or others in the immediate vicinity, for at least 300 or 400 years. At the present time seven villages are occupied.

The number enumerated in 1910 was 2,009, of which 1,941 were in Arizona. Comparison with early years is of little value, as the figures given are largely estimates. From 1880 to 1904 the more trustworthy estimates, as given in the reports of the Commissioner of Indian Affairs, have ranged from 1,800 to 2,100. Still earlier estimates, especially those of the Spanish in the sixteenth and seventeenth centuries, were often enormously exaggerated. It is probable, however, that the number in the seventeenth century was considerably larger than at present. At various times, the most recent in 1855, the Hopi have been ravaged by smallpox, which greatly reduced their numbers.

Juaneno (syn. San Juan Capistrano).—A subdivision of the California Shoshoneans, occupying in the eighteenth century the region about the Mission of San Juan Capistrano, in Orange County. The number enumerated in 1910 was 16, all in California.

Kawaiisu.—A small group of Indians of this stock living on the western side of the Tehachapi Mountains, Cal. The number enumerated in 1910 was 23, all in California.

Kawia (syn. Cahuilla).—A tribe occupying in the eighteenth century a considerable area in southern and eastern San Bernardino and northern Riverside Counties, Cal. At present the tribe is located on several small reservations in Riverside and San Diego Counties.

The number enumerated in 1910 was 755, of which 754 were in California and 1 in Arizona. Comparison with earlier years is difficult, owing to the uncertainty as to whether the total population of the various reservations belonged to this tribe. For a rough comparison, however, the totals of the reservations are here given since 1893, when they are first available from the reports of the Commissioner of Indian Affairs. The only conclusion which it would be safe to draw from these figures is that the Kawia have apparently held their own during the last 17 years.

| YEAR. | Number. | YEAR. | Number. |
|-----------|---------|-----------|---------|
| 1903..... | 686 | 1895..... | 862 |
| 1901..... | 897 | 1893..... | 697 |
| 1899..... | 826 | | |

Kern River.—A small group of Indians occupying a portion of the valley of Kern River, in Kern County, Cal. For many years a portion has been located on the Tule River Reservation. The number enumerated in 1910 was 105, all in California.

Mono.—A group of tribes occupying since the early nineteenth century a considerable area mainly in Mono and Inyo Counties, Cal., and the adjacent part of Esmeralda County, Nev. They have never been located on a reservation. The number enumerated in 1910 was 1,448, of which 1,388 were in California and 60 in Nevada.

Pahvant.—A subdivision of the Ute formerly living south and east of Great Salt Lake, Utah. The larger portion has been located for many years with the Uinta Utes on the Uinta Reservation, Utah, and has not been reported separately.

The number enumerated in 1910 was 37, all in Utah. Comparison with the population in earlier years is difficult, as they have not been reported separately since 1873 by the Commissioner of Indian Affairs. At that date there was said to be 134 not under any agent, while in 1870, prior to their removal to the Uinta Reservation, they were estimated at about 800. It is probable that they have so intermarried with other Utes that they have lost their tribal identity.

Paiute (see also Paviotso.)—A tribal name which has been very loosely applied and in consequence is of uncertain application. Used at different times for several of the Shoshonean tribes of the interior plateau, it is properly restricted to the Indians of southwestern Utah and the adjacent portions of southern Nevada, California, and northwestern Arizona. The Paiute, as so defined, have occupied this same area since known to Europeans.

The number enumerated in 1910 was 780, of which 247 were in Nevada, 238 in Utah, and 210 in California. No comparison can well be made with earlier years, as the use of the name Paiute has been so variable. In 1873 what are above defined as Paiute were estimated at 2,027. The report of the Commissioner of Indian Affairs gives the total in 1910 as 819, of whom only 449 were under the control of the Indian Office.

Panamint.—A group or band occupying, since known to Europeans, the region of Panamint Valley, Inyo County, Cal. The number enumerated in 1910 was 10, of which 9 were in California and 1 in Nevada.

Paviotso (syn. Snake).—Probably the most convenient term under which to group the Snakes and so-called Paiutes of southeastern Oregon, western Nevada and the eastern edge of California as far south as Lake Tahoe. They are very closely allied to the Mono and can be separated from them in the present enumeration only somewhat arbitrarily, as the latter are also sometimes locally known as Paiutes. As enumerators failed to distinguish between the true Paiute and the Paviotso, an arbitrary but approximately correct division was made by tabulating as Paiute only those enumerated within the area known to have been occupied by them and classing as Paviotso all Paiute enumerated in the area above defined as the Paviotso habitat. Owing to the impossibility of separating the Paviotso with certainty from the Paiute and the Mono, the figures must be regarded as approximate only.

So far as known, the Paviotso have always occupied the area above outlined. At present they are to be found widely scattered throughout this area, a minority being located on the following reservations: Pyramid Lake, Walker River, and Duck Valley (Western Shoshoni) Reservations, Nev.; Fort Bidwell School, Cal.; Klamath Reservation, Oreg. (known here as Walpapi and Yahuskin Snakes); and Warm Springs Reservation, Oreg.

The number enumerated in 1910 was 3,038, distributed as follows: Nevada, 2,414; Oregon, 341; Idaho, 152; California, 101; and scattering, 30. No comparison which is of value can be made with earlier years.

San Luiseno (syn. Luiseno).—A subdivision of the California Shoshonean, occupying in the eighteenth century an area in western Riverside and northwestern San Diego Counties, tributary to the Mission of San Luis Rey. They are now located mainly on several small reservations in this area.

The number enumerated in 1910 was 467, all in California. Comparison with earlier years is difficult, as the use of the term has not always been uniform, and the figures given in the reports of the Commissioner of Indian Affairs probably include persons belonging to other tribes. The figures back to 1870, however, are as follows:

| YEAR. | Number. | YEAR. | Number. |
|-----------|---------|-----------|---------|
| 1903..... | 884 | 1885..... | 1,142 |
| 1895..... | 939 | 1870..... | 1,299 |

Serrano.—A subdivision of the California Shoshonean occupying in the eighteenth century the San Bernardino Mountains and the region east and north, for a considerable distance, in San Bernardino County, Cal. They are now located for the most part on several small reservations in this area.

The number enumerated in 1910 was 118, of which 115 were in California. Comparison with earlier years is difficult as these Indians have not been reported separately by the Commissioner of Indian Affairs. In 1885 there was said to be 390, and in 1901 the population of the villages in Serrano territory was 470, but this probably includes many persons belonging to other groups.

Shoshoni.—The most northerly tribe of this stock and the one from which the stock name has been derived. Their earliest known habitat (at the beginning of the nineteenth century) included the southwestern corner of Montana, portions of western Wyoming, much of central and southern Idaho, the northeast corner of Nevada, and a narrow strip of northwestern Utah west of Great Salt Lake. The Shoshoni are at present located on the following reservations: Fort Hall, Idaho; Duck Valley, Nev.; and Wind River, Wyo.

The number enumerated in 1910 was 3,840, distributed as follows: Nevada, 1,555; Idaho, 1,259; Wyoming, 700; Utah, 248; and scattering, 78. No satisfactory comparison can be made with previous years, as the various portions of the tribe have nearly all been reported separately.

Tehachapi.—Probably identical with the Kawaiisu. Their habitat was in the Tehachapi Mountains, Kern County, Cal. As enumerated in 1910 they numbered only 2, both in California.

Ute.—One of the important tribes of this stock. The habitat of the tribe since the beginning of the nineteenth century, when first known to Europeans, has been the central and western part of Colorado, eastern Utah, and the northern edge of New Mexico. The tribe has always been divided into numerous bands, known, for example, as Capote, Moache, Wiminuchi, Uncompahgre (syn. Tabeguache), and Uinta Ute, etc. These bands have been located at different times at various reservations in Colorado, New Mexico,

and Utah. At present the Ute are located as follows: The Capote, Moache, and Wiminuchi at the Southern Ute Reservation in Colorado; the Uncompahgre, Uinta, and White River (made up of remnants of several bands), at the Uinta and Uncompahgre Reservations in Utah.

The number enumerated in 1910, combining all the separate bands and Indians enumerated simply as Ute, was 2,244, of which 1,472 were in Utah and 725 in Colorado. Comparative figures are of value only as far back as 1895, earlier figures being rather uncertain. About 1870 the Ute were estimated at 4,000; in 1883, at about 3,000. From 1895 on, the figures for the tribe in Utah and Colorado, as given in the reports of the Commissioner of Indian Affairs, are as follows:

| YEAR. | Utah. | Colorado. | YEAR. | Utah. | Colorado. |
|-----------|-------|-----------|-----------|-------|-----------|
| 1910..... | 1,202 | 815 | 1900..... | 1,699 | 995 |
| 1905..... | 1,320 | 887 | 1895..... | 1,770 | 1,142 |

The above figures show a strong decrease.

The enumeration of the separate bands of the Ute was unfortunately defective, in that a large number of Indians were reported merely as Ute or Southern Ute without more precise statement of their affiliation. The following table gives the numbers returned under each heading. It is probable that the Uncompahgre, White River, and Uinta bands are given with fair completeness.

| | |
|----------------------|-----|
| Ute..... | 440 |
| Capote Ute..... | 64 |
| Grand River Ute..... | 1 |
| Moache Ute..... | 156 |
| Southern Ute..... | 237 |
| Uinta Ute..... | 373 |
| Uncompahgre Ute..... | 412 |
| White River Ute..... | 320 |
| Wiminuchi Ute..... | 241 |

SIUAN STOCK.

Stock as a whole.—One of the five largest stocks in the United States. The main area occupied by this stock in the eighteenth and nineteenth centuries was in the northern and central plains, and the region of the upper Mississippi River in Minnesota. At an earlier period tribes of this stock were located in the Allegheny Mountains in western Virginia and North Carolina, and stray fragments on the Gulf coast.

The Indians of the Siouan stock, as enumerated in 1910, numbered 32,941. To this figure should probably be added about 700 to 800 for Indians of this stock reported without distinction of tribe among the general population in North Dakota, South Dakota, Nebraska, and Montana, making a probable total

between 33,000 and 34,000. The tribes of this stock, for which members were reported, are as follows:

| | | |
|-------------|--------------------|--------------------|
| Assiniboin. | Oto. | Teton Sioux—Contd. |
| Catawba. | Ponca. | Oglala Sioux. |
| Crow. | Quapaw. | Sans Arc Sioux. |
| Hidatsa. | Santee Sioux. | Sihasapa. |
| Iowa. | Sioux. | Two Kettle Sioux. |
| Kansa. | Sisseton Sioux. | Winnebago. |
| Mandan. | Teton Sioux. | Yankton Sioux. |
| Missouri. | Brule Sioux. | Yanktonai Sioux. |
| Omaha. | Hunkpapa Sioux. | |
| Osage. | Minniconjou Sioux. | |

Assiniboin.—One of the larger tribes of this stock, once probably forming part of the Yanktonai. When first known to Europeans in the seventeenth century, they were located north and northwest of the western portion of Lake Superior. From here they moved gradually westward to Montana, Saskatchewan, and the adjacent portions of North Dakota and eastern Montana. For the last 30 or 40 years those in the United States have been located at Fort Belknap and Fort Peck Reservations, Mont.

The number enumerated in 1910 was 1,253, of which 1,229 were in Montana. Thus practically the entire tribe is located in Montana, the 24 scattering individuals being, in part, pupils in Indian schools. Figures for comparison are little more than rough estimates previous to 1880. Before the smallpox epidemic of 1836 the whole tribe was estimated at from 8,000 to 10,000 and in 1843 at 7,000. The following table, compiled from the reports of the Commissioner of Indian Affairs, shows comparative figures for this tribe in Montana back to 1880:

| YEAR. | Number. | YEAR. | Number. |
|-----------|---------|-----------|---------|
| 1910..... | 1,350 | 1890..... | 1,675 |
| 1905..... | 1,257 | 1885..... | 1,772 |
| 1900..... | 1,313 | 1880..... | 2,365 |
| 1895..... | 1,479 | | |

Catawba.—A tribe forming the only surviving remnant of the eastern Siouan tribes, formerly occupying a considerable area in western North and South Carolina. Their habitat in the eighteenth century was mainly in the vicinity of the upper and middle Catawba and Wateree Rivers in North and South Carolina. Since the end of the eighteenth century the majority of the tribe has been located on a small reservation in York and Lancaster Counties, S. C., while a few are to be found among the Cherokee in North Carolina. A few were also reported from Colorado. The number enumerated in 1910 was 124, of which 99 were in South Carolina, 14 in Colorado, and 11 scattering.

Crow (syn. Absaraka).—One of the larger of the Siouan tribes. Originally allied to the Hidatsa (Gros

Ventres), their earliest known habitat was in eastern Montana and the Dakotas. From here they moved westward to the base of the Rocky Mountains, previous to the beginning of the nineteenth century. They have been located for many years on the Crow Reservation in Montana.

The number enumerated in 1910 was 1,799, of which 1,698 were in Montana. Comparative figures, taken from the reports of the Commissioner of Indian Affairs, show that the Crow have suffered a great decrease in the last 30 years. In 1867 they were estimated at about 4,000. The figures for this tribe in Montana are as follows:

| YEAR. | Number. | YEAR. | Number. |
|-----------|---------|-----------|---------|
| 1910..... | 1,740 | 1890..... | 2,456 |
| 1905..... | 1,794 | 1885..... | 3,870 |
| 1900..... | 1,941 | 1880..... | 3,470 |
| 1895..... | 2,133 | | |

Hidatsa (syn. Gros Ventres, Minitari).—One of the smaller tribes of this stock, originally perhaps one with the Crow. Their traditional home lay in north-eastern and eastern North Dakota. Sometime probably in the early eighteenth century or before they removed southwest to the Missouri River and allied themselves with the Mandan with whom they have since always been associated. Since 1845 they have lived in the vicinity of Fort Berthold, N. Dak.

The number enumerated in 1910 was 547, of which 520 were in North Dakota. Comparative figures from the reports of the Commissioner of Indian Affairs are of value as far back as 1890, and may be used with reservation as early as 1875, when they numbered about 600. Shortly after this a portion of the Hidatsa left the reservation and did not return until 1894. The figures since 1890 for the tribe in North Dakota are as follows:

| YEAR. | Number. | YEAR. | Number. |
|-----------|---------|-----------|---------|
| 1910..... | 466 | 1895..... | 481 |
| 1905..... | 471 | 1890..... | 504 |
| 1900..... | 453 | | |

Iowa.—One of the smaller tribes belonging, with the Oto and Missouri, to the so-called Chiwere group of this stock. Their traditional home was in southern Wisconsin, but when first known to Europeans in the seventeenth century, they had already moved west into Iowa. Later they were located in various parts of this state, northern Missouri, and eastern Nebraska, but in 1836 they were placed on the Great Nemaha Reservation in Kansas. A portion removed later to the Sauk and Fox Reservation in Oklahoma. The tribe is now divided between these two places, the larger portion remaining in Kansas.

The number enumerated in 1910 was 244, of which 124 were in Kansas and 79 in Oklahoma. Comparison with the figures for the tribe in these two states

may be made from the reports of the Commissioner of Indian Affairs as follows:

| YEAR. | Kansas. | Oklahoma. | YEAR. | Kansas. | Oklahoma. |
|-----------|---------|-----------|-----------|---------|-----------|
| 1910..... | 273 | 80 | 1885..... | 138 | 89 |
| 1905..... | 225 | 89 | 1880..... | 176 | 46 |
| 1900..... | 212 | 90 | 1875..... | 219 | |
| 1895..... | 167 | 95 | 1870..... | 214 | |
| 1890..... | 165 | 67 | | | |

Kansa.—One of the five tribes forming the so-called Dhegiha group. Their earliest traditional habitat was in southern Illinois and Indiana, but, when first known to Europeans in the seventeenth century, they were living in Kansas. They continued to remain there until 1873, when they removed to the Kansa Reservation in Oklahoma.

The number enumerated in 1910 was 238, of which 232 were in Oklahoma and 6 in Kansas. Comparison with earlier years may be made from the reports of the Commissioner of Indian Affairs as follows:

| YEAR. | Number. | YEAR. | Number. |
|-----------|---------|-----------|---------|
| 1910..... | 231 | 1880..... | 397 |
| 1905..... | 209 | 1875..... | 516 |
| 1900..... | 217 | 1870..... | 574 |
| 1895..... | 208 | 1860..... | 670 |
| 1890..... | 198 | 1861..... | 866 |
| 1885..... | 225 | | |

The decrease among the Kansa has clearly been very large, the numbers at present being little over a quarter of what they were 50 years ago. The decrease was apparently regular and rapid until 1890, since when there has been a slight increase which, however, is among the mixed-bloods only.

Mandan.—A well-known but numerically unimportant tribe. Their probable early habitat was east of the Mississippi, perhaps in northern Wisconsin, but, when first known to Europeans in the first half of the eighteenth century, they were living on the Missouri River in central North Dakota. They have continued to reside in this same area and are now located on the Fort Berthold Reservation in that state.

The number enumerated in 1910 was 209, of which 197 were in North Dakota. Estimated at the beginning of the nineteenth century at about 1,250, the tribe was almost completely destroyed by smallpox in 1837, there being only a hundred or more survivors. In 1871 they were estimated at 450, however, and since 1885 the figures for this tribe in North Dakota, compiled from the reports of the Commissioner of Indian Affairs, are as follows:

| YEAR. | Number. | YEAR. | Number. |
|-----------|---------|-----------|---------|
| 1910..... | 255 | 1895..... | 265 |
| 1905..... | 249 | 1890..... | 244 |
| 1900..... | 250 | 1885..... | 340 |

Missouri.—One of the three tribes of the so-called Chiwere group of this stock. Their earliest tradi-

tional habitat was apparently in Wisconsin or, at least, east of the Mississippi. In the eighteenth century, however, they were in Missouri, but had dwindled by the beginning of the nineteenth century to a mere handful. They allied themselves later with the Oto, and in 1882 moved with them to Oklahoma where the few survivors are located on the Oto Reservation. The Missouri, as enumerated in 1910, numbered 13, of which 12 were in Oklahoma and 1 in Washington.

Omaha.—One of the five tribes forming the Dhegiha group of this stock. Their earliest traditional home was in southern Illinois, whence they moved west up the Missouri, and, when first known to Europeans, were located in eastern Nebraska and southern South Dakota. For about 50 years they have been located on the Omaha Reservation, Nebr.

The number enumerated in 1910 was 1,105, of which 1,075 were in Nebraska. The reports of the Commissioner of Indian Affairs show comparative figures for this tribe in Nebraska, as follows:

| YEAR. | Number. | YEAR. | Number. |
|-----------|---------|-----------|---------|
| 1910..... | 1,276 | 1885..... | 1,188 |
| 1905..... | 1,221 | 1880..... | 1,120 |
| 1900..... | 1,182 | 1875..... | 1,065 |
| 1895..... | 1,182 | 1870..... | 984 |
| 1890..... | 1,173 | | |

Osage.—One of the tribes of the so-called Dhegiha group of this stock. Their earliest traditional home was in southern Illinois and Indiana, but in the seventeenth century, when first known to Europeans, they were living in Missouri. Since 1870 they have been located on the Osage Reservation, Okla.

The number enumerated in 1910 was 1,373, of which 1,345 were in Oklahoma. Comparison with earlier years may be made from the reports of the Commissioner of Indian Affairs for this tribe in Oklahoma, as follows:

| YEAR. | Number. | YEAR. | Number. |
|-----------|---------|-----------|---------|
| 1910..... | 2,100 | 1885..... | 1,552 |
| 1905..... | 1,937 | 1880..... | 2,008 |
| 1900..... | 1,783 | 1875..... | 3,061 |
| 1895..... | 1,657 | 1870..... | 4,481 |
| 1890..... | 1,509 | | |

This tribe is a good example of the process which is taking place among the Indian population as a whole, namely, the decrease of the full-bloods and increase of the mixed-bloods. The population continued to decrease until 1890 when the mixed-bloods had reached about 33 per cent of the total; thereafter the increase in the mixed-bloods more than offset the decrease in the full-bloods, with the result of an increase in the total.

Oto.—The largest of the three tribes of the Chiwere group of this stock. Their earliest traditional habitat was in Wisconsin, whence they moved westward to Iowa and Nebraska, where they were located when first known to Europeans. Since 1882 they have been

located, together with a remnant of the Missouri, in Oklahoma, at first on the Sauk and Fox Reservation and later on the Oto Reservation.

The number enumerated in 1910 was 332, of which 314 were in Oklahoma. The following figures for this tribe in Oklahoma, compiled from the reports of the Commissioner of Indian Affairs, contain, besides the Oto, the few survivors of the Missouri.

| YEAR. | Number. | YEAR. | Number. |
|-----------|---------|-----------|---------|
| 1910..... | 411 | 1886..... | 459 |
| 1905..... | 368 | 1880..... | 438 |
| 1900..... | 372 | 1875..... | 457 |
| 1895..... | 348 | 1870..... | 434 |
| 1890..... | 358 | | |

Ponca.—A tribe belonging to the Dhegiha group of this stock. For many years they were closely associated with the Omaha, and like them went from an earlier location in southern Indiana and Illinois to the region of the Missouri in Iowa, Minnesota, and South Dakota. In 1877 part of the tribe was removed to Indian Territory. The Ponca are now located part at the Santee Reservation in Nebraska and part at the Ponca Reservation, Oklahoma.

The number enumerated in 1910 was 875, of which 619 were in Oklahoma and 193 in Nebraska. Comparative figures for the tribe in these two states are shown in the following table, compiled from the reports of the Commissioner of Indian Affairs:

| YEAR. | Ne-braska. | Okla-homa. | YEAR. | Ne-braska. | Okla-homa. |
|-----------|------------|------------|-----------|------------|------------|
| 1910..... | 290 | 583 | 1885..... | 178 | 574 |
| 1905..... | 249 | 564 | 1880..... | 163 | 530 |
| 1900..... | 231 | 566 | 1875..... | 734 | |
| 1895..... | 211 | 588 | 1860..... | 973 | |
| 1890..... | 217 | 605 | | | |

It appears from this table that the numbers of the Ponca have decreased slightly in the last 50 years.

Quapaw.—One of the tribes of the so-called Dhegiha group of this stock. Their early traditional habitat was in southern Illinois and Indiana, but, when first known to Europeans in the sixteenth century, they were living in northeastern Arkansas and southeastern Missouri. Until the early nineteenth century they continued to occupy this general area, but since 1860, or before, they have been located on the Quapaw Reservation in Oklahoma.

The number enumerated in 1910 was 231, of which 221 were in Oklahoma. Comparison may be made with earlier years for this tribe in Oklahoma, from the reports of the Commissioner of Indian Affairs, as follows:

| YEAR. | Number. | YEAR. | Number. |
|-----------|---------|-----------|---------|
| 1910..... | 307 | 1885..... | 172 |
| 1905..... | 284 | 1880..... | 235 |
| 1900..... | 251 | 1875..... | 285 |
| 1895..... | 232 | 1869..... | 274 |
| 1890..... | 224 | | |

Santee Sioux (syn. Wahpekute Sioux, Mdewakanton Sioux).—A tribal name of somewhat uncertain extension. It has been used generally as applying to the Sioux (mainly mixed Wahpekute and Mdewakanton Sioux), now at the Santee Reservation in Nebraska and at Flandreau, S. Dak., together with the scattered Mdewakanton in Minnesota. The earliest assignable habitat of these two subdivisions of the Dakota or Sioux was in the Lake district of northern Minnesota. After the Indian outbreak of 1862 the majority were removed to Crow Creek, S. Dak., and later (1866) to the Santee Reservation in Nebraska, whence a portion again removed to Flandreau, S. Dak., in 1876.

The number enumerated in 1910 was 1,539, distributed as follows: Nebraska, 708; South Dakota, 378; Minnesota, 232; Montana, 107; North Dakota, 100; scattering, 14. Figures for the portions of this tribe in Nebraska, South Dakota, and Minnesota are available back to 1875, from the reports of the Commissioner of Indian Affairs, as follows:

| YEAR. | Ne-braska. | South Dakota. | Minne-sota. | YEAR. | Ne-braska. | South Dakota. | Minne-sota. |
|-----------|------------|---------------|-------------|-----------|------------|---------------|-------------|
| 1910..... | 1,155 | 275 | 929 | 1890..... | 869 | 292 | |
| 1905..... | 1,095 | 278 | 929 | 1885..... | 843 | 243 | |
| 1900..... | 1,019 | 288 | 917 | 1880..... | 764 | 304 | |
| 1895..... | 980 | 308 | | 1875..... | 800 | 359 | |

Sioux.—A considerable number of Indians were enumerated simply as "Sioux" without distinction of band or division.

The total number thus enumerated in 1910 as Sioux was 996, distributed among the states as follows: South Dakota, 277; Minnesota, 161; North Dakota, 99; Pennsylvania, 96; Montana, 86; Nebraska, 62; New Jersey (with Wild West Show), 62; Oklahoma, 53; Kansas, 40; scattering, 60.

Sisseton Sioux (syn. Sisseton-Wahpeton Sioux, Wahpeton Sioux).—One of the seven divisions of the Dakota or Sioux group. Their traditional early habitat was in the region north and northwest of the western end of Lake Superior, but at the time they were first known to Europeans in the seventeenth century, they were living in central Minnesota. In the nineteenth century they had extended westward into South Dakota. Since 1868 they have been located partly on the Sisseton Reservation in South Dakota and partly on the Devils Lake Reservation in North Dakota.

The Sisseton have for the last 40 years or more been so closely associated with the Wahpeton that the two tribes can not be separated and are therefore here treated together. The Sisseton-Wahpeton, as enumerated in 1910, numbered 2,514, of which 1,553 were in South Dakota, 621 in North Dakota, and 255 in Montana.

Comparative figures for the Sisseton and Wahpeton are difficult to secure since 1883, owing to the failure to separate them from other tribes on the Devils Lake Reservation. In 1861 the Sisseton-Wahpeton were

given as 2,811; in 1871 the combined Sisseton and Wahpeton at the Sisseton Reservation, together with those at Devils Lake, numbered 2,158; in 1876, 2,613; in 1880, 2,339; in 1883, 2,192. From this time on no figures can be secured except for those at the Sisseton Reservation in South Dakota. The population on that reservation from 1875 to the present, as shown by the reports of the Commissioner of Indian Affairs, was as follows:

| YEAR. | Number. | YEAR. | Number. |
|-----------|---------|-----------|---------|
| 1910..... | 1,994 | 1890..... | 1,509 |
| 1905..... | 1,932 | 1885..... | 1,484 |
| 1900..... | 1,890 | 1880..... | 1,500 |
| 1895..... | 1,868 | 1875..... | 1,807 |

These figures show a decrease in population from 1875 to 1885, from which time those on the Sisseton Reservation at least have increased steadily. The portion at Devils Lake have not, as already stated, been returned separately since that date, but apparently have held their own, as the combined population of the Devils Lake Reservation has shown a slight increase since 1885.

Teton Sioux.—The largest of the groups of the Sioux, comprising seven subdivisions—that is, Brule, Hunkpapa, Minniconjou, Oglala (Loafer Sioux), Sans Arc, Sicasapa (Blackfoot Sioux), and Two Kettle. Their habitat in the seventeenth century was in the region of the upper Mississippi, in Minnesota, and westward. They are now located on various reservations in North and South Dakota and Montana.

The various subdivisions of the Teton Sioux have become very much mixed in the last 20 years. For about two-thirds of the total number, the name of the subdivision to which the individual belonged was given, but for the remainder the only statement is "Teton Sioux." Obviously the numbers thus given for the separate subdivisions are incomplete, but they are shown separately in Table 51 (p. 146), as well as the group combined.

The total number of Teton Sioux enumerated in 1910 was 14,284, of which 13,795 were in South Dakota and 370 in North Dakota, the remainder being scattered over different states. From the reports of the Commissioner of Indian Affairs comparison may be made as far back as 1875, although the earlier figures are largely estimates.

| YEAR. | Number. | YEAR. | Number. |
|-----------|---------|-----------|---------|
| 1905..... | 13,113 | 1885..... | 20,823 |
| 1900..... | 13,410 | 1880..... | 21,630 |
| 1895..... | 17,971 | 1875..... | 31,130 |

The following seven tribes are subdivisions of the Teton Sioux group.

Brule Sioux.—A tribe or subdivision of the Teton group of the Sioux. In the early part of the nineteenth century they were located mainly in southwestern South Dakota and adjacent parts of Nebraska.

At present the tribe is located mainly on the Rosebud, Crow Creek, and Lower Brule Reservations, S. Dak. The number enumerated in 1910 was 806, of which 795 were in South Dakota.

Hunkpapa Sioux.—A tribe or subdivision of the Teton group of the Sioux. In the early part of the nineteenth century, they occupied a considerable area in North Dakota, chiefly west of the Missouri. They are now located mainly on the Standing Rock Reservation in North and South Dakota. The number enumerated in 1910 was 1,072, of which 930 were in South Dakota and 142 in North Dakota. According to the reports of the Commissioner of Indian Affairs, the number of this tribe in previous years was as follows: 1875, 2,100; 1885, 1,805; 1890, 1,734.

Minniconjou Sioux.—A tribe or subdivision of the Teton group of the Sioux. In the beginning of the nineteenth century they occupied a considerable area along and west of the Missouri River, in South Dakota. They are now located on the Cheyenne River Reservation, S. Dak. The number enumerated in 1910 was 397, of which 387 were in South Dakota and 10 in North Dakota. According to the reports of the Commissioner of Indian Affairs, this tribe was estimated at about 4,000 in 1875, had decreased to 1,221 in 1885, and risen to 1,268 in 1888, since which date no separate figures are available.

Oglala Sioux (syn. Loafer Sioux).—The largest tribe or subdivision of the Teton group of the Sioux. When first known to Europeans they were living along the Missouri River in South Dakota. The majority of the Oglala are now located on the Pine Ridge Reservation, S. Dak. The number enumerated in 1910 was 6,045, of which 5,998 were in South Dakota. According to the reports of the Commissioner of Indian Affairs, the number of this tribe in earlier years was as follows: 1881, 10,286; 1886, 7,417; 1891, 6,356.

Sans Arc Sioux.—A tribe or subdivision of the Teton group of the Sioux. They are not mentioned much before the middle of the nineteenth century, and were then living mostly west of the Missouri River, in North and South Dakota. For many years they have been mainly located on the Cheyenne River Reservation, S. Dak., in which state 213 were enumerated in 1910 out of a total of 222.

Sihhasapa (syn. Blackfoot Sioux).—A tribe or subdivision of the Teton group of the Sioux. About the middle of the nineteenth century, when first known to Europeans, they were living west of the Missouri in North and South Dakota. They are now located on the Cheyenne River and Standing Rock Reservations, N. and S. Dak. The number enumerated in 1910 was 485, of which 346 were in South Dakota and 137 in North Dakota.

Two Kettle Sioux.—A tribe or subdivision of the Teton group of the Sioux. They are not mentioned much before the middle of the nineteenth century, when they occupied the region along the Missouri

River and its western tributaries in South Dakota. For 40 years or more they have been located mainly on the Cheyenne River Reservation, S. Dak. The number enumerated in 1910 was 293, of which 288 were in South Dakota and 5 in North Dakota.

Winnebago.—In the early part of the seventeenth century, when first known to Europeans, this tribe was located in the vicinity of Green Bay, Wis. Moving west in the first part of the nineteenth century, a portion of the tribe was located successively in Iowa, Minnesota, and South Dakota, until in 1864 they were finally assigned to a reservation in Nebraska, where they have since remained. More than half their number, however, are still found in Wisconsin.

The number enumerated in 1910 was 1,820, of which 1,007 were in Nebraska and 735 in Wisconsin. Comparative figures are available for the tribe in these two states, from the reports of the Commissioner of Indian Affairs, as far back as 1865, but, prior to 1900, they include estimates only for that portion in Wisconsin. The figures are as follows:

| YEAR. | Nebraska. | Wisconsin. | YEAR. | Nebraska. | Wisconsin. |
|-----------|-----------|------------|-----------|-----------|------------|
| 1910..... | 1,003 | 1,270 | 1885..... | 1,214 | 930 |
| 1905..... | 1,074 | 1,312 | 1880..... | 1,429 | 930 |
| 1900..... | 1,134 | 1,447 | 1875..... | 1,067 | 656 |
| 1895..... | 1,208 | 930 | 1870..... | 1,340 | 995 |
| 1890..... | 1,212 | 930 | 1865..... | 1,750 | 700 |

The decrease in the Nebraska branch has been very heavy, but the Wisconsin branch has probably increased, owing to the large proportion of mixed-bloods. A portion of the Wisconsin Winnebago was presumably enumerated, without distinction of tribe, among the general population.

Yankton Sioux.—One of the seven main divisions of the Dakota or Sioux. Originally closely associated with and probably one with the Yanktonai and Assiniboin, their habitat, when first found by Europeans in the seventeenth century, was in northern and central Minnesota. At the beginning of the nineteenth century they had moved southward to southeastern South Dakota and the adjacent parts of Minnesota and Iowa. Since 1860, or before, they have been located at the Yankton Reservation in South Dakota.

A considerable number of Sioux were enumerated without designation of band or subdivision, simply as "Sioux" (see p. 102), and thus the totals given for the various subdivisions are necessarily incomplete.

The Yankton, as enumerated in 1910, numbered 2,088, distributed as follows: South Dakota, 1,534; Montana, 372; North Dakota, 159; scattering, 23. The number reported from Montana includes some who are in reality Yanktonai Sioux, but who have been known as Yankton Sioux for many years. Comparative figures for this tribe in South Dakota are of value as far back as 1876, and, compiled from the

reports of the Commissioner of Indian Affairs, are as follows:

| YEAR. | Number. | YEAR. | Number. |
|-----------|---------|-----------|---------|
| 1910..... | 1,753 | 1890..... | 1,725 |
| 1905..... | 1,698 | 1885..... | 1,726 |
| 1900..... | 1,700 | 1880..... | 2,019 |
| 1895..... | 1,735 | 1876..... | 1,992 |

Yanktonai Sioux (syn. Pabaksa Sioux).—Formerly one of the largest of the many tribes of the Sioux. Originally one with the Yankton and apparently also with the Assiniboin, their habitat in the seventeenth century, when first known to Europeans, was in northern Minnesota. From there they moved westward to the Dakotas, probably about the beginning of the eighteenth century, and became divided into two sections, known as the Upper and Lower Yanktonai. The Pabaksa Sioux are a division of the former. The Upper Yanktonai are now located at Standing Rock Reservation, S. Dak., and some at Devils Lake, N. Dak. Of the Lower Yanktonai some are located at Crow Creek Reservation, S. Dak., some at Standing Rock, and some at Fort Peck, Mont., where they are wrongly known as Yankton.

The number enumerated in 1910 was 1,357, of which 803 were in South Dakota, 551 in North Dakota, and 3 were scattering. A large proportion of the 372 Yankton Sioux reported from Montana are in reality Yanktonai, but it was impossible to separate them. It is also probable that many of this group were returned without designation of band or subdivision, and are therefore included among the "Sioux" (see p. 102).

Comparative figures for the whole tribe are impossible to secure in regular series, as those members of the tribe at Standing Rock Reservation have not been reported separately since 1893, those at Devils Lake since 1890, and all the bands are much mixed. In 1842 the whole tribe was estimated at 6,000. In 1875 the number returned was 8,129, which in 1880 had decreased to 7,052, in 1884 to 6,618, and in 1893 to 4,062. These figures are, however, very uncertain and can be considered only as approximations. Figures are available for those at Crow Creek and Fort Peck since 1893. In 1894 these numbered altogether 2,340; in 1900, 2,181; in 1905, 2,125. It is clear, therefore, that the Yanktonai have, in the last 17 years, slowly and steadily declined in numbers.

TAKELMAN STOCK.

A small tribe forming by itself an independent linguistic stock. Their habitat at the end of the nineteenth century was on the middle Rogue River and its northern tributaries in Oregon. The tribe is now nearly extinct, the few survivors being on the Siletz Reservation. But a single individual in Washington was enumerated in 1910 as of this tribe, a male half-breed. It is probable that a few other remaining survivors were enumerated as Rogue River.

TANOAN STOCK.

Stock as a whole.—One of the three stocks of so-called "pueblo" Indians in New Mexico. Since the sixteenth century they have been located along or near the Rio Grande River at various points from near the northern edge to the central portion of the state. One isolated group of people belonging to the stock has been located at Hano pueblo, among the Hopi in Arizona since the eighteenth century, and since the seventeenth century some few have been located farther south along the Rio Grande River in Chihuahua.

The Indians of the Tanoan stock, as enumerated in 1910, numbered 3,140. At the present time the most important of the pueblos occupied by this stock are as follows:

| | | |
|---------|----------------|--------------|
| Isleta. | Picuris. | Sandia. |
| Jemez. | Pojoaque. | Santa Clara. |
| Nambe. | San Ildefonso. | Taos. |
| Pecos. | San Juan. | Tesuque. |

These various pueblos have generally been grouped into three divisions, roughly corresponding with tribes, as follows:

1. Tewa, comprising Nambe, Pojoaque, San Ildefonso, San Juan, Santa Clara, and Tesuque.
2. Tigua, comprising Isleta, Picuris, Sandia, and Taos.
3. Jemez (including the survivors of Pecos).

Isleta.—The name of two pueblos occupied by people of this stock, one of which is located on the Rio Grande River, in Bernalillo County, N. Mex., and the other (an offshoot of the first in the seventeenth century) also on the Rio Grande, but just over the international boundary in Mexico. Those here enumerated are with few exceptions all from the northern pueblo.

The number enumerated in 1910 was 956, of which 910 were in New Mexico. Since 1860 the figures given in the reports of the Commissioner of Indian Affairs for that portion in New Mexico are as follows:

| YEAR. | Number. | YEAR. | Number. |
|-----------|---------|-----------|---------|
| 1900..... | 1,021 | 1871..... | 768 |
| 1890..... | 1,007 | 1864..... | 786 |
| 1881..... | 1,081 | 1860..... | 440 |

Jemez.—A tribe located since the latter part of the eighteenth century at the present pueblo of Jemez, in Sandoval County, N. Mex.

The number enumerated in 1910 was 499, all in New Mexico. The following figures, reported by the Commissioner of Indian Affairs, show that the Jemez have increased in numbers since 1871:

| YEAR. | Number. | YEAR. | Number. |
|-----------|---------|-----------|---------|
| 1900..... | 449 | 1871..... | 344 |
| 1890..... | 483 | 1860..... | 650 |
| 1881..... | 401 | | |

Nambe.—A pueblo occupied by Indians belonging to the Tewa subdivision of this stock and located since the seventeenth century on the river of the same name in Sante Fe County, N. Mex.

The number enumerated in 1910 was 88, all in New Mexico. The following figures, contained in the reports of the Commissioner of Indian Affairs, show that, compared with 50 years ago, the population of this pueblo has decreased:

| YEAR. | Number. | YEAR. | Number. |
|-----------|---------|-----------|---------|
| 1900..... | 80 | 1871..... | 78 |
| 1890..... | 86 | 1860..... | 103 |
| 1881..... | 66 | | |

Pecos.—A large pueblo formerly occupied by Indians of this stock located on the Pecos River in San Miguel County, N. Mex. In 1838 the pueblo was abandoned, the few survivors being located mainly at Jemez. The number enumerated in 1910 was 10, of which 9 were in New Mexico and 1 in Pennsylvania.

Picuris.—A pueblo belonging to the Tigua subdivision of this stock and located just east of the Rio Grande River, in Taos County, N. Mex.

The number enumerated in 1910 was 104, all in New Mexico. The following figures, taken from the reports of the Commissioner of Indian Affairs, show that the Picuris have decreased, as compared with 50 years ago:

| YEAR. | Number. | YEAR. | Number. |
|-----------|---------|-----------|---------|
| 1900..... | 96 | 1871..... | 127 |
| 1890..... | 91 | 1860..... | 143 |
| 1881..... | 115 | | |

Pojoaque.—A small pueblo belonging to the Tewa subdivision of this stock and located east of the Rio Grande River, in Sante Fe County, N. Mex. The pueblo is now abandoned and the few survivors scattered.

The Pojoaque, as enumerated in 1910, numbered 16, all in New Mexico. Their number has decreased since 1860, when the number reported by the Commissioner of Indian Affairs was 37.

San Ildefonso.—A pueblo belonging to the Tewa subdivision of this stock and located on the Rio Grande River, in Sante Fe County, N. Mex.

The number enumerated in 1910 was 123, all in New Mexico. The following figures, taken from the reports of the Commissioner of Indian Affairs, show this pueblo to be slowly decreasing:

| YEAR. | Number. | YEAR. | Number. |
|-----------|---------|-----------|---------|
| 1900..... | 138 | 1871..... | 156 |
| 1890..... | 151 | 1860..... | 154 |
| 1881..... | 139 | | |

San Juan.—A pueblo belonging to the Tewa subdivision of this stock, and located on the Rio Grande River in Rio Arriba County, N. Mex.

The number enumerated in 1910 was 387, of which 384 were in New Mexico. The following figures, taken from the reports of the Commissioner of Indian Affairs, show that the population of this pueblo has varied but little for the last 50 years:

| YEAR. | Number. | YEAR. | Number. |
|-----------|---------|-----------|---------|
| 1900..... | 379 | 1871..... | 426 |
| 1890..... | 374 | 1860..... | 341 |
| 1881..... | 408 | | |

Sandia.—A pueblo belonging to the Tigua subdivision of this stock and located on the Rio Grande River, in Sandoval County, N. Mex.

The number enumerated in 1910 was 73, all in New Mexico. Since 1860 the numbers given for this pueblo in the reports of the Commissioner of Indian Affairs show that they are decreasing rapidly. The figures are as follows:

| YEAR. | Number. | YEAR. | Number. |
|-----------|---------|-----------|---------|
| 1900..... | 76 | 1871..... | 186 |
| 1890..... | 145 | 1860..... | 217 |
| 1881..... | 350 | | |

Santa Clara.—A pueblo belonging to the Tewa subdivision of this stock and located on the Rio Grande River in Rio Arriba County, N. Mex.

The number enumerated in 1910 was 277, all in New Mexico. The following figures, taken from the reports of the Commissioner of Indian Affairs, show that the population of this pueblo has increased in the last 50 years:

| YEAR. | Number. | YEAR. | Number. |
|-----------|---------|-----------|---------|
| 1900..... | 221 | 1871..... | 189 |
| 1890..... | 204 | 1860..... | 179 |
| 1881..... | 212 | | |

Taos.—A pueblo belonging to the Tigua subdivision of this stock and located on the river of the same name in Taos County, N. Mex.

The number enumerated in 1910 was 517, all in New Mexico. The following figures, taken from the reports of the Commissioner of Indian Affairs, show that the population of this pueblo has increased in the last 50 years:

| YEAR. | Number. | YEAR. | Number. |
|-----------|---------|-----------|---------|
| 1900..... | 414 | 1871..... | 397 |
| 1890..... | 382 | 1860..... | 363 |
| 1881..... | 391 | | |

Tesuque.—A pueblo belonging to the Tewa subdivision of this stock and located east of the Rio Grande River in Sante Fe County, N. Mex.

The number enumerated in 1910 was 77, all in New Mexico. The following figures, taken from the reports of the Commissioner of Indian Affairs, show that the population of this pueblo has declined somewhat in the last 50 years:

| YEAR. | Number. | YEAR. | Number. |
|-----------|---------|-----------|---------|
| 1900..... | 80 | 1871..... | 98 |
| 1890..... | 102 | 1860..... | 97 |
| 1881..... | 99 | | |

Tribe not reported.—Thirteen Indians (6 males and 7 females) were enumerated in 1910 as belonging to the Tewa group of this stock, but without statement as to the precise pueblo to which they belonged. All were in New Mexico, and were reported as being of full-tribal blood.

TARASCAN STOCK.

A Mexican stock whose habitat lies mainly in the state of Oaxaca. One white half-breed male of this stock was enumerated in California in 1910, his tribal affiliation not being reported.

TLINGIT STOCK (syn. Koluschan).

Stock as a whole.—A coastal stock of southern Alaska, occupying the coast and adjacent islands from Portland Canal to Controller Bay (see p. 115). The number enumerated in continental United States in 1910 was 32.

The tribes of this stock for which members were reported are as follows:

Auk. Chilkat. Kake.

Auk.—A southern Alaska tribe of which 2 members were enumerated in Oregon in 1910, 1 male and 1 female of white and Indian parentage.

Chilkat.—A southern Alaska tribe of which 4 members were enumerated in Oregon in 1910, all mixed-blood males of white and Indian parentage.

Kake.—A southern Alaska tribe of which 3 members were enumerated in Oregon in 1910, 1 male and 2 females, all white half-breeds.

Tribe not reported.—Twenty-three members of this Alaskan stock, without statement as to tribe, were enumerated in the United States in 1910, 15 males and 8 females, distributed among the states as follows: Oregon, 19; California, 3; Washington, 1.

TONKAWAN STOCK.

A tribe forming by itself a separate linguistic stock. Their habitat in the eighteenth century was in central Texas. After being located on various reservations since the middle of the nineteenth century, the remnant was, in 1884, finally located on the Oakland Reservation, Okla.

The Tonkawa, as enumerated in 1910, numbered 42, all in Oklahoma. According to the reports of the Commissioner of Indian Affairs this tribe has been decreasing since 1855, when 171 were reported.

TSIMSHIAN STOCK.

An Alaskan stock (see p. 115) whose name has been derived from that of a single tribe, the Tsimshian. The number enumerated in continental United States in 1910 was 51, of which 37 were in Washington and 14 in Oregon.

TUNICAN STOCK.

A tribe forming by itself a distinct linguistic stock, occupying in the seventeenth century the region along the lower Yazoo River, Miss. The few survivors are now living in northern Louisiana. The number enumerated in 1910 was 43, all in Louisiana.

WAILLATPUAN STOCK.

Stock as a whole.—A stock occupying a small area east and west of the Cascades, just south of the Columbia River in Oregon.

The Indians of the Wailatpuan stock, as enumerated in 1910, numbered 329. The tribes of this stock, for which members were reported, are as follows:

Cayuse. Molala.

Cayuse.—The easternmost of the two tribes composing this stock. Their habitat, when first known to Europeans, comprised a considerable area in north-eastern Oregon and a portion of southern Walla Walla County, Wash. Since 1885 they have been located at the Umatilla Reservation in Oregon. The Cayuse have always been very closely affiliated with the Nez Perces.

The number enumerated in 1910 was 298, of which 277 were in Oregon. From the reports of the Commissioner of Indian Affairs comparative figures are available since 1870, but are of rather uncertain value, the sudden fluctuations in numbers not being easily accounted for. The figures for this tribe in Oregon are as follows:

| YEAR. | Number. | YEAR. | Number. |
|-----------|---------|-----------|---------|
| 1910..... | 298 | 1885..... | 340 |
| 1905..... | 403 | 1880..... | 385 |
| 1900..... | 365 | 1875..... | 385 |
| 1895..... | 422 | 1870..... | 334 |
| 1890..... | 415 | | |

Molala.—The westernmost of the two tribes composing this stock. Although traditionally their early home was east of the Cascades, adjoining the Cayuse, when first known to Europeans in the beginning of the nineteenth century, they were living on the west slope of the Cascades, in Clackamas and Marion Counties, Oreg. By 1867 the majority of the Molala had been placed on the Grande Ronde Reservation, Oreg., but some were scattered in northeastern Jackson and eastern Douglas Counties, and on the Klamath Reservation. At present a remnant remains at Grande Ronde, with a few scattered throughout the Cascades. The number enumerated in 1910 was 31, of which 25 were in Oregon.

STOCKS AND TRIBES, BY SEX, AGE, AND BLOOD.

BUREAU OF THE BUREAU OF INDIAN AFFAIRS
LIBRARY 107

WAKASHAN STOCK.

Stock as a whole.—A stock whose main area of distribution lies outside the United States, in British Columbia, mainly in Vancouver Island and the adjacent mainland coast as far north as 54 degrees north latitude.

The Indians of the Wakashan stock in the United States, as enumerated in 1910, numbered 388. The tribes of this stock, for which members were reported, are as follows:

| | |
|-----------|---------|
| Kitamat. | Makah. |
| Kwakiutl. | Nootka. |

Kitamat.—A tribe closely related to the Kwakiutl, living on Douglas Channel, British Columbia. One white half-breed woman, belonging to this tribe, was enumerated in Washington in 1910.

Kwakiutl.—A tribe occupying the northeastern portion of Vancouver Island. One male, a mixed Kwakiutl-Lummi, was reported from Washington in 1910.

Makah.—The only tribe of this stock living within the United States, the other members occupying parts of Vancouver Island and the adjacent coast of British Columbia.

The Makah have lived, since known to Europeans at the end of the eighteenth century, in the vicinity of Cape Flattery, Wash., where a reservation was established for them in 1855.

The number enumerated in 1910 was 360, of which 354 were in Washington and 6 in Oregon. From the following figures, taken from the reports of the Commissioner of Indian Affairs, it is seen that the general course of the population of this tribe in Washington was slightly downward from 1870 to 1900, after which there was an increase. The high figures for 1865 and 1880 must have been due to errors of some sort.

| YEAR. | Number. | YEAR. | Number. |
|-----------|---------|-----------|---------|
| 1910..... | 432 | 1880..... | 728 |
| 1905..... | 435 | 1875..... | 553 |
| 1900..... | 407 | 1870..... | 553 |
| 1895..... | 426 | 1865..... | 700 |
| 1890..... | 454 | 1860..... | 500 |
| 1885..... | 523 | | |

Nootka.—A tribe occupying the western coast of Vancouver Island, British Columbia, and very closely allied to the Makah, with whom those in the United States are intermarried. The Nootka in the United States, as enumerated in 1910, numbered 15, all in Washington.

Tribe not reported.—Eleven Indians (4 males and 7 females) from British Columbia were enumerated in Washington in 1910, for whom only the fact that they belonged to this stock could be determined.

WASHOAN STOCK.

A small tribe constituting by itself a distinct linguistic stock. The Washo have lived since the beginning of the nineteenth century in the region about Lake Tahoe and eastward in California and Nevada. They have never been upon any reservation.

The number enumerated in 1910 was 819, of which 536 were in Nevada and 273 in California. The Washo were roughly estimated at about 900 in 1860 and about 500 in 1870. Comparisons with later years are not available from the reports of the Commissioner of Indian Affairs.

WINTUN STOCK (syn. Copehan).

Stock as a whole.—A Californian stock occupying the western half of the Sacramento Valley and part of Trinity County.

The Indians of the Wintun stock, as enumerated in 1910, numbered 710. The tribes of this stock, for which members were reported, are as follows:

| | | |
|-----------|---------|---------|
| Nomelaki. | Patwin. | Wintun. |
|-----------|---------|---------|

Nomelaki.—A somewhat vague subgroup of the Wintun, including mainly those members of the Wintun, which have been located for many years on the Round Valley Reservation. The number enumerated in 1910 was 125, of which 122 were in California and 3 in Pennsylvania.

Patwin.—The southern division of this stock, occupying, since known to Europeans, an area which may be roughly described as the western half of the Sacramento Valley from the northern line of Colusa County to San Pablo and Suisun Bays. The Patwin have never been reservation Indians and are now widely scattered in small numbers over their original territory. The Patwin, as enumerated in 1910, numbered 186, all in California.

Wintun (syn. Trinity Indians).—The northern division of this stock occupying, since known to Europeans at the beginning of the nineteenth century, a considerable area in northern California, which may be roughly described as including the whole of Glenn County, the western parts of Tehama and Shasta Counties, and the northeastern half of Trinity County. The Wintun have never been reservation Indians. A small portion known locally as Nomelaki have been located at the Round Valley Reservation for many years, but the majority of the tribe are scattered over their original territory. As the Nomelaki have formed a more or less separate group for many years, the Wintun proper and the Nomelaki are here given separately. The number enumerated in 1910 was 399, of which 395 were in California and 4 in Nevada.

WIYAT STOCK (syn. Wishoskan).

A small group constituting by itself a distinct linguistic stock and destitute of any real tribal subdivisions or popular name other than Humboldt Bay. Their habitat since earliest traditional times has been on the northern California coast in the vicinity of Humboldt Bay, Humboldt County. They have not been located on any reservation and are to-day scattered throughout their original territory. The number enumerated in 1910 was 152, all in California.

YAKONAN STOCK.

Stock as a whole.—A small Oregon stock, formerly occupying an area along the coast in Lincoln, Lane, and Douglas Counties.

The Indians of the Yakonan stock, as enumerated in 1910, numbered 55. The tribes of this stock, for which members were reported, are as follows:

| | | |
|--------|----------|----------|
| Alsea. | Siuslaw. | Yaquina. |
|--------|----------|----------|

Alsea.—The habitat of the Alsea, when first known to Europeans in the beginning of the nineteenth century, was on Alsea Bay and River in southern Lincoln and Benton Counties, Oreg. A reservation was established for them in this vicinity at first, but about 1870 they were moved to the Siletz Reservation, and a few were later placed at Grande Ronde. The remnant are now mainly located at Siletz. The number enumerated in 1910 was 29, of which 27 were in Oregon.

Siuslaw.—The southernmost of the tribes composing this stock. Their habitat, when first known to Europeans at the beginning of the nineteenth century, was on the Siuslaw River and the adjacent coast in western Lane County, Oreg. They were gathered at an early date on the Alsea Reservation and transferred later to the Siletz Reservation where the remnant still resides. The Siuslaw, as enumerated in 1910, numbered 7, all in Oregon.

Yaquina.—A small tribe living in the early nineteenth century about Yaquina Bay, Lincoln County, Oreg. The remnant is now mainly located on the Siletz Reservation. The number enumerated in 1910 was 19, of which 13 were in Oregon and 6 in Washington.

YANAN STOCK (syn. Nozi).

The only surviving subdivision of this small stock, which occupied a small area in northern California, in northeastern Tehama, and the adjacent parts of Shasta County as far north as Round Mountain. In 1864 nearly the entire tribe, then numbering about 3,000, was massacred by miners. The whole stock is to-day practically extinct, only 39 having been enumerated in 1910, all in California.

YOKUTS STOCK (syn. Mariposan).

Stock as a whole.—This is a Californian stock, occupying an area in the southeastern part of the Sacramento Valley and the adjacent foothills of the Sierra Nevada.

The Indians of the Yokuts stock, as enumerated in 1910, numbered 533. The tribes of this stock, for which members were reported, are as follows:

| | | |
|--------------|------------|------------|
| Choinimni. | Kashowoo. | Wikchamni. |
| Chookimimah. | Tachi. | Yokuts. |
| Chukchansi. | Wechikhit. | Yowdanchi. |

Choinimni.—A small group of Indians whose habitat was formerly on Kings River, near the mouth of Mill Creek, in Fresno County, Cal. The number enumerated in 1910 was 18, all in California.

Chookimimah.—A small group of Indians living in Fresno County, Cal. The number enumerated in 1910 was 4, all in California.

Chukchansi.—One of the northern tribes of this stock occupying the foothills in the southern part of Madera County, Cal. The number enumerated in 1910 was 144, of which 142 were in California and 2 in Arizona.

Kashowoo.—A small group belonging to this stock and living in Fresno County, Cal. The number enumerated in 1910 was 4, all in California.

Tachi.—A tribe formerly living in the southern end of the San Joaquin Valley, Cal. The survivors are now mainly located in Kings County. The number enumerated in 1910 was 27, all in California.

Wechikhit.—A small tribe living formerly on lower Kings River, Fresno County, Cal. The number enumerated in 1910 was 6, all in California.

Wikchamni.—A small tribe living on the Kaweah River in Tulare County, Cal. The number enumerated in 1910 was 25, of which 24 were in California and 1 in Washington.

Yokuts.—A tribe formerly comprising a number of separate subdivisions and occupying a considerable area in the southern San Joaquin Valley (chiefly in Madera, Fresno, and Tulare Counties), Cal. A portion of the survivors are now located on the Tule River Reservation, the remainder being scattered throughout the area of their former habitat. Of the many subdivisions formerly existing, representatives of the Choinimni, Chookimimah, Chukchansi, Kashowoo, Tachi, Wechikhit, Wikchamni, and Yowdanchi were enumerated by the present census. The fragments of the many other tribes, together perhaps with a few other individuals of the above tribes, are here grouped simply as Yokuts—a portion now being located on the Tule River Reservation and the others scattering. The Yokuts so defined, as enumerated in 1910, numbered 302, all in California.

Yowdanchi.—A tribe living formerly on the Tule River in Tulare County, Cal. The remnant is now located on the Tule River Reservation. The number enumerated in 1910 was 3, all in California.

YUCHEAN STOCK.

A tribe forming by itself an independent linguistic stock. Their habitat in the eighteenth century was on the middle Savannah River, Ga. In 1836 they removed to Oklahoma where the majority live among the Creeks, a portion being settled among the Shawnee. The Yuchi, as enumerated in 1910, numbered 78, of which 74 were in Oklahoma and 4 in the District of Columbia.

YUKIAN STOCK.

Stock as a whole.—A Californian stock occupying three small separate areas in Mendocino, Sonoma, Lake, and Napa Counties.

The Indians of the Yukian stock, as enumerated in 1910, numbered 198. The tribes of this stock, for which members were reported, are as follows:

| | |
|-------------|--------|
| Coast Yuki. | Wappo. |
| Redwood. | Yuki. |

Coast Yuki.—The northernmost of the three smaller subdivisions of this stock. They occupied originally the northern portion of the coast of Mendocino County, Cal., and the few survivors are mainly to be found in the same region still. They are not reservation Indians. The number enumerated in 1910 was 15, all in California.

Redwood (syn. Huchnom).—A small subdivision of the Yuki in Mendocino County, Cal., now located on the Round Valley Reservation. They are commonly known by the name of Redwood. The number enumerated in 1910 was 15, all in California.

Wappo.—The southernmost of the three smaller subdivisions of this stock. Their habitat was in northern California in the vicinity of the point where Lake, Sonoma, and Napa Counties join. The number enumerated in 1910 was 73, all in California.

Yuki.—The largest group or tribe of this stock. Their habitat, since earliest traditional times, has been in northern Mendocino County, Cal., chiefly in and about Round Valley. Since the establishment of the Round Valley Reservation in 1856, the majority of the Yuki have been located there, although some few are scattered over the remainder of their former habitat. The number enumerated in 1910 was 95, of which 91 were in California.

YUMAN STOCK.

Stock as a whole.—The area occupied by this stock in the United States lies wholly in southeastern Arizona and southern California. It also extends over the larger portion of Lower California.

The Indians of the Yuman stock in the United States, as enumerated in 1910, numbered 4,279. The tribes of this stock, for which members were reported, are as follows:

| | | |
|------------|-----------|--------------|
| Cocopa. | Maricopa. | Yavapai. |
| Diegueno. | Mohave. | Yuma. |
| Havasupai. | Walapai. | Yuma Apache. |

Cocopa.—A tribe occupying, since the early seventeenth century at least, the region about the mouth of the Colorado River in Arizona and Lower California. The number enumerated in 1910 was 245, of which 229 were in Arizona and 16 in California.

Diegueno.—A collective name belonging to several small tribes originally distinct. The area occupied by this group comprised the western portion of San Diego County, Cal. For many years they have been located on a number of small reservations in this same area. The name is, however, of rather uncertain extension.

The number enumerated in 1910 was 756, all in California. Comparative figures are difficult to secure, as the name Diegueno has at different times included Indians of other tribal affiliations. According to the reports of the Commissioner of Indian Affairs, the Indians known as the Diegueno were estimated in 1870 at 1,257; in 1881 they had apparently decreased to 731, in 1891 to 685, and in 1901 to 643.

Havasupai.—A small tribe perhaps originally derived from the Walapai. In 1850 and probably much earlier they were living in central Arizona, but later moved northward to Cataract Canyon where a reservation was set apart for them in 1882.

The number enumerated in 1910 was 174, all in Arizona. According to the reports of the Commissioner of Indian Affairs, this tribe numbered 214 in 1882, the first year for which figures are available; 250 in 1900, the increase being due probably to the gradual coming into the reservation of straggling members of the tribe; and since 1900 they have decreased steadily until in 1910 they were reported at 177.

Maricopa.—The home of this tribe has been, since the eighteenth century at least, along the lower portion of the Gila River in Arizona. They have for many years been very closely associated with the Pima. For 50 years they have been located mainly on the Gila River Reservation.

The number enumerated in 1910 was 386, of which 382 were in Arizona and 4 in California. Comparative figures for previous years are probably of little value. According to the reports of the Commissioner of Indian Affairs, they fluctuated from 1880 to 1900 between 200 and 514; for the last 10 years the number reported has been about stationary at 350.

Mohave (Mojave).—One of the largest of the tribes of this stock. Since first known to Europeans they have occupied the region along the Colorado River, chiefly on the eastern side above Needles. For many years

they have been mainly located on the Colorado River Reservation and in the vicinity of Fort Mohave in Arizona. The Mohave, or Mohave-Apache so called, who for some years have been located at Camp McDowell and on the San Carlos Reservation in Arizona, are not true Mohave but Yavapai.

The number enumerated in 1910 was 1,058, of which 667 were in Arizona and 389 in California. Comparative figures for the whole tribe are mainly estimates previous to 1904, although for those on the Colorado River Reservation the figures may be used with care as far back as 1880. Estimated at the end of the eighteenth century at about 3,000, they probably numbered nearly 2,000 in 1880. By 1890 they had decreased to 1,717, and 15 years later to 1,364. It is clear, therefore, that the Mohave have been decreasing steadily in numbers, and in the last 30 years have been reduced nearly one-half.

Walapai (syn. Hualapai).—This tribe formerly occupied a large area in northwestern Arizona, extending from the great bend of the Colorado River eastward. The Walapai Reservation was set apart for them in 1880, but comparatively few of the tribe live upon it.

The number enumerated in 1910 was 501, of which 496 were in Arizona. Figures for comparison are of little value back of 1890, at which time the tribe in Arizona was estimated at 700. Since then there has been a marked decrease, as shown by the following figures, taken from the reports of the Commissioner of Indian Affairs:

| YEAR. | Number. | YEAR. | Number. |
|-----------|---------|-----------|---------|
| 1910..... | 498 | 1895..... | 619 |
| 1905..... | 520 | 1890..... | 700 |
| 1900..... | 584 | | |

Yavapai (syn. Mohave-Apache).—The early home of this tribe was in southwestern Arizona, just east of the Colorado River. In 1873 they were placed on the Rio Verde Reservation and two years later transferred to the San Carlos Reservation with the Apache. About 1900 most of the tribe returned to the Rio Verde. The names Mohave-Apache and Apache-Mohave are misnomers, the tribe being wholly distinct from the Apache.

The number enumerated in 1910 was 289, all in Arizona. Comparisons with figures for early years are of little real value. In 1870 the Yavapai were estimated at about 1,000, and seem thus to have decreased largely in the last 40 years.

Yuma.—The tribe from which the stock takes its name. Its earliest known habitat was along the Colorado River, below the junction of the Gila, an area in which they were found by the Spanish at the beginning of the seventeenth century. In 1884 a reservation was set apart for them in the extreme southeastern corner of California, along the Colorado River.

The number enumerated in 1910 was 834, of which 642 were in California, 191 in Arizona, and 1 in Pennsylvania. Comparative figures are of little value previ-

ous to 1895. They were estimated about 1853 at 3,000 (probably an overestimate) and in 1890 at 1,000, since which year they have decreased steadily, as shown by the following figures for the tribe in California, taken from the reports of the Commissioner of Indian Affairs:

| YEAR. | Number. | YEAR. | Number. |
|-----------|---------|-----------|---------|
| 1910..... | 655 | 1890..... | 634 |
| 1905..... | 675 | 1895..... | 707 |

Yuma Apache.—A group of Indians, probably of mixed Yuma, Mohave, and Yavapai origin, living in western Arizona. Most of them are now located on the San Carlos Reservation. The Yuma Apache, as enumerated in 1910, numbered 24, all in Arizona.

Tribe not reported.—The Indians of Lower California belong to various tribes of this stock. The 12 (6 males and 6 females) enumerated in 1910 were given without tribal name, but as born in Lower California.

YUOK STOCK (syn. Weitspekan).

A body of Indians without tribal subdivisions or any distinctive popular name, and forming by themselves a separate linguistic stock. Their habitat, as far back as tradition extends, has been in the northwestern part of California in northern Humboldt and southern Del Norte Counties, along the Klamath River from a little above the mouth of the Trinity to the sea, and southward along the coast nearly to Mad River. The name Weitspec is sometimes locally applied to a portion of this stock. They are perhaps most commonly known as Klamath Indians, a term applied also to Indians of several other stocks along this river. The number enumerated in 1910 was 668, all in California.

ZAPOTECAN STOCK.

A Mexican stock whose habitat lies mainly in the state of Oaxaca. One Zapotec woman of this stock, of full-tribal blood, was enumerated in Oklahoma in 1910.

ZUNIAN STOCK.

One of the best known and largest groups of the pueblo peoples of New Mexico. First seen by Europeans in the early part of the sixteenth century, the Zuni had then already long been occupying the region where they still live, Valencia County, N. Mex. Formerly in several villages, they now occupy mainly the one pueblo of Zuni, in summer also using the smaller villages of Pescado, Nutria, and Ojo Caliente.

The number enumerated in 1910 was 1,667, of which 1,664 were in New Mexico. Figures for comparison are available in complete series only to 1890. Earlier than this, occasional figures are given as far back as the seventeenth century. At the earliest period the population was estimated at about 2,500, and in 1808 at 1,557. At or about this figure the population remained stationary for nearly a century, recently recovering from a considerable loss by epidemic in 1898-99.

MISCELLANEOUS.

There were 1,644 persons returned on the special Indian schedule for whom the stock or tribe was not reported, or for whom the return was too indefinite to admit of classification. These returns were as follows:

Sixteen were reported as having come from Alaska, and were distributed among the states, as follows: Oregon, 7; Pennsylvania, 6; Washington, 2; North Dakota, 1.

One hundred and twenty-two were reported as having come from California.

Two hundred and twenty-eight were returned as "Cupeno," a name given to the former occupants of the village of Cupa or Gupa, now located mainly at Pala, San Diego County, Cal. They were in all probability Shoshonean (Luiseno), but owing to the inclusion of some Diegueno they are not here included under any stock.

Fifteen were reported as "Digger," a name long used popularly for a large number of different Indian tribes of California, Oregon, Nevada, and the whole of the interior plateau region. The name has no value and is very confusing. Special instructions were given to enumerators not to use the name, nevertheless 12 were reported from Pennsylvania, 2 from Nevada, and 1 from Utah. It was not possible to assign them to any definite tribe or stock.

Twenty-seven were returned simply as "Mission Indians," a general term applied to all the coastal Indians of southern California and which gives no indication of tribal or stock affiliation. They were

probably Shoshonean or Yuman. They were mostly Indian children at school and were distributed among the states, as follows: Arizona, 10; Pennsylvania, 7; Kansas, 5; California, 3; Oregon, 2.

Four Indians were returned as "Oswego." It is uncertain what was meant by this name, but it is probable that these were Oswingo or Chenango, the name by which a portion of the Nanticoke of Maryland were known from their settling at Chenango, N. Y., in the middle of the eighteenth century. They later joined the Delaware and probably moved West with them.

One hundred and eighteen Indians were returned as "Pueblo" without distinction as to the particular pueblo to which they belonged, and it was therefore impossible to affiliate them with their proper stock. The majority were either Tanoan or Keresan, and a few probably Hopi. Most of them were pupils at Indian schools and were distributed among the states, as follows: 36 in Kansas, 29 in Pennsylvania, 20 in Arizona, 17 in California, 7 in Oklahoma, 5 in New Mexico, and 1 each in Colorado, North Carolina, Oregon, and South Dakota.

Twelve Indians were returned as "Redwood," a name used locally in California for two different tribes—the Huchnom, a Yukian tribe, and the Whilkut, an Athapaskan tribe. They could not, therefore, be counted with either. Of them, 11 were in California and 1 in Kansas.

In addition to the above, 1,102 Indians were reported on the schedule with the stock and tribe simply as "unknown."

INDIANS IN ALASKA.

ALGONQUIAN STOCK.

Three members of this stock (see p. 72) belonging to the Delaware tribe were enumerated in Alaska in 1910—2 males, 1 of full blood and 1 of mixed blood, and 1 mixed-blood female.

ATHAPASKAN STOCK.

Stock as a whole.—One of the largest of the stocks in North America, tribes belonging to it being found from near the Arctic coast to the Mexican boundary (see also p. 77). The area occupied by the northern and territorially largest portion of the stock may be described in general as including the whole interior of Alaska and northern British Columbia, and the whole of the Canadian territories of Yukon, Mackenzie, and Athabasca. The tribal divisions are somewhat uncertain. The Indians of the Athapaskan stock in Alaska, as enumerated in 1910, numbered 3,916. The tribes of this stock, for which members were reported in Alaska, are as follows:

| | | |
|----------------|----------------|-----------------|
| Ahtena. | Kutchin. | Tukkuthkutchin. |
| Hankutchin. | Nahane. | Unakhotana. |
| Kaiyuhkhotana. | Natsitkutchin. | Vuntakutchin. |
| Knaiakhotana. | Tenankutchin. | |

Comparison with census figures for previous years is of doubtful value, as these were, owing to the unexplored character of the country, to a considerable extent estimates. The number reported at the census of 1890 was 3,520 and that of 1880 was 4,057.

Ahtena.—A tribe occupying the basin of the Copper River. The number enumerated in 1910 was 297. The census of 1890 gave the number of this tribe as 150, but at the census of 1880 it was reported as 250.

Hankutchin.—A tribe belonging to the Kutchin division of this stock, and occupying the region along the Yukon River for 50 or 75 miles above and below the international boundary. The number enumerated in 1910 was 127. The census of 1880 reported 106, but it is probable that the returns were incomplete.

Kaiyuhkhotana.—A tribe occupying the region along the Yukon River between the Anvik and Koyukuk Rivers, and for some distance east and south toward the Kuskokwim River. The number enumerated in 1910 was 160. Owing to some uncertainty in the application of the name, comparison with the census figures of earlier years is of little value. In 1890 the number reported was 1,140. In 1880 the census figure was 1,222 and that of the Bureau of American Ethnology 953.

Knaiakhotana.—A tribe occupying the whole of the Kenai Peninsula and the region around Cook Inlet from the head of the Knik and Shushitna Rivers southwest as far as Iliamna Lake. The number enumerated in 1910 was 697. In the early part of the nineteenth century this tribe was estimated at 1,300 to 1,500. In 1880 the census showed 614 and in 1890, 839. For the latter year the Bureau of Ethnology reported 724.

Kutchin.—A group of tribes occupying a large part of the interior of Alaska and extending far into northwestern Canada to the Mackenzie River. Their subdivisions in Alaska comprise the Hankutchin, Natsitkutchin, Tenankutchin, Tukkuhkutchin, and Vuntakutchin.

Under the heading of Kutchin a considerable number of persons were enumerated without further distinction of tribe, and these are here grouped together. The number enumerated as Kutchin in 1910 was 359. Similar figures for earlier censuses were 580 in 1890 and 107 in 1880.

Nahane.—A group composed of several distinct tribes living in northern British Columbia and the Yukon Territory, Canada. Only 8 were enumerated in 1910.

Natsitkutchin.—A tribe belonging to the Kutchin subdivision of this stock, and living north of the Porcupine River, in northern Alaska. The number enumerated in 1910 was 177. Comparison with the census figures of earlier years is of somewhat doubtful value, owing to uncertainty as to what was included under the term. As nearly as can be determined they numbered 312 in 1880.

Tenankutchin.—A tribe whose habitat comprised the whole of the basin of the Tanana River. The number enumerated in 1910 was 415. According to the census of 1890, they numbered 309, and in 1880, 738. In 1890 the Bureau of Ethnology reported 373.

Tukkuhkutchin.—A Canadian tribe of this stock whose habitat lies between the upper Porcupine and Mackenzie Rivers, Yukon Territory. Only 6 were enumerated in 1910.

Unakhotana.—A tribe living on the Yukon River between the mouths of the Tanana and Koyukuk Rivers, and also on the latter stream. The number enumerated in 1910 was 193. Census figures for 1890 and 1880 were 502 and 596, respectively.

Vuntakutchin.—A tribe belonging to the Kutchin subdivision of this stock, and occupying the region north from the Porcupine River toward the Arctic coast. Only 5 persons were enumerated in 1910 as members of this tribe, 2 males and 3 females.

Tribe not reported.—Under this heading are included all those Indians who were enumerated merely as "Athapaskan" without further detail as to tribe, together with a small number of others, for whom no information whatever was given except "Indian," but who from other evidence, almost certainly belonged to this stock.

The Athapaskans in Alaska of uncertain or unknown tribal affiliation numbered 1,472 in 1910. On account of the large number thus returned, they are shown by sex and age in Table 52 (p. 154).

ESKIMAUAN STOCK.

Stock as a whole.—This stock is more widely distributed than any other in North America, its members extending from near Mount St. Elias, in southern Alaska, along the entire northern littoral of the continent to the east coast of Greenland, and formerly south as far as the Gulf of St. Lawrence. A small group is also found in the vicinity of East Cape, Siberia. They nowhere extend far into the interior. The total population of the Eskimauan stock in Alaska, as enumerated in 1910, is 14,087. The number reported by the census for this stock in 1890 was 15,550, and in 1880, 20,245.

Real tribal groups in the more exact sense of the term are not found among the Eskimo, the subdivisions being generally more geographical than tribal, the names given relating often to a single village only. The tribes or groups of the Eskimauan stock, for which members were reported, are as follows:

| | | |
|-----------------|----------------|------------------|
| Aleut. | Kunmiut. | Pitukmiut. |
| Chnagmiut. | Kusetrinmiut. | Polazramiut. |
| Ikogmiut. | Kuskovakmiut. | Selawigmiut. |
| Inaklimiut. | Kuskowik. | Sidarumiut. |
| Iprackmiut. | Kuskwogmiut. | Tikeramiut. |
| Kalaligmiut. | Magemiut. | Togiagmiut. |
| Kakuakamiut. | Malemiut. | Ukiwokmiut. |
| Kangmaligmiut. | Naparktoo. | Unaligmiut. |
| Kaviagmiut. | Neechuktamiut. | Utkiavinmiut. |
| Kekchabukmiut. | Nunatogmiut. | Utukamiut. |
| Kinugumiut. | Nunivagmiut. | Yuit. |
| Kopagmiut. | Nunochogmiut. | Southern Eskimo. |
| Kowagmiut. | Nushagagmiut. | |
| Kukpaurungmiut. | Nuwukmiut. | |

Aleut.—A tribe occupying the whole chain of the Aleutian Islands, the Pribilof Islands, and the western portion of the Alaska Peninsula. By an unfortunate error on the part of the enumerators the majority of the Eskimo of southern Alaska, from the Shumagin Islands to their eastern limits (including the Kaniagmiut, Chugachigmiut, and Ugalakmiut), were enumerated as Aleut. It has not been possible to separate these other tribes accurately from the real Aleut, and the total population here given for the Aleut is therefore only approximately correct, the population as given being probably somewhat too small.

The Aleut, as thus incompletely enumerated, numbered 1,451 in 1910, as compared with 1,679 in 1890 and 2,628 in 1880. About the middle of the nineteenth century, after a serious epidemic of smallpox, they were estimated at less than 1,000, and in 1874, including the mixed-bloods, at about 2,000.

Chnagmiut.—A tribe living on Pastol Bay and in the Yukon delta, and extending up both banks of the

river as far as Razboinski. The number enumerated in 1910 was 326. This tribe showed a population of 621 at the census of 1890, prior to which year they do not appear to have been enumerated separately.

Ikogmiut.—The territory occupied by the Ikogmiut is generally understood to include the region along both banks of the Yukon River from its mouth nearly as far up as Anvik. As thus used, it comprises several smaller tribes or subdivisions including part of the Ohnagmiut. It is sometimes used in a more narrow sense to apply only to the inhabitants of the village of Ikogmiut. The term has been used here in its wider application. The number enumerated in 1910 was 782. The census of 1880 showed a population of 2,696, while that of 1890 showed 172 for the village of Ikogmiut only.

Inaklimiut.—A tribe living on Big Diomedé Island in Bering Strait. Two full-bloods were enumerated under this name—1 male and 1 female.

Iprackmiut.—The village to which this name refers has not been located exactly. It lies, however, within Malemiut territory probably, and is situated, so far as can be ascertained, on the north shore of Seward Peninsula, eastward of Shishmaref Inlet. Four full-bloods were enumerated under this name—3 males and 1 female.

Kaialigmiut.—A tribe occupying a large portion of the Yukon delta, their territory extending from a little north of Kuskokwim Bay to Cape Romanzof. The Kaialigmiut, as enumerated in 1910, numbered 192.

Kakuakamiut.—A tribe or perhaps a subdivision of the Nushagagmiut, living on the Nushagak River. The number enumerated in 1910 was 22. Previous census figures were 45 in 1890 and 104 in 1880.

Kangmaligmiut.—A name of somewhat uncertain application used for the groups of Eskimo living on the Arctic coast between Point Hope and the mouth of the Mackenzie River. One full-blood woman was enumerated under this name in 1910.

Kaviagmiut.—A tribe whose proper habitat is given as the northern shore of Norton Sound, from about the middle of the western shore of Norton Bay to about Cape Douglas, and extending inland to the watershed dividing the streams flowing into Norton Sound from those flowing into Kotzebue Sound. During the last decade they have been considerably scattered. The number enumerated in 1910 was 238, as compared with 427 in 1890 and 858 in 1880.

Kekchabukmiut.—A small group of Eskimo, of whose village, Kekchabuk, the precise location is uncertain. It is probably in the Kuskokwim delta region or on the western side of the lower river. If this location is correct they would form a part of the Kuskwoigmiut. The number enumerated in 1910 was 32.

Kinugumiut.—A tribe whose proper habitat seems to have been in the western part of Seward Peninsula, from Shishmaref Inlet to Port Clarence. The num-

ber enumerated in 1910 was 594, as compared with 652 in 1890 and 500 in 1880. In 1880 the Bureau of Ethnology reported 400.

Kopagmiut.—A tribe whose habitat lies on the Arctic coast at the mouth and along the lower course of the Mackenzie River, Canada. The number enumerated in 1910 was 9.

Kovagmiut.—A tribe living on the Kobuk River, a stream flowing into Kotzebue Sound. The number enumerated in 1910 was 561. The census of 1890 gave a population of only 81 for this tribe. The fact that it is frequently confused with the Selawigmiut and Nunatogmiut probably accounts in part for the large difference in numbers.

Kukpaunungmiut.—A tribe living on the Arctic coast near Point Lay. The number enumerated in 1910 was 6. Previous census figures were 52 in 1890 and 30 in 1880.

Kummiut.—A tribe living on the Kok River, near Wainwright Inlet, on the Arctic coast, of which the number enumerated in 1910 was 77.

Kusetrinmiut.—A tribe occupying the basin of the Kuzitrin River, Seward Peninsula. They probably form a portion of the Kaviagmiut, but may be a subdivision of the Kinugumiut. Because of this uncertainty, they are here treated separately. The number enumerated in 1910 was 133.

Kuskovakmiut.—A tribe (or village) on the right bank of the Kuskokwim River, near its mouth, forming a subdivision of the Kuskwoigmiut. The number enumerated in 1910 was 370.

Kuskowik.—A village whose precise position is uncertain. It is probably on the lower Kuskokwim River, and if so, the inhabitants would belong to the Kuskwoigmiut. The number enumerated in 1910 was 37.

Kuskwoigmiut.—A tribe occupying the banks of the Kuskokwim River, from Kolmakof to the south and the shores of Kuskokwim Bay. The Kuskovakmiut and probably the Kuskowik are subdivisions of the tribe. The number enumerated in 1910 was 1,480. Including the Kuskovakmiut and the Kuskowik the number in 1910 was 1,887, as compared with 3,294 at the census of 1890 and 3,522 in 1880.

Magemiut.—A tribe occupying the coast from Cape Romanzof nearly to the western mouth of the Yukon, and extending inland for a considerable distance. The Nunochogmiut are a subdivision of the Magemiut. The number enumerated in 1910 was 376. In 1890 they were reported by the census as 2,147, but were not enumerated separately in 1880.

Malemiut.—A tribe occupying the eastern portion of Seward Peninsula between Kotzebue Sound and Norton Bay. On the former they extend as far west as Shishmaref Inlet; on the latter as far as Cape Denbigh. The number enumerated in 1910 was 563, as compared with 630 in 1890 and 1,101 in 1880.

Naparktoo.—Under this name a few persons were enumerated in the vicinity of Point Barrow. The name is probably that of a village, but it has not been possible to locate it. The people are almost certainly Eskimo. The Naparktoo, as enumerated in 1910, numbered 9.

Neechuktamiut.—A tribe or village located apparently on Miniatulik River, flowing into Norton Bay. It is uncertain whether these Eskimo should be considered as a subdivision of the Kaviagmiut or the Malemiut. The number enumerated in 1910 was 25.

Nunatogmiut.—A tribe occupying the region about the Noatak River, and extending inland a considerable distance. The application of the name has been somewhat variable. The number enumerated in 1910 was 285. Owing to the uncertainty in the application of the name, comparison with earlier censuses is of doubtful value, only 42 being reported in 1890 and 650 in 1880.

Nunivagmiut.—A tribe living on Nunivak Island and a small area about Cape Vancouver in the Yukon-Kuskokwim delta region. The number enumerated in 1910 was 301, as against 702 in 1890 and 408 in 1880.

Nunochogmiut.—A village or tribe in the Yukon delta, inland from Baird Inlet. They form a subdivision of the Magemiut. The number enumerated in 1910 was 158, as compared with 135 in 1890 and 40 in 1880.

Nushagagmiut.—A tribe living in the vicinity of Nushagak Bay, of which the number enumerated in 1910 was 31. Owing to uncertainty as to what is included under the name, comparison with earlier censuses is of little value, 193 being reported in 1890 and 817 in 1880.

Nurwukmiut.—A tribe living in the vicinity of Point Barrow, on the Arctic coast. The number enumerated in 1910 was 81, as against 143 in 1890. They were not reported separately at the census of 1880.

Pitukmiut.—A small group of Eskimo enumerated on Kotzebue Sound, whose precise habitat and affiliations are unknown. Four full-blood Pitukmiut were enumerated in 1910—3 males and 1 female.

Polazramiut.—A small tribe, probably a subdivision of the Kinugumiut, enumerated near Cape Prince of Wales, Seward Peninsula. The number enumerated in 1910 was 14.

Selawigmiut.—A tribe living on and near Selawik Lake, near Kotzebue Sound, of which the number enumerated in 1910 was 258.

Sidarumiut.—A tribe or village located on the Arctic coast in the vicinity of Point Belcher. Five Sidarumiut were enumerated in 1910—2 full-blood males, 2 full-blood females, and 1 mixed white and Indian male.

Tikeramiut.—A tribe living on the northwestern coast in the vicinity of Point Hope. The number enumerated in 1910 was 320, as compared with 295 in 1890. In 1880 they were not enumerated separately.

Togiagmiut.—A tribe living in the vicinity of Togiak Lake and Bay (Bristol Bay). The number enumerated in 1910 was 93, as against 190 in 1890. They were not enumerated separately in 1880.

Ukivokmiut.—A subdivision of the Kaviagmiut, living on King Island, Bering Strait. The number enumerated in 1910 was 140, as compared with 200 at the census of 1890.

Unaligmiut.—A tribe occupying the shores of Norton Sound from a little south of Cape Denbigh nearly to the mouth of the Yukon. The number enumerated in 1910 was 441. Earlier census figures were 119 in 1890 and 418 in 1880.

Utliavinmiut.—A tribe living on the Arctic coast at and to the west of Cape Smith. The number enumerated in 1910 was 123, as against 193 reported in 1890.

Utukamiut (syn. Ootookogmiut).—A tribe living on the Arctic coast between Point Hope and Wainwright Inlet. The number enumerated in 1910 was 127. Comparison with earlier years is limited to 1890, at which census 48 were reported. The large increase thus shown is probably due partly to uncertainty as to tribal limits, and partly to the fact that, being more nomadic than many of the tribes in the vicinity, a considerable number were not enumerated in 1890.

Yuit.—A group of Eskimo occupying St. Lawrence Island and the region about East Cape, Siberia. The number enumerated in 1910 was 292, as compared with 267 in 1890 and 500 (as estimated) in 1880.

Southern Eskimo.—By an unfortunate error on the part of the enumerators, the majority of the Eskimo of southern Alaska, from the Shumagin Islands to Controller Bay, together with some on the shores of Bristol Bay, were enumerated wrongly as Alut. The tribal groups so confused were mainly the Kaniagmiut, Chugachigmiut, and Ugalakmiut, and to a lesser degree the Aglemiut and perhaps a few of the Nushagagmiut. A portion of the Aglemiut and Kaniagmiut were, however, correctly enumerated under their proper names. As it has been impossible to separate this mixed body of Eskimo into its constituent tribal or geographic divisions, they have been treated as a general group under the above heading, which thus includes all Eskimo south and east of the head of Bristol Bay. The number enumerated in 1910 was 3,650. No very satisfactory comparison with the census figures for earlier years can be made. The combined population of the Aglemiut, Chugachigmiut, Kaniagmiut, and Ugalakmiut was 3,142 in 1890 and 3,489 in 1880.

Tribe not reported.—Under this general heading are included all persons enumerated merely as "Eskimo" without further distinction of tribe. The Eskimo of unknown affiliation enumerated in Alaska in 1910 were 474, and on account of this comparatively large number, they are shown separately by sex and age in Table 52 (p. 156).

HAIDAN STOCK (syn. Skittagetan).

A tribe occupying the Queen Charlotte Islands and the southern portion of Prince of Wales Island in British Columbia and Alaska, and forming an independent linguistic stock. The tribe formerly lived wholly in what is now Canadian territory, those at present occupying part of Prince of Wales Island having taken possession of this region some time probably in the early part of the eighteenth century. A few immigrant members of this tribe are also found in continental United States (see p. 82).

The Haida in Alaska, as enumerated in 1910, were 530, as compared with 415 in 1890 and 795 in 1880. About 1870 they were estimated at 600.

TLINGIT STOCK (syn. Kuluschan).

Stock as a whole.—A coastal stock of southern Alaska, occupying the coast and adjacent islands from Portland Canal to Controller Bay. A few immigrant members of this stock are also found in continental United States (see p. 106).

The Indians of the Tlingit stock, as enumerated in 1910 in Alaska, numbered 4,426. The number reported for this stock in 1890 was 4,583 and in 1880, 6,763.

The tribes of this stock, for which members were reported, are as follows:

| | | |
|----------|-----------|----------|
| Auk. | Hutsnuwu. | Stikine. |
| Chilkat. | Kake. | Taku. |
| Henrya. | Kuyu. | Tongas. |
| Huna. | Sitka. | Yakutat. |

Auk.—A southern Alaska tribe, living near Juneau on Douglas and Admiralty Islands and along Stephens Passage. The number enumerated in 1910 was 267, as compared with 279 in 1890 and 640 in 1880. In 1870 the Auk were estimated at about 750 or 800.

Chilkat.—A southern Alaska tribe living about the head of Lynn Canal. The number enumerated in 1910 was 690, as compared with 812 in 1890 and 1,158 in 1880. About 1870 the tribe was estimated at from 2,000 to 2,500, but this was probably an overestimate.

Henrya.—A tribe living on the western shores of Prince of Wales Island, southern Alaska. The number enumerated in 1910 was 214, as compared with 262 in 1890. In 1869 they were estimated at 300.

Huna.—A tribe living on Cross Sound (between Chichagof Island and the mainland), southern Alaska. The number enumerated in 1910 was 625, as compared with 594 in 1890 and 908 in 1880. About 1870 they were estimated at 1,000.

Hutsnuwu.—A tribe living on the western and southern shores of Admiralty Island, southern Alaska. The number enumerated in 1910 was 536, as compared with 420 in 1890 and 666 in 1880. About 1870 they were estimated at 1,000.

Kake.—A tribe living on Kupreanof Island in southern Alaska, for which 322 persons were enumerated in 1910, as against 237 in 1890. The number reported in 1880 was 568, which perhaps included the Kuyu.

Kuyu.—A tribe living on Kuiu Island on the southern Alaskan coast, for which the number of persons enumerated in 1910 was 29. The number reported for this tribe in 1880 was 60.

Sitka.—A tribe living on Baranof Island and the southern portion of Chichagof Island in southern Alaska. The number enumerated in 1910 was 608, as compared with 832 in 1890 and 721 in 1880.

Stikine.—A tribe living on or near the mouth of the Stikine River, southern Alaska, for which the number enumerated in 1910 was 189, as compared with 255 in 1890 and 317 in 1880.

Taku.—A tribe living on Taku Inlet and River, and Stephens and Gastineau Channels, southern Alaska. The number enumerated in 1910 was 142, as compared with 223 in 1890 and 269 in 1880.

Tongas.—A tribe living at the mouth of Portland Canal, southern Alaska, for which 184 persons were enumerated in 1910, as against 255 in 1890 and 273 in 1880.

Yakutat.—A tribe living primarily on Yakutat Bay, but whose range extends westward nearly to Copper River, and eastward to Dry Bay. The number enumerated in 1910 was 307, as compared with 437 in 1890 and 650 in 1880.

Tribe not reported.—A considerable number of persons were enumerated as "Tlingit" without any further specification of tribe. As the number of such persons reported in 1910 amounted to 313, they are shown by sex and age in Table 52 (p. 156).

TSMISHIAN STOCK.

A stock whose name has been derived from that of a single tribe, the Tsimshian. Their proper habitat lies wholly in British Columbia between the Nass and Skeena Rivers. A large number have in recent years, however, removed to Alaskan territory, settling chiefly at New Metlakahtla. A few immigrant members of the tribe are also found in continental United States (see p. 106).

The Tsimshian in Alaska, as enumerated in 1910, were 729, as compared with 465 in 1890 and 952 in 1880.

MISCELLANEOUS.

In the enumeration of the native population of Alaska in 1910, 1,640 persons were reported without definite indication as to stock or tribe. Of these, 2 were enumerated as "Indians," 12 as "Siberia," and for 1,626 no information of any sort was given.

INDIANS IN THE UNITED STATES.

NUMBER OF INDIANS REPORTED ON SPECIAL INDIAN SCHEDULE, CLASSIFIED BY LINGUISTIC STOCKS AND TRIBES AND BY SEX AND PURITY OF BLOOD: 1910.

Table 50

INDIANS REPORTED ON SPECIAL SCHEDULE: 1910.

| STOCK AND TRIBE. | Distribution by sex. | | | | | | | | | | | | | |
|-----------------------|----------------------|-------------|--------------|---------------------|---------------|---------|-------------|---------|--------------|---------|-------------------|---------|---------------------|---------|
| | Total number. | Full blood. | Mixed blood. | Blood not reported. | Total number. | | Full blood. | | Mixed blood. | | | | Blood not reported. | |
| | | | | | Male. | Female. | Male. | Female. | Total. | | White and Indian. | | Male. | Female. |
| | Male. | Female. | Male. | Female. | | | | | Male. | Female. | Male. | Female. | | |
| UNITED STATES. | | | | | | | | | | | | | | |
| TOTAL..... | 247,137 | 150,053 | 93,423 | 3,661 | 125,054 | 121,483 | 75,607 | 74,386 | 48,157 | 45,266 | 45,348 | 42,682 | 1,830 | 1,831 |
| ALGONQUIAN STOCK..... | 40,975 | 18,396 | 22,319 | 260 | 21,004 | 19,971 | 9,257 | 9,139 | 11,008 | 10,711 | 11,089 | 10,229 | 139 | 121 |
| Abnaki..... | 37 | 9 | 27 | 1 | 18 | 19 | 5 | 4 | 12 | 15 | 12 | 15 | 1 | 1 |
| Arapaho..... | 1,419 | 1,311 | 108 | | 727 | 692 | 670 | 641 | 57 | 51 | 54 | 47 | | |
| Blackfeet..... | 99 | 32 | 67 | | 54 | 45 | 15 | 17 | 39 | 28 | 39 | 27 | | |
| Brotherton..... | 172 | 40 | 132 | | 90 | 82 | 18 | 22 | 72 | 60 | 59 | 54 | | |
| Cheyenne..... | 3,055 | 2,662 | 319 | 74 | 1,510 | 1,545 | 1,310 | 1,352 | 104 | 155 | 194 | 155 | 36 | 38 |
| Chickahominy..... | 115 | 1 | 114 | | 58 | 57 | | 1 | 58 | 59 | 31 | 37 | | |
| Chippewa..... | 20,214 | 6,970 | 13,138 | 106 | 10,325 | 9,889 | 3,432 | 3,488 | 6,781 | 6,357 | 6,732 | 6,299 | 62 | 44 |
| Cree..... | 459 | 40 | 418 | 1 | 224 | 235 | 18 | 22 | 205 | 213 | 203 | 210 | 1 | 1 |
| Delaware..... | 914 | 279 | 633 | 2 | 456 | 458 | 128 | 151 | 326 | 307 | 325 | 306 | 2 | 2 |
| Gros Ventres..... | 510 | 390 | 119 | 1 | 257 | 253 | 198 | 192 | 59 | 60 | 58 | 60 | 1 | 1 |
| Kickapoo..... | 348 | 240 | 107 | 1 | 194 | 154 | 127 | 113 | 67 | 60 | 65 | 38 | | 1 |
| Malecite..... | 142 | 37 | 105 | | 73 | 69 | 20 | 17 | 53 | 52 | 53 | 52 | | |
| Mashpee..... | 206 | 1 | 205 | | 111 | 95 | 1 | | 110 | 95 | 20 | 18 | | |
| Mattaponi..... | 1 | | | | | | | 1 | | | | | | |
| Menominee..... | 1,422 | 704 | 716 | 2 | 766 | 656 | 373 | 331 | 391 | 325 | 389 | 324 | 2 | 2 |
| Miami..... | 226 | 59 | 166 | | 122 | 104 | 32 | 27 | 89 | 77 | 88 | 76 | 1 | 1 |
| Miamac..... | 45 | 17 | 28 | | 21 | 24 | 10 | 7 | 11 | 17 | 11 | 17 | | |
| Mohegan..... | 22 | | 22 | | 13 | 9 | | | 13 | 9 | 8 | 6 | | |
| Montauk..... | 29 | 9 | 20 | | 16 | 13 | 8 | 1 | 8 | 12 | 7 | 6 | | |
| Munsee..... | 71 | 14 | 57 | | 33 | 38 | 7 | 7 | 26 | 31 | 20 | 31 | | |
| Narraganset..... | 16 | 6 | 10 | | 8 | 8 | 3 | 3 | 5 | 5 | 3 | 3 | | |
| Niantic..... | 1 | | | | 1 | 1 | | 1 | | | | | | |
| Ottawa..... | 2,717 | 1,720 | 997 | | 1,429 | 1,288 | 904 | 816 | 525 | 472 | 508 | 458 | | |
| Pamunkey..... | 53 | 7 | 73 | 3 | 48 | 35 | 5 | 2 | 41 | 32 | 41 | 32 | | 1 |
| Passamaquoddy..... | 386 | 295 | 91 | | 197 | 189 | 150 | 145 | 47 | 44 | 47 | 44 | | |
| Penobscot..... | 266 | 85 | 181 | | 140 | 126 | 49 | 36 | 91 | 90 | 91 | 90 | | |
| Peoria..... | 128 | 7 | 119 | 2 | 61 | 67 | 2 | 5 | 59 | 60 | 59 | 60 | | 2 |
| Pequot..... | 66 | 3 | 63 | | 35 | 31 | 2 | 1 | 33 | 30 | 15 | 10 | | |
| Piankashaw..... | 2 | 1 | 1 | | 1 | 1 | | | 1 | 1 | | | | |
| Piegan..... | 2,298 | 1,214 | 1,053 | 1 | 1,122 | 1,140 | 573 | 641 | 548 | 505 | 532 | 493 | 1 | 1 |
| Poospatuck..... | 1 | | | | 1 | 1 | | | 1 | 1 | | | | |
| Potawatomi..... | 2,440 | 960 | 1,478 | 2 | 1,368 | 1,072 | 533 | 427 | 833 | 645 | 828 | 633 | 2 | 2 |
| Powhatan..... | 131 | 9 | 77 | 45 | 66 | 65 | 5 | 4 | 39 | 38 | 39 | 38 | 22 | 23 |
| Sauk and Fox..... | 724 | 547 | 171 | 6 | 377 | 347 | 288 | 259 | 86 | 85 | 77 | 77 | 3 | 3 |
| Shaynee..... | 1,338 | 595 | 800 | 3 | 626 | 712 | 246 | 289 | 378 | 422 | 371 | 405 | 2 | 1 |
| Shinnecock..... | 167 | | 167 | | 80 | 87 | | | 80 | 87 | | | | |
| Stockbridges..... | 533 | 184 | 340 | 9 | 270 | 263 | 72 | 112 | 196 | 144 | 120 | 96 | 2 | 7 |
| Wampanoag..... | 162 | 4 | 158 | 2 | 93 | 69 | 1 | 3 | 92 | 60 | 12 | 9 | | |
| Wes..... | 4 | 2 | | | 3 | 1 | 2 | | 1 | 1 | 1 | 1 | | |
| Not reported..... | 36 | | 36 | | 12 | 24 | | | 12 | 24 | | | | |
| ATHAPASKAN STOCK..... | 30,406 | 28,264 | 1,045 | 1,097 | 15,324 | 15,082 | 14,211 | 14,053 | 568 | 477 | 553 | 462 | 545 | 552 |
| Ahtena..... | 2 | | 2 | | 2 | 2 | | | 2 | 2 | | | | |
| Apache..... | 4,973 | 3,801 | 127 | 1,045 | 2,514 | 2,459 | 1,919 | 1,882 | 75 | 52 | 72 | 50 | 520 | 525 |
| Chastacosta..... | 7 | | 7 | | 2 | 2 | | | 2 | 2 | | | | |
| Chetco..... | 9 | 2 | 7 | | 4 | 5 | | 1 | 3 | 5 | 2 | 5 | | |
| Cow Creek..... | 9 | 2 | 7 | | 6 | 6 | | 1 | 3 | 4 | 3 | 4 | | |
| Hupa..... | 639 | 345 | 294 | | 312 | 327 | 189 | 185 | 153 | 141 | 152 | 140 | | |
| Jicarilla Apache..... | 694 | 694 | | | 355 | 339 | 355 | 339 | | | | | | |
| Kai-Pomo..... | 51 | 36 | 15 | | 26 | 25 | 16 | 20 | 10 | 5 | 10 | 5 | | |
| Kiowa Apache..... | 139 | 117 | 22 | | 56 | 53 | 48 | 69 | 8 | 14 | 8 | 14 | | |
| Lipan Apache..... | 28 | 26 | 2 | | 11 | 17 | 9 | 17 | 2 | 2 | 2 | 2 | | |
| Mattolo..... | 34 | 10 | 24 | | 15 | 17 | 5 | 5 | 10 | 14 | 10 | 11 | | |
| Mescalero Apache..... | 424 | 411 | 13 | | 100 | 234 | 185 | 226 | 6 | 8 | 5 | 8 | | |
| Navajo..... | 22,455 | 22,304 | 99 | 52 | 11,346 | 11,109 | 11,257 | 11,047 | 64 | 35 | 59 | 32 | 25 | 27 |
| Redwood..... | 76 | 53 | 23 | | 44 | 32 | 21 | 21 | 12 | 11 | 6 | 9 | | |
| Roguo River..... | 383 | 223 | 160 | | 206 | 177 | 113 | 110 | 93 | 67 | 93 | 66 | | |
| Saias..... | 6 | 5 | 1 | | 3 | 3 | | 3 | | | | | | |
| Tenankutehn..... | 1 | | 1 | | 1 | 1 | | 1 | | | | | | |
| Tlatskanal..... | 3 | | 3 | | 1 | 2 | | 1 | 1 | 1 | 1 | 2 | | |
| Tolowa..... | 121 | 78 | 43 | | 64 | 57 | | | 2 | 2 | 1 | 2 | | |
| Umpqua..... | 109 | 60 | 49 | | 55 | 54 | 37 | 41 | 27 | 16 | 27 | 15 | | |
| Upper Coquille..... | 15 | 14 | 1 | | 6 | 6 | 38 | 27 | 22 | 27 | 22 | 27 | | |
| Wallaki..... | 227 | 82 | 145 | | 105 | 122 | 34 | 5 | 71 | 74 | 71 | 72 | | |
| Not reported..... | 1 | 1 | | | 1 | 1 | | 1 | | | | | | |
| CADDOAN STOCK..... | 1,863 | 1,574 | 277 | 12 | 906 | 957 | 758 | 816 | 143 | 134 | 132 | 129 | 5 | 7 |
| Arikara..... | 444 | 372 | 72 | | 209 | 235 | 171 | 201 | 38 | 34 | 34 | 32 | | |
| Caddo..... | 452 | 336 | 116 | | 231 | 221 | 172 | 164 | 59 | 57 | 54 | 57 | | |
| Kichai..... | 10 | 8 | | | 6 | 4 | | 5 | 1 | 1 | 1 | 1 | | |
| Pawnee..... | 633 | 544 | 77 | 12 | 307 | 326 | 261 | 283 | 41 | 30 | 41 | 36 | 5 | 7 |
| Tawakoni..... | 1 | 1 | | | 1 | 1 | | | | | | | | |
| Waco..... | 5 | 5 | | | 3 | 2 | | 3 | | | | | | |
| Wichita..... | 318 | 308 | 10 | | 150 | 168 | 146 | 162 | 4 | 6 | 2 | 3 | | |

1 Includes Chiricahua Apache, Coyotero Apache, San Carlos Apache, Tonto Apache, and White Mountain Apache.

STOCKS AND TRIBES, BY SEX, AGE, AND BLOOD.

NUMBER OF INDIANS REPORTED ON SPECIAL INDIAN SCHEDULE, CLASSIFIED BY LINGUISTIC STOCKS AND TRIBES AND BY SEX AND PURITY OF BLOOD: 1910—Continued.

Table 50—Continued.

| STOCK AND TRIBE. | INDIANS REPORTED ON SPECIAL SCHEDULE: 1910. | | | | | | | | | | | | | |
|--------------------------|---|-------------|--------------|---------------------|----------------------|---------|-------------|---------|--------------|--------|-------------------|--------|---------------------|---------|
| | Total number. | Full blood. | Mixed blood. | Blood not reported. | Distribution by sex. | | | | | | | | | |
| | | | | | Total number. | | Full blood. | | Mixed blood. | | | | Blood not reported. | |
| | | | | | Male. | Female. | Male. | Female. | Total. | | White and Indian. | | Male. | Female. |
| | | | | | | | | | | | | | | |
| UNITED STATES—Continued. | | | | | | | | | | | | | | |
| CHIMARUAN STOCK..... | 306 | 286 | 20 | | 154 | 152 | 142 | 144 | 12 | 8 | 12 | 8 | | |
| Chimakum..... | 3 | 2 | 1 | | 3 | | 2 | | 1 | | 1 | | | |
| Hoh..... | 44 | 44 | | | 22 | 22 | 22 | 22 | | | | | | |
| Quileute..... | 259 | 240 | 19 | | 129 | 130 | 118 | 122 | 11 | 8 | 11 | 8 | | |
| CHIMARIKAN STOCK..... | 31 | 3 | 28 | | 16 | 15 | 1 | 2 | 15 | 13 | 15 | 13 | | |
| Chimariko..... | 31 | 3 | 28 | | 16 | 15 | 1 | 2 | 15 | 13 | 15 | 13 | | |
| CHINOOKAN STOCK..... | 807 | 459 | 436 | 2 | 459 | 438 | 222 | 237 | 237 | 199 | 225 | 191 | | 2 |
| Chinook..... | 315 | 53 | 261 | 1 | 160 | 155 | 25 | 28 | 135 | 123 | 135 | 126 | | 1 |
| Clackamas..... | 40 | 23 | 17 | | 17 | 23 | 10 | 13 | 7 | 10 | 7 | 10 | | |
| Clatsop..... | 26 | 8 | 18 | | 17 | 9 | 4 | 4 | 13 | 5 | 13 | 5 | | |
| Wasco..... | 242 | 150 | 83 | | 127 | 115 | 75 | 84 | 52 | 31 | 51 | 31 | | |
| Wishram..... | 274 | 216 | 57 | 1 | 138 | 130 | 108 | 108 | 30 | 27 | 19 | 19 | | 1 |
| CHITIMACHAN STOCK..... | 69 | 10 | 59 | | 37 | 32 | 4 | 6 | 33 | 26 | 31 | 21 | | |
| Chitimacha..... | 69 | 10 | 59 | | 37 | 32 | 4 | 6 | 33 | 26 | 31 | 21 | | |
| CHUMASHIAN STOCK..... | 38 | 7 | 31 | | 20 | 18 | 3 | 4 | 17 | 14 | 17 | 14 | | |
| San Luis Obispo..... | 1 | 1 | | | 1 | | 1 | | | | | | | |
| Santa Barbarano..... | 2 | 1 | 1 | | 1 | 1 | 1 | | 1 | 1 | 1 | 1 | | |
| Santa Ynez..... | 35 | 5 | 30 | | 18 | 17 | 1 | 4 | 17 | 13 | 17 | 13 | | |
| COSTANOAN STOCK..... | 17 | 4 | 5 | 8 | 8 | 9 | 1 | 3 | 3 | 2 | 3 | 1 | 4 | 4 |
| Santa Cruz..... | 17 | 4 | 5 | 8 | 8 | 9 | 1 | 3 | 3 | 2 | 3 | 1 | 4 | 4 |
| CROATAN GROUP..... | 5,865 | 458 | 5,372 | 35 | 2,913 | 2,952 | 222 | 236 | 2,674 | 2,698 | 2,306 | 2,362 | 17 | 18 |
| Croatan..... | 5,865 | 458 | 5,372 | 35 | 2,913 | 2,952 | 222 | 236 | 2,674 | 2,698 | 2,306 | 2,362 | 17 | 18 |
| ESKIMAUAN STOCK..... | 56 | 8 | 48 | | 28 | 28 | 7 | 1 | 21 | 27 | 21 | 27 | | |
| Aleut..... | 40 | 3 | 37 | | 21 | 19 | 3 | | 18 | 19 | 18 | 19 | | |
| Malemiut..... | 2 | | 2 | | | 2 | | | 2 | | 2 | | | |
| Not reported..... | 14 | 5 | 9 | | 7 | 7 | 4 | 1 | 3 | 6 | 3 | 6 | | |
| Haidan STOCK..... | 31 | 11 | 20 | | 22 | 9 | 7 | 4 | 15 | 5 | 15 | 5 | | |
| Haida..... | 31 | 11 | 20 | | 22 | 9 | 7 | 4 | 15 | 5 | 15 | 5 | | |
| IROQUOIAN STOCK..... | 39,679 | 11,936 | 27,143 | 600 | 20,339 | 19,340 | 6,143 | 5,793 | 13,917 | 13,226 | 13,382 | 12,720 | 279 | 321 |
| Cayuga..... | 81 | 56 | 19 | 6 | 41 | 40 | 31 | 25 | 7 | 12 | 6 | 11 | 3 | 3 |
| Cherokee..... | 31,489 | 6,900 | 24,329 | 260 | 16,105 | 15,384 | 3,555 | 3,345 | 12,426 | 11,903 | 12,005 | 11,505 | 124 | 136 |
| Mohawk..... | 368 | 63 | 304 | 1 | 178 | 190 | 31 | 32 | 146 | 158 | 138 | 155 | 1 | |
| Oneida..... | 2,436 | 2,098 | 333 | 5 | 1,276 | 1,160 | 1,102 | 996 | 172 | 161 | 162 | 150 | 2 | 3 |
| Onondaga..... | 365 | 209 | 64 | 2 | 183 | 182 | 141 | 158 | 41 | 23 | 41 | 21 | 1 | 1 |
| St. Regis..... | 1,219 | 133 | 1,086 | | 643 | 576 | 48 | 85 | 595 | 491 | 552 | 453 | | |
| Seneca..... | 2,907 | 2,022 | 572 | 313 | 1,478 | 1,429 | 1,043 | 979 | 201 | 281 | 241 | 238 | 144 | 169 |
| Tuscarora..... | 400 | 305 | 83 | 12 | 214 | 186 | 164 | 141 | 47 | 36 | 45 | 32 | 3 | 9 |
| Wyandot..... | 353 | 34 | 318 | 1 | 198 | 155 | 18 | 18 | 179 | 139 | 179 | 138 | 1 | |
| Not reported..... | 61 | 20 | 35 | | 23 | 38 | 10 | 16 | 13 | 22 | 13 | 17 | | |
| KALAPOOIAN STOCK..... | 106 | 81 | 25 | | 47 | 59 | 38 | 43 | 9 | 16 | 9 | 15 | | |
| Kalapooia..... | 5 | 5 | | | 3 | 2 | 3 | 2 | | | | | | |
| Lakmiut..... | 8 | 6 | | | 2 | 6 | 2 | 4 | | 2 | | 2 | | |
| Mary's River..... | 24 | 8 | 16 | | 12 | 12 | 5 | 3 | 7 | 9 | 7 | 9 | | |
| Santiam..... | 9 | 7 | 2 | | 5 | 4 | 5 | 2 | | 2 | | 1 | | |
| Wapato..... | 44 | 40 | 4 | | 17 | 27 | 15 | 25 | 2 | 2 | 2 | 2 | | |
| Yahel..... | 5 | 4 | 1 | | 3 | 2 | 3 | 1 | | 1 | | 1 | | |
| Yonkalla..... | 11 | 11 | | | 5 | 6 | 5 | 6 | | | | | | |
| KAROK STOCK..... | 775 | 364 | 411 | | 388 | 387 | 166 | 198 | 222 | 189 | 218 | 183 | | |
| Orleans..... | 775 | 364 | 411 | | 388 | 387 | 166 | 198 | 222 | 189 | 218 | 183 | | |

INDIANS IN THE UNITED STATES.

NUMBER OF INDIANS REPORTED ON SPECIAL INDIAN SCHEDULE, CLASSIFIED BY LINGUISTIC STOCKS AND TRIBES AND BY SEX AND PURITY OF BLOOD: 1910—Continued.

Table 50—Continued.

INDIANS REPORTED ON SPECIAL SCHEDULE: 1910.

| STOCK AND TRIBE. | Total number. | Full blood. | Mixed blood. | Blood not reported. | Distribution by sex. | | | | | | | | | |
|--------------------------|---------------|-------------|--------------|---------------------|----------------------|---------|-------------|---------|--------------|---------|---------------------|---------|-------|---------|
| | | | | | Total number. | | Full blood. | | Mixed blood. | | Blood not reported. | | | |
| | | | | | Male. | Female. | Male. | Female. | Total. | | White and Indian. | | | |
| | | | | | | | | | Male. | Female. | Male. | Female. | Male. | Female. |
| UNITED STATES—Continued. | | | | | | | | | | | | | | |
| KERESAN STOCK..... | 4,027 | 3,976 | 33 | 18 | 2,126 | 1,901 | 2,105 | 1,871 | 15 | 18 | 11 | 16 | 6 | 12 |
| Acoma..... | 691 | 689 | 5 | | 347 | 344 | 345 | 341 | 2 | 3 | 2 | 3 | | |
| Cochiti..... | 237 | 237 | | | 131 | 108 | 131 | 106 | | | | | | |
| Laguna..... | 1,472 | 1,427 | 27 | 18 | 756 | 716 | 738 | 689 | 12 | 15 | 8 | 13 | 6 | 12 |
| San Felipe..... | 490 | 489 | 1 | | 272 | 218 | 271 | 218 | 1 | | 1 | | | |
| Santa Ana..... | 211 | 211 | | | 125 | 86 | 125 | 86 | | | | | | |
| Santo Domingo..... | 817 | 817 | | | 494 | 393 | 494 | 393 | | | | | | |
| Sia..... | 109 | 109 | | | 61 | 48 | 61 | 48 | | | | | | |
| KIOWAN STOCK..... | 1,126 | 818 | 296 | 12 | 536 | 590 | 373 | 445 | 159 | 137 | 159 | 137 | 4 | 8 |
| Kiowa..... | 1,126 | 818 | 296 | 12 | 536 | 590 | 373 | 445 | 159 | 137 | 159 | 137 | 4 | 8 |
| KUSAN STOCK..... | 93 | 35 | 58 | | 51 | 42 | 16 | 19 | 35 | 23 | 35 | 23 | | |
| Kusa..... | 93 | 35 | 58 | | 51 | 42 | 16 | 19 | 35 | 23 | 35 | 23 | | |
| KUTENAIAN STOCK..... | 538 | 255 | 283 | | 286 | 252 | 130 | 125 | 156 | 127 | 156 | 127 | | |
| Kutenai..... | 538 | 255 | 283 | | 286 | 252 | 130 | 125 | 156 | 127 | 156 | 127 | | |
| LUTUAMIAN STOCK..... | 978 | 657 | 320 | 1 | 468 | 510 | 297 | 360 | 170 | 150 | 155 | 139 | 1 | |
| Klamath..... | 696 | 459 | 236 | 1 | 334 | 362 | 209 | 250 | 124 | 112 | 109 | 101 | 1 | |
| Modoc..... | 282 | 198 | 84 | | 134 | 148 | 88 | 110 | 46 | 38 | 40 | 38 | | |
| MAIDU STOCK..... | 1,100 | 544 | 541 | 15 | 568 | 532 | 269 | 275 | 290 | 251 | 280 | 245 | 9 | 6 |
| Maidu..... | 1,100 | 544 | 541 | 15 | 568 | 532 | 269 | 275 | 290 | 251 | 280 | 245 | 9 | 6 |
| MIWOK STOCK..... | 699 | 343 | 355 | 1 | 340 | 359 | 163 | 180 | 177 | 178 | 176 | 178 | | 1 |
| Marin..... | 22 | 4 | 18 | | 14 | 8 | 3 | 1 | 11 | 7 | 11 | 7 | | |
| Middle Town..... | 7 | 4 | 3 | | 3 | 4 | 1 | 3 | 2 | 1 | 2 | 1 | | |
| Miwok..... | 670 | 335 | 334 | 1 | 323 | 347 | 159 | 176 | 164 | 170 | 163 | 170 | | 1 |
| MUSKHOGEAN STOCK..... | 29,191 | 13,625 | 15,321 | 245 | 14,727 | 14,404 | 6,853 | 6,772 | 7,743 | 7,578 | 6,898 | 6,825 | 131 | 114 |
| Alibamu..... | 298 | 288 | 6 | 4 | 144 | 154 | 138 | 150 | 3 | 3 | | | 3 | 1 |
| Chickasaw..... | 4,204 | 1,128 | 3,075 | 1 | 2,061 | 2,143 | 514 | 614 | 1,546 | 1,529 | 1,450 | 1,431 | 1 | |
| Choctaw..... | 15,917 | 7,094 | 8,715 | 108 | 8,118 | 7,799 | 3,698 | 3,396 | 4,363 | 4,352 | 4,069 | 4,080 | 57 | 51 |
| Creek..... | 6,945 | 3,730 | 3,131 | 84 | 3,468 | 3,477 | 1,817 | 1,913 | 1,609 | 1,622 | 1,287 | 1,240 | 42 | 42 |
| Koasati..... | 98 | 96 | 2 | | 45 | 53 | 45 | 51 | | 2 | | | | |
| Seminole..... | 1,729 | 1,289 | 392 | 48 | 891 | 838 | 641 | 648 | 222 | 170 | 92 | 72 | 28 | 20 |
| PIMAN STOCK..... | 8,607 | 8,344 | 167 | 96 | 4,467 | 4,140 | 4,316 | 4,028 | 101 | 66 | 100 | 66 | 50 | 46 |
| Mayo..... | 40 | 35 | 5 | | 18 | 22 | 13 | 22 | 5 | | | | | |
| Opata..... | 5 | 5 | | | 3 | 2 | 3 | 2 | | | 5 | | | |
| Papago..... | 3,798 | 3,703 | 55 | 40 | 1,947 | 1,851 | 1,900 | 1,803 | 27 | 28 | 20 | 28 | 20 | 20 |
| Pima..... | 4,236 | 4,175 | 19 | 42 | 2,198 | 2,038 | 2,163 | 2,012 | 14 | 5 | 14 | 5 | 21 | 21 |
| Yaqui..... | 528 | 426 | 88 | 14 | 301 | 227 | 237 | 189 | 55 | 33 | 55 | 33 | 9 | 5 |
| POMO STOCK..... | 1,193 | 907 | 220 | 66 | 603 | 590 | 458 | 449 | 112 | 108 | 106 | 103 | 33 | 33 |
| Clear Lake..... | 193 | 127 | 54 | 12 | 99 | 94 | 67 | 60 | 28 | 26 | 28 | 26 | 4 | 8 |
| Gyromehro..... | 33 | 19 | 13 | 1 | 12 | 21 | 8 | 11 | 3 | 3 | 3 | 7 | 1 | |
| Little Lake..... | 94 | 59 | 35 | | 45 | 49 | 30 | 29 | 15 | 20 | 15 | 20 | | |
| Lower Lake..... | 96 | 95 | 1 | | 50 | 46 | 49 | 46 | 1 | | 1 | | | |
| Pomo..... | 777 | 607 | 117 | 53 | 397 | 380 | 304 | 303 | 65 | 52 | 59 | 50 | 28 | 25 |
| SALINAN STOCK..... | 16 | 14 | 2 | | 9 | 7 | 7 | 7 | 2 | | 2 | | | |
| San Antonio..... | 16 | 14 | 2 | | 9 | 7 | 7 | 7 | 2 | | 2 | | | |
| SALISHAN STOCK..... | 7,833 | 5,006 | 2,746 | 81 | 4,017 | 3,816 | 2,491 | 2,515 | 1,485 | 1,261 | 1,454 | 1,233 | 41 | 40 |
| Bellaacoola..... | 2 | 1 | 1 | | | 2 | | 1 | | 1 | | 1 | | |
| Chehalis..... | 232 | 201 | 81 | | 149 | 133 | 114 | 87 | 35 | 46 | 35 | 46 | | |
| Clallam..... | 398 | 252 | 146 | | 213 | 185 | 126 | 126 | 87 | 59 | 81 | 51 | | |
| Cosur d'Alene..... | 293 | 236 | 34 | 23 | 159 | 134 | 123 | 113 | 22 | 12 | 21 | 12 | 14 | 9 |
| Columbia..... | 385 | 292 | 88 | 5 | 199 | 186 | 153 | 139 | 44 | 44 | 43 | 44 | | 3 |
| Colville..... | 785 | 345 | 437 | 3 | 418 | 367 | 170 | 175 | 247 | 190 | 242 | 186 | 1 | 2 |
| Comox..... | 1 | 1 | | | | | | 1 | | | | | | |
| Cowichan..... | 62 | 30 | 32 | | 29 | 33 | | 11 | | 18 | | 15 | | |
| Cowlitz..... | 105 | 47 | 58 | | 58 | 47 | 22 | 25 | 36 | 14 | 31 | 22 | | |

STOCKS AND TRIBES, BY SEX, AGE, AND BLOOD.

NUMBER OF INDIANS REPORTED ON SPECIAL INDIAN SCHEDULE, CLASSIFIED BY LINGUISTIC STOCKS AND TRIBES AND BY SEX AND PURITY OF BLOOD: 1910—Continued.

Table 50—Continued.

INDIANS REPORTED ON SPECIAL SCHEDULE: 1910.

| STOCK AND TRIBE. | Total number. | Full blood. | Mixed blood. | Blood not reported. | Distribution by sex. | | | | | | | | | |
|------------------|---------------|-------------|--------------|---------------------|----------------------|---------|-------------|---------|--------------|---------|-------------------|---------|---------------------|---------|
| | | | | | Total number. | | Full blood. | | Mixed blood. | | | | Blood not reported. | |
| | | | | | | | | | Total. | | White and Indian. | | | |
| | | | | | Male. | Female. | Male. | Female. | Male. | Female. | Male. | Female. | Male. | Female. |

UNITED STATES—Continued.

| | | | | | | | | | | | | | | |
|------------------------------|---------------|---------------|--------------|------------|--------------|--------------|--------------|--------------|------------|------------|------------|------------|------------|------------|
| SALISHAN STOCK—Contd. | | | | | | | | | | | | | | |
| Dwamish..... | 20 | 18 | 2 | | 13 | 7 | 11 | 7 | 2 | | 2 | | | |
| Flathead..... | 436 | 206 | 280 | | 236 | 250 | 101 | 105 | 135 | 145 | 135 | 145 | | |
| Kalispel..... | 504 | 361 | 202 | 1 | 291 | 273 | 184 | 177 | 106 | 96 | 105 | 95 | 1 | |
| Lummi..... | 353 | 200 | 153 | | 184 | 169 | 94 | 106 | 90 | 63 | 83 | 58 | | |
| Methow..... | 14 | 14 | | | 7 | 7 | 7 | 7 | | | | | | |
| Muckleshoot..... | 194 | 153 | 39 | 2 | 104 | 90 | 84 | 69 | 19 | 20 | 18 | 19 | 1 | 1 |
| Nespolim..... | 46 | 43 | 3 | | 22 | 24 | 21 | 22 | 1 | 2 | 1 | 2 | | |
| Nisquall..... | 137 | 110 | 26 | 1 | 69 | 68 | 54 | 56 | 14 | 12 | 14 | 12 | 1 | |
| Nooksak..... | 85 | 72 | 13 | | 51 | 34 | 43 | 29 | 8 | 5 | 8 | 5 | | |
| Okinagan..... | 272 | 121 | 135 | 16 | 196 | 130 | 56 | 65 | 73 | 62 | 71 | 61 | 7 | 9 |
| Pisquow..... | 62 | 62 | | | 21 | 31 | 21 | 31 | | | | | | |
| Puyallup..... | 303 | 178 | 110 | 6 | 151 | 152 | 87 | 91 | 62 | 57 | 62 | 57 | 2 | 4 |
| Quinalt..... | 288 | 219 | 69 | | 153 | 135 | 111 | 108 | 42 | 27 | 42 | 27 | | |
| Sanpoll..... | 240 | 180 | 41 | 19 | 114 | 126 | 87 | 93 | 18 | 23 | 17 | 20 | 9 | 10 |
| Sauswap..... | 9 | 1 | 8 | | 5 | 4 | | 1 | 5 | 3 | 5 | 3 | | |
| Skagit..... | 56 | 28 | 28 | | 31 | 25 | 18 | 10 | 13 | 15 | 13 | 15 | | |
| Skokomish..... | 195 | 130 | 65 | | 86 | 109 | 52 | 78 | 34 | 31 | 34 | 31 | | |
| Snohomish..... | 604 | 472 | 190 | 2 | 343 | 321 | 233 | 239 | 108 | 82 | 108 | 82 | 2 | |
| Snoqualm..... | 93 | 70 | 23 | | 48 | 45 | 33 | 37 | 15 | 8 | 15 | 8 | | |
| Songish..... | 23 | 15 | 8 | | 15 | 8 | 7 | 8 | | | | | | |
| Spokan..... | 643 | 409 | 233 | 1 | 301 | 342 | 185 | 224 | 115 | 118 | 115 | 118 | 1 | |
| Squaxon..... | 44 | 34 | 10 | | 22 | 22 | 17 | 17 | 5 | 5 | 5 | 5 | | |
| Squamish..... | 307 | 177 | 130 | | 163 | 144 | 92 | 85 | 71 | 59 | 70 | 57 | | |
| Swinomish..... | 333 | 279 | 54 | | 178 | 155 | 142 | 137 | 36 | 18 | 36 | 16 | | |
| Tillamook..... | 25 | 22 | 1 | 2 | 13 | 12 | 12 | 10 | 1 | | 1 | | | 2 |
| Twana..... | 61 | 31 | 30 | | 29 | 32 | 19 | 12 | 10 | 20 | 10 | 20 | | |
| Not reported..... | 13 | 6 | 7 | | 6 | 7 | 1 | 5 | 5 | 2 | 5 | 2 | | |
| SALISHAN STOCK—Contd. | 4,391 | 3,372 | 998 | 21 | 2,085 | 2,306 | 1,563 | 1,809 | 509 | 489 | 498 | 479 | 13 | 8 |
| SHANAPTIAN STOCK..... | | | | | | | | | | | | | | |
| Klikitat..... | 405 | 335 | 64 | 6 | 190 | 215 | 155 | 180 | 31 | 33 | 28 | 30 | 4 | 2 |
| Nox Percés..... | 1,259 | 970 | 270 | 13 | 626 | 633 | 470 | 500 | 147 | 129 | 147 | 129 | 9 | 4 |
| Paloo..... | 82 | 77 | 5 | | 38 | 44 | 35 | 42 | 3 | 2 | | | | |
| Topnish..... | 47 | 47 | | | 21 | 26 | 21 | 26 | | | | | | |
| Umatilla..... | 272 | 219 | 53 | | 114 | 158 | 87 | 132 | 27 | 26 | 27 | 26 | | |
| Wallawalla..... | 397 | 126 | 271 | | 204 | 193 | 66 | 60 | 138 | 133 | 136 | 130 | | |
| Warm Springs..... | 560 | 538 | 12 | | 255 | 295 | 250 | 238 | 5 | 7 | 5 | 7 | | |
| Yakima..... | 1,302 | 1,043 | 317 | 2 | 632 | 780 | 474 | 569 | 158 | 159 | 155 | 157 | | 2 |
| Not reported..... | 17 | 17 | | | 5 | 12 | 5 | | | | | | | |
| SHANAPTIAN STOCK..... | 1,578 | 1,162 | 413 | 3 | 757 | 821 | 557 | 605 | 198 | 215 | 186 | 207 | 2 | 1 |
| SHASTAN STOCK..... | | | | | | | | | | | | | | |
| Hat Creek..... | 240 | 220 | 20 | | 129 | 111 | 120 | 100 | 9 | 11 | 9 | 11 | | |
| Pit River..... | 985 | 841 | 144 | | 499 | 516 | 400 | 441 | 69 | 75 | 69 | 73 | | |
| Shasta..... | 353 | 101 | 249 | 3 | 159 | 194 | 37 | 64 | 120 | 129 | 108 | 123 | 2 | 1 |
| SHASTAN STOCK..... | 1,578 | 1,162 | 413 | 3 | 757 | 821 | 557 | 605 | 198 | 215 | 186 | 207 | 2 | 1 |
| SHOSHONEAN STOCK..... | | | | | | | | | | | | | | |
| Bannock..... | 413 | 323 | 90 | | 214 | 199 | 169 | 154 | 45 | 45 | 45 | 45 | | |
| Chemehuevi..... | 355 | 315 | 40 | | 177 | 178 | 156 | 159 | 21 | 19 | 21 | 18 | | |
| Comanche..... | 1,171 | 730 | 407 | 28 | 590 | 581 | 362 | 374 | 214 | 193 | 211 | 188 | 14 | 14 |
| Gabrieleño..... | 11 | | 11 | | 5 | 6 | | 5 | 5 | 6 | 5 | 6 | | |
| Hopi..... | 2,093 | 2,000 | 93 | | 1,061 | 948 | 1,059 | 947 | 2 | 1 | 2 | 1 | | |
| Juano..... | 16 | 8 | 8 | | 8 | 8 | 5 | 3 | 3 | 5 | 3 | 5 | | |
| Kawaisu..... | 23 | 23 | | | 11 | 12 | 11 | 12 | | | | | | |
| Kawia..... | 755 | 702 | 52 | 1 | 419 | 336 | 398 | 304 | 21 | 31 | 19 | 30 | | 1 |
| Korn River..... | 105 | 77 | 28 | | 50 | 55 | 33 | 44 | 17 | 11 | 17 | 11 | | |
| Mono..... | 1,448 | 1,215 | 233 | 10 | 688 | 760 | 564 | 651 | 118 | 105 | 118 | 105 | 6 | 4 |
| Pahvant..... | 790 | 674 | 116 | | 413 | 367 | 357 | 317 | 40 | 38 | 40 | 37 | 16 | 12 |
| Paiute..... | 37 | 37 | | | 18 | 19 | 18 | 19 | | | | | | |
| Panamint..... | 10 | 9 | 1 | | 2 | 8 | 2 | 7 | | | | | | |
| Paviotso..... | 3,038 | 2,664 | 227 | 147 | 1,483 | 1,555 | 1,296 | 1,368 | 112 | 115 | 106 | 109 | 75 | 72 |
| San Luiseno..... | 407 | 351 | 115 | 1 | 239 | 223 | 178 | 173 | 60 | 55 | 60 | 55 | 1 | |
| Serrano..... | 118 | 89 | 28 | 1 | 62 | 56 | 47 | 42 | 14 | 14 | 14 | 14 | 1 | |
| Shoshoni..... | 3,840 | 3,329 | 505 | 6 | 1,987 | 1,873 | 1,699 | 1,630 | 264 | 241 | 263 | 241 | 4 | 2 |
| Tehachapi..... | 2 | 2 | | | 2 | 2 | | 2 | | | | | | |
| Ute ¹ | 2,244 | 2,112 | 112 | 20 | 1,211 | 1,033 | 1,144 | 968 | 56 | 56 | 46 | 48 | 11 | 9 |
| SHOSHONEAN STOCK..... | 16,842 | 14,672 | 1,928 | 242 | 8,620 | 8,222 | 7,500 | 7,172 | 992 | 936 | 970 | 914 | 128 | 114 |
| SIOUAN STOCK..... | | | | | | | | | | | | | | |
| Assiniboin..... | 1,253 | 793 | 447 | 13 | 643 | 610 | 393 | 400 | 244 | 203 | 243 | 193 | 6 | 7 |
| Catawba..... | 124 | 11 | 113 | | 68 | 55 | 6 | 5 | 62 | 51 | 62 | 51 | | |
| Crow..... | 1,799 | 1,242 | 396 | 161 | 903 | 896 | 616 | 626 | 202 | 194 | 188 | 184 | 85 | 76 |
| Hidatsa..... | 547 | 418 | 129 | | 283 | 259 | 228 | 190 | 60 | 69 | 60 | 69 | | |
| Iowa..... | 244 | 59 | 185 | | 127 | 117 | 31 | 28 | 96 | 89 | 94 | 89 | | |
| Kansa..... | 238 | 71 | 167 | | 133 | 105 | 46 | 25 | 87 | 80 | 87 | 80 | | |
| Mandan..... | 209 | 165 | 44 | | 107 | 102 | 80 | 85 | 27 | 17 | 27 | 17 | | |
| Missouri..... | 13 | 8 | 5 | | 8 | 5 | 5 | 3 | 3 | 2 | 3 | 2 | | |
| Omaha..... | 1,105 | 885 | 144 | 76 | 566 | 539 | 449 | 438 | 80 | 64 | 80 | 64 | 37 | 39 |
| Osage..... | 1,373 | 691 | 770 | 3 | 713 | 660 | 307 | 284 | 406 | 373 | 394 | 365 | | 3 |
| Oto..... | 332 | 211 | 121 | | 181 | 151 | 112 | 99 | 69 | 52 | 65 | 49 | | |
| Ponca..... | 875 | 461 | 408 | 6 | 432 | 443 | 224 | 237 | 205 | 203 | 185 | 184 | 3 | 3 |
| Quapaw..... | 231 | 63 | 118 | 50 | 115 | 116 | 26 | 37 | 63 | 55 | 62 | 54 | 26 | 24 |
| Santee Sioux..... | 1,539 | 799 | 740 | | 782 | 757 | 385 | 414 | 397 | 343 | 381 | 333 | | |
| Sioux..... | 996 | 494 | 477 | 25 | 552 | 444 | 271 | 223 | 208 | 208 | 266 | 208 | 12 | 13 |

¹ Includes Capote Ute, Grand River Ute, Moache Ute, Southern Ute, Uinta Ute, Uncompahgre Ute, White River Ute, and Winiuchi Ute.

INDIANS IN THE UNITED STATES.

NUMBER OF INDIANS REPORTED ON SPECIAL INDIAN SCHEDULE, CLASSIFIED BY LINGUISTIC STOCKS AND TRIBES AND BY SEX AND PURITY OF BLOOD: 1910—Continued.

Table 50—Continued.

INDIANS REPORTED ON SPECIAL SCHEDULE: 1910.

| STOCK AND TRIBE. | Total number. | Full blood. | Mixed blood. | Blood not reported. | Distribution by sex. | | | | | | | | | |
|------------------|---------------|-------------|--------------|---------------------|----------------------|---------|-------------|---------|--------------|---------|-------------------|---------|---------------------|---------|
| | | | | | Total number. | | Full blood. | | Mixed blood. | | | | Blood not reported. | |
| | | | | | | | | | Total. | | White and Indian. | | | |
| | | | | | Male. | Female. | Male. | Female. | Male. | Female. | Male. | Female. | Male. | Female. |

UNITED STATES—Continued.

| | | | | | | | | | | | | | | |
|------------------------|--------|--------|-------|-------|-------|-------|-------|-------|-------|-------|-------|-------|-------|-------|
| SIOUAN STOCK—Contd. | | | | | | | | | | | | | | |
| Sisseton Sioux..... | 2,514 | 1,631 | 876 | 7 | 1,278 | 1,236 | 801 | 830 | 474 | 402 | 469 | 394 | 3 | 4 |
| Teton Sioux..... | 14,284 | 10,598 | 3,551 | 135 | 7,100 | 7,184 | 5,235 | 5,363 | 1,796 | 1,755 | 1,768 | 1,740 | 69 | 66 |
| Brule Sioux..... | 806 | 593 | 212 | 1 | 415 | 391 | 300 | 293 | 115 | 97 | 108 | 92 | 1 | 1 |
| Hunkpapa Sioux..... | 1,072 | 954 | 109 | 9 | 525 | 547 | 471 | 483 | 50 | 59 | 50 | 59 | 4 | 5 |
| Minniconjou Sioux..... | 397 | 353 | 33 | 11 | 186 | 211 | 166 | 187 | 15 | 18 | 15 | 18 | 5 | 6 |
| Oglaia Sioux..... | 6,045 | 4,168 | 1,794 | 83 | 3,018 | 3,027 | 2,094 | 2,074 | 879 | 915 | 867 | 909 | 45 | 38 |
| Sans Arc Sioux..... | 222 | 64 | 152 | 6 | 110 | 112 | 27 | 37 | 81 | 71 | 81 | 71 | 2 | 4 |
| Sihasapa..... | 485 | 333 | 143 | 9 | 243 | 242 | 165 | 168 | 74 | 60 | 73 | 67 | 4 | 5 |
| Two Kettle Sioux..... | 203 | 143 | 146 | 4 | 109 | 124 | 79 | 64 | 88 | 58 | 87 | 58 | 2 | 2 |
| Other Teton Sioux..... | 4,964 | 3,990 | 962 | 12 | 2,434 | 2,530 | 1,933 | 2,057 | 494 | 468 | 487 | 466 | 7 | 5 |
| Winnebago..... | 1,820 | 1,543 | 277 | | 918 | 902 | 769 | 774 | 149 | 128 | 149 | 127 | | |
| Yankton Sioux..... | 2,088 | 1,348 | 718 | 22 | 988 | 1,100 | 636 | 712 | 343 | 375 | 327 | 356 | 9 | 13 |
| Yanktonai Sioux..... | 1,357 | 1,144 | 210 | 3 | 639 | 718 | 537 | 607 | 101 | 109 | 94 | 104 | 1 | 2 |
| TAKELMAN STOCK..... | | | | | | | | | | | | | | |
| Takelma..... | 1 | | 1 | | 1 | | | | 1 | | 1 | | | |
| TANOAN STOCK..... | | | | | | | | | | | | | | |
| Isleta..... | 956 | 894 | 28 | 34 | 497 | 459 | 464 | 430 | 14 | 14 | 14 | 14 | 19 | 15 |
| Jemez..... | 499 | 499 | | | 281 | 218 | 281 | 218 | | | | | | |
| Nambe..... | 88 | 75 | 13 | | 45 | 43 | 38 | 37 | 7 | 6 | 7 | 6 | | |
| Pecos..... | 10 | 10 | | | 6 | 4 | 6 | 4 | | | | | | |
| Flouris..... | 104 | 92 | 12 | | 50 | 54 | 42 | 50 | 8 | 4 | 8 | 4 | | |
| Pojarque..... | 16 | 10 | 6 | | 7 | 9 | 4 | 6 | 3 | 3 | 3 | 3 | | |
| San Idefonso..... | 123 | 118 | 5 | | 57 | 66 | 55 | 63 | 2 | 3 | 2 | 3 | | |
| San Juan..... | 387 | 382 | 5 | | 205 | 182 | 204 | 178 | 1 | 4 | 1 | 4 | | |
| Sandia..... | 73 | 73 | | | 39 | 34 | 39 | 34 | | | | | | |
| Santa Clara..... | 277 | 268 | 9 | | 134 | 143 | 129 | 139 | 5 | 4 | 5 | 4 | | |
| Taos..... | 517 | 509 | 8 | | 272 | 245 | 268 | 241 | 4 | 4 | 4 | 4 | | |
| Tesuque..... | 77 | 62 | 15 | | 37 | 40 | 29 | 33 | 8 | 7 | 8 | 7 | | |
| Not reported..... | 13 | 13 | | | 6 | 7 | 6 | 7 | | | | | | |
| TARASCAN STOCK..... | | | | | | | | | | | | | | |
| Tlingit Stock..... | 32 | 7 | 25 | | 21 | 11 | 6 | 1 | 15 | 10 | 15 | 10 | | |
| Auk..... | 2 | | 2 | | 1 | 1 | | | 1 | 1 | 1 | 1 | | |
| Chilkat..... | 4 | | 4 | | 4 | | | | 4 | | 4 | | | |
| Kake..... | 3 | | 3 | | 1 | 2 | | | 1 | 2 | 1 | 2 | | |
| Not reported..... | 23 | 7 | 16 | | 15 | 8 | 6 | 1 | 9 | 7 | 9 | 7 | | |
| TONEAWAN STOCK..... | | | | | | | | | | | | | | |
| Tonkawa..... | 42 | 41 | 1 | | 25 | 17 | 24 | 17 | 1 | | 1 | | | |
| TSMISHIAN STOCK..... | | | | | | | | | | | | | | |
| Tsimshian..... | 51 | 11 | 40 | | 31 | 20 | 9 | 2 | 22 | 18 | 22 | 18 | | |
| TUNICAN STOCK..... | | | | | | | | | | | | | | |
| Tunica..... | 43 | 18 | 25 | | 25 | 18 | 9 | 9 | 16 | 9 | 9 | 5 | | |
| WAILLATPUAN STOCK..... | | | | | | | | | | | | | | |
| Cayuse..... | 298 | 254 | 43 | 1 | 139 | 159 | 117 | 137 | 21 | 22 | 21 | 22 | 1 | |
| Molala..... | 31 | 14 | 17 | | 21 | 10 | 8 | 6 | 13 | 4 | 13 | 4 | | |
| WAKASHIAN STOCK..... | | | | | | | | | | | | | | |
| Kitamat..... | 1 | | 1 | | | 1 | | | | 1 | | 1 | | |
| Kwakwiltl..... | 1 | 1 | | | 1 | | | | | | | | | |
| Makah..... | 360 | 342 | 18 | | 185 | 175 | 177 | 165 | 8 | 10 | 7 | 10 | | |
| Nootka..... | 15 | 13 | 2 | | 5 | 10 | 4 | 9 | 1 | 1 | 1 | 1 | | |
| Not reported..... | 11 | 5 | 6 | | 4 | 7 | 1 | 4 | 3 | 3 | 3 | 3 | | |
| WASHOAN STOCK..... | | | | | | | | | | | | | | |
| Washo..... | 819 | 643 | 170 | 6 | 414 | 405 | 335 | 308 | 74 | 96 | 73 | 95 | 5 | 1 |
| WINTUN STOCK..... | | | | | | | | | | | | | | |
| Nomelaki..... | 125 | 51 | 74 | | 66 | 59 | 22 | 29 | 44 | 30 | 43 | 29 | | |
| Patwin..... | 188 | 110 | 21 | 55 | 105 | 81 | 68 | 42 | 81 | 11 | 10 | 11 | 27 | 28 |
| Wintun..... | 399 | 121 | 278 | | 211 | 188 | 66 | 55 | 145 | 133 | 143 | 126 | | |

STOCKS AND TRIBES, BY SEX, AGE, AND BLOOD.

NUMBER OF INDIANS REPORTED ON SPECIAL INDIAN SCHEDULE, CLASSIFIED BY LINGUISTIC STOCKS AND TRIBES AND BY SEX AND PURITY OF BLOOD: 1910—Continued.

Table 50—Continued.

| STOCK AND TRIBE. | INDIANS REPORTED ON SPECIAL SCHEDULE: 1910. | | | | | | | | | | | | | |
|---------------------------------|---|-------------|--------------|---------------------|----------------------|---------|-------------|---------|--------------|-------|-------------------|-------|---------------------|---------|
| | Total number. | Full blood. | Mixed blood. | Blood not reported. | Distribution by sex. | | | | | | | | | |
| | | | | | Total number. | | Full blood. | | Mixed blood. | | | | Blood not reported. | |
| | | | | | Male. | Female. | Male. | Female. | Total. | | White and Indian. | | Male. | Female. |
| | | | | Male. | Female. | Male. | Female. | Male. | Female. | Male. | Female. | Male. | Female. | |
| UNITED STATES—Continued. | | | | | | | | | | | | | | |
| Wiyat stock..... | 152 | 71 | 81 | | 92 | 60 | 38 | 33 | 54 | 27 | 54 | 27 | | |
| Humboldt Bay...? | 152 | 71 | 81 | | 92 | 60 | 38 | 33 | 54 | 27 | 54 | 27 | | |
| YAKONAN STOCK..... | 55 | 30 | 25 | | 26 | 29 | 11 | 19 | 15 | 10 | 15 | 10 | | |
| Alsea..... | 29 | 18 | 11 | | 15 | 14 | 10 | 8 | 5 | 6 | 5 | 6 | | |
| Siuslaw..... | 7 | 7 | | | 1 | 6 | 1 | 6 | | | | | | |
| Yaquina..... | 19 | 5 | 14 | | 10 | 9 | | 5 | 10 | 4 | 10 | 4 | | |
| YANAN STOCK..... | 39 | 26 | 13 | | 22 | 17 | 14 | 12 | 8 | 5 | 8 | 5 | | |
| Yana..... | 39 | 26 | 13 | | 22 | 17 | 14 | 12 | 8 | 5 | 8 | 5 | | |
| YOKUTS STOCK..... | 533 | 401 | 104 | 28 | 280 | 253 | 206 | 195 | 64 | 40 | 64 | 39 | 10 | 18 |
| Choinimni..... | 18 | 7 | 1 | 10 | 6 | 12 | 4 | 3 | 1 | | 1 | | 1 | 9 |
| Chookiminh..... | 4 | 3 | 1 | | 2 | 2 | 1 | 2 | 1 | | 1 | | | |
| Chukohansi..... | 144 | 85 | 56 | 3 | 70 | 74 | 33 | 52 | 36 | 20 | 36 | 20 | 1 | 2 |
| Kashowco..... | 4 | 2 | 2 | | 1 | 3 | | 2 | 1 | 1 | 1 | 1 | | |
| Tachi..... | 27 | 23 | 4 | | 13 | 14 | 11 | 12 | 2 | 2 | 2 | 2 | | |
| Wechikhit..... | 6 | 6 | | | 3 | 3 | 3 | 3 | | | | | | |
| Wikehamni..... | 25 | 17 | 5 | 3 | 13 | 12 | 9 | 8 | 2 | 3 | 2 | 3 | 2 | 1 |
| Yokuts..... | 302 | 255 | 36 | 12 | 172 | 130 | 145 | 110 | 21 | 14 | 21 | 13 | 6 | 6 |
| Yowdanohi..... | 3 | 3 | | | | 3 | | 3 | | | | | | |
| YUCHEAN STOCK..... | 78 | 61 | 17 | | 52 | 26 | 39 | 22 | 13 | 4 | 9 | 1 | | |
| Yuchi..... | 78 | 61 | 17 | | 52 | 26 | 39 | 22 | 13 | 4 | 9 | 1 | | |
| YUKLIAN STOCK..... | 198 | 138 | 59 | 1 | 88 | 110 | 54 | 84 | 33 | 26 | 33 | 25 | 1 | |
| Coast Yuki..... | 15 | 14 | 1 | | 5 | 10 | 4 | 10 | 1 | | 1 | | | |
| Redwood..... | 15 | 7 | 8 | | 11 | 4 | 5 | 2 | 6 | 2 | 6 | 2 | | |
| Wappo..... | 73 | 45 | 27 | 1 | 32 | 41 | 18 | 27 | 13 | 14 | 13 | 14 | 1 | |
| Yuki..... | 95 | 72 | 23 | | 40 | 55 | 27 | 45 | 13 | 10 | 13 | 9 | | |
| YUMAN STOCK..... | 4,279 | 4,000 | 221 | 58 | 2,301 | 1,978 | 2,149 | 1,851 | 123 | 98 | 120 | 96 | 29 | 29 |
| Cocopa..... | 245 | 243 | 2 | | 130 | 115 | 130 | 113 | | 2 | | 2 | | |
| Dieguano..... | 756 | 555 | 171 | | 408 | 348 | 312 | 273 | 96 | 75 | 90 | 75 | | |
| Havasupai..... | 174 | 174 | | | 100 | 74 | 100 | 74 | | | | | | |
| Maricopa..... | 368 | 367 | 2 | 17 | 195 | 101 | 139 | 178 | 2 | | 2 | | 4 | 13 |
| Mohave..... | 1,038 | 1,038 | 9 | 11 | 535 | 473 | 572 | 466 | 3 | 6 | 3 | 6 | 10 | 1 |
| Walapai..... | 501 | 485 | 16 | | 271 | 230 | 262 | 223 | 9 | 7 | 8 | 6 | | |
| Yavapai..... | 289 | 256 | 5 | 28 | 156 | 133 | 137 | 119 | 4 | 1 | 3 | 6 | 15 | 13 |
| Yuma..... | 834 | 816 | 16 | 2 | 435 | 399 | 426 | 390 | 9 | 7 | 8 | 7 | | 2 |
| Yuma Apache..... | 24 | 24 | | | 15 | 9 | 15 | 9 | | | | | | |
| Not reported..... | 12 | 12 | | | 6 | 6 | 6 | 6 | | | | | | |
| YUOK STOCK..... | 668 | 528 | 140 | | 327 | 341 | 246 | 282 | 81 | 59 | 78 | 56 | | |
| Weitspec..... | 668 | 528 | 140 | | 327 | 341 | 246 | 282 | 81 | 59 | 78 | 56 | | |
| ZAPOTECAN STOCK..... | 1 | 1 | | | | 1 | | 1 | | | | | | |
| ZUNIAN STOCK..... | 1,667 | 1,652 | 15 | | 870 | 797 | 859 | 793 | 11 | 4 | 11 | 4 | | |
| Zuni..... | 1,667 | 1,652 | 15 | | 870 | 797 | 859 | 793 | 11 | 4 | 11 | 4 | | |
| Stock or tribe not reported.... | 1,644 | 383 | 1,099 | 162 | 839 | 805 | 202 | 181 | 557 | 542 | 323 | 295 | 80 | 82 |

NUMBER OF INDIANS REPORTED ON SPECIAL INDIAN SCHEDULE, CLASSIFIED BY LINGUISTIC STOCKS AND TRIBES AND BY SEX AND PURITY OF BLOOD: 1910—Continued.

| STOCK AND TRIBE. | INDIANS REPORTED ON SPECIAL SCHEDULE: 1910. | | | | | | | | | | | | |
|----------------------------------|---|-------------|--------------|---------------------|----------------------|---------|-------------|---------|--------------|-------|-------------------|-------|---------------------|
| | Total number. | Full blood. | Mixed blood. | Blood not reported. | Distribution by sex. | | | | | | | | |
| | | | | | Total number. | | Full blood. | | Mixed blood. | | | | Blood not reported. |
| | | | | | Male. | Female. | Male. | Female. | Total. | | White and Indian. | | |
| | | | | | | Male. | Female. | Male. | Female. | Male. | Female. | | |
| ALASKA. | | | | | | | | | | | | | |
| TOTAL | 25,331 | 21,444 | 3,887 | | 12,995 | 12,336 | 11,049 | 10,395 | 1,946 | 1,941 | 1,927 | 1,916 | |
| ALGONQUIAN STOCK | 3 | 1 | 2 | | 2 | 1 | 1 | | 1 | 1 | 1 | 1 | |
| Delaware..... | 3 | 1 | 2 | | 2 | 1 | 1 | | 1 | 1 | 1 | 1 | |
| ATHAPASCAN STOCK | 3,916 | 3,642 | 274 | | 2,009 | 1,907 | 1,875 | 1,767 | 134 | 140 | 134 | 139 | |
| Ahtena..... | 297 | 293 | 4 | | 161 | 138 | 158 | 135 | 3 | 1 | 3 | 1 | |
| Hankutchin..... | 127 | 127 | | | 79 | 48 | 79 | 48 | | | | | |
| Kaiyukhotana..... | 160 | 165 | 5 | | 78 | 82 | 75 | 80 | 3 | 2 | 3 | 2 | |
| Knalakhotana..... | 697 | 672 | 25 | | 380 | 317 | 364 | 308 | 16 | 9 | 16 | 9 | |
| Kutchin..... | 359 | 349 | 10 | | 188 | 171 | 184 | 165 | 4 | 6 | 4 | 6 | |
| Nahane..... | 8 | 2 | 6 | | 5 | 3 | 1 | 1 | 4 | 2 | 4 | 2 | |
| Natsikutchin..... | 177 | 176 | 1 | | 96 | 81 | 96 | 80 | | 1 | | | |
| Tenankutchin..... | 415 | 396 | 19 | | 216 | 199 | 204 | 192 | 12 | 7 | 12 | 7 | |
| Tukkuthkutchin..... | 6 | 3 | 3 | | 1 | 5 | | 3 | 1 | 2 | 1 | 2 | |
| Unakhotana..... | 193 | 170 | 23 | | 98 | 95 | 89 | 81 | 9 | 14 | 9 | 14 | |
| Vuntakutchin..... | 5 | 5 | | | 2 | 3 | 2 | 3 | | | | | |
| Not reported..... | 1,472 | 1,294 | 178 | | 705 | 767 | 623 | 671 | 82 | 96 | 82 | 96 | |
| ESKIMAUVAN STOCK | 14,087 | 12,859 | 1,228 | | 7,310 | 6,777 | 6,066 | 6,193 | 644 | 584 | 637 | 572 | |
| Aleut..... | 1,451 | 999 | 452 | | 758 | 698 | 523 | 476 | 235 | 217 | 234 | 215 | |
| Chinagmiut..... | 320 | 299 | 27 | | 180 | 146 | 165 | 134 | 15 | 12 | 15 | 12 | |
| Inakmiut..... | 782 | 768 | 14 | | 374 | 408 | 360 | 402 | 8 | 6 | 8 | 6 | |
| Iprakmiut..... | 2 | | | | 1 | 1 | 1 | 1 | | | | | |
| Kaialgmiut..... | 192 | 191 | | | 98 | 94 | 98 | 93 | | 1 | | | |
| Kakukamiut..... | 22 | 22 | | | 10 | 12 | 10 | 12 | | | | | |
| Kangmalgmiut..... | 1 | | | | | | | | | | | | |
| Kavagmiut..... | 233 | 209 | 29 | | 120 | 118 | 109 | 100 | 11 | 18 | 11 | 18 | |
| Kekchabukmiut..... | 32 | 32 | | | 16 | 16 | 16 | 16 | | | | | |
| Kinugumiut..... | 594 | 576 | 18 | | 330 | 264 | 322 | 254 | 8 | 10 | 8 | 10 | |
| Kopagmiut..... | 9 | 9 | | | 3 | 6 | 3 | 6 | | | | | |
| Kowagmiut..... | 561 | 546 | 15 | | 301 | 280 | 293 | 253 | 8 | 7 | 8 | 7 | |
| Kukpaungmiut..... | 6 | 6 | | | 4 | 2 | 4 | 2 | | | | | |
| Kunmiut..... | 77 | 77 | | | 43 | 34 | 43 | 34 | | | | | |
| Kusetrimmiut..... | 133 | 125 | 8 | | 82 | 51 | 77 | 48 | | 3 | | 3 | |
| Kuskovakmiut..... | 370 | 361 | 9 | | 212 | 158 | 206 | 155 | 6 | 3 | 6 | 3 | |
| Kuskowik..... | 37 | 36 | 1 | | 18 | 19 | 17 | 19 | | 1 | | | |
| Kuskwogmiut..... | 1,480 | 1,447 | 33 | | 741 | 739 | 723 | 724 | 18 | 15 | 18 | 15 | |
| Magemiut..... | 376 | 376 | | | 176 | 200 | 176 | 200 | | | | | |
| Malemiut..... | 563 | 546 | 17 | | 292 | 271 | 282 | 264 | 10 | 7 | 8 | 6 | |
| Naparktoo..... | 9 | 9 | | | 8 | 1 | 8 | 1 | | | | | |
| Neechuktamiut..... | 25 | 25 | | | 12 | 13 | 12 | 13 | | | | | |
| Nunatogmiut..... | 285 | 277 | 8 | | 158 | 127 | 153 | 124 | 5 | 3 | 5 | 3 | |
| Nunivagmiut..... | 301 | 299 | 2 | | 161 | 140 | 160 | 139 | 1 | 1 | 1 | 1 | |
| Nunochogmiut..... | 158 | 158 | | | 73 | 85 | 73 | 85 | | | | | |
| Nushagamiut..... | 31 | 24 | 7 | | 20 | 11 | 16 | 8 | 4 | 3 | 4 | 3 | |
| Nuwukmiut..... | 81 | 71 | 10 | | 40 | 41 | 34 | 37 | 6 | 4 | 6 | 4 | |
| Pitukmiut..... | 4 | 4 | | | 3 | 1 | 3 | 1 | | | | | |
| Polazamiut..... | 14 | 14 | | | 8 | 6 | 8 | 6 | | | | | |
| Selawgmiut..... | 258 | 258 | | | 140 | 118 | 140 | 118 | | | | | |
| Sidaramiut..... | 5 | 4 | 1 | | 3 | 2 | 2 | 2 | | | | | |
| Tikeramiut..... | 320 | 300 | 20 | | 159 | 161 | 153 | 147 | 6 | 14 | 6 | 14 | |
| Toglagmiut..... | 93 | 89 | 4 | | 52 | 41 | 48 | 41 | 4 | | | | |
| Ukivokmiut..... | 140 | 140 | | | 77 | 63 | 77 | 63 | | | | | |
| Umalgmiut..... | 441 | 421 | 20 | | 221 | 220 | 211 | 210 | 10 | 10 | 10 | 10 | |
| Utklavimmiut..... | 123 | 119 | 4 | | 63 | 60 | 62 | 57 | 1 | 3 | 1 | 3 | |
| Utkamiut..... | 127 | 116 | 11 | | 65 | 62 | 57 | 59 | 8 | 3 | 8 | 3 | |
| Yuit..... | 292 | 290 | 2 | | 149 | 143 | 148 | 142 | 1 | 1 | 1 | 1 | |
| Southern Eskimo..... | 3,650 | 3,186 | 464 | | 1,899 | 1,751 | 1,645 | 1,541 | 254 | 210 | 250 | 204 | |
| Not reported..... | 474 | 423 | 51 | | 237 | 237 | 219 | 204 | 18 | 33 | 18 | 30 | |
| HAIDAN STOCK | 530 | 377 | 153 | | 281 | 249 | 201 | 176 | 80 | 73 | 80 | 73 | |
| Haida..... | 530 | 377 | 153 | | 281 | 249 | 201 | 176 | 80 | 73 | 80 | 73 | |
| TLINGIT STOCK | 4,426 | 3,890 | 536 | | 2,223 | 2,203 | 1,945 | 1,945 | 278 | 258 | 271 | 251 | |
| Ank..... | 267 | 242 | 25 | | 143 | 124 | 132 | 110 | 11 | 14 | 11 | 14 | |
| Chilkat..... | 690 | 629 | 61 | | 350 | 340 | 318 | 311 | 32 | 29 | 32 | 29 | |
| Henrya..... | 214 | 192 | 22 | | 114 | 100 | 101 | 91 | 13 | 9 | 13 | 9 | |
| Huna..... | 625 | 590 | 35 | | 303 | 322 | 286 | 304 | 17 | 18 | 17 | 18 | |
| Hutsnuvu..... | 536 | 498 | 38 | | 268 | 268 | 247 | 251 | 21 | 17 | 21 | 18 | |
| Kake..... | 322 | 276 | 46 | | 163 | 159 | 141 | 135 | 22 | 24 | 22 | 23 | |
| Kuyu..... | 29 | | | | 17 | 12 | 17 | 12 | | | | | |
| Sitka..... | 608 | 527 | 81 | | 295 | 313 | 248 | 279 | 47 | 34 | 46 | 34 | |
| Stikine..... | 189 | 150 | 39 | | 96 | 93 | 72 | 78 | 24 | 15 | 24 | 15 | |
| Taku..... | 142 | 128 | 14 | | 70 | 72 | 62 | 66 | 8 | 6 | 7 | 6 | |
| Tongas..... | 184 | 156 | 28 | | 88 | 96 | 70 | 80 | 12 | 16 | 12 | 16 | |
| Yakutat..... | 307 | 276 | 31 | | 143 | 164 | 151 | 145 | 12 | 19 | 12 | 18 | |
| Not reported..... | 313 | 197 | 116 | | 173 | 140 | 114 | 83 | 59 | 57 | 57 | 56 | |
| TSMISHIAN STOCK | 729 | 615 | 114 | | 384 | 345 | 333 | 282 | 51 | 63 | 51 | 63 | |
| Tsimshian..... | 729 | 615 | 114 | | 384 | 345 | 333 | 282 | 51 | 63 | 51 | 63 | |
| Stock or tribe not reported..... | 1,640 | 60 | 1,580 | | 786 | 854 | 28 | 32 | 758 | 822 | 753 | 817 | |

STOCKS AND TRIBES, BY SEX, AGE, AND BLOOD.

INDIANS IN EACH STOCK AND TRIBE IN THE UNITED STATES, CLASSIFIED ACCORDING TO SEX AND AGE PERIODS, BY MIXTURE OF BLOOD: 1910.

| Table 51 | TRIBE AND MIXTURE OF BLOOD. | Both sexes. | MALE. | | | | FEMALE. | | | | TRIBE AND MIXTURE OF BLOOD. | Both sexes. | MALE. | | | | FEMALE. | | | | | | | | | | |
|--|-----------------------------|-------------|-----------------------|-----------------|---------------|-------------------|-----------------------|-----------------|---------------|-------------------|-----------------------------|-------------|-----------------------|---|---------------|-------------------|-----------------------|-----------------|---------------|-------------------|--|--|--|--|--|--|--|
| | | | To- tal. ¹ | Un- der 20 yrs. | 20 to 50 yrs. | 51 yrs. and over. | To- tal. ¹ | Un- der 20 yrs. | 20 to 50 yrs. | 51 yrs. and over. | | | To- tal. ¹ | Un- der 20 yrs. | 20 to 50 yrs. | 51 yrs. and over. | To- tal. ¹ | Un- der 20 yrs. | 20 to 50 yrs. | 51 yrs. and over. | | | | | | | |
| ALGONQUIAN STOCK. | | | | | | | | | | | | | | ALGONQUIAN STOCK—Continued. | | | | | | | | | | | | | |
| <p>Total..... 40,975 21,004 10,416 7,831 2,722 19,971 10,141 7,082 2,713</p> <p>Full blood..... 18,396 9,257 3,796 3,749 1,689 9,139 3,590 3,635 1,889</p> <p>Pure stock..... 17,925 8,021 3,650 3,673 1,675 8,904 3,467 3,557 1,855</p> <p>Mixed stock (two stocks)..... 352 170 92 66 12 182 86 64 32</p> <p>Stock in part unknown..... 119 66 54 10 2 53 37 14 2</p> <p>Mixed blood..... 22,319 11,608 6,551 4,080 1,016 10,711 6,406 3,400 805</p> <p>White and Indian..... 21,318 11,089 6,314 3,814 954 10,229 6,233 3,237 750</p> <p>Less than one-half white..... 5,555 2,976 1,806 909 200 2,589 1,632 764 191</p> <p>Half white, half Indian..... 7,780 3,982 1,856 1,645 478 3,793 2,000 1,431 362</p> <p>More than one-half white..... 7,804 4,046 2,000 1,228 208 3,768 2,543 1,020 193</p> <p>Unknown proportions, and "Mexican" mixture..... 130 85 46 32 7 84 58 22 4</p> <p>Negro and Indian..... 406 224 32 110 32 185 86 76 23</p> <p>Less than one-half Negro..... 180 109 40 52 17 71 37 28 6</p> <p>Half Negro, half Indian..... 205 103 34 54 15 102 42 43 17</p> <p>More than one-half Negro..... 24 12 8 4 1 12 7 5 1</p> <p>Negro, white, and Indian..... 515 255 127 96 28 280 149 80 30</p> <p>Either white or Negro and Indian..... 6 4 1 2 1 2 2 2 2</p> <p>Mixture unknown..... 71 36 27 8 1 35 26 7 2</p> <p>Blood not reported..... 260 130 69 52 17 121 55 47 19</p> | | | | | | | | | | | | | | <p>BROTHERTON—Contd.</p> <p>Mixed blood..... 132 72 35 33 4 60 37 16 7</p> <p>White and Indian..... 113 59 30 28 3 54 34 13 7</p> <p>Less than one-half white..... 13 8 3 4 1 5 3 1 1</p> <p>Half white, half Indian..... 49 24 8 14 2 25 11 9 5</p> <p>More than one-half white..... 51 27 19 8 1 24 20 3 1</p> <p>Negro and Indian..... 14 10 3 6 1 4 1 3 1</p> <p>Less than one-half Negro..... 12 8 3 4 1 4 1 3 1</p> <p>Half Negro, half Indian..... 2 2 2 2 2 2 2 2 2</p> <p>Negro, white, and Indian..... 5 3 2 1 1 2 2 2 2</p> <p>CHEYENNE..... 3,055 1,510 637 619 252 1,545 505 627 319</p> <p>Full blood..... 2,662 1,310 519 548 241 1,352 492 554 302</p> <p>Full tribal..... 2,507 1,220 462 521 235 1,287 454 534 295</p> <p>Mixed tribal..... 139 80 51 23 6 59 34 18 7</p> <p>Two tribes..... 132 76 47 28 6 56 31 18 7</p> <p>Three or more tribes..... 7 4 4 4 1 3 3 3 1</p> <p>Tribal blood of one parent unknown..... 16 10 6 4 4 6 4 2 2</p> <p>Mixed blood (white and Indian)..... 319 164 101 56 7 155 86 63 6</p> <p>Less than one-half white..... 122 68 54 14 1 54 32 20 2</p> <p>Half white, half Indian..... 106 50 13 31 6 56 20 32 4</p> <p>More than one-half white..... 77 39 31 8 1 38 30 8 1</p> <p>Unknown proportions, and "Mexican" mixture..... 14 7 3 3 1 7 4 3 1</p> <p>Blood not reported..... 74 36 17 15 4 38 17 10 11</p> <p>NORTHERN CHEYENNE..... 1,346 640 285 261 94 706 308 257 141</p> <p>Full blood..... 1,181 550 230 230 90 631 269 234 128</p> <p>Full tribal..... 1,103 507 199 220 88 506 250 221 125</p> <p>Mixed tribal..... 64 35 26 7 2 29 15 11 3</p> <p>Two tribes..... 02 34 25 7 2 28 14 11 3</p> <p>Three or more tribes..... 2 1 1 1 1 1 1 1 1</p> <p>Tribal blood of one parent unknown..... 14 8 5 3 6 4 2 2 2</p> <p>Mixed blood (white and Indian)..... 97 56 38 17 1 41 24 13 4</p> <p>Less than one-half white..... 32 21 17 4 1 12 7 3 1</p> <p>Half white, half Indian..... 25 13 5 7 1 12 3 6 3</p> <p>More than one-half white..... 32 17 14 3 1 15 11 4 1</p> <p>Unknown proportions, and "Mexican" mixture..... 8 5 2 3 3 3 3 3 3</p> <p>Blood not reported..... 68 34 17 14 3 34 15 10 9</p> <p>SOUTHERN CHEYENNE..... 1,522 771 301 319 149 751 246 336 165</p> <p>Full blood..... 1,379 702 263 293 144 677 204 306 163</p> <p>Full tribal..... 1,346 679 248 287 142 667 196 305 162</p> <p>Mixed tribal..... 33 23 15 6 2 10 8 1 1</p> <p>Two tribes..... 31 21 13 6 2 10 8 1 1</p> <p>Three or more tribes..... 2 2 2 2 2 2 2 2 2</p> <p>Mixed blood (white and Indian)..... 139 67 38 25 4 72 40 30 2</p> <p>Less than one-half white..... 78 39 30 9 5 39 24 14 1</p> <p>Half white, half Indian..... 38 18 2 13 3 20 7 12 1</p> <p>More than one-half white..... 17 8 5 3 1 9 8 1 1</p> <p>Unknown proportions ("Mexican" mixture)..... 6 2 1 1 1 4 1 3 1</p> <p>Blood not reported..... 4 2 1 1 1 2 2 2 2</p> <p>CHICKAHOMINY..... 115 58 21 30 7 57 20 21 7</p> <p>Full blood (full tribal)..... 1 1 1 1 1 1 1 1 1</p> <p>Mixed blood..... 114 58 21 30 7 56 29 20 7</p> <p>White and Indian..... 68 31 11 16 4 37 20 12 5</p> <p>Less than one-half white..... 3 1 1 1 1 2 1 1 1</p> <p>Half white, half Indian..... 52 23 8 12 3 29 16 9 4</p> <p>More than one-half white..... 13 7 3 4 1 6 4 2 2</p> <p>Negro and Indian (less than one-half Negro)..... 1 1 1 1 1 1 1 1 1</p> <p>Negro, white, and Indian..... 45 27 10 14 3 18 8 8 2</p> | | | | | | | | | | | | | |
| <p>ABNAKI..... 37 18 4 8 6 19 8 6 5</p> <p>Full blood (full tribal)..... 9 5 2 3 4 1 1 2 2</p> <p>Mixed blood (white and Indian)..... 27 12 4 5 3 15 7 5 3</p> <p>Less than one-half white..... 14 6 3 3 1 8 3 3 2</p> <p>Half white, half Indian..... 9 5 1 1 3 4 4 2 1</p> <p>More than one-half white..... 4 1 1 1 3 2 2 1 1</p> <p>Blood not reported..... 1 1 1 1 1 1 1 1 1</p> <p>ARAPAHO..... 1,419 727 307 312 98 692 303 290 97</p> <p>Full blood..... 1,311 670 271 291 98 641 268 276 97</p> <p>Full tribal..... 1,239 641 257 282 92 628 258 274 94</p> <p>Mixed tribal..... 42 29 14 9 6 13 8 2 3</p> <p>Two tribes..... 40 27 12 9 6 13 8 2 3</p> <p>Three or more tribes..... 2 2 2 2 2 2 2 2 2</p> <p>Mixed blood..... 108 57 36 21 51 37 14 12 12</p> <p>White and Indian..... 101 54 36 18 47 35 12 12 12</p> <p>Less than one-half white..... 53 25 22 3 28 22 6 6 6</p> <p>Half white, half Indian..... 30 17 7 10 13 9 4 4 4</p> <p>More than one-half white..... 10 6 4 2 4 2 2 2 2</p> <p>Unknown proportions ("Mexican" mixture)..... 8 6 3 3 2 2 2 2 2</p> <p>Negro and Indian..... 7 3 3 3 4 2 2 2 2</p> <p>Less than one-half Negro..... 5 3 3 3 2 2 2 2 2</p> <p>Half Negro, half Indian..... 2 2 2 2 2 2 2 2 2</p> <p>BLACKFEET..... 99 54 29 21 4 45 25 10 9</p> <p>Full blood..... 32 15 5 8 2 17 3 7 7</p> <p>Full tribal..... 5 1 1 1 1 4 2 2 2</p> <p>Mixed tribal..... 27 14 5 8 1 13 1 5 7</p> <p>Two tribes..... 20 9 1 8 1 11 1 1 1</p> <p>Three or more tribes..... 7 5 4 1 2 1 1 1 1</p> <p>Mixed blood..... 67 39 24 13 28 22 3 2 2</p> <p>White and Indian..... 66 39 24 13 27 22 3 1 1</p> <p>Less than one-half white..... 25 17 13 4 8 7 1 1 1</p> <p>Half white, half Indian..... 33 19 9 8 2 14 12 1 1</p> <p>More than one-half white..... 8 3 2 1 5 3 2 2 2</p> <p>Negro and Indian (half Negro, half Indian)..... 1 1 1 1 1 1 1 1 1</p> <p>BROTHERTON..... 172 90 40 41 9 82 41 27 14</p> <p>Full blood..... 40 18 5 8 5 22 4 11 7</p> <p>Full tribal..... 26 10 6 6 4 16 1 8 7</p> <p>Mixed tribal..... 14 8 5 2 1 6 3 3 3</p> <p>Two tribes..... 13 8 5 2 1 5 2 3 3</p> <p>Three or more tribes..... 1 1 1 1 1 1 1 1 1</p> | | | | | | | | | | | | | | | | | | | | | | | | | | | |

¹ Totals include persons of unknown age.

INDIANS IN EACH STOCK AND TRIBE IN THE UNITED STATES, CLASSIFIED ACCORDING TO SEX AND AGE PERIODS, BY MIXTURE OF BLOOD: 1910—Continued.

Table 51—Continued. ALGONQUIAN STOCK—Continued. Table with columns for TRIBE AND MIXTURE OF BLOOD, SEXES (Both, MALE, FEMALE), and AGE (Total, Under 20, 20 to 50, 51 yrs. and over). Rows include various tribes like CHIPPEWA, CREE, DELAWARE, and GROS VENTRES.

1 Totals include persons of unknown age.

STOCKS AND TRIBES, BY SEX, AGE, AND BLOOD.

INDIANS IN EACH STOCK AND TRIBE IN THE UNITED STATES, CLASSIFIED ACCORDING TO SEX AND AGE PERIODS, BY MIXTURE OF BLOOD: 1910—Continued.

Table 51—Continued.

| TRIBE AND MIXTURE OF BLOOD. | Both sexes. | MALE. | | | | FEMALE. | | | | TRIBE AND MIXTURE OF BLOOD. | Both sexes. | MALE. | | | | FEMALE. | | | | |
|--|-------------|----------------------|---------------|---------------|-------------------|----------------------|---------------|---------------|-------------------|------------------------------------|--|----------------------|---------------|---------------|-------------------|----------------------|---------------|---------------|-------------------|----|
| | | To-tal. ¹ | Under 20 yrs. | 20 to 50 yrs. | 51 yrs. and over. | To-tal. ¹ | Under 20 yrs. | 20 to 50 yrs. | 51 yrs. and over. | | | To-tal. ¹ | Under 20 yrs. | 20 to 50 yrs. | 51 yrs. and over. | To-tal. ¹ | Under 20 yrs. | 20 to 50 yrs. | 51 yrs. and over. | |
| ALGONQUIAN STOCK—Continued. | | | | | | | | | | ALGONQUIAN STOCK—Continued. | | | | | | | | | | |
| GROS VENTRES—Continued. | | | | | | | | | | MENOMINEE—Con. | | | | | | | | | | |
| Mixed blood..... | 119 | 59 | 34 | 25 | 60 | 44 | 15 | 1 | | | Mixed blood..... | 716 | 391 | 239 | 115 | 37 | 325 | 225 | 86 | 14 |
| White and Indian..... | 118 | 58 | 34 | 24 | 60 | 44 | 15 | 1 | | | White and Indian..... | 713 | 389 | 238 | 114 | 37 | 324 | 225 | 85 | 14 |
| Less than one-half white..... | 21 | 12 | 10 | 2 | 9 | 8 | 1 | | | | Less than one-half white..... | 318 | 178 | 104 | 59 | 15 | 140 | 100 | 36 | 4 |
| Halfwhite, half Indian..... | 64 | 30 | 12 | 18 | 34 | 23 | 10 | 1 | | | Halfwhite, half Indian..... | 180 | 80 | 37 | 29 | 14 | 100 | 60 | 32 | 8 |
| More than one-half white..... | 32 | 16 | 12 | 4 | 16 | 12 | 4 | | | | More than one-half white..... | 215 | 131 | 97 | 26 | 8 | 84 | 65 | 17 | 2 |
| Unknown proportions..... | 1 | | | | 1 | 1 | | | | | Negro and Indian (less than one-half Negro)..... | 1 | 1 | | 1 | | | | | |
| Mixture unknown..... | 1 | 1 | | | | | | | | | Negro, white, and Indian..... | 2 | 1 | 1 | | | 1 | | 1 | |
| Blood not reported..... | 1 | | | | 1 | 1 | | | | | Blood not reported..... | 2 | 2 | | 2 | | | | | |
| KICKAPOO..... | | | | | | | | | | MIAMI..... | | | | | | | | | | |
| Full blood..... | 240 | 127 | 46 | 60 | 20 | 113 | 43 | 48 | 19 | | Full blood..... | 50 | 32 | 12 | 12 | 8 | 27 | 14 | 7 | 6 |
| Full tribal..... | 200 | 100 | 33 | 49 | 18 | 100 | 36 | 45 | 19 | | Full tribal..... | 47 | 24 | 5 | 12 | 7 | 23 | 11 | 7 | 5 |
| Mixed tribal..... | 36 | 23 | 11 | 9 | 2 | 13 | 7 | 3 | | | Mixed tribal..... | 12 | 8 | 7 | | 1 | 4 | 3 | 1 | |
| Two tribes..... | 35 | 22 | 10 | 9 | 2 | 13 | 7 | 3 | | | Two tribes..... | 9 | 5 | 4 | | 1 | 4 | 3 | 1 | |
| Three or more tribes..... | 1 | 1 | | | | | | | | | Three or more tribes..... | 3 | 3 | 3 | | | | | | |
| Tribal blood of one parent unknown..... | 4 | 4 | 2 | 2 | | | | | | | Mixed blood..... | 166 | 89 | 48 | 31 | 10 | 77 | 46 | 22 | 9 |
| Mixed blood..... | 107 | 67 | 45 | 18 | 4 | 40 | 25 | 13 | 2 | | White and Indian..... | 104 | 58 | 47 | 31 | 10 | 70 | 46 | 22 | 8 |
| White and Indian..... | 103 | 65 | 43 | 18 | 4 | 38 | 23 | 13 | 2 | | Less than one-half white..... | 42 | 22 | 11 | 7 | 4 | 20 | 12 | 4 | 4 |
| Less than one-half white..... | 61 | 39 | 28 | 9 | 2 | 22 | 14 | 7 | 1 | | Halfwhite, half Indian..... | 42 | 24 | 11 | 10 | 3 | 18 | 9 | 7 | 2 |
| Halfwhite, half Indian..... | 31 | 17 | 7 | 8 | 2 | 14 | 9 | 4 | 1 | | More than one-half white..... | 80 | 42 | 25 | 14 | 3 | 38 | 25 | 11 | 2 |
| More than one-half white..... | 10 | 8 | 8 | | | 2 | | 2 | | | Negro and Indian (half Negro, half Indian)..... | 1 | | | | | 1 | | 1 | |
| Unknown proportions ("Mexican" mixture)..... | 1 | 1 | | 1 | | | | | | | Mixture unknown..... | 1 | 1 | 1 | | | | | | |
| Mixture unknown..... | 4 | 2 | 2 | | | 2 | 2 | | | | Blood not reported..... | 1 | 1 | | 1 | | | | | |
| Blood not reported..... | 1 | | | | 1 | | 1 | | | | MICMAC..... | | | | | | | | | |
| MALECITE..... | | | | | | | | | | MOHEGAN..... | | | | | | | | | | |
| Full blood..... | 37 | 20 | 9 | 5 | 6 | 17 | 6 | 7 | 4 | | Mixed blood (white and Indian)..... | 28 | 11 | 4 | 7 | | 17 | 9 | 7 | 1 |
| Full tribal..... | 28 | 13 | 6 | 3 | 4 | 15 | 5 | 6 | 4 | | Less than one-half white..... | 12 | 5 | 3 | 2 | | 7 | 5 | 2 | |
| Mixed tribal (two tribes)..... | 9 | 7 | 3 | 2 | 2 | 2 | 1 | 1 | | | Half white, half Indian..... | 7 | 2 | 1 | 1 | | 5 | 1 | 3 | 1 |
| Mixed blood (white and Indian)..... | 105 | 53 | 29 | 18 | 6 | 52 | 29 | 20 | 3 | | More than one-half white..... | 9 | 4 | | 4 | | 5 | 3 | 2 | |
| Less than one-half white..... | 68 | 31 | 18 | 9 | 4 | 37 | 23 | 12 | 2 | | MOHEGAN..... | | | | | | | | | |
| Half white, half Indian..... | 21 | 11 | 3 | 6 | 2 | 10 | 2 | 7 | 1 | | Mixed blood..... | 22 | 13 | 2 | 9 | 2 | 9 | 2 | 3 | 3 |
| More than one-half white..... | 16 | 11 | 8 | 3 | | 5 | 4 | 1 | | | White and Indian..... | 14 | 8 | | 6 | 2 | 6 | 1 | 2 | 3 |
| MASHPEE..... | | | | | | | | | | MONTAUK..... | | | | | | | | | | |
| Full blood (full tribal)..... | 1 | 1 | 1 | | | | | | | | Less than one-half white..... | 10 | 5 | | 3 | 2 | 5 | 1 | 1 | 3 |
| Mixed blood..... | 205 | 110 | 43 | 52 | 15 | 95 | 43 | 37 | 15 | | More than one-half white..... | 4 | 3 | | 3 | | 1 | | 1 | |
| White and Indian..... | 38 | 20 | 9 | 9 | 2 | 18 | 9 | 6 | 3 | | Negro and Indian (less than one-half Negro)..... | 6 | 5 | 2 | 3 | | 1 | 1 | | |
| Less than one-half white..... | 22 | 10 | 4 | 5 | 1 | 12 | 7 | 3 | 2 | | Negro, white, and Indian..... | 2 | 2 | | | | 2 | | 1 | |
| Halfwhite, half Indian..... | 7 | 6 | 2 | 3 | 1 | 1 | | | | | MUNSEE..... | | | | | | | | | |
| More than one-half white..... | 9 | 4 | 3 | 1 | | 5 | 2 | 3 | | | Full blood..... | 14 | 7 | 2 | 3 | 2 | 7 | 3 | 3 | 1 |
| Negro and Indian..... | 15 | 7 | 1 | 5 | 1 | 8 | 4 | 4 | | | Full tribal..... | 7 | 2 | | 1 | 1 | 5 | 3 | 1 | |
| Less than one-half Negro..... | 5 | 2 | | 1 | 1 | 3 | 3 | | | | Mixed tribal (two tribes)..... | 7 | 5 | 2 | 2 | 1 | 2 | | 2 | |
| Half Negro, half Indian..... | 7 | 3 | 1 | 2 | | 4 | 1 | 3 | | | Mixed blood (white and Indian)..... | 57 | 26 | 14 | 7 | 5 | 31 | 22 | 5 | 4 |
| More than one-half Negro..... | 3 | 2 | | 2 | | 1 | | 1 | | | Less than one-half white..... | 21 | 9 | 5 | 3 | 1 | 12 | 7 | 2 | 3 |
| Negro, white, and Indian..... | 152 | 83 | 33 | 38 | 12 | 69 | 30 | 27 | 12 | | Half white, half Indian..... | 11 | 4 | 2 | 1 | 1 | 7 | 6 | 1 | |
| MATTAPONY..... | | | | | | | | | | MUNSEE..... | | | | | | | | | | |
| Full blood (mixed tribal, two tribes)..... | 1 | | | | | 1 | | 1 | | | More than one-half white..... | 25 | 13 | 7 | 3 | 3 | 12 | 9 | 2 | 1 |
| MENOMINEE..... | | | | | | | | | | MUNSEE..... | | | | | | | | | | |
| Full blood..... | 704 | 373 | 137 | 150 | 80 | 331 | 139 | 108 | 84 | | MUNSEE..... | | | | | | | | | |
| Full tribal..... | 665 | 349 | 119 | 145 | 85 | 316 | 131 | 104 | 81 | | MUNSEE..... | | | | | | | | | |
| Mixed tribal (two tribes)..... | 33 | 20 | 14 | 5 | 1 | 13 | 7 | 3 | 3 | | MUNSEE..... | | | | | | | | | |
| Tribal blood of one parent unknown..... | 6 | 4 | 4 | | | 2 | 1 | 1 | | | MUNSEE..... | | | | | | | | | |

¹ Totals include persons of unknown age.

INDIANS IN THE UNITED STATES.

INDIANS IN EACH STOCK AND TRIBE IN THE UNITED STATES, CLASSIFIED ACCORDING TO SEX AND AGE PERIODS, BY MIXTURE OF BLOOD: 1910—Continued.

| Table 51—Continued. | ALGONQUIAN STOCK—Continued. | | | | | | | | | | ALGONQUIAN STOCK—Continued. | | | | | | | | | |
|---|-----------------------------|-------------|----------------------|---------------|---------------|-------------------|----------------------|---------------|---------------|--|-----------------------------|-------------|----------------------|---------------|---------------|-------------------|----------------------|---------------|---------------|-------------------|
| | TRIBE AND MIXTURE OF BLOOD. | Both sexes. | MALE. | | | | FEMALE. | | | | TRIBE AND MIXTURE OF BLOOD. | Both sexes. | MALE. | | | | FEMALE. | | | |
| | | | To-tal. ¹ | Under 20 yrs. | 20 to 50 yrs. | 51 yrs. and over. | To-tal. ¹ | Under 20 yrs. | 20 to 50 yrs. | 51 yrs. and over. | | | To-tal. ¹ | Under 20 yrs. | 20 to 50 yrs. | 51 yrs. and over. | To-tal. ¹ | Under 20 yrs. | 20 to 50 yrs. | 51 yrs. and over. |
| NARRAGANSET. | | | | | | | | | | PEORIA—Continued. | | | | | | | | | | |
| Full blood. | | | | | | | | | | Mixed blood (white and Indian). | | | | | | | | | | |
| Full tribal. | | | | | | | | | | Less than one-half white. | | | | | | | | | | |
| Mixed tribal (two tribes). | | | | | | | | | | Half white, half Indian. | | | | | | | | | | |
| Mixed blood. | | | | | | | | | | More than one-half white. | | | | | | | | | | |
| White and Indian. | | | | | | | | | | Unknown proportions. | | | | | | | | | | |
| Less than one-half white. | | | | | | | | | | Blood not reported. | | | | | | | | | | |
| Half white, half Indian. | | | | | | | | | | PEQUOT. | | | | | | | | | | |
| More than one-half white. | | | | | | | | | | Full blood (full tribal). | | | | | | | | | | |
| Negro and Indian, (less than one-half Negro). | | | | | | | | | | Mixed blood. | | | | | | | | | | |
| Negro, white, and Indian. | | | | | | | | | | White and Indian. | | | | | | | | | | |
| NIANTIC. | | | | | | | | | | Less than one-half white. | | | | | | | | | | |
| Full blood (full tribal). | | | | | | | | | | Half white, half Indian. | | | | | | | | | | |
| More than one-half white. | | | | | | | | | | More than one-half white. | | | | | | | | | | |
| OTTAWA. | | | | | | | | | | Negro and Indian. | | | | | | | | | | |
| Full blood. | | | | | | | | | | Less than one-half Negro. | | | | | | | | | | |
| Full tribal. | | | | | | | | | | Half Negro, half Indian. | | | | | | | | | | |
| Mixed tribal. | | | | | | | | | | Negro, white, and Indian. | | | | | | | | | | |
| Two tribes. | | | | | | | | | | PIANKASHAW. | | | | | | | | | | |
| Three or more tribes. | | | | | | | | | | Full blood (full tribal). | | | | | | | | | | |
| Tribal blood of one parent unknown. | | | | | | | | | | Mixed blood (half white, half Indian). | | | | | | | | | | |
| Mixed blood. | | | | | | | | | | PIEGAN. | | | | | | | | | | |
| White and Indian. | | | | | | | | | | Full blood. | | | | | | | | | | |
| Less than one-half white. | | | | | | | | | | Full tribal. | | | | | | | | | | |
| Half white, half Indian. | | | | | | | | | | Mixed tribal (two tribes). | | | | | | | | | | |
| More than one-half white. | | | | | | | | | | Mixed blood. | | | | | | | | | | |
| Unknown proportions. | | | | | | | | | | White and Indian. | | | | | | | | | | |
| Negro and Indian. | | | | | | | | | | Less than one-half white. | | | | | | | | | | |
| Less than one-half Negro. | | | | | | | | | | More than one-half white. | | | | | | | | | | |
| Half Negro, half Indian. | | | | | | | | | | Unknown proportions ("Mexican" mixture). | | | | | | | | | | |
| Negro, white, and Indian. | | | | | | | | | | Negro and Indian. | | | | | | | | | | |
| Mixture unknown. | | | | | | | | | | Less than one-half Negro. | | | | | | | | | | |
| PAMUNKEY. | | | | | | | | | | Half Negro, half Indian. | | | | | | | | | | |
| Full blood. | | | | | | | | | | Mixture unknown. | | | | | | | | | | |
| Full tribal. | | | | | | | | | | POOSEPATUCK. | | | | | | | | | | |
| Mixed tribal (two tribes). | | | | | | | | | | Mixed blood (half Negro, half Indian). | | | | | | | | | | |
| Mixed blood (white and Indian). | | | | | | | | | | POTAWATOMI. | | | | | | | | | | |
| Less than one-half white. | | | | | | | | | | Full blood. | | | | | | | | | | |
| Half white, half Indian. | | | | | | | | | | Full tribal. | | | | | | | | | | |
| More than one-half white. | | | | | | | | | | Mixed tribal. | | | | | | | | | | |
| Blood not reported. | | | | | | | | | | Two tribes. | | | | | | | | | | |
| PASSAMAQUODDY. | | | | | | | | | | Three or more tribes. | | | | | | | | | | |
| Full blood. | | | | | | | | | | Tribal blood of one parent unknown. | | | | | | | | | | |
| Full tribal. | | | | | | | | | | Mixed blood. | | | | | | | | | | |
| Mixed tribal (two tribes). | | | | | | | | | | White and Indian. | | | | | | | | | | |
| Mixed blood (white and Indian). | | | | | | | | | | Less than one-half white. | | | | | | | | | | |
| Less than one-half white. | | | | | | | | | | Half white, half Indian. | | | | | | | | | | |
| Half white, half Indian. | | | | | | | | | | More than one-half white. | | | | | | | | | | |
| More than one-half white. | | | | | | | | | | Unknown proportions. | | | | | | | | | | |
| Blood not reported. | | | | | | | | | | PENOBSCOT. | | | | | | | | | | |
| Full blood. | | | | | | | | | | Full blood. | | | | | | | | | | |
| Full tribal. | | | | | | | | | | Full tribal. | | | | | | | | | | |
| Mixed tribal (two tribes). | | | | | | | | | | Mixed tribal (two tribes). | | | | | | | | | | |
| Mixed blood (white and Indian). | | | | | | | | | | Mixed blood (white and Indian). | | | | | | | | | | |
| Less than one-half white. | | | | | | | | | | Less than one-half white. | | | | | | | | | | |
| Half white, half Indian. | | | | | | | | | | Half white, half Indian. | | | | | | | | | | |
| More than one-half white. | | | | | | | | | | More than one-half white. | | | | | | | | | | |
| Blood not reported. | | | | | | | | | | Blood not reported. | | | | | | | | | | |
| PEORIA. | | | | | | | | | | Blood not reported. | | | | | | | | | | |
| Full blood. | | | | | | | | | | Blood not reported. | | | | | | | | | | |
| Full tribal. | | | | | | | | | | Blood not reported. | | | | | | | | | | |
| Mixed tribal (two tribes). | | | | | | | | | | Blood not reported. | | | | | | | | | | |
| Tribal blood of one parent unknown. | | | | | | | | | | Blood not reported. | | | | | | | | | | |

¹Totals include persons of unknown age.

STOCKS AND TRIBES, BY SEX, AGE, AND BLOOD.

127

INDIANS IN EACH STOCK AND TRIBE IN THE UNITED STATES, CLASSIFIED ACCORDING TO SEX AND AGE PERIODS, BY MIXTURE OF BLOOD: 1910—Continued.

| Table 51—Continued. | TRIBE AND MIXTURE OF BLOOD. | Both sexes. | MALE. | | | | FEMALE. | | | | TRIBE AND MIXTURE OF BLOOD. | Both sexes. | MALE. | | | | FEMALE. | | | |
|------------------------------------|---|-------------|----------------------|----------------|---------------|-------------------|----------------------|----------------|---------------|-------------------|-----------------------------|-------------|----------------------|----------------|---------------|-------------------|----------------------|----------------|---------------|-------------------|
| | | | To-tal. ¹ | Un-der 20 yrs. | 20 to 50 yrs. | 51 yrs. and over. | To-tal. ¹ | Un-der 20 yrs. | 20 to 50 yrs. | 51 yrs. and over. | | | To-tal. ¹ | Un-der 20 yrs. | 20 to 50 yrs. | 51 yrs. and over. | To-tal. ¹ | Un-der 20 yrs. | 20 to 50 yrs. | 51 yrs. and over. |
| | | | | | | | | | | | | | | | | | | | | |
| ALGONQUIAN STOCK—Continued. | | | | | | | | | | | | | | | | | | | | |
| | POWHEATAN..... | 131 | 66 | 40 | 23 | 3 | 65 | 36 | 23 | 6 | | | | | | | | | | |
| | Full blood..... | 9 | 5 | 3 | 2 | | 4 | 2 | 1 | 1 | | | | | | | | | | |
| | Full tribal..... | 4 | 1 | | 1 | | 3 | 1 | 1 | 1 | | | | | | | | | | |
| | Tribal blood of one parent unknown..... | 5 | 4 | 3 | 1 | | 1 | 1 | | | | | | | | | | | | |
| | Mixed blood (white and Indian)..... | 77 | 39 | 22 | 14 | 3 | 38 | 21 | 13 | 4 | | | | | | | | | | |
| | Less than one-half white..... | 16 | 9 | 6 | 3 | | 7 | 3 | 4 | | | | | | | | | | | |
| | Half white, half Indian..... | 40 | 18 | 9 | 9 | 3 | 22 | 11 | 7 | 4 | | | | | | | | | | |
| | More than one-half white..... | 21 | 12 | 10 | 2 | | 9 | 7 | 2 | | | | | | | | | | | |
| | Blood not reported..... | 45 | 22 | 15 | 7 | | 23 | 13 | 9 | 1 | | | | | | | | | | |
| | SAUK AND FOX..... | 724 | 377 | 186 | 149 | 42 | 347 | 180 | 131 | 34 | | | | | | | | | | |
| | Full blood..... | 547 | 288 | 133 | 120 | 35 | 259 | 118 | 109 | 30 | | | | | | | | | | |
| | Full tribal..... | 490 | 261 | 116 | 111 | 34 | 229 | 100 | 101 | 27 | | | | | | | | | | |
| | Mixed tribal..... | 55 | 26 | 17 | 8 | 1 | 29 | 18 | 8 | 2 | | | | | | | | | | |
| | Two tribes..... | 52 | 25 | 16 | 8 | 1 | 27 | 16 | 8 | 2 | | | | | | | | | | |
| | Three or more tribes..... | 3 | 1 | | | | 2 | | | | | | | | | | | | | |
| | Tribal blood of one parent unknown..... | 2 | 1 | | 1 | | 1 | | | 1 | | | | | | | | | | |
| | Mixed blood..... | 171 | 86 | 50 | 29 | 7 | 85 | 60 | 21 | 4 | | | | | | | | | | |
| | White and Indian..... | 154 | 77 | 44 | 27 | 6 | 77 | 56 | 18 | 3 | | | | | | | | | | |
| | Less than one-half white..... | 52 | 24 | 15 | 9 | | 28 | 24 | 4 | | | | | | | | | | | |
| | Half white, half Indian..... | 45 | 24 | 11 | 10 | 3 | 21 | 11 | 7 | 3 | | | | | | | | | | |
| | More than one-half white..... | 57 | 20 | 18 | 8 | 3 | 28 | 21 | 7 | | | | | | | | | | | |
| | Negro and Indian..... | 13 | 8 | 5 | 2 | 1 | 5 | 4 | | 1 | | | | | | | | | | |
| | Less than one-half Negro..... | 6 | 3 | 2 | 1 | | 3 | 2 | | 1 | | | | | | | | | | |
| | Half Negro, half Indian..... | 1 | 1 | | | 1 | | | | | | | | | | | | | | |
| | More than one-half Negro..... | 6 | 4 | 3 | 1 | | 2 | 2 | | | | | | | | | | | | |
| | Negro, white, and Indian..... | 3 | 1 | 1 | | | 2 | 2 | | | | | | | | | | | | |
| | Mixture unknown..... | 1 | | | | | 1 | | 1 | | | | | | | | | | | |
| | Blood not reported..... | 6 | 3 | 3 | | | 3 | 2 | 1 | | | | | | | | | | | |
| | SHAWNEE..... | 1,338 | 626 | 337 | 230 | 59 | 712 | 404 | 250 | 57 | | | | | | | | | | |
| | Full blood..... | 535 | 246 | 102 | 104 | 40 | 289 | 121 | 132 | 36 | | | | | | | | | | |
| | Full tribal..... | 467 | 213 | 85 | 92 | 36 | 254 | 106 | 115 | 33 | | | | | | | | | | |
| | Mixed tribal..... | 68 | 33 | 17 | 12 | 4 | 35 | 15 | 17 | 3 | | | | | | | | | | |
| | Two tribes..... | 61 | 29 | 13 | 12 | 4 | 32 | 12 | 17 | 3 | | | | | | | | | | |
| | Three or more tribes..... | 7 | 4 | 4 | | | 3 | 3 | | | | | | | | | | | | |
| | Mixed blood..... | 800 | 378 | 235 | 125 | 18 | 422 | 233 | 117 | 21 | | | | | | | | | | |
| | White and Indian..... | 776 | 371 | 232 | 121 | 18 | 405 | 270 | 113 | 21 | | | | | | | | | | |
| | Less than one-half white..... | 139 | 69 | 37 | 24 | 8 | 70 | 35 | 27 | 8 | | | | | | | | | | |
| | Half white, half Indian..... | 101 | 48 | 16 | 27 | 5 | 53 | 26 | 23 | 3 | | | | | | | | | | |
| | More than one-half white..... | 527 | 250 | 177 | 68 | 5 | 277 | 205 | 62 | 10 | | | | | | | | | | |
| | Unknown proportions, and "Mexican" mixture..... | 9 | 4 | 2 | 2 | | 5 | 4 | 1 | | | | | | | | | | | |
| | Negro and Indian..... | 8 | 3 | 2 | 1 | | 5 | 4 | 1 | | | | | | | | | | | |
| | Less than one-half Negro..... | 2 | | | | | 2 | 2 | | | | | | | | | | | | |
| | Half Negro, half Indian..... | 1 | 1 | | 1 | | | | | | | | | | | | | | | |
| | More than one-half Negro..... | 5 | 2 | 2 | | | 3 | 2 | 1 | | | | | | | | | | | |
| | Negro, white, and Indian..... | 10 | 3 | 1 | 2 | | 7 | 5 | 2 | | | | | | | | | | | |
| | Either white or Negro and Indian..... | 2 | | | | | 2 | 2 | | | | | | | | | | | | |
| | Mixture unknown..... | 4 | 1 | | 1 | | 3 | 2 | 1 | | | | | | | | | | | |
| | Blood not reported..... | 3 | 2 | | 1 | 1 | 1 | | 1 | | | | | | | | | | | |
| | SHINNECOCK..... | 167 | 80 | 31 | 39 | 10 | 87 | 41 | 34 | 12 | | | | | | | | | | |
| | Mixed blood: | | | | | | | | | | | | | | | | | | | |
| | Half Negro, half Indian..... | 163 | 79 | 30 | 39 | 10 | 84 | 38 | 34 | 12 | | | | | | | | | | |
| | More than one-half Negro..... | 4 | 1 | 1 | | | 3 | 3 | | | | | | | | | | | | |
| | STOCKBRIDGES..... | 533 | 270 | 128 | 102 | 40 | 263 | 124 | 101 | 38 | | | | | | | | | | |
| | Full blood..... | 184 | 72 | 23 | 33 | 16 | 112 | 36 | 51 | 25 | | | | | | | | | | |
| | Full tribal..... | 143 | 57 | 18 | 26 | 13 | 86 | 30 | 37 | 19 | | | | | | | | | | |
| | Mixed tribal (two tribes)..... | 40 | 14 | 4 | 7 | 3 | 26 | 6 | 14 | 6 | | | | | | | | | | |
| | Tribal blood of one parent unknown..... | 1 | 1 | 1 | | | | | | | | | | | | | | | | |
| ALGONQUIAN STOCK—Continued. | | | | | | | | | | | | | | | | | | | | |
| | STOCKBRIDGES—Con. | | | | | | | | | | | | | | | | | | | |
| | Mixed blood..... | 340 | 196 | 103 | 69 | 24 | 144 | 81 | 50 | 13 | | | | | | | | | | |
| | White and Indian..... | 216 | 120 | 68 | 39 | 13 | 96 | 53 | 34 | 9 | | | | | | | | | | |
| | Less than one-half white..... | 72 | 39 | 21 | 11 | 7 | 33 | 23 | 7 | 3 | | | | | | | | | | |
| | Half white, half Indian..... | 84 | 45 | 22 | 18 | 5 | 39 | 16 | 19 | 4 | | | | | | | | | | |
| | More than one-half white..... | 60 | 36 | 25 | 10 | 1 | 24 | 14 | 8 | 2 | | | | | | | | | | |
| | Negro and Indian..... | 101 | 67 | 27 | 20 | 11 | 34 | 16 | 15 | 3 | | | | | | | | | | |
| | Less than one-half Negro..... | 64 | 61 | 24 | 26 | 11 | 33 | 15 | 15 | 3 | | | | | | | | | | |
| | Half Negro, half Indian..... | 7 | 6 | 3 | 3 | | 1 | 1 | | | | | | | | | | | | |
| | Negro, white, and Indian..... | 23 | 9 | 8 | 1 | | 14 | 12 | 1 | 1 | | | | | | | | | | |
| | Blood not reported..... | 9 | 2 | 2 | | | 7 | 7 | | | | | | | | | | | | |
| | WAMPANOAG..... | 162 | 93 | 40 | 35 | 15 | 60 | 28 | 28 | 13 | | | | | | | | | | |
| | Full blood (full tribal)..... | 4 | 1 | | 1 | | 3 | | 2 | 1 | | | | | | | | | | |
| | Mixed blood..... | 158 | 92 | 40 | 34 | 15 | 66 | 28 | 26 | 12 | | | | | | | | | | |
| | White and Indian..... | 21 | 12 | 4 | 6 | 2 | 9 | 1 | 5 | 3 | | | | | | | | | | |
| | Less than one-half white..... | 17 | 10 | 4 | 4 | 2 | 7 | 1 | 4 | 2 | | | | | | | | | | |
| | Half white, half Indian..... | 3 | 1 | | 1 | | 2 | | 1 | 1 | | | | | | | | | | |
| | More than one-half white..... | 1 | 1 | | 1 | | | | | | | | | | | | | | | |
| | Negro and Indian..... | 10 | 8 | 3 | 5 | | 2 | 1 | 1 | | | | | | | | | | | |
| | Less than one-half Negro..... | 5 | 4 | 1 | 3 | | 1 | | 1 | | | | | | | | | | | |
| | Half Negro, half Indian..... | 2 | 1 | | 1 | | 1 | 1 | | | | | | | | | | | | |
| | More than one-half Negro..... | 3 | 3 | 2 | 1 | | | | | | | | | | | | | | | |
| | Negro, white, and Indian..... | 126 | 71 | 33 | 23 | 12 | 55 | 26 | 20 | 9 | | | | | | | | | | |
| | Either white or Negro and Indian..... | 1 | 1 | | 1 | | | | | | | | | | | | | | | |
| | WEA..... | 4 | 3 | | 2 | 1 | 1 | | 1 | | | | | | | | | | | |
| | Full blood (mixed tribal, two tribes)..... | 2 | 2 | | 1 | 1 | | | | | | | | | | | | | | |
| | Mixed blood (more than one-half white)..... | 2 | 1 | | 1 | | 1 | | 1 | | | | | | | | | | | |
| ATHAPASKAN STOCK. | | | | | | | | | | | | | | | | | | | | |
| | Total..... | 30,406 | 15,324 | 8,674 | 5,146 | 1,457 | 15,032 | 8,256 | 5,230 | 1,551 | | | | | | | | | | |
| | Full blood..... | 28,264 | 14,211 | 8,027 | 4,753 | 1,287 | 14,053 | 7,093 | 4,848 | 1,470 | | | | | | | | | | |
| | Pure stock..... | 28,024 | 14,084 | 7,954 | 4,720 | 1,376 | 13,930 | 7,016 | 4,816 | 1,456 | | | | | | | | | | |
| | Mixed stock (two stocks)..... | 190 | 98 | 58 | 30 | 10 | 92 | 57 | 25 | 10 | | | | | | | | | | |
| | Stock in part unknown..... | 50 | 19 | 15 | 3 | 1 | 31 | 20 | 7 | 4 | | | | | | | | | | |
| | Mixed blood..... | 1,045 | 568 | 374 | 178 | 16 | 477 | 324 | 144 | 9 | | | | | | | | | | |
| | White and Indian..... | 1,015 | 553 | 362 | 175 | 16 | 462 | 315 | 138 | 9 | | | | | | | | | | |
| | Less than one-half white..... | 235 | 117 | 110 | 6 | 1 | 118 | 103 | 14 | 1 | | | | | | | | | | |
| | Half white, half Indian..... | 562 | 310 | 155 | 141 | 14 | 252 | 140 | 104 | 8 | | | | | | | | | | |
| | More than one-half white..... | 142 | 81 | 63 | 18 | | 61 | 49 | 12 | | | | | | | | | | | |

INDIANS IN THE UNITED STATES.

INDIANS IN EACH STOCK AND TRIBE IN THE UNITED STATES, CLASSIFIED ACCORDING TO SEX AND AGE PERIODS, BY MIXTURE OF BLOOD: 1910—Continued.

| Table 51—Continued. | | MALE. | | | | | FEMALE. | | | | TRIBE AND MIXTURE OF BLOOD. | Both sexes. | MALE. | | | | FEMALE. | | | | | | | | | | | | | | | | | | | | |
|---|-------------|--------|---------------|---------------|-------------------|--------|---------------|---------------|-------------------|--------|-----------------------------|-------------|---------------|---------------|-------------------|--------|---------------|---------------|--|--|--|--|--|--|--|--|--|--|--|--|--|--|--|--|--|--|--|
| TRIBE AND MIXTURE OF BLOOD. | Both sexes. | Total. | Under 20 yrs. | 20 to 50 yrs. | 51 yrs. and over. | Total. | Under 20 yrs. | 20 to 50 yrs. | 51 yrs. and over. | Total. | | | Under 20 yrs. | 20 to 50 yrs. | 51 yrs. and over. | Total. | Under 20 yrs. | 20 to 50 yrs. | 51 yrs. and over. | | | | | | | | | | | | | | | | | | |
| ATHAPASKAN STOCK—Continued. | | | | | | | | | | | | | | | | | | | ATHAPASKAN STOCK—Continued. | | | | | | | | | | | | | | | | | | |
| APACHE..... | | | | | | | | | | | | | | | | | | | KAL-POMO—Contd. | | | | | | | | | | | | | | | | | | |
| Full blood..... | | | | | | | | | | | | | | | | | | | Mixed blood (white and Indian)..... | | | | | | | | | | | | | | | | | | |
| Full tribal..... | | | | | | | | | | | | | | | | | | | Less than one-half white..... | | | | | | | | | | | | | | | | | | |
| Mixed tribal..... | | | | | | | | | | | | | | | | | | | Half white, half Indian..... | | | | | | | | | | | | | | | | | | |
| Two tribes..... | | | | | | | | | | | | | | | | | | | Total..... | | | | | | | | | | | | | | | | | | |
| Three or more tribes..... | | | | | | | | | | | | | | | | | | | Under 20 yrs..... | | | | | | | | | | | | | | | | | | |
| Tribal blood of one parent unknown..... | | | | | | | | | | | | | | | | | | | 20 to 50 yrs..... | | | | | | | | | | | | | | | | | | |
| Mixed blood..... | | | | | | | | | | | | | | | | | | | 51 yrs. and over..... | | | | | | | | | | | | | | | | | | |
| White and Indian..... | | | | | | | | | | | | | | | | | | | Total..... | | | | | | | | | | | | | | | | | | |
| Less than one-half white..... | | | | | | | | | | | | | | | | | | | Under 20 yrs..... | | | | | | | | | | | | | | | | | | |
| Half white, half Indian..... | | | | | | | | | | | | | | | | | | | 20 to 50 yrs..... | | | | | | | | | | | | | | | | | | |
| More than one-half white..... | | | | | | | | | | | | | | | | | | | 51 yrs. and over..... | | | | | | | | | | | | | | | | | | |
| Unknown proportions, and "Mexican" mixture..... | | | | | | | | | | | | | | | | | | | Total..... | | | | | | | | | | | | | | | | | | |
| Negro and Indian (half Negro, half Indian)..... | | | | | | | | | | | | | | | | | | | Under 20 yrs..... | | | | | | | | | | | | | | | | | | |
| Blood not reported..... | | | | | | | | | | | | | | | | | | | 20 to 50 yrs..... | | | | | | | | | | | | | | | | | | |
| 51 yrs. and over..... | | | | | | | | | | | | | | | | | | | Total..... | | | | | | | | | | | | | | | | | | |
| CHASTACOSTA..... | | | | | | | | | | | | | | | | | | | KIOWA APACHE..... | | | | | | | | | | | | | | | | | | |
| Mixed blood: | | | | | | | | | | | | | | | | | | | Full blood..... | | | | | | | | | | | | | | | | | | |
| Less than one-half white..... | | | | | | | | | | | | | | | | | | | Full tribal..... | | | | | | | | | | | | | | | | | | |
| Half white, half Indian..... | | | | | | | | | | | | | | | | | | | Mixed tribal..... | | | | | | | | | | | | | | | | | | |
| More than one-half white..... | | | | | | | | | | | | | | | | | | | Two tribes..... | | | | | | | | | | | | | | | | | | |
| Total..... | | | | | | | | | | | | | | | | | | | Three or more tribes..... | | | | | | | | | | | | | | | | | | |
| Under 20 yrs..... | | | | | | | | | | | | | | | | | | | Total..... | | | | | | | | | | | | | | | | | | |
| 20 to 50 yrs..... | | | | | | | | | | | | | | | | | | | Under 20 yrs..... | | | | | | | | | | | | | | | | | | |
| 51 yrs. and over..... | | | | | | | | | | | | | | | | | | | 20 to 50 yrs..... | | | | | | | | | | | | | | | | | | |
| Total..... | | | | | | | | | | | | | | | | | | | 51 yrs. and over..... | | | | | | | | | | | | | | | | | | |
| CHETCO..... | | | | | | | | | | | | | | | | | | | LIPAN APACHE..... | | | | | | | | | | | | | | | | | | |
| Full blood..... | | | | | | | | | | | | | | | | | | | Full blood..... | | | | | | | | | | | | | | | | | | |
| Full tribal..... | | | | | | | | | | | | | | | | | | | Full tribal..... | | | | | | | | | | | | | | | | | | |
| Mixed tribal (two tribes)..... | | | | | | | | | | | | | | | | | | | Mixed tribal..... | | | | | | | | | | | | | | | | | | |
| Mixed blood (white and Indian)..... | | | | | | | | | | | | | | | | | | | Two tribes..... | | | | | | | | | | | | | | | | | | |
| Half white, half Indian..... | | | | | | | | | | | | | | | | | | | Three or more tribes..... | | | | | | | | | | | | | | | | | | |
| Unknown proportions, ("Mexican" mixture)..... | | | | | | | | | | | | | | | | | | | Total..... | | | | | | | | | | | | | | | | | | |
| Total..... | | | | | | | | | | | | | | | | | | | Under 20 yrs..... | | | | | | | | | | | | | | | | | | |
| Under 20 yrs..... | | | | | | | | | | | | | | | | | | | 20 to 50 yrs..... | | | | | | | | | | | | | | | | | | |
| 20 to 50 yrs..... | | | | | | | | | | | | | | | | | | | 51 yrs. and over..... | | | | | | | | | | | | | | | | | | |
| 51 yrs. and over..... | | | | | | | | | | | | | | | | | | | Total..... | | | | | | | | | | | | | | | | | | |
| Total..... | | | | | | | | | | | | | | | | | | | Under 20 yrs..... | | | | | | | | | | | | | | | | | | |
| COW CREEK..... | | | | | | | | | | | | | | | | | | | MATTOLE..... | | | | | | | | | | | | | | | | | | |
| Full blood (full tribal)..... | | | | | | | | | | | | | | | | | | | Full blood..... | | | | | | | | | | | | | | | | | | |
| Mixed blood (white and Indian)..... | | | | | | | | | | | | | | | | | | | Full tribal..... | | | | | | | | | | | | | | | | | | |
| Less than one-half white..... | | | | | | | | | | | | | | | | | | | Mixed tribal (two tribes)..... | | | | | | | | | | | | | | | | | | |
| Half white, half Indian..... | | | | | | | | | | | | | | | | | | | Tribal blood of one parent unknown..... | | | | | | | | | | | | | | | | | | |
| Total..... | | | | | | | | | | | | | | | | | | | Total..... | | | | | | | | | | | | | | | | | | |
| Under 20 yrs..... | | | | | | | | | | | | | | | | | | | Under 20 yrs..... | | | | | | | | | | | | | | | | | | |
| 20 to 50 yrs..... | | | | | | | | | | | | | | | | | | | 20 to 50 yrs..... | | | | | | | | | | | | | | | | | | |
| 51 yrs. and over..... | | | | | | | | | | | | | | | | | | | 51 yrs. and over..... | | | | | | | | | | | | | | | | | | |
| Total..... | | | | | | | | | | | | | | | | | | | Total..... | | | | | | | | | | | | | | | | | | |
| HUPA..... | | | | | | | | | | | | | | | | | | | MESCALERO APACHE..... | | | | | | | | | | | | | | | | | | |
| Full blood..... | | | | | | | | | | | | | | | | | | | Full blood..... | | | | | | | | | | | | | | | | | | |
| Full tribal..... | | | | | | | | | | | | | | | | | | | Full tribal..... | | | | | | | | | | | | | | | | | | |
| Mixed tribal..... | | | | | | | | | | | | | | | | | | | Mixed tribal (two tribes)..... | | | | | | | | | | | | | | | | | | |
| Two tribes..... | | | | | | | | | | | | | | | | | | | Mixed blood (less than one-half white)..... | | | | | | | | | | | | | | | | | | |
| Three or more tribes..... | | | | | | | | | | | | | | | | | | | Total..... | | | | | | | | | | | | | | | | | | |
| Total..... | | | | | | | | | | | | | | | | | | | Under 20 yrs..... | | | | | | | | | | | | | | | | | | |
| Under 20 yrs..... | | | | | | | | | | | | | | | | | | | 20 to 50 yrs..... | | | | | | | | | | | | | | | | | | |
| 20 to 50 yrs..... | | | | | | | | | | | | | | | | | | | 51 yrs. and over..... | | | | | | | | | | | | | | | | | | |
| 51 yrs. and over..... | | | | | | | | | | | | | | | | | | | Total..... | | | | | | | | | | | | | | | | | | |
| Total..... | | | | | | | | | | | | | | | | | | | Under 20 yrs..... | | | | | | | | | | | | | | | | | | |
| JICARILLA APACHE..... | | | | | | | | | | | | | | | | | | | NAVAJO..... | | | | | | | | | | | | | | | | | | |
| Full blood: | | | | | | | | | | | | | | | | | | | Full blood..... | | | | | | | | | | | | | | | | | | |
| Full tribal..... | | | | | | | | | | | | | | | | | | | Full tribal..... | | | | | | | | | | | | | | | | | | |
| Mixed tribal (two tribes)..... | | | | | | | | | | | | | | | | | | | Mixed tribal (two tribes)..... | | | | | | | | | | | | | | | | | | |
| Total..... | | | | | | | | | | | | | | | | | | | Mixed blood..... | | | | | | | | | | | | | | | | | | |
| Under 20 yrs..... | | | | | | | | | | | | | | | | | | | White and Indian..... | | | | | | | | | | | | | | | | | | |
| 20 to 50 yrs..... | | | | | | | | | | | | | | | | | | | Less than one-half white..... | | | | | | | | | | | | | | | | | | |
| 51 yrs. and over..... | | | | | | | | | | | | | | | | | | | Half white, half Indian..... | | | | | | | | | | | | | | | | | | |
| Total..... | | | | | | | | | | | | | | | | | | | More than one-half white..... | | | | | | | | | | | | | | | | | | |
| Under 20 yrs..... | | | | | | | | | | | | | | | | | | | Unknown proportions ("Mexican" mixture)..... | | | | | | | | | | | | | | | | | | |
| 20 to 50 yrs..... | | | | | | | | | | | | | | | | | | | Negro and Indian..... | | | | | | | | | | | | | | | | | | |
| 51 yrs. and over..... | | | | | | | | | | | | | | | | | | | Half Negro, half Indian..... | | | | | | | | | | | | | | | | | | |
| Total..... | | | | | | | | | | | | | | | | | | | More than one-half Negro..... | | | | | | | | | | | | | | | | | | |
| Under 20 yrs..... | | | | | | | | | | | | | | | | | | | Negro, white, and Indian..... | | | | | | | | | | | | | | | | | | |
| 20 to 50 yrs..... | | | | | | | | | | | | | | | | | | | Either white or Negro and Indian..... | | | | | | | | | | | | | | | | | | |
| 51 yrs. and over..... | | | | | | | | | | | | | | | | | | | Blood not reported..... | | | | | | | | | | | | | | | | | | |
| Total..... | | | | | | | | | | | | | | | | | | | Total..... | | | | | | | | | | | | | | | | | | |
| KAL-POMO..... | | | | | | | | | | | | | | | | | | | Under 20 yrs..... | | | | | | | | | | | | | | | | | | |
| Full blood..... | | | | | | | | | | | | | | | | | | | 20 to 50 yrs..... | | | | | | | | | | | | | | | | | | |
| Full tribal..... | | | | | | | | | | | | | | | | | | | 51 yrs. and over..... | | | | | | | | | | | | | | | | | | |
| Mixed tribal..... | | | | | | | | | | | | | | | | | | | Total..... | | | | | | | | | | | | | | | | | | |
| Two tribes..... | | | | | | | | | | | | | | | | | | | Under 20 yrs..... | | | | | | | | | | | | | | | | | | |
| Three or more tribes..... | | | | | | | | | | | | | | | | | | | 20 to 50 yrs..... | | | | | | | | | | | | | | | | | | |
| Tribal blood of one parent unknown..... | | | | | | | | | | | | | | | | | | | 51 yrs. and over..... | | | | | | | | | | | | | | | | | | |
| Total..... | | | | | | | | | | | | | | | | | | | Total..... | | | | | | | | | | | | | | | | | | |
| Under 20 yrs..... | | | | | | | | | | | | | | | | | | | Under 20 yrs..... | | | | | | | | | | | | | | | | | | |
| 20 to 50 yrs..... | | | | | | | | | | | | | | | | | | | 20 to 50 yrs..... | | | | | | | | | | | | | | | | | | |
| 51 yrs. and over..... | | | | | | | | | | | | | | | | | | | 51 yrs. and over..... | | | | | | | | | | | | | | | | | | |
| Total..... | | | | | | | | | | | | | | | | | | | Total..... | | | | | | | | | | | | | | | | | | |

1 Totals include persons of unknown age.

STOCKS AND TRIBES, BY SEX, AGE, AND BLOOD.

INDIANS IN EACH STOCK AND TRIBE IN THE UNITED STATES; CLASSIFIED ACCORDING TO SEX AND AGE PERIODS, BY MIXTURE OF BLOOD: 1910—Continued.

| Table 51—Continued. | | | | | | | | | | | | | | | | | | | |
|---|-------------|----------------------|---------------|---------------|-------------------|----------------------|---------------|---------------|--------------------------------|--|-------------|----------------------|---------------|---------------|-------------------|----------------------|---------------|---------------|-------------------|
| TRIBE AND MIXTURE OF BLOOD. | Both sexes. | MALE. | | | | FEMALE. | | | | TRIBE AND MIXTURE OF BLOOD. | Both sexes. | MALE. | | | | FEMALE. | | | |
| | | To-tal. ¹ | Under 20 yrs. | 20 to 50 yrs. | 51 yrs. and over. | To-tal. ¹ | Under 20 yrs. | 20 to 50 yrs. | 51 yrs. and over. | | | To-tal. ¹ | Under 20 yrs. | 20 to 50 yrs. | 51 yrs. and over. | To-tal. ¹ | Under 20 yrs. | 20 to 50 yrs. | 51 yrs. and over. |
| ATHAPASKAN STOCK—Continued. | | | | | | | | | | ATHAPASKAN STOCK—Continued. | | | | | | | | | |
| REDWOOD (WHILKUT)..... | 76 | 44 | 18 | 17 | 9 | 32 | 15 | 9 | 8 | UPPER COQUILLE.... | 15 | 6 | 3 | 1 | 2 | 9 | 4 | 5 | |
| Full blood..... | 53 | 32 | 9 | 14 | 9 | 21 | 6 | 7 | 8 | Full blood..... | 14 | 5 | 2 | 1 | 2 | 9 | 4 | 5 | |
| Full tribal..... | 41 | 23 | 3 | 12 | 8 | 18 | 4 | 6 | 8 | Full tribal..... | 8 | 2 | 1 | 1 | 2 | 6 | 1 | 5 | |
| Mixed tribal (two tribes)..... | 12 | 9 | 6 | 2 | 1 | 3 | 2 | 1 | | Mixed tribal (two tribes)..... | 6 | 3 | 2 | 1 | | 3 | 3 | | |
| Mixed blood..... | 23 | 12 | 9 | 3 | | 11 | 9 | 2 | | Mixed blood (less than one-half white)..... | 1 | 1 | 1 | | | | | | |
| White and Indian..... | 15 | 6 | 4 | 2 | | 9 | 7 | 2 | | WAILAKI..... | 227 | 105 | 50 | 38 | 17 | 122 | 60 | 38 | 24 |
| Less than one-half white..... | 8 | 2 | 2 | | | 6 | 6 | | | Full blood..... | 82 | 34 | 4 | 13 | 17 | 48 | 7 | 18 | 23 |
| Half white, half Indian..... | 5 | 3 | 1 | 2 | | 2 | | 2 | | Full tribal..... | 74 | 32 | 3 | 13 | 16 | 42 | 5 | 16 | 21 |
| More than one-half white..... | 2 | 1 | 1 | | | 1 | 1 | | Mixed tribal (two tribes)..... | 8 | 2 | 1 | | 1 | 6 | 2 | 2 | 2 | |
| Other races and Indian (Chinese)..... | 8 | 6 | 5 | 1 | | 2 | 2 | | Mixed blood..... | 145 | 71 | 46 | 25 | | 74 | 53 | 20 | 1 | |
| ROGUE RIVER..... | 383 | 206 | 107 | 59 | 40 | 177 | 82 | 54 | 40 | White and Indian..... | 143 | 71 | 40 | 25 | | 72 | 52 | 19 | 1 |
| Full blood..... | 223 | 113 | 43 | 33 | 37 | 110 | 37 | 32 | 40 | Less than one-half white..... | 18 | 9 | 9 | | 9 | 9 | | | |
| Full tribal..... | 187 | 84 | 29 | 23 | 32 | 83 | 20 | 27 | 35 | Half white, half Indian..... | 108 | 51 | 28 | 23 | | 55 | 36 | 18 | 1 |
| Mixed tribal..... | 48 | 26 | 14 | 8 | 4 | 22 | 16 | 5 | 1 | More than one-half white..... | 19 | 11 | 9 | 2 | | 8 | 7 | 1 | |
| Two tribes..... | 32 | 20 | 9 | 7 | 4 | 12 | 9 | 2 | 1 | Negro, white, and Indian..... | 2 | | | | | 2 | 1 | 1 | |
| Three or more tribes..... | 16 | 6 | 6 | 1 | | 10 | 7 | 3 | | | | | | | | | | | |
| Tribal blood of one parent unknown..... | 8 | 3 | | 2 | 1 | 5 | 1 | | 4 | | | | | | | | | | |
| Mixed blood..... | 160 | 93 | 64 | 26 | 3 | 67 | 45 | 22 | | CADDOAN STOCK. | | | | | | | | | |
| White and Indian..... | 159 | 93 | 64 | 26 | 3 | 66 | 45 | 21 | | Total..... | 1,863 | 906 | 451 | 311 | 108 | 957 | 504 | 347 | 105 |
| Less than one-half white..... | 40 | 16 | 10 | | | 24 | 20 | 4 | | Full blood..... | 1,574 | 758 | 355 | 299 | 100 | 816 | 411 | 311 | 93 |
| Half white, half Indian..... | 72 | 47 | 24 | 20 | 3 | 25 | 15 | 10 | | Pure stock..... | 1,449 | 702 | 319 | 287 | 93 | 747 | 369 | 288 | 89 |
| More than one-half white..... | 37 | 24 | 18 | 6 | | 13 | 8 | 5 | | Mixed stock (two stocks)..... | 107 | 45 | 28 | 11 | 7 | 62 | 37 | 21 | 4 |
| Unknown proportions..... | 10 | 6 | 6 | | | 4 | 2 | 2 | | Stock in part unknown..... | 18 | 11 | 10 | 1 | | 7 | 5 | 2 | |
| Negro, white, and Indian..... | 1 | | | | | 1 | | 1 | | Mixed blood..... | 277 | 143 | 94 | 40 | 7 | 134 | 91 | 33 | 10 |
| SAIAZ..... | 6 | 3 | | 2 | 1 | 3 | 1 | | 2 | White and Indian..... | 261 | 132 | 85 | 40 | 6 | 129 | 87 | 32 | 10 |
| Full blood..... | 5 | 2 | | 1 | 1 | 3 | 1 | | 2 | Less than one-half white..... | 94 | 49 | 34 | 13 | 1 | 45 | 35 | 7 | 3 |
| Full tribal..... | 3 | 1 | | | | 2 | | | 2 | Half white, half Indian..... | 84 | 45 | 24 | 17 | 4 | 39 | 17 | 16 | 6 |
| Mixed tribal (two tribes)..... | 2 | 1 | | 1 | | 1 | | | 2 | More than one-half white..... | 77 | 30 | 25 | 10 | 1 | 41 | 33 | 7 | 1 |
| Mixed blood (more than one-half white)..... | 1 | 1 | | 1 | | | | | 2 | Unknown proportions, and "Mexican" mixture..... | 6 | 2 | | | | 4 | 2 | | |
| TENANKUTCHIN..... | 1 | 1 | | | | | | | 2 | Negro and Indian..... | 16 | 11 | 9 | | 1 | 5 | 4 | 1 | |
| Mixed blood (half white, half Indian)..... | 1 | 1 | | | | | | | 2 | Less than one-half Negro..... | 4 | 2 | 2 | | 2 | 2 | | | |
| TLATSKANAI..... | 3 | 1 | | | | 2 | 2 | | 2 | Half Negro, half Indian..... | 2 | 1 | | | 1 | | 1 | | |
| Mixed blood (less than half white)..... | 3 | 1 | | | | 2 | 2 | | 2 | More than one-half Negro..... | 10 | 8 | 7 | | 1 | 2 | 2 | | |
| TOLOWA..... | 121 | 64 | 30 | 24 | 10 | 57 | 25 | 24 | 6 | Blood not reported..... | 12 | 5 | 2 | 2 | 1 | 7 | 2 | 3 | 2 |
| Full blood..... | 78 | 37 | 12 | 15 | 10 | 41 | 14 | 19 | 6 | ARIKARA..... | 444 | 209 | 104 | 72 | 32 | 235 | 124 | 76 | 35 |
| Full tribal..... | 67 | 34 | 10 | 14 | 10 | 33 | 9 | 16 | 6 | Full blood..... | 372 | 171 | 80 | 62 | 28 | 201 | 103 | 68 | 30 |
| Mixed tribal..... | 11 | 3 | 2 | 1 | | 8 | 5 | 3 | | Full tribal..... | 319 | 151 | 71 | 57 | 23 | 168 | 82 | 59 | 27 |
| Two tribes..... | 10 | 3 | 2 | 1 | | 7 | 4 | 3 | | Mixed tribal..... | 50 | 17 | 7 | 4 | 5 | 33 | 21 | 9 | 3 |
| Three or more tribes..... | 1 | | | | | 1 | 1 | | | Two tribes..... | 48 | 17 | 7 | 4 | 5 | 31 | 20 | 8 | 3 |
| Mixed blood..... | 43 | 27 | 18 | 9 | | 16 | 11 | 5 | | Three or more tribes..... | 2 | | | | | 2 | 1 | | |
| White and Indian..... | 42 | 27 | 18 | 9 | | 15 | 11 | 4 | | Tribal blood of one parent unknown..... | 3 | 3 | 2 | 1 | | | | | |
| Less than one-half white..... | 20 | 11 | 11 | | | 9 | 7 | 2 | | Mixed blood..... | 72 | 38 | 24 | 10 | 4 | 34 | 21 | 8 | 5 |
| Half white, half Indian..... | 21 | 15 | 7 | 8 | | 6 | 4 | 2 | | White and Indian..... | 66 | 34 | 21 | 10 | 3 | 32 | 19 | 8 | 5 |
| More than one-half white..... | 1 | 1 | | | | | | | | Less than one-half white..... | 42 | 24 | 18 | 5 | 1 | 18 | 14 | 3 | 1 |
| Negro and Indian (half Negro, half Indian)..... | 1 | | | | | | | | | Half white, half Indian..... | 14 | 5 | 1 | 3 | 1 | 9 | 1 | 4 | 4 |
| UMPQUA..... | 109 | 55 | 24 | 22 | 9 | 54 | 24 | 18 | 12 | More than one-half white..... | 10 | 5 | 2 | 2 | 1 | 5 | 4 | 1 | |
| Full blood..... | 60 | 33 | 10 | 17 | 6 | 27 | 9 | 7 | 11 | Negro and Indian (more than one-half Negro)..... | 6 | 4 | 3 | | 1 | 2 | | | |
| Full tribal..... | 32 | 17 | 3 | 8 | 6 | 15 | 2 | 3 | 10 | CADDO..... | 452 | 231 | 128 | 82 | 19 | 221 | 128 | 79 | 14 |
| Mixed tribal..... | 23 | 16 | 7 | 9 | | 12 | 7 | 4 | 1 | Full blood..... | 336 | 172 | 89 | 65 | 18 | 164 | 88 | 63 | 13 |
| Two tribes..... | 26 | 14 | 5 | 9 | | 12 | 7 | 4 | 1 | Full tribal..... | 299 | 150 | 71 | 61 | 18 | 149 | 79 | 57 | 13 |
| Three or more tribes..... | 2 | 2 | | | | | | | | Mixed tribal..... | 37 | 22 | 18 | 4 | | 15 | 9 | | |
| Mixed blood (white and Indian)..... | 49 | 22 | 14 | 5 | 3 | 27 | 15 | 11 | 1 | Two tribes..... | 31 | 17 | 13 | 4 | | 14 | 8 | 6 | |
| Less than one-half white..... | 32 | 15 | 13 | 2 | | 17 | 13 | 3 | 1 | Three or more tribes..... | 6 | 5 | 5 | | 1 | 1 | | | |
| Half white, half Indian..... | 10 | 6 | 1 | 2 | 3 | 4 | 1 | 3 | | Mixed blood..... | 118 | 59 | 39 | 17 | 1 | 57 | 40 | 16 | 1 |
| More than one-half white..... | 7 | 1 | | | | 6 | 1 | 5 | | White and Indian..... | 111 | 54 | 35 | 17 | 1 | 57 | 40 | 16 | 1 |
| | | | | | | | | | | Less than one-half white..... | 30 | 14 | 9 | 4 | | 16 | 13 | 2 | 1 |
| | | | | | | | | | | Half white, half Indian..... | 36 | 21 | 11 | 9 | 1 | 15 | 6 | 9 | |
| | | | | | | | | | | More than one-half white..... | 40 | 18 | 14 | 4 | | 22 | 19 | 3 | |
| | | | | | | | | | | Unknown proportions, and "Mexican" mixture..... | 5 | 1 | 1 | | 4 | 2 | 2 | | |

¹ Totals include persons of unknown age.

STOCKS AND TRIBES, BY SEX, AGE, AND BLOOD.

INDIANS IN EACH STOCK AND TRIBE IN THE UNITED STATES, CLASSIFIED ACCORDING TO SEX AND AGE PERIODS, BY MIXTURE OF BLOOD: 1910—Continued.

Table 51—Continued.

| TRIBE AND MIXTURE OF BLOOD. | Both sexes. | MALE. | | | | FEMALE. | | | |
|--|-------------|----------------------|---------------|---------------|-------------------|----------------------|---------------|---------------|-------------------|
| | | To-tal. ¹ | Under 20 yrs. | 20 to 50 yrs. | 51 yrs. and over. | To-tal. ¹ | Under 20 yrs. | 20 to 50 yrs. | 51 yrs. and over. |
| CHINOOKAN STOCK—Continued. | | | | | | | | | |
| CLACKAMAS..... | 40 | 17 | 11 | 4 | 2 | 23 | 11 | 7 | 5 |
| Full blood..... | 23 | 10 | 6 | 2 | 2 | 13 | 4 | 5 | 4 |
| Full tribal..... | 11 | 4 | 1 | 2 | 1 | 7 | 4 | 3 | 4 |
| Mixed tribal..... | 12 | 6 | 5 | 1 | 1 | 6 | 4 | 2 | 4 |
| Two tribes..... | 3 | 1 | 1 | 1 | 1 | 2 | 1 | 2 | 1 |
| Three or more tribes..... | 9 | 5 | 5 | 1 | 1 | 4 | 4 | 2 | 1 |
| Mixed blood (white and Indian)..... | 17 | 7 | 5 | 2 | 1 | 10 | 7 | 2 | 1 |
| Less than one-half white..... | 11 | 5 | 5 | 1 | 1 | 6 | 6 | 2 | 1 |
| Half white, half Indian..... | 5 | 1 | 1 | 1 | 1 | 4 | 1 | 2 | 1 |
| More than one-half white..... | 1 | 1 | 1 | 1 | 1 | 1 | 1 | 1 | 1 |
| CLATSOP..... | 26 | 17 | 12 | 4 | 1 | 9 | 2 | 5 | 2 |
| Full blood..... | 8 | 4 | 3 | 1 | 1 | 4 | 2 | 2 | 2 |
| Full tribal..... | 2 | 2 | 1 | 1 | 1 | 4 | 2 | 2 | 2 |
| Mixed tribal (two tribes)..... | 5 | 2 | 2 | 1 | 1 | 3 | 1 | 2 | 2 |
| Tribal blood of one parent unknown..... | 1 | 1 | 1 | 1 | 1 | 1 | 1 | 1 | 1 |
| Mixed blood (white and Indian)..... | 18 | 13 | 12 | 1 | 1 | 5 | 2 | 3 | 3 |
| Less than one-half white..... | 3 | 2 | 2 | 1 | 1 | 1 | 1 | 2 | 3 |
| Half white, half Indian..... | 4 | 1 | 1 | 1 | 1 | 3 | 1 | 2 | 3 |
| More than one-half white..... | 11 | 10 | 9 | 1 | 1 | 1 | 1 | 1 | 1 |
| WASCO..... | 242 | 127 | 60 | 45 | 22 | 115 | 47 | 39 | 28 |
| Full blood..... | 159 | 75 | 20 | 20 | 17 | 84 | 32 | 29 | 23 |
| Full tribal..... | 95 | 40 | 11 | 16 | 13 | 55 | 12 | 23 | 20 |
| Mixed tribal..... | 64 | 35 | 18 | 13 | 4 | 20 | 20 | 6 | 3 |
| Two tribes..... | 54 | 29 | 12 | 13 | 4 | 25 | 10 | 6 | 3 |
| Three or more tribes..... | 10 | 6 | 6 | 1 | 1 | 4 | 4 | 1 | 1 |
| Mixed blood..... | 83 | 52 | 31 | 18 | 5 | 31 | 15 | 10 | 5 |
| White and Indian..... | 82 | 51 | 31 | 16 | 4 | 31 | 15 | 10 | 5 |
| Less than one-half white..... | 27 | 11 | 7 | 4 | 1 | 16 | 9 | 5 | 2 |
| Half white, half Indian..... | 30 | 22 | 11 | 7 | 4 | 8 | 2 | 2 | 3 |
| More than one-half white..... | 25 | 18 | 13 | 5 | 1 | 7 | 4 | 3 | 3 |
| Negro, white, and Indian..... | 1 | 1 | 1 | 1 | 1 | 1 | 1 | 1 | 1 |
| WISHRAM..... | 274 | 135 | 58 | 55 | 25 | 136 | 45 | 66 | 22 |
| Full blood..... | 210 | 108 | 46 | 40 | 22 | 108 | 30 | 55 | 20 |
| Full tribal..... | 154 | 76 | 23 | 33 | 20 | 78 | 12 | 43 | 20 |
| Mixed tribal..... | 56 | 29 | 21 | 6 | 2 | 27 | 15 | 12 | 1 |
| Two tribes..... | 51 | 25 | 17 | 6 | 2 | 26 | 15 | 11 | 1 |
| Three or more tribes..... | 5 | 4 | 4 | 1 | 1 | 1 | 1 | 1 | 1 |
| Tribal blood of one parent unknown..... | 6 | 3 | 2 | 1 | 1 | 3 | 3 | 1 | 1 |
| Mixed blood..... | 57 | 30 | 12 | 15 | 3 | 27 | 15 | 10 | 2 |
| White and Indian..... | 38 | 19 | 7 | 11 | 1 | 19 | 9 | 8 | 2 |
| Less than one-half white..... | 4 | 1 | 1 | 1 | 1 | 3 | 3 | 3 | 1 |
| Half white, half Indian..... | 22 | 11 | 2 | 8 | 1 | 11 | 5 | 4 | 2 |
| More than one-half white..... | 12 | 7 | 5 | 2 | 1 | 5 | 4 | 1 | 1 |
| Negro and Indian..... | 3 | 3 | 1 | 2 | 2 | 3 | 3 | 1 | 1 |
| Less than one-half white..... | 2 | 2 | 1 | 1 | 1 | 2 | 2 | 1 | 1 |
| Half Negro, half Indian..... | 1 | 1 | 1 | 1 | 1 | 1 | 1 | 1 | 1 |
| Negro, white, and Indian..... | 1 | 1 | 1 | 1 | 1 | 1 | 1 | 1 | 1 |
| Other races and Indian (Polynesian)..... | 15 | 7 | 4 | 1 | 2 | 8 | 6 | 2 | 2 |
| Blood not reported..... | 1 | 1 | 1 | 1 | 1 | 1 | 1 | 1 | 1 |
| CHITMACHAN STOCK. | | | | | | | | | |
| Total..... | 69 | 37 | 29 | 6 | 2 | 32 | 14 | 15 | 3 |
| Full blood (full tribal)..... | 10 | 4 | 1 | 1 | 2 | 6 | 3 | 6 | 3 |
| Mixed blood..... | 59 | 33 | 28 | 5 | 1 | 26 | 14 | 9 | 3 |
| White and Indian..... | 52 | 31 | 26 | 5 | 1 | 21 | 9 | 9 | 3 |
| Less than one-half white..... | 7 | 4 | 4 | 1 | 1 | 3 | 3 | 3 | 2 |
| Half white, half Indian..... | 15 | 9 | 8 | 1 | 1 | 6 | 2 | 2 | 2 |
| More than one-half white..... | 30 | 18 | 14 | 4 | 1 | 12 | 7 | 4 | 1 |
| Negro, white, and Indian..... | 7 | 2 | 2 | 2 | 2 | 5 | 5 | 1 | 1 |

| TRIBE AND MIXTURE OF BLOOD. | Both sexes. | MALE. | | | | FEMALE. | | | |
|--|-------------|----------------------|---------------|---------------|-------------------|----------------------|---------------|---------------|-------------------|
| | | To-tal. ¹ | Under 20 yrs. | 20 to 50 yrs. | 51 yrs. and over. | To-tal. ¹ | Under 20 yrs. | 20 to 50 yrs. | 51 yrs. and over. |
| CHUMASHAN STOCK. | | | | | | | | | |
| Total..... | 38 | 20 | 8 | 9 | 3 | 18 | 9 | 5 | 4 |
| Full blood (pure stock)..... | 7 | 3 | 1 | 2 | 4 | 4 | 4 | 4 | 4 |
| Mixed blood (white and Indian)..... | 31 | 17 | 8 | 8 | 1 | 14 | 9 | 5 | 5 |
| Less than one-half white..... | 2 | 2 | 2 | 2 | 2 | 2 | 2 | 2 | 2 |
| Half white, half Indian..... | 23 | 13 | 4 | 8 | 1 | 10 | 5 | 5 | 5 |
| More than one-half white..... | 5 | 3 | 3 | 3 | 2 | 2 | 2 | 2 | 2 |
| Unknown proportions ("Mexican" mixture)..... | 1 | 1 | 1 | 1 | 1 | 1 | 1 | 1 | 1 |
| SAN LUIS OBISPO..... | 1 | 1 | 1 | 1 | 1 | 1 | 1 | 1 | 1 |
| Full blood (full tribal)..... | 1 | 1 | 1 | 1 | 1 | 1 | 1 | 1 | 1 |
| SANTA BARBARA..... | 2 | 1 | 1 | 1 | 1 | 1 | 1 | 1 | 1 |
| Full blood (full tribal)..... | 1 | 1 | 1 | 1 | 1 | 1 | 1 | 1 | 1 |
| Mixed blood (half white, half Indian)..... | 1 | 1 | 1 | 1 | 1 | 1 | 1 | 1 | 1 |
| SANTA YNEZ..... | 35 | 18 | 8 | 8 | 2 | 17 | 8 | 5 | 4 |
| Full blood (full tribal)..... | 5 | 1 | 1 | 1 | 1 | 4 | 4 | 4 | 4 |
| Mixed blood (white and Indian)..... | 30 | 17 | 8 | 8 | 1 | 13 | 8 | 5 | 5 |
| Less than one-half white..... | 2 | 2 | 2 | 2 | 2 | 2 | 2 | 2 | 2 |
| Half white, half Indian..... | 22 | 13 | 4 | 8 | 1 | 9 | 4 | 5 | 5 |
| More than one-half white..... | 5 | 3 | 3 | 3 | 2 | 2 | 2 | 2 | 2 |
| Unknown proportions ("Mexican" mixture)..... | 1 | 1 | 1 | 1 | 1 | 1 | 1 | 1 | 1 |
| COSTANOAN STOCK. | | | | | | | | | |
| Total..... | 17 | 8 | 4 | 2 | 2 | 9 | 6 | 1 | 2 |
| Full blood (full tribal)..... | 4 | 1 | 1 | 1 | 1 | 3 | 2 | 1 | 1 |
| Mixed blood..... | 5 | 3 | 1 | 1 | 1 | 2 | 2 | 1 | 1 |
| White and Indian (less than one-half white)..... | 4 | 3 | 1 | 1 | 1 | 1 | 1 | 1 | 1 |
| Negro, white, and Indian..... | 1 | 1 | 1 | 1 | 1 | 1 | 1 | 1 | 1 |
| Blood not reported..... | 8 | 4 | 3 | 1 | 1 | 4 | 2 | 1 | 1 |
| CROATAN GROUP. | | | | | | | | | |
| Total..... | 5,865 | 2,913 | 1,643 | 968 | 293 | 2,952 | 1,650 | 1,054 | 246 |
| Full blood..... | 458 | 222 | 127 | 72 | 20 | 236 | 130 | 88 | 17 |
| Full tribal..... | 457 | 221 | 126 | 72 | 20 | 236 | 130 | 88 | 17 |
| Mixed tribal (two tribes)..... | 1 | 1 | 1 | 1 | 1 | 1 | 1 | 1 | 1 |
| Mixed blood..... | 5,372 | 2,674 | 1,505 | 892 | 276 | 2,698 | 1,511 | 960 | 226 |
| White and Indian..... | 4,668 | 2,306 | 1,298 | 776 | 232 | 2,362 | 1,314 | 847 | 200 |
| Less than one-half white..... | 2,540 | 1,276 | 737 | 413 | 126 | 1,264 | 713 | 443 | 167 |
| Half white, half Indian..... | 1,856 | 898 | 488 | 317 | 93 | 958 | 517 | 360 | 81 |
| More than one-half white..... | 272 | 132 | 73 | 46 | 13 | 140 | 84 | 44 | 12 |
| Negro and Indian..... | 190 | 108 | 51 | 40 | 12 | 87 | 43 | 33 | 11 |
| Less than one-half white..... | 162 | 89 | 47 | 33 | 9 | 73 | 36 | 27 | 10 |
| Half Negro, half Indian..... | 6 | 3 | 3 | 3 | 3 | 3 | 2 | 1 | 1 |
| More than one-half white..... | 19 | 9 | 4 | 4 | 1 | 10 | 5 | 4 | 1 |
| Negro..... | 3 | 2 | 2 | 2 | 2 | 1 | 1 | 1 | 1 |
| Unknown proportions..... | 494 | 253 | 149 | 72 | 31 | 241 | 149 | 78 | 14 |
| Negro, white, and Indian..... | 4 | 2 | 2 | 2 | 2 | 2 | 2 | 2 | 2 |
| Either white or Negro and Indian..... | 10 | 5 | 5 | 4 | 1 | 6 | 3 | 2 | 1 |
| Mixture unknown..... | 35 | 17 | 11 | 4 | 2 | 18 | 9 | 6 | 3 |
| Blood not reported..... | 35 | 17 | 11 | 4 | 2 | 18 | 9 | 6 | 3 |

¹ Totals include persons of unknown age.

INDIANS IN EACH STOCK AND TRIBE IN THE UNITED STATES, CLASSIFIED ACCORDING TO SEX AND AGE PERIODS, BY MIXTURE OF BLOOD: 1910—Continued.

| Table 51—Continued. TRIBE AND MIXTURE OF BLOOD. | | MALE. | | | | FEMALE. | | | | Both sexes. | | MALE. | | | | FEMALE. | | | |
|--|--------|---------------------|---------------|---------------|-------------------|---------------------|---------------|---------------|-------------------|-------------|--|---------------------|---------------|---------------|-------------------|---------------------|---------------|---------------|-------------------|
| | | Total. ¹ | Under 20 yrs. | 20 to 50 yrs. | 51 yrs. and over. | Total. ¹ | Under 20 yrs. | 20 to 50 yrs. | 51 yrs. and over. | | | Total. ¹ | Under 20 yrs. | 20 to 50 yrs. | 51 yrs. and over. | Total. ¹ | Under 20 yrs. | 20 to 50 yrs. | 51 yrs. and over. |
| ESKIMAUTAN STOCK. | | | | | | | | | | | | | | | | | | | |
| Total..... | 56 | 23 | 22 | 5 | 1 | 23 | 24 | 4 | | | | | | | | | | | |
| Full blood (pure stock).... | 8 | 7 | 3 | 3 | 1 | 1 | 1 | | | | | | | | | | | | |
| Mixed blood (white and Indian)..... | 48 | 21 | 19 | 2 | | 27 | 23 | 4 | | | | | | | | | | | |
| Less than one-half white..... | 4 | 1 | 1 | | | 3 | 1 | 2 | | | | | | | | | | | |
| Half white, half Indian..... | 25 | 9 | 8 | 1 | | 16 | 14 | 2 | | | | | | | | | | | |
| More than one-half white..... | 19 | 11 | 10 | 1 | | 8 | 8 | | | | | | | | | | | | |
| ALEUT..... | | | | | | | | | | | | | | | | | | | |
| Total..... | 40 | 21 | 17 | 4 | | 19 | 19 | | | | | | | | | | | | |
| Full blood (full tribal).... | 3 | 3 | 1 | 2 | | | | | | | | | | | | | | | |
| Mixed blood (white and Indian)..... | 37 | 18 | 16 | 2 | | 19 | 19 | | | | | | | | | | | | |
| Less than one-half white..... | 1 | 1 | 1 | | | | | | | | | | | | | | | | |
| Half white, half Indian..... | 23 | 9 | 8 | 1 | | 14 | 14 | | | | | | | | | | | | |
| More than one-half white..... | 13 | 8 | 7 | 1 | | 5 | 5 | | | | | | | | | | | | |
| MALEMIUT..... | | | | | | | | | | | | | | | | | | | |
| Total..... | 2 | | | | | 2 | 2 | | | | | | | | | | | | |
| Mixed blood (white and Indian)..... | 2 | | | | | 2 | 2 | | | | | | | | | | | | |
| HAIDAN STOCK. | | | | | | | | | | | | | | | | | | | |
| Total..... | 31 | 22 | 17 | 3 | 2 | 9 | 6 | 2 | 1 | | | | | | | | | | |
| Full blood (full tribal).... | 11 | 7 | 4 | 2 | 1 | 4 | 2 | 1 | 1 | | | | | | | | | | |
| Mixed blood (white and Indian)..... | 20 | 15 | 13 | 1 | 1 | 5 | 4 | 1 | | | | | | | | | | | |
| Less than one-half white..... | 2 | 2 | 2 | | | | | | | | | | | | | | | | |
| Half white, half Indian..... | 12 | 9 | 7 | 1 | 1 | 3 | 2 | 1 | | | | | | | | | | | |
| More than one-half white..... | 6 | 4 | 4 | | | 2 | 2 | | | | | | | | | | | | |
| IROQUOIAN STOCK. | | | | | | | | | | | | | | | | | | | |
| Total..... | 39,679 | 20,339 | 11,717 | 6,769 | 1,829 | 19,340 | 11,324 | 6,396 | 1,601 | | | | | | | | | | |
| Full blood..... | 11,936 | 6,143 | 2,739 | 2,517 | 875 | 5,793 | 2,652 | 2,358 | 770 | | | | | | | | | | |
| Pure stock..... | 11,618 | 5,979 | 2,635 | 2,406 | 867 | 5,639 | 2,549 | 2,315 | 771 | | | | | | | | | | |
| Mixed stock (two stocks)..... | 183 | 105 | 56 | 41 | 8 | 78 | 43 | 20 | 6 | | | | | | | | | | |
| Stock in part unknown..... | 138 | 59 | 48 | 10 | | 70 | 60 | 14 | 2 | | | | | | | | | | |
| Mixed blood..... | 27,143 | 13,917 | 8,344 | 4,139 | 917 | 13,226 | 8,504 | 3,926 | 789 | | | | | | | | | | |
| White and Indian..... | 26,102 | 13,332 | 8,582 | 3,926 | 858 | 12,720 | 8,238 | 3,747 | 738 | | | | | | | | | | |
| Less than one-half white..... | 2,137 | 1,101 | 598 | 395 | 103 | 1,030 | 590 | 365 | 81 | | | | | | | | | | |
| Half white, half Indian..... | 3,835 | 1,999 | 978 | 765 | 250 | 1,836 | 898 | 708 | 227 | | | | | | | | | | |
| More than one-half white..... | 19,994 | 10,207 | 6,952 | 2,748 | 490 | 9,787 | 6,693 | 2,664 | 426 | | | | | | | | | | |
| Unknown proportions and "Mexican" mixture..... | 136 | 75 | 54 | 18 | 3 | 61 | 47 | 10 | 4 | | | | | | | | | | |
| Negro and Indian..... | 305 | 164 | 86 | 60 | 17 | 141 | 80 | 52 | 9 | | | | | | | | | | |
| Less than one-half Negro..... | 55 | 28 | 13 | 13 | 1 | 27 | 14 | 9 | 4 | | | | | | | | | | |
| Half Negro, half Indian..... | 60 | 32 | 10 | 14 | 8 | 28 | 14 | 12 | 2 | | | | | | | | | | |
| More than one-half Negro..... | 190 | 104 | 63 | 33 | 8 | 86 | 52 | 31 | 3 | | | | | | | | | | |
| Negro, white, and Indian..... | 267 | 125 | 70 | 39 | 16 | 142 | 101 | 31 | 10 | | | | | | | | | | |
| Either white or Negro and Indian..... | 287 | 151 | 64 | 74 | 13 | 136 | 50 | 61 | 25 | | | | | | | | | | |
| Mixture unknown..... | 182 | 95 | 42 | 40 | 13 | 87 | 45 | 35 | 7 | | | | | | | | | | |
| Blood not reported..... | 600 | 279 | 134 | 103 | 37 | 321 | 168 | 112 | 33 | | | | | | | | | | |
| CAYUGA..... | | | | | | | | | | | | | | | | | | | |
| Total..... | 81 | 41 | 11 | 20 | 10 | 40 | 20 | 18 | 2 | | | | | | | | | | |
| Full blood..... | 56 | 31 | 9 | 14 | 8 | 25 | 13 | 11 | 1 | | | | | | | | | | |
| Full tribal..... | 18 | 9 | 4 | 4 | 1 | 9 | 3 | 6 | | | | | | | | | | | |
| Mixed tribal..... | 33 | 22 | 5 | 10 | 7 | 16 | 10 | 5 | 1 | | | | | | | | | | |
| Two tribes..... | 37 | 22 | 5 | 10 | 7 | 15 | 9 | 5 | 1 | | | | | | | | | | |
| Three or more tribes..... | 1 | | | | | 1 | 1 | | | | | | | | | | | | |
| Mixed blood..... | 19 | 7 | 1 | 4 | 2 | 12 | 6 | 5 | 1 | | | | | | | | | | |
| White and Indian..... | 17 | 6 | 1 | 3 | 2 | 11 | 6 | 5 | | | | | | | | | | | |
| Less than one-half white..... | 7 | 2 | 1 | | | 5 | 3 | 2 | | | | | | | | | | | |
| Half white, half Indian..... | 4 | 2 | | 2 | | 2 | | 2 | | | | | | | | | | | |
| More than one-half white..... | 6 | 2 | | 1 | 1 | 4 | 3 | 1 | | | | | | | | | | | |
| Mixture unknown..... | 2 | 1 | | 1 | | 1 | | 1 | | | | | | | | | | | |
| Blood not reported..... | 9 | 3 | 1 | 2 | | 3 | 1 | 2 | | | | | | | | | | | |
| IROQUOIAN STOCK—Continued. | | | | | | | | | | | | | | | | | | | |
| CHEROKEE..... | 31,489 | 16,105 | 9,727 | 5,131 | 1,229 | 15,384 | 9,301 | 4,937 | 1,138 | | | | | | | | | | |
| Full blood..... | 6,900 | 3,555 | 1,807 | 1,475 | 472 | 3,345 | 1,468 | 1,414 | 470 | | | | | | | | | | |
| Full tribal..... | 6,785 | 3,487 | 1,567 | 1,448 | 471 | 3,293 | 1,449 | 1,388 | 457 | | | | | | | | | | |
| Mixed tribal..... | 95 | 58 | 33 | 24 | 1 | 37 | 16 | 19 | 2 | | | | | | | | | | |
| Two tribes..... | 94 | 57 | 32 | 24 | 1 | 37 | 16 | 19 | 2 | | | | | | | | | | |
| Three or more tribes..... | 1 | 1 | 1 | | | | | | | | | | | | | | | | |
| Tribal blood of one parent unknown..... | 20 | 10 | 7 | 3 | | 10 | 3 | 6 | 1 | | | | | | | | | | |
| Mixed blood..... | 24,329 | 12,426 | 8,048 | 3,617 | 746 | 11,903 | 7,762 | 3,469 | 607 | | | | | | | | | | |
| White and Indian..... | 23,510 | 12,005 | 7,834 | 3,453 | 704 | 11,505 | 7,533 | 3,322 | 525 | | | | | | | | | | |
| Less than one-half white..... | 1,702 | 867 | 462 | 325 | 78 | 835 | 476 | 295 | 64 | | | | | | | | | | |
| Half white, half Indian..... | 2,294 | 1,193 | 573 | 458 | 158 | 1,101 | 512 | 439 | 149 | | | | | | | | | | |
| More than one-half white..... | 19,384 | 9,871 | 6,746 | 2,652 | 465 | 9,513 | 6,523 | 2,578 | 408 | | | | | | | | | | |
| Unknown proportions, and "Mexican" mixture..... | 130 | 74 | 53 | 18 | 3 | 56 | 42 | 10 | 4 | | | | | | | | | | |
| Negro and Indian..... | 209 | 161 | 86 | 57 | 17 | 138 | 78 | 52 | 8 | | | | | | | | | | |
| Less than one-half Negro..... | 51 | 25 | 13 | 10 | 1 | 26 | 14 | 9 | 3 | | | | | | | | | | |
| Half Negro, half Indian..... | 58 | 32 | 10 | 14 | 8 | 26 | 12 | 12 | 2 | | | | | | | | | | |
| More than one-half Negro..... | 190 | 104 | 63 | 33 | 8 | 86 | 52 | 31 | 3 | | | | | | | | | | |
| Negro, white, and Indian..... | 165 | 74 | 44 | 23 | 7 | 91 | 58 | 25 | 3 | | | | | | | | | | |
| Either white or Negro and Indian..... | 285 | 149 | 83 | 73 | 13 | 136 | 50 | 61 | 25 | | | | | | | | | | |
| Mixture unknown..... | 70 | 37 | 21 | 11 | 5 | 33 | 23 | 9 | 1 | | | | | | | | | | |
| Blood not reported..... | 260 | 124 | 72 | 39 | 11 | 136 | 71 | 54 | 11 | | | | | | | | | | |
| CHEROKEE (Okla-homa)..... | | | | | | | | | | | | | | | | | | | |
| Total..... | 29,610 | 15,083 | 9,226 | 4,746 | 1,063 | 14,527 | 8,866 | 4,629 | 1,025 | | | | | | | | | | |
| Full blood..... | 5,919 | 3,024 | 1,387 | 1,255 | 381 | 2,895 | 1,297 | 1,222 | 374 | | | | | | | | | | |
| Full tribal..... | 5,827 | 2,970 | 1,357 | 1,232 | 380 | 2,857 | 1,284 | 1,200 | 371 | | | | | | | | | | |
| Mixed tribal..... | 72 | 44 | 23 | 20 | 1 | 28 | 10 | 16 | 2 | | | | | | | | | | |
| Two tribes..... | 71 | 43 | 22 | 20 | 1 | 28 | 10 | 16 | 2 | | | | | | | | | | |
| Three or more tribes..... | 1 | 1 | 1 | | | | | | | | | | | | | | | | |
| Tribal blood of one parent unknown..... | 20 | 10 | 7 | 3 | | 10 | 3 | 6 | 1 | | | | | | | | | | |
| Mixed blood..... | 23,440 | 11,939 | 7,709 | 3,454 | 701 | 11,501 | 7,499 | 3,357 | 640 | | | | | | | | | | |
| White and Indian..... | 22,722 | 11,569 | 7,580 | 3,309 | 603 | 11,156 | 7,322 | 3,227 | 602 | | | | | | | | | | |
| Less than one-half white..... | 1,429 | 713 | 322 | 268 | 60 | 711 | 393 | 208 | 52 | | | | | | | | | | |
| Half white, half Indian..... | 2,172 | 1,114 | 540 | 428 | 144 | 1,058 | 495 | 419 | 143 | | | | | | | | | | |
| More than one-half white..... | 18,007 | 9,664 | 6,608 | 2,598 | 450 | 9,333 | 6,394 | 2,532 | 403 | | | | | | | | | | |
| Unknown proportions, and "Mexican" mixture..... | 124 | 70 | 50 | 17 | 3 | 54 | 40 | 10 | 4 | | | | | | | | | | |
| Negro and Indian..... | 278 | 147 | 81 | 48 | 17 | 131 | 76 | 47 | 8 | | | | | | | | | | |
| Less than one-half Negro..... | 49 | 23 | 13 | 8 | 1 | | | | | | | | | | | | | | |

INDIANS IN THE UNITED STATES.

INDIANS IN EACH STOCK AND TRIBE IN THE UNITED STATES, CLASSIFIED ACCORDING TO SEX AND AGE PERIODS, BY MIXTURE OF BLOOD: 1910—Continued.

Table 51—Continued. IROQUOIAN STOCK—Continued. KALAPOOIAN STOCK—Continued. KALAPOOIAN STOCK. KALAPOOIAN STOCK. KAROK STOCK. KERESAN STOCK. Table with columns for Tribe and Mixture of Blood, Both sexes, Male (Total, Under 20, 20 to 50, 51 yrs. and over), and Female (Total, Under 20, 20 to 50, 51 yrs. and over). Rows include various tribes like Tuscarora, Wyandot, Kalaipoia, Laramut, Mary's River, Saniam, Wapato, Yamel, Yonkalla, and Karok.

1 Totals include persons of unknown age.

STOCKS AND TRIBES, BY SEX, AGE, AND BLOOD.

135

INDIANS IN EACH STOCK AND TRIBE IN THE UNITED STATES, CLASSIFIED ACCORDING TO SEX AND AGE PERIODS, BY MIXTURE OF BLOOD: 1910—Continued.

Table 51—Continued.

| TRIBE AND MIXTURE OF BLOOD. | Both sexes. | MALE. | | | | FEMALE. | | | |
|-----------------------------|-------------|----------------------|----------------|---------------|-------------------|----------------------|----------------|---------------|-------------------|
| | | To-tal. ¹ | Un-der 20 yrs. | 20 to 50 yrs. | 51 yrs. and over. | To-tal. ¹ | Un-der 20 yrs. | 20 to 50 yrs. | 51 yrs. and over. |

| TRIBE AND MIXTURE OF BLOOD. | Both sexes. | MALE. | | | | FEMALE. | | | |
|-----------------------------|-------------|----------------------|----------------|---------------|-------------------|----------------------|----------------|---------------|-------------------|
| | | To-tal. ¹ | Un-der 20 yrs. | 20 to 50 yrs. | 51 yrs. and over. | To-tal. ¹ | Un-der 20 yrs. | 20 to 50 yrs. | 51 yrs. and over. |

KERESAN STOCK—Continued.

| TRIBE AND MIXTURE OF BLOOD. | Both sexes. | To-tal. ¹ | Un-der 20 yrs. | 20 to 50 yrs. | 51 yrs. and over. | To-tal. ¹ | Un-der 20 yrs. | 20 to 50 yrs. | 51 yrs. and over. |
|---|-------------|----------------------|----------------|---------------|-------------------|----------------------|----------------|---------------|-------------------|
| SAN FELIPE..... | 490 | 272 | 104 | 131 | 37 | 218 | 109 | 75 | 33 |
| Full blood..... | 489 | 271 | 104 | 131 | 36 | 218 | 109 | 75 | 33 |
| Full tribal..... | 487 | 269 | 102 | 131 | 36 | 218 | 109 | 75 | 33 |
| Mixed tribal (two tribes). | 2 | 2 | 2 | | | | | | |
| Mixed blood (half white, half Indian)..... | 1 | 1 | | | 1 | | | | |
| SANTA ANA..... | 211 | 125 | 45 | 59 | 22 | 86 | 41 | 42 | 3 |
| Full blood: | | | | | | | | | |
| Full tribal..... | 206 | 123 | 44 | 58 | 21 | 83 | 39 | 41 | 3 |
| Mixed tribal (two tribes). | 5 | 2 | 1 | | 1 | 3 | 2 | 1 | |
| SANTO DOMINGO..... | 817 | 434 | 217 | 176 | 41 | 383 | 198 | 168 | 17 |
| Full blood: | | | | | | | | | |
| Full tribal..... | 811 | 431 | 214 | 176 | 41 | 380 | 195 | 168 | 17 |
| Mixed tribal (two tribes). | 6 | 3 | 3 | | | 3 | 3 | | |
| SIA..... | 100 | 61 | 32 | 20 | 9 | 48 | 19 | 23 | 6 |
| Full blood: | | | | | | | | | |
| Full tribal..... | 98 | 52 | 28 | 17 | 7 | 46 | 18 | 22 | 6 |
| Mixed tribal..... | 11 | 9 | 4 | 3 | 2 | 2 | 1 | 1 | |
| Two tribes..... | 10 | 8 | 3 | 3 | 2 | 2 | 1 | 1 | |
| Three or more tribes..... | 1 | 1 | 1 | | | | | | |

KIOWAN STOCK.

| TRIBE AND MIXTURE OF BLOOD. | Both sexes. | To-tal. ¹ | Un-der 20 yrs. | 20 to 50 yrs. | 51 yrs. and over. | To-tal. ¹ | Un-der 20 yrs. | 20 to 50 yrs. | 51 yrs. and over. |
|--|-------------|----------------------|----------------|---------------|-------------------|----------------------|----------------|---------------|-------------------|
| Total..... | 1,120 | 536 | 305 | 168 | 61 | 590 | 329 | 193 | 66 |
| Full blood..... | 818 | 373 | 189 | 128 | 54 | 445 | 215 | 170 | 60 |
| Full tribal..... | 760 | 353 | 175 | 124 | 53 | 413 | 193 | 163 | 57 |
| Mixed tribal..... | 48 | 20 | 14 | 4 | 1 | 28 | 19 | 6 | 3 |
| Two tribes..... | 39 | 17 | 12 | 3 | 1 | 22 | 13 | 6 | 3 |
| Three or more tribes..... | 9 | 3 | 2 | 1 | | 6 | 6 | | |
| Tribal blood of one parent unknown..... | 4 | | | | | 4 | 3 | 1 | |
| Mixed blood (white and Indian)..... | 290 | 159 | 116 | 38 | 5 | 137 | 109 | 22 | 4 |
| Less than one-half white..... | 103 | 59 | 49 | 10 | | 44 | 37 | 7 | |
| Half white, half Indian..... | 39 | 21 | 11 | 10 | | 18 | 12 | 6 | |
| More than one-half white..... | 1 | 1 | 1 | | | | | | |
| Unknown proportions ("Mexican" mixture)..... | 153 | 78 | 55 | 18 | 5 | 75 | 60 | 9 | 4 |
| Blood not reported..... | 12 | 4 | | 2 | 2 | 8 | 5 | 1 | 2 |

KUSAN STOCK.

| TRIBE AND MIXTURE OF BLOOD. | Both sexes. | To-tal. ¹ | Un-der 20 yrs. | 20 to 50 yrs. | 51 yrs. and over. | To-tal. ¹ | Un-der 20 yrs. | 20 to 50 yrs. | 51 yrs. and over. |
|--|-------------|----------------------|----------------|---------------|-------------------|----------------------|----------------|---------------|-------------------|
| Total..... | 93 | 51 | 21 | 21 | 9 | 42 | 19 | 9 | 13 |
| Full blood..... | 85 | 16 | | 9 | 7 | 19 | 4 | 3 | 11 |
| Full tribal..... | 30 | 15 | | 8 | 7 | 15 | 3 | 3 | 9 |
| Mixed tribal..... | 5 | 1 | | 1 | | 4 | 1 | | 2 |
| Two tribes..... | 4 | 1 | | 1 | | 3 | | | 2 |
| Three or more tribes..... | 1 | | | | | 1 | 1 | | |
| Mixed blood (white and Indian)..... | 58 | 35 | 21 | 12 | 2 | 23 | 15 | 6 | 2 |
| Less than one-half white..... | 17 | 10 | 8 | 2 | | 7 | 7 | | |
| Half white, half Indian..... | 30 | 17 | 7 | 8 | 2 | 13 | 6 | 5 | 2 |
| More than one-half white..... | 11 | 8 | 6 | 2 | | 3 | 2 | 1 | |

KUTENAIAN STOCK.

| TRIBE AND MIXTURE OF BLOOD. | Both sexes. | To-tal. ¹ | Un-der 20 yrs. | 20 to 50 yrs. | 51 yrs. and over. | To-tal. ¹ | Un-der 20 yrs. | 20 to 50 yrs. | 51 yrs. and over. |
|--|-------------|----------------------|----------------|---------------|-------------------|----------------------|----------------|---------------|-------------------|
| Total..... | 538 | 286 | 132 | 119 | 35 | 252 | 114 | 105 | 33 |
| Full blood..... | 255 | 130 | 44 | 59 | 27 | 125 | 39 | 64 | 22 |
| Full tribal..... | 246 | 122 | 44 | 54 | 24 | 124 | 38 | 64 | 22 |
| Mixed tribal (two tribes). | 9 | 8 | | 5 | 3 | 1 | 1 | | |
| Mixed blood (white and Indian)..... | 283 | 156 | 88 | 60 | 8 | 127 | 75 | 41 | 11 |
| Less than one-half white..... | 22 | 15 | 8 | 3 | 4 | 7 | 3 | 1 | 3 |
| Half white, half Indian..... | 60 | 25 | 9 | 14 | 2 | 35 | 12 | 17 | 6 |
| More than one-half white..... | 201 | 116 | 71 | 43 | 2 | 85 | 60 | 23 | 2 |

LUTUAMIAN STOCK.

| TRIBE AND MIXTURE OF BLOOD. | Both sexes. | To-tal. ¹ | Un-der 20 yrs. | 20 to 50 yrs. | 51 yrs. and over. | To-tal. ¹ | Un-der 20 yrs. | 20 to 50 yrs. | 51 yrs. and over. |
|--|-------------|----------------------|----------------|---------------|-------------------|----------------------|----------------|---------------|-------------------|
| Total..... | 978 | 468 | 218 | 172 | 78 | 510 | 225 | 167 | 117 |
| Full blood..... | 657 | 297 | 109 | 114 | 73 | 380 | 121 | 122 | 116 |
| Pure stock..... | 581 | 262 | 82 | 107 | 72 | 319 | 95 | 115 | 108 |
| Mixed stock (two stocks)..... | 51 | 23 | 15 | 7 | 1 | 28 | 14 | 6 | 8 |
| Stock in part unknown..... | 25 | 12 | 12 | | | 13 | 12 | | |
| Mixed blood..... | 320 | 170 | 108 | 58 | 3 | 150 | 104 | 45 | 1 |
| White and Indian..... | 294 | 155 | 98 | 53 | 3 | 139 | 96 | 42 | 1 |
| Less than one-half white..... | 79 | 45 | 39 | 6 | | 34 | 32 | 2 | |
| Half white, half Indian..... | 148 | 76 | 32 | 40 | 3 | 72 | 36 | 35 | 1 |
| More than one-half white..... | 67 | 34 | 27 | 7 | | 33 | 28 | 5 | |
| Negro and Indian..... | 25 | 15 | 10 | 5 | | 10 | 8 | 2 | |
| Less than one-half Negro..... | 21 | 12 | 9 | 3 | | 9 | 8 | 1 | |
| Half Negro, half Indian..... | 4 | 3 | 1 | 2 | | 1 | 1 | | |
| Negro, white, and Indian..... | 1 | | | | | 1 | | | |
| Blood not reported..... | 1 | 1 | 1 | | | | | | |
| KLAMATH..... | 696 | 334 | 156 | 119 | 58 | 362 | 157 | 120 | 84 |
| Full blood..... | 459 | 209 | 78 | 75 | 55 | 250 | 78 | 88 | 83 |
| Full tribal..... | 380 | 170 | 54 | 63 | 52 | 210 | 56 | 76 | 77 |
| Mixed tribal..... | 79 | 39 | 24 | 12 | 3 | 40 | 22 | 12 | 6 |
| Two tribes..... | 68 | 34 | 19 | 12 | 3 | 34 | 17 | 11 | 6 |
| Three or more tribes..... | 11 | 5 | 5 | | | 6 | 5 | 1 | |
| Mixed blood..... | 236 | 124 | 77 | 44 | 3 | 112 | 79 | 32 | 1 |
| White and Indian..... | 210 | 109 | 67 | 39 | 3 | 101 | 71 | 29 | 1 |
| Less than one-half white..... | 63 | 37 | 33 | 4 | | 26 | 26 | | |
| Half white, half Indian..... | 98 | 50 | 15 | 32 | 3 | 48 | 22 | 25 | 1 |
| More than one-half white..... | 49 | 22 | 19 | 3 | | 27 | 23 | 4 | |
| Negro and Indian..... | 25 | 15 | 10 | 5 | | 10 | 8 | 2 | |
| Less than one-half Negro..... | 21 | 12 | 9 | 3 | | 9 | 8 | 1 | |
| Half Negro, half Indian..... | 4 | 3 | 1 | 2 | | 1 | 1 | | |
| Negro, white, and Indian..... | 1 | | | | | 1 | | | |
| Blood not reported..... | 1 | 1 | 1 | | | | | | |
| MODOC..... | 282 | 134 | 62 | 53 | 18 | 148 | 68 | 47 | 33 |
| Full blood..... | 195 | 88 | 31 | 39 | 18 | 110 | 43 | 34 | 33 |
| Full tribal..... | 124 | 53 | 10 | 28 | 15 | 71 | 15 | 27 | 20 |
| Mixed tribal..... | 74 | 35 | 21 | 11 | 3 | 39 | 28 | 7 | 4 |
| Two tribes..... | 60 | 28 | 14 | 11 | 3 | 32 | 21 | 7 | 4 |
| Three or more tribes..... | 14 | 7 | 7 | | | 7 | 7 | | |
| Mixed blood (white and Indian)..... | 84 | 46 | 31 | 14 | | 38 | 25 | 13 | |
| Less than one-half white..... | 16 | 8 | 6 | 2 | | 8 | 6 | 2 | |
| Half white, half Indian..... | 50 | 26 | 17 | 8 | | 24 | 14 | 10 | |
| More than one-half white..... | 18 | 12 | 8 | 4 | | 6 | 5 | 1 | |

MAIDU STOCK.

| TRIBE AND MIXTURE OF BLOOD. | Both sexes. | To-tal. ¹ | Un-der 20 yrs. | 20 to 50 yrs. | 51 yrs. and over. | To-tal. ¹ | Un-der 20 yrs. | 20 to 50 yrs. | 51 yrs. and over. |
|---|-------------|----------------------|----------------|---------------|-------------------|----------------------|----------------|---------------|-------------------|
| Total..... | 1,100 | 568 | 258 | 224 | 86 | 532 | 264 | 184 | 80 |
| Full blood..... | 544 | 269 | 87 | 104 | 78 | 275 | 94 | 102 | 75 |
| Full tribal..... | 513 | 254 | 80 | 98 | 76 | 259 | 85 | 96 | 74 |
| Mixed tribal..... | 31 | 15 | 7 | 6 | 2 | 16 | 9 | 6 | 1 |
| Two tribes..... | 29 | 13 | 6 | 5 | 2 | 16 | 9 | 6 | 1 |
| Three or more tribes..... | 2 | 2 | 1 | 1 | | | | | |
| Mixed blood..... | 541 | 290 | 169 | 115 | 6 | 251 | 169 | 78 | 4 |
| White and Indian..... | 525 | 280 | 162 | 113 | 5 | 245 | 165 | 76 | 4 |
| Less than one-half white..... | 161 | 87 | 67 | 19 | 1 | 74 | 61 | 13 | |
| Half white, half Indian..... | 290 | 151 | 61 | 86 | 4 | 139 | 76 | 69 | 4 |
| More than one-half white..... | 71 | 42 | 34 | 8 | | 29 | 26 | 3 | |
| Unknown proportions ("Mexican" mixture)..... | 3 | | | | | 3 | 2 | 1 | |
| Negro and Indian (half Negro, half Indian)..... | 1 | 1 | | | | | | | |
| Negro, white, and Indian..... | 7 | 6 | 5 | 1 | | 1 | | 1 | |
| Other races and Indian..... | 8 | 3 | 2 | | | 5 | 4 | 1 | |
| Polynesian..... | 2 | 1 | | | | 1 | | 1 | |
| Chinese..... | 6 | 2 | 2 | | | 4 | 4 | | |
| Blood not reported..... | 15 | 9 | 2 | 5 | 2 | 6 | 1 | 4 | 1 |

¹ Totals include persons of unknown age.

INDIANS IN EACH STOCK AND TRIBE IN THE UNITED STATES, CLASSIFIED ACCORDING TO SEX AND AGE PERIODS, BY MIXTURE OF BLOOD: 1910—Continued.

| Table 51—Continued. | Both sexes. | MALE. | | | | FEMALE. | | | | Both sexes. | MALE. | | | | FEMALE. | | | |
|--|---|---|---|---|--|--|--|---|--|---------------------------------------|---------------------|---------------|---------------|-------------------|---------------------|---------------|---------------|-------------------|
| | | Total. ¹ | Under 20 yrs. | 20 to 50 yrs. | 51 yrs. and over. | Total. ¹ | Under 20 yrs. | 20 to 50 yrs. | 51 yrs. and over. | | Total. ¹ | Under 20 yrs. | 20 to 50 yrs. | 51 yrs. and over. | Total. ¹ | Under 20 yrs. | 20 to 50 yrs. | 51 yrs. and over. |
| | | | | | | | | | | | | | | | | | | |
| MIWOK STOCK. | | | | | | | | | | | | | | | | | | |
| Total..... | 699 | 340 | 151 | 142 | 44 | 359 | 162 | 127 | 69 | | | | | | | | | |
| Full blood..... | 343 | 163 | 51 | 74 | 37 | 180 | 48 | 67 | 65 | | | | | | | | | |
| Pure stock..... | 314 | 146 | 43 | 66 | 36 | 168 | 40 | 64 | 64 | | | | | | | | | |
| Mixed stock (two stocks). Stock in part unknown..... | 19 10 | 10 7 | 4 4 | 6 2 | 1 | 9 3 | 5 3 | 3 3 | 1 | | | | | | | | | |
| Mixed blood..... | 355 | 177 | 100 | 68 | 7 | 178 | 114 | 59 | 4 | | | | | | | | | |
| White and Indian..... | 354 | 176 | 100 | 67 | 7 | 178 | 114 | 59 | 4 | | | | | | | | | |
| Less than one-half white..... | 87 | 45 | 33 | 11 | 1 | 42 | 39 | 3 | 4 | | | | | | | | | |
| Half white, half Indian. More than one-half white..... | 169 76 | 85 41 | 29 34 | 48 7 | 6 | 84 35 | 33 28 | 40 7 | 4 | | | | | | | | | |
| Unknown proportions ("Mexican" mixture). Negro and Indian (half Negro, half Indian). Blood not reported..... | 22 1 1 | 5 1 1 | 4 1 1 | 1 1 1 | | 17 1 | 14 1 | 3 1 | | | | | | | | | | |
| MARIN..... | | | | | | | | | | | | | | | | | | |
| Total..... | 22 | 14 | 4 | 7 | 3 | 8 | 6 | 1 | 1 | | | | | | | | | |
| Full blood (full tribal). Mixed blood (white and Indian). Less than one-half white. Half white, half Indian. More than one-half white. | 4 18 13 3 2 | 3 11 8 2 1 | | 2 4 3 1 1 | 1 2 4 1 1 | 1 7 5 1 1 | | 1 6 5 1 1 | 1 | | | | | | | | | |
| MIDDLE TOWN..... | | | | | | | | | | | | | | | | | | |
| Total..... | 7 | 3 | 1 | 1 | 1 | 4 | 3 | 1 | | | | | | | | | | |
| Full blood..... Full tribal..... Mixed tribal (two tribes). Mixed blood (white and Indian). Less than one-half white. Half white, half Indian. Unknown proportions ("Mexican" mixture). Miwok..... | 4 2 2 3 1 1 1 670 | 1 1 1 2 1 1 1 323 | | 1 1 1 1 1 1 1 146 | 1 1 1 1 1 1 1 134 | 1 3 2 1 1 1 1 347 | | 2 1 2 1 1 1 1 153 | 1 1 1 1 1 1 1 125 | 1 1 1 1 1 1 1 68 | | | | | | | | |
| Full blood..... Full tribal..... Mixed tribal..... Two tribes..... Three or more tribes. Tribal blood of one parent unknown. Mixed blood..... White and Indian..... Less than one-half white. Half white, half Indian. More than one-half white. Unknown proportions ("Mexican" mixture). Negro and Indian (half Negro, half Indian). Blood not reported..... | 335 308 22 17 5 5 334 333 73 165 74 21 1 1 | 159 142 13 10 3 4 164 163 37 82 40 4 1 1 | 51 43 7 4 3 1 95 61 30 27 34 4 1 1 | 72 64 6 6 6 2 62 51 7 48 6 4 1 1 | 35 34 6 6 6 2 5 5 7 5 34 17 1 1 | 176 166 9 9 9 2 170 170 36 83 34 17 1 1 | 46 40 5 3 3 2 107 107 33 33 27 14 3 1 | 66 63 3 3 3 1 58 58 3 45 7 8 1 1 | 64 63 1 1 1 1 4 4 4 4 7 3 1 1 | | | | | | | | | |
| MUSKHOGEAN STOCK. | | | | | | | | | | | | | | | | | | |
| Total..... | 29,191 | 14,727 | 8,584 | 5,041 | 1,061 | 14,464 | 8,417 | 5,115 | 880 | | | | | | | | | |
| Full blood..... | 13,625 | 6,853 | 3,215 | 2,923 | 680 | 6,772 | 3,143 | 2,088 | 509 | | | | | | | | | |
| Pure stock..... | 13,506 | 6,804 | 3,187 | 2,906 | 676 | 6,702 | 3,101 | 2,965 | 504 | | | | | | | | | |
| Mixed stock (two stocks). Stock in part unknown..... | 85 34 | 38 11 | 21 7 | 14 3 | 4 1 | 47 23 | 30 12 | 14 9 | 3 2 | | | | | | | | | |
| Mixed blood..... | 15,321 | 7,743 | 5,300 | 2,070 | 368 | 7,578 | 5,224 | 2,077 | 267 | | | | | | | | | |
| White and Indian..... | 13,723 | 6,898 | 4,769 | 1,828 | 299 | 6,825 | 4,762 | 1,821 | 234 | | | | | | | | | |
| Less than one-half white..... | 1,648 | 851 | 523 | 289 | 39 | 797 | 521 | 238 | 38 | | | | | | | | | |
| Half white, half Indian. More than one-half white..... | 2,336 9,586 | 1,171 4,805 | 655 3,538 | 410 1,113 | 104 154 | 1,165 4,781 | 651 3,530 | 422 1,139 | 90 106 | | | | | | | | | |
| Unknown proportions, and "Mexican" mixture. Negro and Indian..... | 153 1,172 | 71 821 | 53 373 | 16 188 | 2 57 | 82 551 | 60 327 | 22 197 | 26 | | | | | | | | | |
| Less than one-half Negro. Half Negro, half Indian. More than one-half Negro. Unknown proportions. | 248 368 533 23 | 128 202 280 11 | 87 94 184 8 | 29 77 81 1 | 12 29 15 1 | 120 166 253 12 | 77 68 174 8 | 41 82 71 3 | 2 15 8 1 | | | | | | | | | |
| MUSKHOGEAN STOCK—Continued. | | | | | | | | | | | | | | | | | | |
| Total—Continued. Mixed blood—Continued. Negro, white, and Indian. Either white or Negro and Indian. Mixture unknown..... | 352 59 15 | 190 26 8 | 137 15 6 | 45 8 3 | 8 1 1 | 162 33 7 | 111 18 6 | 45 14 1 | 5 | | | | | | | | | |
| Blood not reported..... | 245 | 131 | 69 | 48 | 13 | 114 | 50 | 50 | 14 | | | | | | | | | |
| ALBAMU..... | | | | | | | | | | | | | | | | | | |
| Total..... | 298 | 144 | 74 | 56 | 14 | 154 | 85 | 56 | 13 | | | | | | | | | |
| Full blood..... Full tribal..... Mixed tribal (two tribes) | 288 287 1 | 138 137 1 | 72 72 1 | 55 54 1 | 11 11 | 150 150 | 82 82 | 56 56 | 12 12 | | | | | | | | | |
| Mixed blood..... Negro and Indian (more than one-half Negro). Mixture unknown..... | 6 1 5 | 3 1 2 | 2 2 | 1 | 1 | 3 3 | 3 3 | | | | | | | | | | | |
| Blood not reported..... | 4 | 3 | 1 | 2 | 1 | 1 | | | 1 | | | | | | | | | |
| CHICKASAW..... | | | | | | | | | | | | | | | | | | |
| Total..... | 4,204 | 2,061 | 1,353 | 623 | 82 | 2,143 | 1,370 | 663 | 104 | | | | | | | | | |
| Full blood..... Full tribal..... Mixed tribal (two tribes). Tribal blood of one parent unknown. | 1,128 1,040 80 8 | 514 475 39 8 | 238 217 21 | 238 221 17 | 35 34 1 | 614 565 41 | 280 241 20 | 64 58 5 | | | | | | | | | | |
| Mixed blood..... White and Indian..... Less than one-half white. Half white, half Indian. More than one-half white. Unknown proportions, and "Mexican" mixture. Negro and Indian..... Less than one-half Negro. Half Negro, half Indian. More than one-half Negro. Unknown proportions, Negro, white, and Indian. Either white or Negro and Indian. Mixture unknown..... | 3,075 2,881 182 493 2,180 17 138 29 22 86 1 53 | 1,546 1,450 90 233 1,121 6 70 12 11 46 1 25 | 1,115 1,052 50 159 | 384 361 35 70 | 47 37 92 4 | 1,529 1,431 260 260 | 1,104 1,045 177 177 | 383 349 32 15 | 47 35 4 15 | | | | | | | | | |
| Blood not reported..... | 1 | 1 | 1 | 1 | 1 | 1 | | | | | | | | | | | | |
| CHOCTAW..... | | | | | | | | | | | | | | | | | | |
| Total..... | 15,917 | 8,118 | 4,840 | 2,675 | 682 | 7,799 | 4,628 | 2,693 | 449 | | | | | | | | | |
| Full blood..... Full tribal..... Mixed tribal..... Two tribes..... Three or more tribes. Tribal blood of one parent unknown. | 7,094 6,075 106 105 1 13 | 3,698 3,640 54 54 1 4 | 1,781 1,754 25 25 | 1,517 1,491 25 25 | 380 375 4 4 | 3,399 3,335 52 51 | 1,588 1,554 31 30 | 1,487 1,465 17 17 | 297 292 4 4 | | | | | | | | | |
| Mixed blood..... White and Indian..... Less than one-half white. Half white, half Indian. More than one-half white. Unknown proportions, and "Mexican" mixture. Negro and Indian..... Less than one-half Negro. Half Negro, half Indian. More than one-half Negro. Unknown proportions, Negro, white, and Indian. Either white or Negro and Indian. Mixture unknown..... | 8,715 8,149 900 1,296 5,805 88 447 97 72 270 8 94 23 2 | 4,303 4,069 455 645 2,928 43 232 46 42 141 3 50 11 1 | 3,029 2,835 280 345 | 1,136 1,055 156 240 | 197 178 19 59 | 4,352 4,080 445 651 | 3,016 2,830 285 343 | 1,185 1,099 135 255 | 146 141 25 51 | | | | | | | | | |
| Blood not reported..... | 108 | 57 | 30 | 22 | 5 | 51 | 24 | 21 | 6 | | | | | | | | | |
| CREEK..... | | | | | | | | | | | | | | | | | | |
| Total..... | 6,945 | 3,468 | 1,842 | 1,311 | 302 | 3,477 | 1,852 | 1,364 | 247 | | | | | | | | | |
| Full blood..... Full tribal..... Mixed tribal (two tribes). Tribal blood of one parent unknown. | 8,730 3,531 192 7 | 1,817 1,731 83 3 | 789 740 47 | 825 793 31 | 192 187 5 | 1,913 1,800 109 | 833 765 66 | 899 858 39 | 169 165 4 | | | | | | | | | |

¹ Totals include persons of unknown age.

STOCKS AND TRIBES, BY SEX, AGE, AND BLOOD.

INDIANS IN EACH STOCK AND TRIBE IN THE UNITED STATES, CLASSIFIED ACCORDING TO SEX AND AGE PERIODS, BY MIXTURE OF BLOOD: 1910—Continued.

Table 51—Continued.

| TRIBE AND MIXTURE OF BLOOD. | Both sexes. | MALE. | | | | FEMALE. | | | | TRIBE AND MIXTURE OF BLOOD. | Both sexes. | MALE. | | | | FEMALE. | | | |
|---|-------------|---------------------|---------------|---------------|-------------------|---------------------|---------------|---------------|-------------------|-----------------------------|-------------|---------------------|---------------|---------------|-------------------|---------------------|---------------|---------------|-------------------|
| | | Total. ¹ | Under 20 yrs. | 20 to 50 yrs. | 51 yrs. and over. | Total. ¹ | Under 20 yrs. | 20 to 50 yrs. | 51 yrs. and over. | | | Total. ¹ | Under 20 yrs. | 20 to 50 yrs. | 51 yrs. and over. | Total. ¹ | Under 20 yrs. | 20 to 50 yrs. | 51 yrs. and over. |
| | | | | | | | | | | | | | | | | | | | |
| MUSKHOGEAN STOCK—Continued. | | | | | | | | | | | | | | | | | | | |
| CREEK—Continued. | | | | | | | | | | | | | | | | | | | |
| Mixed blood..... | 3,131 | 1,609 | 1,028 | 471 | 108 | 1,522 | 1,003 | 444 | 73 | | | | | | | | | | |
| White and Indian..... | 2,527 | 1,287 | 829 | 380 | 77 | 1,240 | 831 | 360 | 57 | | | | | | | | | | |
| Less than one-half white..... | 503 | 272 | 173 | 87 | 12 | 231 | 156 | 66 | 9 | | | | | | | | | | |
| Half white, half Indian..... | 490 | 263 | 136 | 89 | 37 | 227 | 117 | 87 | 23 | | | | | | | | | | |
| More than one-half white..... | 1,497 | 737 | 510 | 200 | 27 | 760 | 543 | 190 | 25 | | | | | | | | | | |
| Unknown proportions, and "Mexican" mixture..... | 37 | 15 | 10 | 4 | 1 | 22 | 15 | 7 | | | | | | | | | | | |
| Negro and Indian..... | 422 | 220 | 135 | 69 | 24 | 193 | 114 | 68 | 11 | | | | | | | | | | |
| Less than one-half Negro..... | 105 | 60 | 36 | 18 | 6 | 45 | 27 | 17 | 1 | | | | | | | | | | |
| Half Negro, half Indian..... | 139 | 75 | 46 | 17 | 12 | 64 | 28 | 29 | 7 | | | | | | | | | | |
| More than one-half Negro..... | 164 | 87 | 47 | 34 | 6 | 77 | 55 | 20 | 2 | | | | | | | | | | |
| Unknown proportions, Negro, white, and Indian..... | 143 | 75 | 54 | 17 | 4 | 68 | 40 | 16 | 3 | | | | | | | | | | |
| Either white or Negro and Indian..... | 33 | 14 | 7 | 4 | 3 | 19 | 8 | 10 | 1 | | | | | | | | | | |
| Mixture unknown..... | 6 | 4 | 3 | 1 | | 2 | 1 | | 1 | | | | | | | | | | |
| Blood not reported..... | 84 | 42 | 25 | 15 | 2 | 42 | 16 | 21 | 5 | | | | | | | | | | |
| KOASATI..... | | | | | | | | | | | | | | | | | | | |
| Full blood..... | 96 | 45 | 22 | 22 | 1 | 51 | 33 | 18 | | | | | | | | | | | |
| Full tribal..... | 91 | 42 | 19 | 22 | 1 | 49 | 32 | 17 | | | | | | | | | | | |
| Mixed tribal..... | 5 | 3 | 3 | | | 2 | 1 | | 1 | | | | | | | | | | |
| Two tribes..... | 2 | 1 | 1 | | | 1 | | | | | | | | | | | | | |
| Three or more tribes..... | 3 | 2 | 2 | | | 1 | | | | | | | | | | | | | |
| Mixed blood (more than one-half white)..... | 2 | | | | | 2 | 2 | | | | | | | | | | | | |
| SEMINOLE..... | | | | | | | | | | | | | | | | | | | |
| Full blood..... | 1,299 | 891 | 453 | 354 | 80 | 338 | 447 | 321 | 67 | | | | | | | | | | |
| Full tribal..... | 1,168 | 667 | 283 | 253 | 61 | 648 | 341 | 248 | 57 | | | | | | | | | | |
| Mixed tribal..... | 131 | 74 | 60 | 13 | 1 | 57 | 43 | 14 | | | | | | | | | | | |
| Two tribes..... | 120 | 72 | 59 | 12 | 1 | 57 | 43 | 14 | | | | | | | | | | | |
| Three or more tribes..... | 2 | 2 | 1 | 1 | | | | | | | | | | | | | | | |
| Mixed blood..... | | | | | | | | | | | | | | | | | | | |
| White and Indian..... | 392 | 222 | 126 | 79 | 15 | 170 | 96 | 65 | 8 | | | | | | | | | | |
| Less than one-half white..... | 164 | 92 | 53 | 32 | 7 | 72 | 48 | 23 | 1 | | | | | | | | | | |
| Half white, half Indian..... | 63 | 34 | 20 | 11 | 3 | 29 | 24 | 5 | | | | | | | | | | | |
| More than one-half white..... | 57 | 30 | 15 | 11 | 4 | 27 | 14 | 12 | 1 | | | | | | | | | | |
| Unknown proportions ("Mexican" mixture)..... | 33 | 21 | 14 | 7 | | 12 | 6 | 6 | | | | | | | | | | | |
| Negro and Indian..... | 11 | 7 | 4 | 3 | | 4 | 4 | | | | | | | | | | | | |
| Less than one-half Negro..... | 164 | 89 | 47 | 34 | 6 | 75 | 35 | 35 | 5 | | | | | | | | | | |
| Half Negro, half Indian..... | 17 | 10 | 6 | 2 | 2 | 7 | 5 | 1 | 1 | | | | | | | | | | |
| More than one-half Negro..... | 135 | 74 | 37 | 31 | 4 | 61 | 25 | 33 | 3 | | | | | | | | | | |
| Negro, white, and Indian..... | 12 | 5 | 4 | 1 | | 7 | 5 | 1 | 1 | | | | | | | | | | |
| Either white or Negro and Indian..... | 62 | 40 | 25 | 13 | 2 | 22 | 12 | 7 | 2 | | | | | | | | | | |
| Mixture unknown..... | 1 | 1 | 1 | | | 1 | 1 | | | | | | | | | | | | |
| Blood not reported..... | 48 | 28 | 14 | 9 | 4 | 20 | 10 | 8 | 2 | | | | | | | | | | |
| PIMAN STOCK. | | | | | | | | | | | | | | | | | | | |
| Total..... | 8,607 | 4,467 | 2,282 | 1,028 | 548 | 4,140 | 2,128 | 1,506 | 489 | | | | | | | | | | |
| Full blood..... | 8,344 | 4,316 | 2,198 | 1,574 | 535 | 4,028 | 2,070 | 1,461 | 480 | | | | | | | | | | |
| Pure stock..... | 8,255 | 4,263 | 2,169 | 1,556 | 529 | 3,992 | 2,043 | 1,453 | 479 | | | | | | | | | | |
| Mixed stock (two stocks)..... | 77 | 46 | 22 | 17 | 6 | 32 | 24 | 7 | 1 | | | | | | | | | | |
| Stock in part unknown..... | 12 | 8 | 7 | 1 | | 4 | 3 | 1 | | | | | | | | | | | |
| Mixed blood..... | | | | | | | | | | | | | | | | | | | |
| White and Indian..... | 167 | 101 | 63 | 32 | 6 | 66 | 41 | 22 | 3 | | | | | | | | | | |
| Less than one-half white..... | 166 | 100 | 62 | 32 | 6 | 66 | 41 | 22 | 3 | | | | | | | | | | |
| Half white, half Indian..... | 23 | 13 | 12 | 1 | | 10 | 8 | 2 | | | | | | | | | | | |
| More than one-half white..... | 19 | 12 | 8 | 4 | | 7 | 3 | 3 | 1 | | | | | | | | | | |
| Unknown proportions ("Mexican" mixture)..... | 3 | 2 | 1 | 1 | | 1 | | 1 | | | | | | | | | | | |
| Negro, white, and Indian..... | 121 | 73 | 41 | 26 | 6 | 48 | 30 | 16 | 2 | | | | | | | | | | |
| Negro, white, and Indian..... | 1 | 1 | 1 | | | | | | | | | | | | | | | | |
| Blood not reported..... | 96 | 50 | 21 | 22 | 7 | 46 | 17 | 23 | 6 | | | | | | | | | | |
| PIMAN STOCK—Continued. | | | | | | | | | | | | | | | | | | | |
| MAYO..... | | | | | | | | | | | | | | | | | | | |
| Full blood..... | 40 | 18 | 9 | 8 | 1 | 22 | 13 | 8 | 1 | | | | | | | | | | |
| Full tribal..... | 35 | 13 | 7 | 5 | 1 | 22 | 13 | 8 | 1 | | | | | | | | | | |
| Mixed tribal (two tribes)..... | 29 | 10 | 4 | 5 | 1 | 19 | 10 | 8 | 1 | | | | | | | | | | |
| Mixed blood (white and Indian, unknown proportions, "Mexican" mixture)..... | 6 | 3 | 3 | | | 3 | 3 | | | | | | | | | | | | |
| OPATA..... | | | | | | | | | | | | | | | | | | | |
| Full blood..... | 5 | 3 | 2 | 1 | | 2 | 2 | | | | | | | | | | | | |
| Full tribal..... | 1 | 1 | | | | | | | | | | | | | | | | | |
| Mixed tribal (two tribes)..... | 4 | 2 | 2 | | | 2 | 2 | | | | | | | | | | | | |
| PAPAGO..... | | | | | | | | | | | | | | | | | | | |
| Full blood..... | 3,798 | 1,947 | 1,034 | 704 | 206 | 1,851 | 961 | 712 | 171 | | | | | | | | | | |
| Full tribal..... | 3,703 | 1,900 | 1,005 | 690 | 202 | 1,803 | 931 | 698 | 167 | | | | | | | | | | |
| Mixed tribal (two tribes)..... | 3,638 | 1,873 | 989 | 684 | 197 | 1,766 | 903 | 689 | 166 | | | | | | | | | | |
| Tribal blood of one parent unknown..... | 62 | 25 | 14 | 6 | 6 | 37 | 28 | 8 | 1 | | | | | | | | | | |
| Mixed blood..... | 3 | 2 | 2 | | | 1 | | | | | | | | | | | | | |
| White and Indian..... | 55 | 27 | 20 | 6 | 1 | 28 | 20 | 7 | 1 | | | | | | | | | | |
| Less than one-half white..... | 54 | 26 | 19 | 6 | 1 | 28 | 20 | 7 | 1 | | | | | | | | | | |
| Half white, half Indian..... | 12 | 3 | 2 | 1 | | 9 | 7 | 2 | | | | | | | | | | | |
| Unknown proportions ("Mexican" mixture)..... | 8 | 5 | 3 | 2 | | 3 | 2 | | 1 | | | | | | | | | | |
| Negro, white, and Indian..... | 34 | 18 | 14 | 3 | 1 | 16 | 11 | 5 | | | | | | | | | | | |
| Blood not reported..... | 1 | 1 | 1 | | | 1 | | | | | | | | | | | | | |
| PIMA..... | | | | | | | | | | | | | | | | | | | |
| Full blood..... | 4,236 | 2,198 | 1,092 | 784 | 317 | 2,098 | 1,033 | 694 | 302 | | | | | | | | | | |
| Full tribal..... | 4,175 | 2,163 | 1,072 | 772 | 314 | 2,012 | 1,025 | 678 | 300 | | | | | | | | | | |
| Mixed tribal..... | 4,039 | 2,090 | 1,017 | 758 | 310 | 1,949 | 967 | 678 | 300 | | | | | | | | | | |
| Two tribes..... | 136 | 73 | 55 | 14 | 4 | 63 | 53 | 5 | | | | | | | | | | | |
| Three or more tribes..... | 127 | 67 | 50 | 13 | 4 | 60 | 55 | 5 | | | | | | | | | | | |
| Mixed blood (white and Indian)..... | 9 | 6 | 5 | 1 | | 3 | 3 | | | | | | | | | | | | |
| Less than one-half white..... | 19 | 14 | 12 | 2 | | 5 | 1 | 4 | | | | | | | | | | | |
| Half white, half Indian..... | 7 | 7 | 7 | | | 4 | 1 | 3 | | | | | | | | | | | |
| More than one-half white..... | 6 | 2 | 2 | | | 1 | | | | | | | | | | | | | |
| Unknown proportions ("Mexican" mixture)..... | 2 | 1 | 1 | | | 1 | | | | | | | | | | | | | |
| Blood not reported..... | 4 | 4 | 2 | 2 | | | | | | | | | | | | | | | |
| YAQUI..... | | | | | | | | | | | | | | | | | | | |
| Full blood..... | 528 | 301 | 145 | 131 | 24 | 227 | 119 | 92 | 15 | | | | | | | | | | |
| Full tribal..... | 426 | 237 | 112 | 108 | 18 | 189 | 99 | 77 | 12 | | | | | | | | | | |
| Mixed tribal (two tribes)..... | 401 | 222 | 108 | 96 | 17 | 179 | 94 | 72 | 12 | | | | | | | | | | |
| Mixed blood (white and Indian)..... | 25 | 15 | 4 | 10 | 1 | 10 | 5 | 5 | | | | | | | | | | | |
| Less than one-half white..... | 88 | 55 | 29 | 21 | 5 | 33 | 20 | 11 | 2 | | | | | | | | | | |
| Half white, half Indian..... | 4 | 3 | 3 | | | 1 | 1 | | | | | | | | | | | | |
| More than one-half white..... | 5 | 5 | 3 | 2 | | | | | | | | | | | | | | | |
| Unknown proportions ("Mexican" mixture)..... | 1 | 1 | 1 | | | | | | | | | | | | | | | | |

INDIANS IN THE UNITED STATES.

INDIANS IN EACH STOCK AND TRIBE IN THE UNITED STATES, CLASSIFIED ACCORDING TO SEX AND AGE PERIODS, BY MIXTURE OF BLOOD: 1910—Continued.

Table 51—Continued.

Main data table with columns for 'POMO STOCK' and 'SALISHAN STOCK' (including 'SALINAN STOCK' sub-section). Columns include 'Both sexes', 'MALE', and 'FEMALE' with age categories (Total, Under 20, 20 to 50, 51 yrs. and over). Rows list various tribes and blood mixtures with corresponding counts.

1 Totals include persons of unknown age.

INDIANS IN THE UNITED STATES.

INDIANS IN EACH STOCK AND TRIBE IN THE UNITED STATES, CLASSIFIED ACCORDING TO SEX AND AGE PERIODS, BY MIXTURE OF BLOOD: 1910—Continued.

| Table 51—Continued. | | MALE. | | | | FEMALE. | | | | TRIBE AND MIXTURE OF BLOOD. | | Both sexes. | | MALE. | | | | FEMALE. | | | |
|---------------------------------------|-----|---------------------|---------------|---------------|-------------------|---------------------|---------------|---------------|-------------------|-----------------------------|-----|-------------|----|---------------------|---------------|---------------|-------------------|---------------------|---------------|---------------|-------------------|
| | | Total. ¹ | Under 20 yrs. | 20 to 50 yrs. | 51 yrs. and over. | Total. ¹ | Under 20 yrs. | 20 to 50 yrs. | 51 yrs. and over. | | | | | Total. ¹ | Under 20 yrs. | 20 to 50 yrs. | 51 yrs. and over. | Total. ¹ | Under 20 yrs. | 20 to 50 yrs. | 51 yrs. and over. |
| SALISHAN STOCK—Continued. | | | | | | | | | | | | | | | | | | | | | |
| NESPELIM—Contd. | | | | | | | | | | QUINALET—Contd. | | | | | | | | | | | |
| Mixed blood (half white, half Indian) | 3 | 1 | | | 1 | 2 | | | | 2 | 60 | 42 | 25 | 15 | 2 | 27 | 18 | 9 | 9 | | |
| NISQUALLI | | | | | | | | | | SANPOL | | | | | | | | | | | |
| Full blood | 137 | 69 | 26 | 24 | 18 | 68 | 25 | 23 | 20 | 240 | 114 | 44 | 47 | 22 | 126 | 46 | 46 | 30 | | | |
| Full tribal | 110 | 54 | 20 | 17 | 17 | 56 | 19 | 20 | 17 | 180 | 87 | 30 | 39 | 17 | 93 | 28 | 38 | 25 | | | |
| Mixed tribal | 60 | 28 | 7 | 10 | 11 | 32 | 5 | 12 | 15 | 169 | 81 | 29 | 34 | 17 | 88 | 28 | 34 | 24 | | | |
| Mixed tribal (three or more tribes) | 45 | 24 | 13 | 6 | 5 | 21 | 14 | 5 | 2 | 7 | 3 | | 3 | 4 | | 3 | 1 | | | | |
| Two tribes | 26 | 13 | 6 | 2 | 5 | 13 | 9 | 3 | 1 | 4 | 3 | 1 | 2 | 1 | | 1 | | | | | |
| Three or more tribes | 19 | 11 | 7 | 4 | | 8 | 5 | 2 | 1 | 4 | 3 | | | 1 | | | | | | | |
| Tribal blood of one parent unknown | 5 | 2 | | 1 | 1 | 3 | | 3 | | 4 | 3 | 1 | 2 | 1 | | 1 | | | | | |
| Mixed blood (white and Indian) | 26 | 14 | 6 | 7 | | 12 | 6 | 3 | 3 | 41 | 18 | 10 | 5 | 3 | 23 | 13 | 6 | 2 | | | |
| Less than one-half white | 7 | 4 | 3 | 1 | | 3 | 3 | | | 37 | 17 | 10 | 4 | 3 | 20 | 10 | 6 | 2 | | | |
| Half white, half Indian | 6 | 2 | | 1 | | 4 | | 1 | 3 | 2 | 2 | 2 | | | | | | | | | |
| More than one-half white | 13 | 8 | 3 | 5 | | 5 | 3 | 2 | | 8 | 5 | 4 | 1 | 1 | 3 | 3 | | | | | |
| Blood not reported | 1 | 1 | | | 1 | | | | | 27 | 10 | 4 | 4 | 2 | 17 | 7 | 6 | 2 | | | |
| NOOKSAR | | | | | | | | | | SHUSWAP | | | | | | | | | | | |
| Full blood | 85 | 51 | 31 | 10 | 10 | 34 | 13 | 12 | 9 | 9 | 5 | 3 | 2 | | 4 | 3 | | 1 | | | |
| Full tribal | 72 | 43 | 24 | 9 | 10 | 29 | 9 | 11 | 9 | 19 | 9 | 4 | 3 | 2 | 10 | 5 | 2 | 3 | | | |
| Mixed tribal (three or more tribes) | 66 | 41 | 22 | 9 | 10 | 25 | 7 | 9 | 9 | 9 | 5 | 3 | 2 | | 4 | 3 | | 1 | | | |
| Tribal blood of one parent unknown | 4 | 2 | 2 | | | 2 | | 2 | | 1 | | | | | 1 | | | 1 | | | |
| Mixed blood (white and Indian) | 13 | 8 | 7 | 1 | | 5 | 4 | 1 | | 8 | 5 | 3 | 2 | | 3 | 3 | | | | | |
| Less than one-half white | 11 | 6 | 6 | | | 5 | 4 | 1 | | 2 | 2 | 2 | | | 3 | 3 | | | | | |
| Half white, half Indian | 2 | 2 | 1 | 1 | | | | | | 6 | 3 | 3 | | | 3 | 3 | | | | | |
| OKINAGAN | | | | | | | | | | SKAGIT | | | | | | | | | | | |
| Full blood | 272 | 136 | 65 | 53 | 18 | 130 | 61 | 52 | 22 | 56 | 31 | 16 | 7 | 8 | 25 | 14 | 6 | 5 | | | |
| Full tribal | 121 | 56 | 25 | 23 | 8 | 85 | 26 | 24 | 14 | 28 | 18 | 7 | 3 | 8 | 10 | 3 | 2 | 5 | | | |
| Mixed tribal | 90 | 38 | 12 | 19 | 7 | 52 | 20 | 18 | 13 | 8 | 4 | 2 | 2 | 4 | 4 | 2 | 2 | 3 | | | |
| Mixed tribal (three or more tribes) | 28 | 17 | 13 | 4 | | 11 | 4 | 6 | 1 | 20 | 14 | 7 | 1 | 6 | 6 | 3 | 3 | 2 | | | |
| Two tribes | 27 | 16 | 12 | 4 | | 11 | 4 | 6 | 1 | 15 | 9 | 2 | 1 | 6 | 6 | 3 | 3 | 3 | | | |
| Three or more tribes | 1 | 1 | 1 | | | | | | | 5 | 5 | 5 | | | | | | | | | |
| Tribal blood of one parent unknown | 3 | 1 | | | 1 | 2 | 2 | | | 5 | 5 | | | | | | | | | | |
| Mixed blood (white and Indian) | 135 | 73 | 37 | 28 | 8 | 62 | 33 | 23 | 6 | 28 | 13 | 9 | 4 | | 15 | 11 | 4 | | | | |
| Less than one-half white | 132 | 71 | 36 | 27 | 8 | 61 | 32 | 23 | 6 | 10 | 4 | 4 | | | 6 | 6 | | | | | |
| Half white, half Indian | 18 | 9 | 5 | 4 | | 9 | 7 | 2 | | 8 | 3 | 1 | 2 | | 5 | 1 | 4 | | | | |
| More than one-half white | 64 | 31 | 9 | 16 | 6 | 33 | 11 | 17 | 5 | 10 | 6 | 4 | 2 | | 4 | 4 | | | | | |
| Other races and Indian (Chinese) | 60 | 31 | 22 | 7 | 2 | 19 | 14 | 4 | 1 | 8 | 3 | 1 | 2 | | 4 | 4 | | | | | |
| Blood not reported | 16 | 7 | 3 | 2 | 2 | 9 | 2 | 5 | 2 | 10 | 6 | 4 | 2 | | 4 | 4 | | | | | |
| PISQUOW | | | | | | | | | | SKOKOMISE | | | | | | | | | | | |
| Full blood | 52 | 21 | 10 | 5 | 6 | 31 | 13 | 7 | 11 | 195 | 86 | 39 | 27 | 19 | 109 | 63 | 28 | 18 | | | |
| Full tribal | 49 | 20 | 9 | 5 | 6 | 29 | 11 | 7 | 11 | 130 | 52 | 16 | 16 | 19 | 78 | 40 | 20 | 18 | | | |
| Mixed tribal (two tribes) | 3 | 1 | 1 | | | 2 | 2 | | | 94 | 38 | 12 | 15 | 10 | 56 | 25 | 16 | 15 | | | |
| PUYALLUP | | | | | | | | | | SNOHOMISH | | | | | | | | | | | |
| Full blood | 303 | 151 | 71 | 57 | 22 | 152 | 76 | 55 | 21 | 472 | 233 | 112 | 72 | 48 | 239 | 100 | 81 | 53 | | | |
| Full tribal | 178 | 87 | 35 | 38 | 14 | 91 | 38 | 34 | 19 | 434 | 208 | 98 | 63 | 46 | 226 | 90 | 79 | 52 | | | |
| Mixed tribal | 143 | 75 | 30 | 34 | 11 | 65 | 24 | 26 | 18 | 38 | 25 | 14 | 9 | 2 | 13 | 10 | 2 | 1 | | | |
| Mixed tribal (three or more tribes) | 24 | 10 | 4 | 3 | 1 | 14 | 3 | 5 | 1 | 26 | 20 | 11 | 7 | 2 | 6 | 3 | 2 | 1 | | | |
| Two tribes | 20 | 6 | 4 | 1 | 1 | 14 | 8 | 5 | 1 | 12 | 5 | 3 | 2 | | 7 | 7 | | | | | |
| Three or more tribes | 4 | 4 | 2 | 2 | | | | | | 4 | 5 | 3 | 2 | | 7 | 7 | | | | | |
| Tribal blood of one parent unknown | 11 | 2 | 1 | 1 | | 9 | 6 | 3 | | 190 | 108 | 57 | 49 | 2 | 82 | 61 | 19 | 2 | | | |
| Mixed blood (white and Indian) | 119 | 62 | 36 | 18 | 7 | 57 | 36 | 19 | | 57 | 31 | 29 | 2 | | 25 | 25 | 1 | | | | |
| Less than one-half white | 50 | 23 | 19 | 3 | 1 | 27 | 18 | 9 | | 56 | 30 | 16 | 41 | 2 | 37 | 21 | 14 | 2 | | | |
| Half white, half Indian | 45 | 28 | 7 | 14 | 6 | 17 | 9 | 8 | | 37 | 18 | 12 | 6 | | 19 | 15 | 4 | | | | |
| More than one-half white | 24 | 11 | 10 | 1 | | 13 | 11 | 2 | | 2 | 2 | | 2 | | | | | | | | |
| Blood not reported | 6 | 2 | | 1 | 1 | 4 | | 2 | 2 | 93 | 48 | 16 | 24 | 8 | 45 | 22 | 16 | 7 | | | |
| QUINALET | | | | | | | | | | SNOQUALMU | | | | | | | | | | | |
| Full blood | 288 | 153 | 71 | 52 | 30 | 135 | 58 | 53 | 24 | 70 | 33 | 12 | 13 | 8 | 37 | 16 | 14 | 7 | | | |
| Full tribal | 219 | 111 | 46 | 37 | 28 | 108 | 40 | 44 | 24 | 61 | 29 | 10 | 13 | 6 | 32 | 12 | 14 | 6 | | | |
| Mixed tribal | 198 | 96 | 36 | 34 | 26 | 102 | 36 | 42 | 24 | 9 | 4 | 2 | | 2 | 5 | 4 | 1 | | | | |
| Mixed tribal (three or more tribes) | 21 | 15 | 10 | 3 | 2 | 6 | 4 | 2 | | 23 | 15 | 4 | 11 | | 8 | 6 | 2 | | | | |
| Two tribes | 17 | 12 | 7 | 3 | 2 | 5 | 3 | 2 | | 10 | 5 | 4 | 1 | | 5 | 5 | | | | | |
| Three or more tribes | 4 | 3 | 3 | | | 1 | 1 | | | 12 | 10 | | 10 | | 2 | | 2 | | | | |
| | | | | | | | | | | 1 | | | | | 1 | | | | | | |

¹ Totals include persons of unknown age.

INDIANS IN THE UNITED STATES.

INDIANS IN EACH STOCK AND TRIBE IN THE UNITED STATES, CLASSIFIED ACCORDING TO SEX AND AGE PERIODS, BY MIXTURE OF BLOOD: 1910—Continued.

| Table 51—Continued. | | MALE. | | | | | FEMALE. | | | | | Both sexes. | | MALE. | | | | | FEMALE. | | | | | | | | | | | | | | | | | | |
|---|-------|-----------------------|-----------------|---------------|-------------------|-----------------------|-----------------|---------------|-------------------|---|-----------------|-------------|-------|---------------|-------------------|-----------------------|-----------------|---------------|------------------------------------|--|--|--|--|--|--|--|--|--|--|--|--|--|--|--|--|--|--|
| | | To- tal. ¹ | Un- der 20 yrs. | 20 to 50 yrs. | 51 yrs. and over. | To- tal. ¹ | Un- der 20 yrs. | 20 to 50 yrs. | 51 yrs. and over. | To- tal. ¹ | Un- der 20 yrs. | | | 20 to 50 yrs. | 51 yrs. and over. | To- tal. ¹ | Un- der 20 yrs. | 20 to 50 yrs. | 51 yrs. and over. | | | | | | | | | | | | | | | | | | |
| SHOSHONEAN STOCK—Continued. | | | | | | | | | | | | | | | | | | | SHOSHONEAN STOCK—Continued. | | | | | | | | | | | | | | | | | | |
| PAIUTE—Continued. | | | | | | | | | | | | | | | | | | | SHOSHONEAN STOCK—Continued. | | | | | | | | | | | | | | | | | | |
| Mixed blood..... | 78 | 40 | 19 | 17 | 3 | 38 | 28 | 8 | 2 | SHOSHONEAN | 3,840 | 1,967 | 822 | 827 | 316 | 1,873 | 764 | 777 | 328 | | | | | | | | | | | | | | | | | | |
| White and Indian..... | 77 | 40 | 19 | 17 | 3 | 37 | 27 | 8 | 2 | Full blood..... | 3,329 | 1,699 | 670 | 718 | 309 | 1,630 | 599 | 704 | 321 | | | | | | | | | | | | | | | | | | |
| Less than one-half white..... | 21 | 11 | 7 | 3 | 1 | 10 | 7 | 1 | 2 | Full tribal..... | 3,224 | 1,632 | 623 | 703 | 304 | 1,592 | 573 | 697 | 316 | | | | | | | | | | | | | | | | | | |
| Half white, half Indian..... | 35 | 22 | 6 | 13 | 2 | 13 | 7 | 6 | | Mixed tribal (two tribes)..... | 103 | 67 | 47 | 15 | 5 | 36 | 28 | 8 | 4 | | | | | | | | | | | | | | | | | | |
| More than one-half white..... | 12 | 2 | 1 | 1 | | 10 | 10 | | | Tribal blood of one parent unknown..... | 2 | | | | | 2 | | 1 | 1 | | | | | | | | | | | | | | | | | | |
| Unknown proportions ("Mexican" mixture)..... | 9 | 5 | 5 | | | 4 | 3 | 1 | | Mixed blood..... | 505 | 264 | 151 | 106 | 7 | 241 | 165 | 71 | 5 | | | | | | | | | | | | | | | | | | |
| Negro, white, and Indian..... | 1 | | | | | 1 | 1 | | | White and Indian..... | 504 | 263 | 150 | 106 | 7 | 241 | 165 | 71 | 5 | | | | | | | | | | | | | | | | | | |
| Blood not reported..... | 28 | 16 | 4 | 8 | 3 | 12 | 5 | 6 | 1 | Less than one-half white..... | 132 | 70 | 56 | 14 | | 62 | 54 | 8 | | | | | | | | | | | | | | | | | | | |
| PANAMINT..... | | | | | | | | | | Half white, half Indian..... | 207 | 110 | 41 | 64 | 5 | 97 | 47 | 46 | 4 | | | | | | | | | | | | | | | | | | |
| Full blood (full tribal)..... | 9 | 2 | | 2 | | 7 | 3 | 3 | 1 | More than one-half white..... | 117 | 58 | 37 | 20 | 1 | 59 | 43 | 16 | | | | | | | | | | | | | | | | | | | |
| Mixed blood (half white, half Indian)..... | 1 | | | | | 1 | | 1 | | Unknown proportions, and "Mexican" mixture..... | 48 | 25 | 16 | 8 | 1 | 23 | 21 | 1 | 1 | | | | | | | | | | | | | | | | | | |
| PAVIOTSO..... | | | | | | | | | | Negro and Indian (half Negro, half Indian)..... | 1 | 1 | 1 | | | | | | | | | | | | | | | | | | | | | | | | |
| Full blood..... | 2,664 | 1,296 | 486 | 502 | 245 | 1,808 | 485 | 634 | 244 | Blood not reported..... | 6 | 4 | 1 | 3 | | 2 | | 2 | | | | | | | | | | | | | | | | | | | |
| Full tribal..... | 2,593 | 1,264 | 467 | 553 | 241 | 1,834 | 468 | 622 | 239 | TEHACHAPI..... | 2 | 2 | 1 | 1 | | | | | | | | | | | | | | | | | | | | | | | |
| Mixed tribal..... | 65 | 31 | 19 | 8 | 4 | 34 | 17 | 12 | 5 | Full blood (full tribal)..... | 2 | 2 | 1 | 1 | | | | | | | | | | | | | | | | | | | | | | | |
| Two tribes..... | 58 | 27 | 15 | 8 | 4 | 31 | 15 | 11 | 5 | UTE..... | 2,244 | 1,211 | 534 | 475 | 187 | 1,033 | 472 | 410 | 140 | | | | | | | | | | | | | | | | | | |
| Tribal blood of one parent unknown..... | 1 | 1 | | 1 | | 3 | 2 | 1 | | Full blood..... | 2,112 | 1,144 | 499 | 451 | 185 | 968 | 420 | 390 | 140 | | | | | | | | | | | | | | | | | | |
| Mixed blood..... | 227 | 112 | 77 | 33 | 2 | 115 | 78 | 35 | 2 | Full tribal..... | 2,088 | 1,132 | 491 | 447 | 185 | 956 | 415 | 396 | 140 | | | | | | | | | | | | | | | | | | |
| White and Indian..... | 215 | 106 | 71 | 32 | 2 | 109 | 74 | 33 | 2 | Mixed tribal..... | 20 | 11 | 8 | 3 | | 9 | 8 | | | | | | | | | | | | | | | | | | | | |
| Less than one-half white..... | 85 | 39 | 32 | 6 | 1 | 46 | 39 | 6 | 1 | Two tribes..... | 19 | 11 | 8 | 3 | | 8 | 8 | | | | | | | | | | | | | | | | | | | | |
| Half white, half Indian..... | 110 | 57 | 32 | 24 | 1 | 53 | 26 | 26 | 1 | Three or more tribes..... | 1 | | | | | 1 | | | | | | | | | | | | | | | | | | | | | |
| More than one-half white..... | 18 | 8 | 6 | 2 | | 10 | 9 | 1 | | Tribal blood of one parent unknown..... | 4 | 1 | | 1 | | 3 | 3 | | | | | | | | | | | | | | | | | | | | |
| Unknown proportions, and "Mexican" mixture..... | 2 | 2 | 1 | 1 | | 5 | 3 | 2 | | Mixed blood..... | 112 | 56 | 33 | 20 | 1 | 56 | 44 | 11 | | | | | | | | | | | | | | | | | | | |
| Negro and Indian..... | 10 | 5 | 5 | | | 5 | 3 | 2 | | White and Indian..... | 94 | 46 | 26 | 18 | | 48 | 38 | 9 | | | | | | | | | | | | | | | | | | | |
| Less than one-half Negro..... | 7 | 4 | 4 | | | 9 | 3 | | | Less than one-half white..... | 10 | 3 | 3 | | | 7 | 7 | | | | | | | | | | | | | | | | | | | | |
| Half Negro, half Indian..... | 3 | 1 | 1 | | | 2 | 2 | | | Half white, half Indian..... | 45 | 24 | 10 | 14 | | 21 | 13 | 8 | | | | | | | | | | | | | | | | | | | |
| Other races and Indian (Chinese)..... | 2 | 1 | 1 | | | 1 | 1 | | | More than one-half white..... | 33 | 15 | 9 | 4 | | 18 | 16 | 1 | | | | | | | | | | | | | | | | | | | |
| Blood not reported..... | 147 | 75 | 11 | 19 | 14 | 72 | 12 | 27 | 8 | Unknown proportions, ("Mexican" mixture)..... | 6 | 4 | 4 | | | 2 | 2 | | | | | | | | | | | | | | | | | | | | |
| SAN LUISENO..... | | | | | | | | | | Negro and Indian..... | 8 | 4 | 3 | | | 4 | 3 | 1 | | | | | | | | | | | | | | | | | | | |
| Full blood..... | 351 | 178 | 69 | 75 | 33 | 173 | 70 | 68 | 34 | Less than one-half Negro..... | 5 | 2 | 1 | | | 3 | 2 | 1 | | | | | | | | | | | | | | | | | | | |
| Full tribal..... | 339 | 171 | 66 | 72 | 32 | 168 | 65 | 68 | 34 | Half Negro, half Indian..... | 3 | 2 | 2 | | | 1 | 1 | | | | | | | | | | | | | | | | | | | | |
| Mixed tribal (two tribes)..... | 7 | 3 | | 2 | 1 | 4 | 4 | | | Negro, white, and Indian..... | 10 | 6 | 4 | 2 | | 4 | 3 | 1 | | | | | | | | | | | | | | | | | | | |
| Tribal blood of one parent unknown..... | 5 | 4 | 3 | 1 | | 1 | 1 | | | Blood not reported..... | 20 | 11 | 2 | 4 | 1 | 9 | 2 | 3 | | | | | | | | | | | | | | | | | | | |
| Mixed blood (white and Indian)..... | 115 | 60 | 38 | 19 | 3 | 55 | 39 | 15 | | SIOUAN STOCK. | | | | | | | | | | | | | | | | | | | | | | | | | | | |
| Less than one-half white..... | 44 | 25 | 23 | 2 | | 19 | 13 | 6 | | Total..... | 32,941 | 16,541 | 7,729 | 0,153 | 2,619 | 16,400 | 7,486 | 5,804 | 3,068 | | | | | | | | | | | | | | | | | | |
| Half white, half Indian..... | 30 | 17 | 6 | 9 | 2 | 13 | 7 | 5 | | Full blood..... | 22,535 | 11,157 | 4,488 | 4,356 | 2,301 | 11,378 | 4,318 | 4,253 | 2,774 | | | | | | | | | | | | | | | | | | |
| More than one-half white..... | 6 | 2 | 2 | | | 4 | 2 | 2 | | Pure stock..... | 21,438 | 10,579 | 4,078 | 4,215 | 2,254 | 10,859 | 3,967 | 4,134 | 2,726 | | | | | | | | | | | | | | | | | | |
| Unknown proportions ("Mexican" mixture)..... | 35 | 16 | 7 | 8 | 1 | 19 | 17 | 2 | | Mixed stock (two stocks)..... | 256 | 142 | 69 | 41 | 32 | 114 | 60 | 30 | 24 | | | | | | | | | | | | | | | | | | |
| Blood not reported..... | 1 | 1 | | 1 | | | | | | Stock in part unknown..... | 841 | 436 | 321 | 100 | 15 | 405 | 291 | 89 | 24 | | | | | | | | | | | | | | | | | | |
| SERRANO..... | | | | | | | | | | Mixed blood..... | 9,905 | 5,133 | 3,149 | 1,709 | 268 | 4,772 | 3,072 | 1,456 | 235 | | | | | | | | | | | | | | | | | | |
| Full blood..... | 89 | 47 | 17 | 19 | 11 | 42 | 16 | 17 | 9 | White and Indian..... | 9,672 | 5,004 | 3,080 | 1,680 | 257 | 4,668 | 3,012 | 1,421 | 226 | | | | | | | | | | | | | | | | | | |
| Full tribal..... | 87 | 45 | 16 | 19 | 10 | 42 | 16 | 17 | 9 | Less than one-half white..... | 3,022 | 1,504 | 1,152 | 369 | 42 | 1,458 | 1,120 | 305 | 30 | | | | | | | | | | | | | | | | | | |
| Mixed tribal (two tribes)..... | 1 | 1 | | | | | | | | Half white, half Indian..... | 3,114 | 1,609 | 691 | 752 | 164 | 1,505 | 705 | 646 | 151 | | | | | | | | | | | | | | | | | | |
| Tribal blood of one parent unknown..... | 1 | 1 | 1 | | | | | | | More than one-half white..... | 3,320 | 1,717 | 1,163 | 501 | 50 | 1,603 | 1,120 | 441 | 40 | | | | | | | | | | | | | | | | | | |
| Mixed blood (white and Indian)..... | 28 | 14 | 9 | 5 | | 14 | 10 | 4 | | Unknown proportions, and "Mexican" mixture..... | 216 | 114 | 74 | 38 | 1 | 102 | 67 | 29 | 5 | | | | | | | | | | | | | | | | | | |
| Less than one-half white..... | 9 | 4 | 4 | | | 5 | 5 | | | Negro and Indian..... | 50 | 32 | 13 | 15 | 4 | 18 | 10 | 8 | | | | | | | | | | | | | | | | | | | |
| Half white, half Indian..... | 6 | 5 | 3 | 2 | | 1 | 1 | | | Less than one-half Negro..... | 12 | 8 | 5 | 3 | | 4 | 2 | 2 | | | | | | | | | | | | | | | | | | | |
| More than one-half white..... | 5 | 2 | 2 | | | 3 | 2 | 1 | | Half Negro, half Indian..... | 36 | 23 | 8 | 11 | 4 | 13 | 8 | 5 | | | | | | | | | | | | | | | | | | | |
| Unknown proportions ("Mexican" mixture)..... | 8 | 3 | 2 | 1 | | 5 | 3 | 2 | | More than one-half Negro..... | 2 | 1 | | 1 | | 1 | | 1 | | | | | | | | | | | | | | | | | | | |
| Blood not reported..... | 1 | 1 | | 1 | | | | | | Negro, white, and Indian..... | 47 | 27 | 20 | 7 | | 20 | 12 | 8 | | | | | | | | | | | | | | | | | | | |
| SERRANO..... | | | | | | | | | | Either white or Negro and Indian..... | 69 | 38 | 16 | 18 | 4 | 31 | 21 | 8 | 2 | | | | | | | | | | | | | | | | | | |
| Full blood..... | 89 | 47 | 17 | 19 | 11 | 42 | 16 | 17 | 9 | Mixture unknown..... | 67 | 32 | 20 | 9 | 3 | 35 | 17 | 11 | 7 | | | | | | | | | | | | | | | | | | |
| Full tribal..... | 87 | 45 | 16 | 19 | 10 | 42 | 16 | 17 | 9 | Blood not reported..... | 501 | 251 | 112 | 88 | 50 | 250 | 96 | 95 | 59 | | | | | | | | | | | | | | | | | | |
| Mixed tribal (two tribes)..... | 1 | 1 | | | | | | | | | | | | | | | | | | | | | | | | | | | | | | | | | | | |

¹ Totals include persons of unknown age.

INDIANS IN EACH STOCK AND TRIBE IN THE UNITED STATES, CLASSIFIED ACCORDING TO SEX AND AGE PERIODS, BY MIXTURE OF BLOOD: 1910—Continued.

| Table 51.—Continued. | | MALE. | | | | | | | | FEMALE. | | | | | | | | | | | | | | | | | | | | |
|---|--|---------------------|---------------|---------------|-------------------|---------------------|---------------|---------------|-------------------|---------------------|---------------|---------------|-------------------|---------------------|---------------|---------------|-------------------|---------------------|---------------|---------------|-------------------|---------|--|--|--|--|--|--|--|--|
| | | Both sexes. | | | | MALE. | | | | FEMALE. | | | | Both sexes. | | | | MALE. | | | | FEMALE. | | | | | | | | |
| | | Total. ¹ | Under 20 yrs. | 20 to 50 yrs. | 51 yrs. and over. | Total. ¹ | Under 20 yrs. | 20 to 50 yrs. | 51 yrs. and over. | Total. ¹ | Under 20 yrs. | 20 to 50 yrs. | 51 yrs. and over. | Total. ¹ | Under 20 yrs. | 20 to 50 yrs. | 51 yrs. and over. | Total. ¹ | Under 20 yrs. | 20 to 50 yrs. | 51 yrs. and over. | | | | | | | | | |
| SIQUAN STOCK—Continued. | | | | | | | | | | | | | | | | | | | | | | | | | | | | | | |
| ASSINIBOIN..... | | 1,253 | 643 | 300 | 239 | 104 | 610 | 245 | 220 | 145 | | | | | | | | | | | | | | | | | | | | |
| Full blood..... | | 793 | 393 | 132 | 163 | 98 | 400 | 118 | 147 | 135 | | | | | | | | | | | | | | | | | | | | |
| Full tribal..... | | 762 | 378 | 124 | 158 | 96 | 384 | 107 | 142 | 135 | | | | | | | | | | | | | | | | | | | | |
| Mixed tribal..... | | 30 | 14 | 8 | 4 | 2 | 16 | 11 | 5 | | | | | | | | | | | | | | | | | | | | | |
| Two tribes..... | | 28 | 13 | 8 | 3 | 2 | 15 | 11 | 4 | | | | | | | | | | | | | | | | | | | | | |
| Three or more tribes..... | | 2 | 1 | | 1 | | 1 | | 1 | | | | | | | | | | | | | | | | | | | | | |
| Tribal blood of one parent unknown..... | | 1 | 1 | | | | | | | | | | | | | | | | | | | | | | | | | | | |
| Mixed blood..... | | 447 | 244 | 167 | 73 | 4 | 203 | 124 | 72 | 7 | | | | | | | | | | | | | | | | | | | | |
| White and Indian..... | | 441 | 243 | 167 | 72 | 4 | 198 | 120 | 71 | 7 | | | | | | | | | | | | | | | | | | | | |
| Less than one-half white..... | | 72 | 40 | 36 | 4 | | 32 | 29 | 3 | | | | | | | | | | | | | | | | | | | | | |
| Half white, half Indian..... | | 203 | 116 | 62 | 51 | 3 | 87 | 31 | 49 | 7 | | | | | | | | | | | | | | | | | | | | |
| More than one-half white..... | | 168 | 87 | 69 | 17 | 1 | 79 | 60 | 19 | | | | | | | | | | | | | | | | | | | | | |
| Negro and Indian (half Negro, half Indian)..... | | 6 | 1 | | 1 | | 5 | 4 | 1 | | | | | | | | | | | | | | | | | | | | | |
| Blood not reported..... | | 13 | 6 | 1 | 3 | 2 | 7 | 3 | 1 | 3 | | | | | | | | | | | | | | | | | | | | |
| CATAWBA..... | | 124 | 68 | 43 | 18 | 7 | 56 | 33 | 15 | 7 | | | | | | | | | | | | | | | | | | | | |
| Full blood (full tribal)..... | | 11 | 6 | | 4 | 2 | 5 | | 2 | 2 | | | | | | | | | | | | | | | | | | | | |
| Mixed blood (white and Indian)..... | | 113 | 62 | 43 | 14 | 5 | 51 | 33 | 13 | 5 | | | | | | | | | | | | | | | | | | | | |
| Less than one-half white..... | | 64 | 33 | 23 | 7 | 3 | 31 | 23 | 6 | 2 | | | | | | | | | | | | | | | | | | | | |
| Half white, half Indian..... | | 13 | 7 | 2 | 3 | 2 | 9 | 2 | 2 | 2 | | | | | | | | | | | | | | | | | | | | |
| More than one-half white..... | | 33 | 19 | 15 | 4 | | 14 | 8 | 5 | 1 | | | | | | | | | | | | | | | | | | | | |
| Unknown proportions ("Mexican" mixture)..... | | 3 | 3 | 3 | | | | | | | | | | | | | | | | | | | | | | | | | | |
| CROW..... | | 1,799 | 903 | 388 | 349 | 165 | 896 | 359 | 327 | 209 | | | | | | | | | | | | | | | | | | | | |
| Full blood..... | | 1,242 | 616 | 209 | 270 | 136 | 628 | 200 | 242 | 133 | | | | | | | | | | | | | | | | | | | | |
| Full tribal..... | | 1,178 | 581 | 192 | 262 | 126 | 597 | 181 | 237 | 178 | | | | | | | | | | | | | | | | | | | | |
| Mixed tribal..... | | 64 | 35 | 17 | 8 | 10 | 29 | 19 | 5 | 5 | | | | | | | | | | | | | | | | | | | | |
| Two tribes..... | | 55 | 31 | 15 | 6 | 10 | 24 | 15 | 4 | 5 | | | | | | | | | | | | | | | | | | | | |
| Three or more tribes..... | | 9 | 4 | 2 | 2 | | 5 | 4 | 1 | | | | | | | | | | | | | | | | | | | | | |
| Mixed blood..... | | 396 | 202 | 144 | 54 | 4 | 194 | 130 | 57 | 7 | | | | | | | | | | | | | | | | | | | | |
| White and Indian..... | | 372 | 188 | 133 | 51 | 4 | 184 | 127 | 53 | 4 | | | | | | | | | | | | | | | | | | | | |
| Less than one-half white..... | | 68 | 29 | 29 | 4 | | 37 | 35 | 2 | | | | | | | | | | | | | | | | | | | | | |
| Half white, half Indian..... | | 195 | 101 | 54 | 43 | 4 | 94 | 48 | 43 | 3 | | | | | | | | | | | | | | | | | | | | |
| More than one-half white..... | | 104 | 55 | 48 | 7 | | 49 | 41 | 8 | | | | | | | | | | | | | | | | | | | | | |
| Unknown proportions, and "Mexican" mixture..... | | 7 | 3 | 2 | 1 | | 4 | 3 | | 1 | | | | | | | | | | | | | | | | | | | | |
| Negro and Indian..... | | 9 | 7 | 4 | 3 | | 2 | 1 | 1 | | | | | | | | | | | | | | | | | | | | | |
| Less than one-half Negro..... | | 2 | 2 | 2 | | | | | | | | | | | | | | | | | | | | | | | | | | |
| Half Negro, half Indian..... | | 7 | 5 | 2 | 3 | | 2 | 1 | 1 | | | | | | | | | | | | | | | | | | | | | |
| Negro, white, and Indian..... | | 1 | 1 | 1 | | | | | | | | | | | | | | | | | | | | | | | | | | |
| Mixture unknown..... | | 14 | 6 | 6 | | | 8 | 2 | 3 | 3 | | | | | | | | | | | | | | | | | | | | |
| Blood not reported..... | | 161 | 85 | 35 | 25 | 25 | 76 | 29 | 28 | 19 | | | | | | | | | | | | | | | | | | | | |
| HIDATSA..... | | 547 | 288 | 170 | 83 | 34 | 259 | 137 | 81 | 36 | | | | | | | | | | | | | | | | | | | | |
| Full blood..... | | 418 | 228 | 128 | 67 | 32 | 190 | 88 | 64 | 35 | | | | | | | | | | | | | | | | | | | | |
| Full tribal..... | | 235 | 132 | 69 | 44 | 27 | 103 | 29 | 44 | 27 | | | | | | | | | | | | | | | | | | | | |
| Mixed tribal..... | | 132 | 66 | 35 | 23 | 5 | 86 | 58 | 20 | 8 | | | | | | | | | | | | | | | | | | | | |
| Two tribes..... | | 153 | 80 | 52 | 23 | 5 | 73 | 47 | 18 | 8 | | | | | | | | | | | | | | | | | | | | |
| Three or more tribes..... | | 29 | 16 | 16 | | | 13 | 11 | 2 | | | | | | | | | | | | | | | | | | | | | |
| Tribal blood of one parent unknown..... | | 1 | | | | | 1 | 1 | | | | | | | | | | | | | | | | | | | | | | |
| Mixed blood (white and Indian)..... | | 129 | 60 | 42 | 16 | 2 | 69 | 49 | 17 | 1 | | | | | | | | | | | | | | | | | | | | |
| Less than one-half white..... | | 65 | 35 | 30 | 5 | | 30 | 27 | 3 | | | | | | | | | | | | | | | | | | | | | |
| Half white, half Indian..... | | 43 | 16 | 6 | 9 | 1 | 27 | 11 | 13 | 1 | | | | | | | | | | | | | | | | | | | | |
| More than one-half white..... | | 21 | 9 | 6 | 2 | 1 | 12 | 11 | 1 | | | | | | | | | | | | | | | | | | | | | |
| IOWA..... | | 244 | 127 | 72 | 44 | 11 | 117 | 65 | 42 | 9 | | | | | | | | | | | | | | | | | | | | |
| Full blood..... | | 59 | 31 | 12 | 14 | 5 | 28 | 9 | 14 | 5 | | | | | | | | | | | | | | | | | | | | |
| Full tribal..... | | 34 | 17 | 2 | 11 | 4 | 17 | 3 | 11 | 3 | | | | | | | | | | | | | | | | | | | | |
| Mixed tribal (two tribes)..... | | 25 | 14 | 10 | 3 | 1 | 11 | 6 | 3 | 2 | | | | | | | | | | | | | | | | | | | | |
| Mixed blood..... | | 185 | 96 | 60 | 30 | 6 | 89 | 56 | 28 | 4 | | | | | | | | | | | | | | | | | | | | |
| White and Indian..... | | 183 | 94 | 60 | 29 | 5 | 89 | 56 | 28 | 4 | | | | | | | | | | | | | | | | | | | | |
| Less than one-half white..... | | 46 | 27 | 20 | 7 | | 19 | 11 | 8 | | | | | | | | | | | | | | | | | | | | | |
| Half white, half Indian..... | | 35 | 19 | 5 | 10 | 4 | 16 | 3 | 10 | 3 | | | | | | | | | | | | | | | | | | | | |
| More than one-half white..... | | 99 | 47 | 34 | 12 | 1 | 52 | 40 | 10 | 1 | | | | | | | | | | | | | | | | | | | | |
| Unknown proportions..... | | 3 | 1 | 1 | | | 2 | 2 | | | | | | | | | | | | | | | | | | | | | | |
| Mixture unknown..... | | 2 | 2 | | 1 | 1 | | | | | | | | | | | | | | | | | | | | | | | | |
| SIQUAN STOCK—Continued. | | | | | | | | | | | | | | | | | | | | | | | | | | | | | | |
| KANSA..... | | 238 | 133 | 73 | 49 | 9 | 105 | 81 | 18 | 6 | | | | | | | | | | | | | | | | | | | | |
| Full blood..... | | 71 | 46 | 19 | 20 | 5 | 25 | 12 | 8 | 5 | | | | | | | | | | | | | | | | | | | | |
| Full tribal..... | | 69 | 42 | 16 | 19 | 5 | 24 | 11 | 8 | 5 | | | | | | | | | | | | | | | | | | | | |
| Mixed tribal (two tribes)..... | | 5 | 4 | 3 | 1 | | 1 | 1 | | | | | | | | | | | | | | | | | | | | | | |
| Mixed blood (white and Indian)..... | | 167 | 87 | 54 | 29 | 4 | 80 | 69 | 10 | 1 | | | | | | | | | | | | | | | | | | | | |
| Less than one-half white..... | | 15 | 7 | 3 | 3 | 1 | 8 | 8 | | | | | | | | | | | | | | | | | | | | | | |
| Half white, half Indian..... | | 36 | 22 | 8 | 13 | 1 | 13 | 10 | 2 | 1 | | | | | | | | | | | | | | | | | | | | |
| More than one-half white..... | | 115 | 57 | 43 | 12 | 2 | 58 | 50 | 8 | | | | | | | | | | | | | | | | | | | | | |
| Unknown proportions..... | | 2 | 1 | | 1 | | 1 | 1 | | | | | | | | | | | | | | | | | | | | | | |
| MANDAN..... | | 209 | 107 | 51 | 35 | 20 | 102 | 43 | 32 | 27 | | | | | | | | | | | | | | | | | | | | |
| Full blood..... | | 165 | 80 | 30 | 30 | 19 | 85 | 31 | 27 | 27 | | | | | | | | | | | | | | | | | | | | |
| Full tribal..... | | 79 | 35 | 5 | 13 | 16 | 44 | 9 | 14 | 21 | | | | | | | | | | | | | | | | | | | | |
| Mixed tribal..... | | 86 | 45 | 25 | 17 | 3 | 41 | 22 | 13 | 6 | | | | | | | | | | | | | | | | | | | | |
| Two tribes..... | | 81 | 44 | 25 | 16 | 3 | 37 | 19 | 12 | 6 | | | | | | | | | | | | | | | | | | | | |
| Three or more tribes..... | | 5 | 1 | | 1 | | 4 | 3 | 1 | | | | | | | | | | | | | | | | | | | | | |
| Mixed blood (white and Indian)..... | | 44 | 27 | 21 | 5 | 1 | 17 | 12 | 5 | | | | | | | | | | | | | | | | | | | | | |
| Less than one-half white..... | | 30 | 19 | 16 | 3 | | 11 | 9 | 2 | | | | | | | | | | | | | | | | | | | | | |
| Half white, half Indian..... | | 10 | 6 | 3 | 2 | 1 | 4 | 3 | 1 | | | | | | | | | | | | | | | | | | | | | |
| More than one-half white..... | | 4 | 2 | 2 | 2 | | 2 | 2 | | | | | | | | | | | | | | | | | | | | | | |
| MISSOURI..... | | 13 | 8 | 2 | 5 | 1 | 5 | 1 | 2 | 2 | | | | | | | | | | | | | | | | | | | | |
| Full blood..... | | 8 | 5 | 1 | 3 | 1 | 3 | | 1 | 2 | | | | | | | | | | | | | | | | | | | | |
| Full tribal..... | | 3 | 2 | 1 | 1 | 1 | 1 | | 1 | 1 | | | | | | | | | | | | | | | | | | | | |
| Mixed tribal (two tribes)..... | | 5 | 3 | 1 | 2 | | 2 | | 1 | 1 | | | | | | | | | | | | | | | | | | | | |
| Mixed blood (less than one-half white)..... | | 5 | 3 | 1 | 2 | | 2 | 1 | 1 | | | | | | | | | | | | | | | | | | | | | |
| OMAHA..... | | 1,105 | 566 | 300 | 195 | 70 | 530 | 281 | 192 | 64 | | | | | | | | | | | | | | | | | | | | |
| Full blood..... | | 885 | 449 | 222 | 162 | 64 | 450 | 214 | 162 | 58 | | | | | | | | | | | | | | | | | | | | |
| Full tribal..... | | 877 | 443 | 217 | 162 | 63 | 434 | 212 | 162 | 58 | | | | | | | | | | | | | | | | | | | | |
| Mixed tribal (two tribes)..... | | 8 | 6 | 5 | 1 | | 2 | 2 | | | | | | | | | | | | | | | | | | | | | | |
| Mixed blood (white and Indian)..... | | 144 | 89 | 57 | 21 | 2 | 64 | 47 | 15 | 2 | | | | | | | | | | | | | | | | | | | | |
| Less than one-half white..... | | 38 | 23 | 16 | 7 | | 15 | 15 | | | | | | | | | | | | | | | | | | | | | | |
| Half white, half Indian..... | | 32 | 19 | 8 | 9 | 2 | 13 | 9 | 3 | 1 | | | | | | | | | | | | | | | | | | | | |
| More than one-half white..... | | 74 | 38 | 33 | 6 | | 36 | 23 | 12 | 1 | | | | | | | | | | | | | | | | | | | | |
| Blood not reported..... | | 76 | 37 | 21 | 12 | 4 | 39 | 20 | 15 | 4 | | | | | | | | | | | | | | | | | | | | |
| OSAGE..... | | 1,373 | 713 | 410 | 247 | 52 | 660 | 385 | 220 | 54 | | | | | | | | | | | | | | | | | | | | |
| Full blood..... | | 591 | 307 | 140 | 132 | 35 | 284 | 128 | 121 | 35 | | | | | | | | | | | | | | | | | | | | |
| Full tribal..... | | 583 | 302 | 137 | 131 | 34 | 281 | 126 | 120 | 35 | | | | | | | | | | | | | | | | | | | | |
| Mixed tribal..... | | 8 | 5 | 3 | 1 | 1 | 3 | 2 | 1 | | | | | | | | | | | | | | | | | | | | | |
| Two tribes..... | | 7 | 5 | 3 | 1 | 1 | 2 | 1 | 1 | | | | | | | | | | | | | | | | | | | | | |
| Three or more tribes..... | | 1 | | | | | 1 | 1 | | | | | | | | | | | | | | | | | | | | | | |
| Mixed blood..... | | 779 | 406 | 270 | 115 | 17 | 373 | 256 | 97 | 19 | | | | | | | | | | | | | | | | | | | | |
| White and Indian..... | | 759 | 394 | 263 | 110 | 17 | 365 | 249 | 97 | 18 | | | | | | | | | | | | | | | | | | | | |
| Less than one-half white..... | | 39 | 24 | 16 | 7 | 1 | 15 | 11 | 4 | | | | | | | | | | | | | | | | | | | | | |
| Half white, half Indian..... | | 84 | 50 | 37 | 9 | 3 | 34 | 26 | 6 | 2 | | | | | | | | | | | | | | | | | | | | |
| More than one-half white..... | | 632 | 317 | 208 | 93 | 13 | 315 | 211 | 87 | 16 | | | | | | | | | | | | | | | | | | | | |
| Unknown proportions..... | | 4 | 3 | 2 | 1 | | 1 | 1 | | | | | | | | | | | | | | | | | | | | | | |
| Either white or Negro and Indian..... | | 10 | 6 | 2 | 4 | | 4 | 4 | | | | | | | | | | | | | | | | | | | | | | |
| Mixture unknown..... | | 10 | 6 | 5 | 1 | | 4 | 3 | | 1 | | | | | | | | | | | | | | | | | | | | |
| Blood not reported..... | | 3 | | | | | 3 | 1 | 2 | | | | | | | | | | | | | | | | | | | | | |
| ORO..... | | 332 | 181 | 96 | 64 | 19 | 151 | 73 | 62 | 15 | | | | | | | | | | | | | | | | | | | | |
| Full blood..... | | 211 | 112 | 59 | 39 | 13 | 99 | 40 | 45 | 14 | | | | | | | | | | | | | | | | | | | | |
| Full tribal..... | | 185 | 98 | 48 | 37 | 13 | 87 | 30 | 43 | 14 | | | | | | | | | | | | | | | | | | | | |
| Mixed tribal (two tribes)..... | | 23 | 12 | 10 | 1 | | 11 | 9 | 2 | | | | | | | | | | | | | | | | | | | | | |
| Tribal blood of one parent unknown..... | | 3 | 2 | 1 | 1 | | 1 | 1 | | | | | | | | | | | | | | | | | | | | | | |
| Mixed blood..... | | 121 | 69 | 37 | 25 | 6 | 52 | 33 | 17 | 1 | | | | | | | | | | | | | | | | | | | | |
| White and Indian..... | | 114 | 65 | 34 | 24 | 6 | 49 | 32 | 15 | 1 | | | | | | | | | | | | | | | | | | | | |
| Less than one-half white..... | | 76 | 45 | 24 | 17 | 3 | 31 | 20 | 9 | 1 | | | | | | | | | | | | | | | | | | | | |
| Half white, half Indian..... | | 16 | 8 | 2 | 3 | 3 | 8 | 4 | 4 | | | | | | | | | | | | | | | | | | | | | |
| More than one-half white..... | | 22 | 12 | 8 | 4 | | 10 | 8 | 2 | | | | | | | | | | | | | | | | | | | | | |
| Mixture unknown..... | | 7 | 4 | 3 | 1 | | 3 | 1 | 2 | | | | | | | | | | | | | | | | | | | | | |

¹Totals include persons of unknown age.

STOCKS AND TRIBES, BY SEX, AGE, AND BLOOD.

INDIANS IN EACH STOCK AND TRIBE IN THE UNITED STATES, CLASSIFIED ACCORDING TO SEX AND AGE PERIODS, BY MIXTURE OF BLOOD: 1910—Continued.

| Table 51—Continued. | | MALE. | | | | FEMALE. | | | | TRIBE AND MIXTURE OF BLOOD. | | Both sexes. | | MALE. | | | | FEMALE. | | | |
|--|--|---------------------|---------------|---------------|-------------------|---------------------|---------------|---------------|-------------------|-----------------------------|--|-------------|--|---------------------|---------------|---------------|-------------------|---------------------|---------------|---------------|-------------------|
| | | Total. ¹ | Under 20 yrs. | 20 to 50 yrs. | 51 yrs. and over. | Total. ¹ | Under 20 yrs. | 20 to 50 yrs. | 51 yrs. and over. | | | | | Total. ¹ | Under 20 yrs. | 20 to 50 yrs. | 51 yrs. and over. | Total. ¹ | Under 20 yrs. | 20 to 50 yrs. | 51 yrs. and over. |
| | | | | | | | | | | | | | | | | | | | | | |
| <i>Minniconjou Sioux</i> | | 397 | 186 | 70 | 04 | 46 | 211 | 71 | 72 | 07 | | | <i>Two Kettle Sioux</i> | | | | | | | | |
| Full blood..... | | 353 | 166 | 04 | 59 | 43 | 187 | 60 | 60 | 66 | | | Full blood..... | | | | | | | | |
| Full tribal..... | | 142 | 55 | 9 | 22 | 24 | 87 | 13 | 33 | 41 | | | Full tribal..... | | | | | | | | |
| Mixed tribal..... | | 197 | 105 | 51 | 36 | 18 | 92 | 40 | 26 | 25 | | | Mixed tribal..... | | | | | | | | |
| Two tribes..... | | 154 | 81 | 34 | 29 | 18 | 73 | 27 | 20 | 25 | | | Two tribes..... | | | | | | | | |
| Three or more tribes..... | | 43 | 24 | 17 | 7 | | 19 | 13 | 6 | | | | Three or more tribes..... | | | | | | | | |
| Tribal blood of one parent unknown..... | | 14 | 6 | 4 | 1 | 1 | 8 | 7 | 1 | | | | Tribal blood of one parent unknown..... | | | | | | | | |
| Mixed blood (white and Indian)..... | | 33 | 15 | 8 | 4 | 3 | 18 | 9 | 8 | 1 | | | Mixed blood..... | | | | | | | | |
| Less than one-half white..... | | 10 | 3 | 3 | | | 7 | 6 | 1 | | | | White and Indian..... | | | | | | | | |
| Half white, half Indian..... | | 11 | 5 | | 3 | 2 | 6 | | 5 | 1 | | | Less than one-half white..... | | | | | | | | |
| More than one-half white..... | | 12 | 7 | 5 | 1 | 1 | 5 | 3 | 2 | | | | Half white, half Indian..... | | | | | | | | |
| Blood not reported..... | | 11 | 5 | 4 | 1 | | 6 | 2 | 4 | | | | More than one-half white..... | | | | | | | | |
| <i>Oglala Sioux</i> | | 6,045 | 3,018 | 1,438 | 1,117 | 460 | 3,027 | 1,372 | 1,105 | 546 | | | <i>WINNEBAGO</i> | | | | | | | | |
| Full blood..... | | 4,108 | 2,094 | 876 | 789 | 428 | 2,074 | 804 | 782 | 485 | | | Full blood..... | | | | | | | | |
| Full tribal..... | | 3,744 | 1,849 | 734 | 723 | 391 | 1,895 | 693 | 743 | 450 | | | Full tribal..... | | | | | | | | |
| Mixed tribal..... | | 405 | 237 | 139 | 62 | 36 | 168 | 106 | 37 | 25 | | | Mixed tribal..... | | | | | | | | |
| Two tribes..... | | 302 | 178 | 91 | 51 | 30 | 124 | 72 | 28 | 24 | | | Two tribes..... | | | | | | | | |
| Three or more tribes..... | | 103 | 59 | 48 | 11 | | 44 | 34 | 9 | 1 | | | Three or more tribes..... | | | | | | | | |
| Tribal blood of one parent unknown..... | | 19 | 8 | 3 | 4 | 1 | 11 | 5 | 2 | 4 | | | Tribal blood of one parent unknown..... | | | | | | | | |
| Mixed blood..... | | 1,794 | 879 | 541 | 310 | 27 | 915 | 555 | 310 | 49 | | | Mixed blood..... | | | | | | | | |
| White and Indian..... | | 1,770 | 867 | 533 | 307 | 26 | 909 | 552 | 308 | 48 | | | White and Indian..... | | | | | | | | |
| Less than one-half white..... | | 512 | 260 | 207 | 51 | 2 | 252 | 191 | 50 | 2 | | | Less than one-half white..... | | | | | | | | |
| Half white, half Indian..... | | 638 | 298 | 135 | 141 | 22 | 340 | 159 | 138 | 42 | | | Half white, half Indian..... | | | | | | | | |
| More than one-half white..... | | 534 | 258 | 162 | 94 | 2 | 276 | 176 | 98 | 2 | | | More than one-half white..... | | | | | | | | |
| Unknown proportions and "Mexican" mixture..... | | 92 | 51 | 29 | 21 | | 41 | 26 | 13 | 2 | | | Unknown proportions and "Mexican" mixture..... | | | | | | | | |
| Negro and Indian..... | | 3 | 3 | 1 | 2 | | | | | | | | Negro and Indian..... | | | | | | | | |
| Less than one-half Negro..... | | 2 | 2 | 1 | 1 | | | | | | | | Less than one-half Negro..... | | | | | | | | |
| Half Negro, half Indian..... | | 1 | 1 | | | | | | | | | | Half Negro, half Indian..... | | | | | | | | |
| Negro, white, and Indian..... | | 9 | 6 | 6 | | | 8 | 2 | 1 | | | | Negro, white, and Indian..... | | | | | | | | |
| Either white or Negro and Indian..... | | 5 | 3 | 1 | 1 | 1 | 2 | 1 | 1 | | | | Either white or Negro and Indian..... | | | | | | | | |
| Mixture unknown..... | | 1 | | | | | 1 | | | 1 | | | Mixture unknown..... | | | | | | | | |
| Blood not reported..... | | 83 | 45 | 21 | 18 | 5 | 38 | 13 | 13 | 12 | | | Blood not reported..... | | | | | | | | |
| <i>Sans Arc Sioux</i> | | 222 | 110 | 64 | 32 | 14 | 112 | 58 | 31 | 23 | | | <i>YANKTON SIOUX</i> | | | | | | | | |
| Full blood..... | | 64 | 27 | 7 | 11 | 9 | 37 | 11 | 11 | 15 | | | Full blood..... | | | | | | | | |
| Full tribal..... | | 21 | 8 | | 6 | 2 | 13 | | 4 | 9 | | | Full tribal..... | | | | | | | | |
| Mixed tribal..... | | 43 | 19 | 7 | 5 | 7 | 24 | 11 | 7 | 6 | | | Mixed tribal..... | | | | | | | | |
| Two tribes..... | | 28 | 14 | 3 | 4 | 7 | 14 | 2 | 6 | 6 | | | Two tribes..... | | | | | | | | |
| Three or more tribes..... | | 15 | 5 | 4 | 1 | | 10 | 9 | 1 | | | | Three or more tribes..... | | | | | | | | |
| Mixed blood (white and Indian)..... | | 152 | 81 | 57 | 20 | 4 | 71 | 47 | 19 | 5 | | | Mixed blood..... | | | | | | | | |
| Less than one-half white..... | | 22 | 14 | 14 | | | 8 | 7 | 1 | | | | White and Indian..... | | | | | | | | |
| Half white, half Indian..... | | 44 | 23 | 10 | 10 | 3 | 21 | 9 | 8 | 4 | | | Less than one-half white..... | | | | | | | | |
| More than one-half white..... | | 86 | 44 | 33 | 10 | 1 | 42 | 31 | 10 | 1 | | | Half white, half Indian..... | | | | | | | | |
| Blood not reported..... | | 6 | 2 | | 1 | 1 | 4 | | 1 | 3 | | | More than one-half white..... | | | | | | | | |
| <i>Sihhasapa</i> | | 485 | 243 | 92 | 102 | 49 | 242 | 99 | 90 | 53 | | | <i>YANKTONAI SIOUX</i> | | | | | | | | |
| Full blood..... | | 333 | 165 | 57 | 64 | 44 | 168 | 54 | 66 | 48 | | | Full blood..... | | | | | | | | |
| Full tribal..... | | 122 | 55 | 10 | 25 | 20 | 67 | 11 | 32 | 24 | | | Full tribal..... | | | | | | | | |
| Mixed tribal..... | | 206 | 109 | 47 | 38 | 24 | 97 | 43 | 31 | 23 | | | Mixed tribal..... | | | | | | | | |
| Two tribes..... | | 143 | 71 | 16 | 31 | 24 | 72 | 25 | 24 | 23 | | | Two tribes..... | | | | | | | | |
| Three or more tribes..... | | 63 | 38 | 31 | 7 | | 25 | 18 | 7 | | | | Three or more tribes..... | | | | | | | | |
| Tribal blood of one parent unknown..... | | 5 | 1 | | | | 4 | | 3 | 1 | | | Tribal blood of one parent unknown..... | | | | | | | | |
| Mixed blood..... | | 143 | 74 | 33 | 36 | 5 | 69 | 43 | 21 | 5 | | | Mixed blood..... | | | | | | | | |
| White and Indian..... | | 140 | 73 | 33 | 36 | 4 | 67 | 43 | 20 | 4 | | | White and Indian..... | | | | | | | | |
| Less than one-half white..... | | 45 | 17 | 11 | 6 | | 28 | 25 | 3 | | | | Less than one-half white..... | | | | | | | | |
| Half white, half Indian..... | | 78 | 45 | 13 | 28 | 4 | 33 | 14 | 15 | 4 | | | Half white, half Indian..... | | | | | | | | |
| More than one-half white..... | | 17 | 11 | 9 | 2 | | 0 | 4 | 2 | | | | More than one-half white..... | | | | | | | | |
| Negro and Indian..... | | 2 | 1 | | 1 | | 1 | | 1 | | | | Negro and Indian..... | | | | | | | | |
| Less than one-half Negro..... | | 1 | | | | | 1 | | 1 | | | | Less than one-half Negro..... | | | | | | | | |
| Half Negro, half Indian..... | | 1 | 1 | | 1 | | 1 | | 1 | | | | Half Negro, half Indian..... | | | | | | | | |
| Mixture unknown..... | | 1 | | | | | 1 | | 1 | | | | Mixture unknown..... | | | | | | | | |
| Blood not reported..... | | 9 | 4 | 2 | 2 | | 5 | 2 | 3 | | | | Blood not reported..... | | | | | | | | |

¹ Totals include persons of unknown age.

INDIANS IN THE UNITED STATES.

INDIANS IN EACH STOCK AND TRIBE IN THE UNITED STATES, CLASSIFIED ACCORDING TO SEX AND AGE PERIODS, BY MIXTURE OF BLOOD: 1910—Continued.

| Table 51—Continued. | | MALE. | | | | | | | | FEMALE. | | | | | | | | | |
|---|-------|-------------|-----|---------------------|----------------|-------------------|---------------------|---------------------|----------------|---------------|-------------------|---------------------|----------------|----------------|-------------------|-------------------|--|--|--|
| | | Both sexes. | | Un-der 20 yrs. | 20 to 50 yrs. | 51 yrs. and over. | Total. ¹ | | Un-der 20 yrs. | 20 to 50 yrs. | 51 yrs. and over. | Total. ¹ | | Un-der 20 yrs. | 20 to 50 yrs. | 51 yrs. and over. | | | |
| TRIBE AND MIXTURE OF BLOOD. | | Both sexes. | | MALE. | | | | | | | | FEMALE. | | | | | | | |
| TRIBE AND MIXTURE OF BLOOD. | | Both sexes. | | Total. ¹ | Un-der 20 yrs. | 20 to 50 yrs. | 51 yrs. and over. | Total. ¹ | Un-der 20 yrs. | 20 to 50 yrs. | 51 yrs. and over. | Total. ¹ | Un-der 20 yrs. | 20 to 50 yrs. | 51 yrs. and over. | | | | |
| TAKELMAN STOCK. | | | | | | | | | | | | | | | | | | | |
| Total..... | 1 | 1 | | | | | | | | | | | | | | | | | |
| Mixed blood (half white, half Indian)..... | 1 | 1 | | | | | | | | | | | | | | | | | |
| TANOAN STOCK. | | | | | | | | | | | | | | | | | | | |
| Total..... | 3,140 | 1,630 | 667 | 745 | 222 | 1,504 | 722 | 618 | 163 | | | | | | | | | | |
| Full blood..... | 3,005 | 1,565 | 629 | 722 | 212 | 1,440 | 695 | 598 | 156 | | | | | | | | | | |
| Pure stock..... | 2,892 | 1,512 | 606 | 692 | 212 | 1,380 | 643 | 581 | 155 | | | | | | | | | | |
| Mixed stock (two stocks)..... | 96 | 46 | 19 | 27 | | 50 | 35 | 14 | 1 | | | | | | | | | | |
| Stock in part unknown..... | 17 | 7 | 4 | 3 | | 10 | 7 | 3 | | | | | | | | | | | |
| Mixed blood (white and Indian)..... | 101 | 52 | 34 | 15 | 3 | 49 | 31 | 15 | 3 | | | | | | | | | | |
| Less than one-half white..... | 36 | 21 | 16 | 3 | 2 | 15 | 13 | 1 | 1 | | | | | | | | | | |
| Half white, half Indian..... | 22 | 11 | 7 | 3 | 1 | 11 | 4 | 6 | 1 | | | | | | | | | | |
| More than one-half white..... | 3 | 1 | | 1 | | 2 | 2 | | | | | | | | | | | | |
| Unknown proportions ("Mexican" mixture)..... | 40 | 19 | 11 | 8 | | 21 | 12 | 8 | 1 | | | | | | | | | | |
| Blood not reported..... | 34 | 19 | 4 | 8 | 7 | 15 | 6 | 5 | 4 | | | | | | | | | | |
| ISLETA..... | 956 | 497 | 185 | 246 | 66 | 459 | 189 | 207 | 63 | | | | | | | | | | |
| Full blood..... | 894 | 464 | 172 | 234 | 58 | 430 | 174 | 197 | 59 | | | | | | | | | | |
| Full tribal..... | 851 | 443 | 161 | 234 | 58 | 408 | 158 | 192 | 58 | | | | | | | | | | |
| Mixed tribal (two tribes)..... | 43 | 21 | 11 | 10 | | 22 | 16 | 5 | 1 | | | | | | | | | | |
| Mixed blood (white and Indian)..... | 28 | 14 | 9 | 4 | 1 | 14 | 9 | 5 | | | | | | | | | | | |
| Less than one-half white..... | 16 | 8 | 6 | 1 | 1 | 8 | 8 | | | | | | | | | | | | |
| Half white, half Indian..... | 11 | 5 | 3 | 2 | | 6 | 1 | 5 | | | | | | | | | | | |
| More than one-half white..... | 1 | 1 | | 1 | | | | | | | | | | | | | | | |
| Blood not reported..... | 34 | 19 | 4 | 8 | 7 | 15 | 6 | 5 | 4 | | | | | | | | | | |
| JEMEZ..... | 499 | 281 | 108 | 136 | 37 | 218 | 103 | 89 | 26 | | | | | | | | | | |
| Full blood..... | 418 | 236 | 90 | 110 | 36 | 182 | 75 | 81 | 26 | | | | | | | | | | |
| Full tribal..... | 81 | 45 | 18 | 26 | 1 | 36 | 28 | 8 | | | | | | | | | | | |
| Mixed tribal..... | 77 | 43 | 17 | 25 | 1 | 34 | 26 | 8 | | | | | | | | | | | |
| Two tribes..... | 4 | 2 | 1 | 1 | | 2 | 2 | | | | | | | | | | | | |
| Three or more tribes..... | | | | | | | | | | | | | | | | | | | |
| NAMBE..... | 88 | 45 | 19 | 21 | 4 | 43 | 22 | 17 | 4 | | | | | | | | | | |
| Full blood..... | 75 | 38 | 14 | 19 | 4 | 37 | 19 | 15 | 3 | | | | | | | | | | |
| Full tribal..... | 51 | 28 | 8 | 15 | 4 | 23 | 10 | 10 | 3 | | | | | | | | | | |
| Mixed tribal..... | 17 | 7 | 4 | 3 | | 10 | 7 | 3 | | | | | | | | | | | |
| Two tribes..... | 14 | 6 | 4 | 2 | | 8 | 6 | 2 | | | | | | | | | | | |
| Three or more tribes..... | 3 | 1 | | 1 | | 2 | 1 | 1 | | | | | | | | | | | |
| Tribal blood of one parent unknown..... | 7 | 3 | 2 | 1 | | 4 | 2 | 2 | | | | | | | | | | | |
| Mixed blood (white and Indian)..... | 13 | 7 | 5 | 2 | | 6 | 3 | 2 | 1 | | | | | | | | | | |
| Less than one-half white..... | 1 | 1 | | | | 1 | | | 1 | | | | | | | | | | |
| Half white, half Indian..... | 1 | 1 | | | | | | | | | | | | | | | | | |
| Unknown proportions ("Mexican" mixture)..... | 11 | 6 | 4 | 2 | | 5 | 3 | 2 | | | | | | | | | | | |
| PECOS..... | 10 | 6 | | 2 | 4 | 4 | | 2 | 2 | | | | | | | | | | |
| Full blood..... | 2 | 2 | | 1 | 1 | | | | | | | | | | | | | | |
| Full tribal..... | 8 | 4 | | 1 | 3 | 4 | | 2 | 2 | | | | | | | | | | |
| Mixed tribal (two tribes)..... | | | | | | | | | | | | | | | | | | | |
| PICURIS..... | 104 | 50 | 20 | 20 | 10 | 54 | 26 | 21 | 7 | | | | | | | | | | |
| Full blood (full tribal)..... | 92 | 42 | 15 | 18 | 9 | 50 | 25 | 19 | 6 | | | | | | | | | | |
| Mixed blood (white and Indian)..... | 12 | 8 | 5 | 2 | 1 | 4 | 1 | 2 | 1 | | | | | | | | | | |
| Less than one-half white..... | 9 | 7 | 5 | 2 | | 2 | 1 | 1 | | | | | | | | | | | |
| Half white, half Indian..... | 3 | 1 | | 1 | | 2 | | 1 | 1 | | | | | | | | | | |
| POROAQUE..... | 16 | 7 | 5 | 2 | | 9 | 5 | 4 | | | | | | | | | | | |
| Full blood..... | 10 | 4 | 2 | 2 | | 6 | 3 | 3 | | | | | | | | | | | |
| Full tribal..... | 6 | 2 | 1 | 1 | | 4 | 2 | 2 | | | | | | | | | | | |
| Mixed tribal (two tribes)..... | 4 | 2 | 1 | 1 | | 2 | 1 | 1 | | | | | | | | | | | |
| Mixed blood (white and Indian)..... | 6 | 3 | 3 | | | 3 | 2 | 1 | | | | | | | | | | | |
| Less than one-half white..... | 5 | 3 | 3 | | | 2 | 2 | | | | | | | | | | | | |
| Unknown proportions ("Mexican" mixture)..... | 1 | | | | | 1 | | 1 | | | | | | | | | | | |
| TANOAN STOCK—Continued. | | | | | | | | | | | | | | | | | | | |
| SAN ILDEFONSO..... | 123 | 57 | 26 | 23 | 8 | 66 | | 20 | 30 | 7 | | | | | | | | | |
| Full blood..... | 118 | 55 | 25 | 22 | 8 | 63 | | 28 | 20 | 6 | | | | | | | | | |
| Full tribal..... | 104 | 49 | 21 | 20 | 8 | 55 | | 23 | 29 | 6 | | | | | | | | | |
| Mixed tribal (two tribes)..... | 14 | 6 | 4 | 2 | | 8 | | 6 | 3 | | | | | | | | | | |
| Mixed blood (unknown proportions, "Mexican" mixture)..... | 5 | 2 | 1 | 1 | | 3 | | 1 | 1 | 1 | | | | | | | | | |
| SAN JUAN..... | 387 | 205 | 90 | 80 | 25 | 182 | | 80 | 77 | 16 | | | | | | | | | |
| Full blood..... | 382 | 204 | 80 | 80 | 25 | 178 | | 80 | 70 | 16 | | | | | | | | | |
| Full tribal..... | 380 | 202 | 87 | 89 | 25 | 178 | | 80 | 70 | 16 | | | | | | | | | |
| Mixed tribal (two tribes)..... | 2 | 2 | 2 | | | | | | | | | | | | | | | | |
| Mixed blood (white and Indian)..... | 5 | 1 | 1 | | | 4 | | 3 | 1 | | | | | | | | | | |
| Half white, half Indian..... | 2 | 1 | 1 | | | 1 | | 1 | | | | | | | | | | | |
| More than one-half white..... | 2 | | | | | 2 | | 2 | | | | | | | | | | | |
| Unknown proportions ("Mexican" mixture)..... | 1 | | | | | 1 | | 1 | | | | | | | | | | | |
| SANDIA..... | 73 | 30 | 15 | 17 | 7 | 34 | | 10 | 10 | 2 | | | | | | | | | |
| Full blood..... | 72 | 38 | 16 | 17 | 6 | 34 | | 10 | 10 | 2 | | | | | | | | | |
| Full tribal..... | 1 | 1 | | | 1 | | | | | | | | | | | | | | |
| Mixed tribal (two tribes)..... | | | | | | | | | | | | | | | | | | | |
| SANTA CLARA..... | 277 | 134 | 51 | 60 | 14 | 143 | | 80 | 40 | 11 | | | | | | | | | |
| Full blood..... | 268 | 129 | 48 | 67 | 14 | 139 | | 82 | 40 | 11 | | | | | | | | | |
| Full tribal..... | 251 | 121 | 42 | 65 | 14 | 130 | | 73 | 46 | 11 | | | | | | | | | |
| Mixed tribal (two tribes)..... | 17 | 8 | 6 | 2 | | 9 | | 0 | | | | | | | | | | | |
| Mixed blood (unknown proportions, "Mexican" mixture)..... | 0 | 5 | 3 | 2 | | 4 | | 4 | | | | | | | | | | | |
| TAOS..... | 517 | 272 | 128 | 101 | 43 | 245 | | 133 | 87 | 24 | | | | | | | | | |
| Full blood..... | 509 | 268 | 125 | 100 | 43 | 241 | | 129 | 87 | 24 | | | | | | | | | |
| Full tribal..... | 505 | 265 | 122 | 100 | 43 | 240 | | 129 | 87 | 23 | | | | | | | | | |
| Mixed tribal (two tribes)..... | 4 | 2 | 3 | | | 1 | | | | 1 | | | | | | | | | |
| Mixed blood (white and Indian)..... | 8 | 4 | 3 | 1 | | 4 | | 4 | | | | | | | | | | | |
| Less than one-half white..... | 3 | 1 | 1 | | | 2 | | 2 | | | | | | | | | | | |
| Half white, half Indian..... | 5 | 3 | 2 | 1 | | 2 | | 2 | | | | | | | | | | | |
| TESUQUE..... | 77 | 37 | 18 | 15 | 4 | 40 | | 20 | 10 | 1 | | | | | | | | | |
| Full blood..... | 62 | 29 | 14 | 12 | 3 | 33 | | 16 | 16 | 1 | | | | | | | | | |
| Full tribal..... | 49 | 24 | 11 | 10 | 3 | 25 | | 12 | 13 | | | | | | | | | | |
| Mixed tribal..... | 13 | 5 | 3 | 2 | | 8 | | 4 | 3 | 1 | | | | | | | | | |
| Two tribes..... | 10 | 4 | 2 | 2 | | 6 | | 2 | 3 | 1 | | | | | | | | | |
| Three or more tribes..... | 3 | 1 | 1 | | | 2 | | 2 | | | | | | | | | | | |
| Mixed blood (white and Indian)..... | 15 | 8 | 4 | 3 | 1 | 7 | | 4 | 3 | | | | | | | | | | |
| Less than one-half white..... | 2 | 2 | 1 | | | | | | | | | | | | | | | | |
| Unknown proportions ("Mexican" mixture)..... | 13 | 6 | 3 | 3 | | 7 | | 4 | 3 | | | | | | | | | | |
| TARASCAN STOCK. | | | | | | | | | | | | | | | | | | | |
| Total..... | 1 | 1 | | | | | | | | | | | | | | | | | |
| Mixed blood (half white, half Indian)..... | 1 | 1 | | | | | | | | | | | | | | | | | |
| TLINGIT STOCK. | | | | | | | | | | | | | | | | | | | |
| Total..... | 32 | 21 | 15 | 6 | | 11 | | 10 | 1 | | | | | | | | | | |
| Full blood..... | 7 | 6 | 4 | 2 | | 1 | | 1 | | | | | | | | | | | |
| Mixed blood (white and Indian)..... | 25 | 15 | 11 | 4 | | 10 | | 10 | | | | | | | | | | | |
| AUK..... | 2 | 1 | 1 | | | 1 | | 1 | | | | | | | | | | | |
| Mixed blood (white and Indian)..... | 2 | 1 | 1 | | | 1 | | 1 | | | | | | | | | | | |

¹ Totals include persons of unknown age

INDIANS IN EACH STOCK AND TRIBE IN THE UNITED STATES, CLASSIFIED ACCORDING TO SEX AND AGE PERIODS, BY MIXTURE OF BLOOD: 1910—Continued.

| Table 51--Continued. | | MALE. | | | | FEMALE. | | | |
|---|-------------|--------|---------------|---------------|-------------------|---------|---------------|---------------|-------------------|
| TRIBE AND MIXTURE OF BLOOD. | Both sexes. | Total. | Under 20 yrs. | 20 to 50 yrs. | 51 yrs. and over. | Total. | Under 20 yrs. | 20 to 50 yrs. | 51 yrs. and over. |
| | | | | | | | | | |
| CHIKAT..... | 4 | 4 | 4 | | | | | | |
| Mixed blood (white and Indian)..... | 4 | 4 | 4 | | | | | | |
| KAKE..... | 3 | 1 | | 1 | | 2 | 2 | | |
| Mixed blood (half white, half Indian)..... | 3 | 1 | | 1 | | 2 | 2 | | |
| TONKAWAN STOCK. | | | | | | | | | |
| Total..... | 42 | 25 | 10 | 9 | 6 | 17 | 6 | 6 | 5 |
| Full blood..... | 41 | 24 | 9 | 9 | 6 | 17 | 6 | 6 | 5 |
| Full tribal..... | 29 | 17 | 5 | 6 | 6 | 12 | 2 | 5 | 5 |
| Mixed tribal (two tribes)..... | 11 | 7 | 4 | 3 | | 4 | 3 | 1 | |
| Tribal blood of one parent unknown..... | 1 | | | | | 1 | 1 | | |
| Mixed blood (unknown proportions, "Mexican" mixture)..... | 1 | 1 | 1 | | | | | | |
| TSMISHIAN STOCK. | | | | | | | | | |
| Total..... | 51 | 31 | 21 | 10 | | 20 | 9 | 8 | 3 |
| Full blood (full tribal)..... | 11 | 9 | 8 | 1 | | 2 | | | 2 |
| Mixed blood (white and Indian)..... | 40 | 22 | 13 | 9 | | 18 | 9 | 8 | 1 |
| Less than one-half white..... | 11 | 8 | 7 | 1 | | 3 | 3 | | |
| Half white, half Indian..... | 14 | 7 | 1 | 6 | | 7 | | 6 | 1 |
| More than one-half white..... | 15 | 7 | 5 | 2 | | 8 | 6 | 2 | |
| TUNICAN STOCK. | | | | | | | | | |
| Total..... | 43 | 25 | 16 | 9 | | 18 | 12 | 4 | 2 |
| Full blood (full tribal)..... | 18 | 9 | 3 | 6 | | 9 | 4 | 3 | 2 |
| Mixed blood..... | 25 | 16 | 13 | 3 | | 9 | 8 | 1 | |
| White and Indian..... | 14 | 9 | 8 | 1 | | 5 | 5 | | |
| Less than one-half white..... | 5 | 3 | 3 | | | 2 | 2 | | |
| Half white, half Indian..... | 8 | 6 | 5 | 1 | | 2 | 2 | | |
| More than one-half white..... | 1 | | | | | 1 | 1 | | |
| Negro and Indian..... | 11 | 7 | 5 | 2 | | 4 | 3 | 1 | |
| Less than one-half Negro..... | 8 | 5 | 4 | 1 | | 3 | 3 | | |
| Half Negro, half Indian..... | 3 | 2 | 1 | 1 | | 1 | | 1 | |
| WAILLATPUAN STOCK. | | | | | | | | | |
| Total..... | 329 | 160 | 78 | 54 | 27 | 169 | 72 | 57 | 40 |
| Full blood..... | 268 | 125 | 56 | 45 | 24 | 143 | 55 | 49 | 39 |
| Pure stock..... | 198 | 94 | 42 | 32 | 20 | 104 | 40 | 36 | 28 |
| Mixed stock (two stocks)..... | 65 | 31 | 14 | 13 | 4 | 34 | 15 | 8 | 11 |
| Stock in part unknown..... | 5 | | | | | 5 | | 5 | |
| Mixed blood (white and Indian)..... | 60 | 34 | 22 | 9 | 2 | 28 | 17 | 5 | 1 |
| Less than one-half white..... | 21 | 13 | 10 | 2 | 1 | 8 | 6 | 2 | |
| Half white, half Indian..... | 15 | 10 | 6 | 3 | | 5 | 2 | 3 | |
| More than one-half white..... | 21 | 9 | 6 | 3 | 1 | 12 | 9 | 3 | |
| Unknown proportions, and "Mexican" mixture..... | 3 | 2 | 1 | 1 | | 1 | | 1 | |
| Blood not reported..... | 1 | 1 | | | 1 | | | | |
| CAYUSE..... | | | | | | | | | |
| Total..... | 298 | 130 | 69 | 44 | 25 | 159 | 70 | 52 | 37 |
| Full blood..... | 254 | 117 | 58 | 39 | 22 | 137 | 54 | 46 | 37 |
| Full tribal..... | 194 | 91 | 42 | 31 | 18 | 103 | 40 | 36 | 27 |
| Mixed tribal..... | 59 | 26 | 14 | 8 | 4 | 33 | 14 | 9 | 10 |
| Two tribes..... | 56 | 26 | 14 | 8 | 4 | 30 | 14 | 6 | 10 |
| Three or more tribes..... | 3 | | | | | 3 | | 3 | |
| Tribal blood of one parent unknown..... | 1 | | | | | 1 | | 1 | |

| Table 51--Continued. | | MALE. | | | | FEMALE. | | | |
|--|-------------|--------|---------------|---------------|-------------------|---------|---------------|---------------|-------------------|
| TRIBE AND MIXTURE OF BLOOD. | Both sexes. | Total. | Under 20 yrs. | 20 to 50 yrs. | 51 yrs. and over. | Total. | Under 20 yrs. | 20 to 50 yrs. | 51 yrs. and over. |
| | | | | | | | | | |
| CAYUSE--Continued. | | | | | | | | | |
| Mixed blood (white and Indian)..... | 43 | 21 | 13 | 5 | 2 | 22 | 16 | 6 | |
| Less than one-half white..... | 15 | 8 | 6 | 1 | 1 | 7 | 5 | 2 | |
| Half white, half Indian..... | 7 | 4 | 1 | 2 | | 3 | 2 | 1 | |
| More than one-half white..... | 20 | 8 | 5 | 2 | 1 | 12 | 9 | 3 | |
| Unknown proportions..... | 1 | 1 | 1 | | | | | | |
| Blood not reported..... | 1 | 1 | | | 1 | | | | |
| MOLALA..... | | | | | | | | | |
| Total..... | 31 | 21 | 9 | 10 | 2 | 10 | 2 | 5 | 3 |
| Full blood..... | 14 | 8 | | 6 | 2 | 6 | 1 | 3 | 2 |
| Full tribal..... | 4 | 3 | | 1 | 2 | 1 | | | 1 |
| Mixed tribal..... | 10 | 5 | | 5 | | 5 | 1 | 3 | 1 |
| Two tribes..... | 9 | 5 | | 5 | | 4 | 1 | 2 | 1 |
| Three or more tribes..... | 1 | | | | | 1 | | 1 | |
| Mixed blood (white and Indian)..... | 17 | 13 | 9 | 4 | | 4 | 1 | 2 | 1 |
| Less than one-half white..... | 6 | 5 | 4 | 1 | | 1 | 1 | | |
| Half white, half Indian..... | 8 | 6 | 5 | 1 | | 2 | | 2 | |
| More than one-half white..... | 1 | 1 | | 1 | | | | | |
| Unknown proportions ("Mexican" mixture)..... | 2 | 1 | | 1 | | 1 | | | 1 |
| WAKASHIAN STOCK. | | | | | | | | | |
| Total..... | 388 | 195 | 84 | 67 | 42 | 193 | 92 | 58 | 42 |
| Full blood..... | 301 | 188 | 70 | 68 | 42 | 178 | 83 | 52 | 42 |
| Pure stock..... | 293 | 154 | 56 | 56 | 38 | 139 | 48 | 48 | 42 |
| Mixed stock (two stocks)..... | 60 | 24 | 17 | 9 | 4 | 36 | 32 | 4 | |
| Stock in part unknown..... | 8 | 6 | 3 | 2 | | 3 | 3 | | |
| Mixed blood..... | 27 | 12 | 8 | 4 | | 15 | 9 | 6 | |
| White and Indian..... | 20 | 11 | 7 | 4 | | 15 | 9 | 6 | |
| Less than one-half white..... | 7 | 3 | 2 | 1 | | 4 | 3 | 1 | |
| Half white, half Indian..... | 12 | 5 | 2 | 3 | | 7 | 3 | 4 | |
| More than one-half white..... | 7 | 3 | 3 | | | 4 | 3 | 1 | |
| Negro, white, and Indian..... | 1 | 1 | 1 | | | | | | |
| KITAMAT..... | | | | | | | | | |
| Total..... | 1 | | | | | 1 | | | 1 |
| Mixed blood (half white, half Indian)..... | 1 | | | | | 1 | | | 1 |
| KWAKIUTL..... | | | | | | | | | |
| Total..... | 1 | 1 | | | | 1 | | | |
| Full blood (mixed tribal, two tribes)..... | 1 | 1 | | | | 1 | | | |
| MAKAH..... | | | | | | | | | |
| Total..... | 360 | 185 | 81 | 61 | 41 | 175 | 88 | 40 | 37 |
| Full blood..... | 342 | 177 | 75 | 59 | 41 | 165 | 82 | 45 | 37 |
| Full tribal..... | 252 | 136 | 48 | 50 | 36 | 116 | 59 | 39 | 37 |
| Mixed tribal..... | 88 | 39 | 27 | 7 | 5 | 49 | 43 | 6 | |
| Two tribes..... | 82 | 36 | 24 | 7 | 5 | 40 | 40 | 6 | |
| Three or more tribes..... | 6 | 3 | 3 | | | 3 | 3 | | |
| Tribal blood of one parent unknown..... | 2 | 2 | | | | 2 | | | |
| Mixed blood..... | 18 | 8 | 6 | 2 | | 10 | 6 | 4 | |
| White and Indian..... | 17 | 7 | 5 | 2 | | 10 | 6 | 4 | |
| Less than one-half white..... | 7 | 3 | 2 | 1 | | 4 | 3 | 1 | |
| Half white, half Indian..... | 3 | 1 | | 1 | | 2 | | 2 | |
| More than one-half white..... | 7 | 3 | 3 | | | 4 | 3 | 1 | |
| Negro, white, and Indian..... | 1 | 1 | 1 | | | | | | |
| NOOKA..... | | | | | | | | | |
| Total..... | 15 | 5 | 2 | 3 | | 10 | 2 | 6 | 2 |
| Full blood..... | 13 | 4 | 1 | 3 | | 9 | 1 | 6 | 2 |
| Full tribal..... | 8 | | | | | 5 | | 6 | |
| Mixed tribal (two tribes)..... | 5 | 4 | 1 | 3 | | 1 | | | |
| Mixed blood (half white, half Indian)..... | 2 | 1 | 1 | | | 1 | 1 | | |

1 Totals include persons of unknown age.

INDIANS IN THE UNITED STATES.

INDIANS IN EACH STOCK AND TRIBE IN THE UNITED STATES, CLASSIFIED ACCORDING TO SEX AND AGE PERIODS, BY MIXTURE OF BLOOD: 1910—Continued.

Table 51—Continued.

| TRIBE AND MIXTURE OF BLOOD. | Both sexes. | MALE. | | | | FEMALE. | | | |
|---|-------------|----------------------|----------------|---------------|-------------------|----------------------|----------------|---------------|-------------------|
| | | To-tal. ¹ | Un-der 20 yrs. | 20 to 50 yrs. | 51 yrs. and over. | To-tal. ¹ | Un-der 20 yrs. | 20 to 50 yrs. | 51 yrs. and over. |
| | | | | | | | | | |
| WASHOAN STOCK. | | | | | | | | | |
| Total..... | 819 | 414 | 156 | 189 | 64 | 405 | 155 | 193 | 53 |
| Full blood..... | 643 | 335 | 114 | 157 | 64 | 308 | 92 | 161 | 52 |
| Full tribal..... | 620 | 322 | 106 | 153 | 63 | 298 | 87 | 156 | 52 |
| Mixed tribal (two tribes)..... | 23 | 13 | 8 | 4 | 1 | 10 | 5 | 5 | 1 |
| Mixed blood..... | 170 | 74 | 42 | 32 | 1 | 96 | 63 | 32 | 1 |
| White and Indian..... | 168 | 73 | 42 | 31 | 1 | 95 | 62 | 32 | 1 |
| Less than one-half white..... | 60 | 22 | 18 | 4 | 1 | 38 | 26 | 11 | 1 |
| Half white, half Indian..... | 92 | 44 | 18 | 26 | 1 | 48 | 28 | 20 | 1 |
| More than one-half white..... | 15 | 6 | 6 | 1 | 1 | 9 | 8 | 1 | 1 |
| Unknown proportions ("Mexican" mixture)..... | 1 | 1 | 1 | 1 | 1 | 1 | 1 | 1 | 1 |
| Negro and Indian (half Negro, half Indian)..... | 1 | 1 | 1 | 1 | 1 | 1 | 1 | 1 | 1 |
| Other races and Indian (Polynesian)..... | 1 | 1 | 1 | 1 | 1 | 1 | 1 | 1 | 1 |
| Blood not reported..... | 6 | 5 | 5 | 5 | 5 | 5 | 5 | 5 | 5 |

| WINTUN STOCK. | | | | | | | | | |
|---|-----|-----|-----|-----|----|-----|-----|-----|----|
| Total..... | 710 | 382 | 165 | 140 | 77 | 328 | 146 | 132 | 49 |
| Full blood..... | 282 | 156 | 40 | 53 | 63 | 126 | 30 | 52 | 43 |
| Pure stock..... | 258 | 144 | 38 | 47 | 59 | 114 | 24 | 46 | 43 |
| Mixed stock (two stocks)..... | 22 | 10 | 2 | 5 | 3 | 12 | 6 | 6 | 1 |
| Stock in part unknown..... | 2 | 2 | 1 | 1 | 1 | 2 | 1 | 1 | 1 |
| Mixed blood..... | 373 | 199 | 114 | 76 | 9 | 174 | 99 | 70 | 5 |
| White and Indian..... | 362 | 196 | 112 | 75 | 9 | 166 | 93 | 68 | 5 |
| Less than one-half white..... | 73 | 40 | 34 | 6 | 1 | 33 | 26 | 6 | 1 |
| Half white, half Indian..... | 181 | 102 | 33 | 60 | 9 | 70 | 25 | 50 | 4 |
| More than one-half white..... | 104 | 51 | 43 | 8 | 1 | 53 | 41 | 12 | 1 |
| Unknown proportions ("Mexican" mixture)..... | 4 | 3 | 2 | 1 | 1 | 4 | 3 | 1 | 1 |
| Negro and Indian (half Negro, half Indian)..... | 1 | 1 | 1 | 1 | 1 | 1 | 1 | 1 | 1 |
| Negro, white, and Indian..... | 10 | 2 | 2 | 1 | 1 | 8 | 6 | 2 | 1 |
| Blood not reported..... | 55 | 27 | 11 | 11 | 5 | 28 | 17 | 10 | 1 |
| NOMELAKI..... | | | | | | | | | |
| Total..... | 125 | 66 | 32 | 23 | 11 | 59 | 22 | 24 | 13 |
| Full blood..... | 51 | 22 | 6 | 6 | 10 | 29 | 7 | 10 | 12 |
| Full tribal..... | 49 | 20 | 6 | 6 | 8 | 29 | 7 | 10 | 12 |
| Mixed tribal (two tribes)..... | 1 | 1 | 1 | 1 | 1 | 1 | 1 | 1 | 1 |
| Tribal blood of one parent unknown..... | 1 | 1 | 1 | 1 | 1 | 1 | 1 | 1 | 1 |
| Mixed blood..... | 74 | 44 | 26 | 17 | 1 | 30 | 15 | 14 | 1 |
| White and Indian..... | 72 | 43 | 26 | 16 | 1 | 29 | 14 | 14 | 1 |
| Less than one-half white..... | 17 | 11 | 9 | 2 | 1 | 6 | 5 | 1 | 1 |
| Half white, half Indian..... | 40 | 23 | 11 | 11 | 1 | 17 | 4 | 13 | 1 |
| More than one-half white..... | 11 | 6 | 4 | 2 | 1 | 5 | 4 | 1 | 1 |
| Unknown proportions ("Mexican" mixture)..... | 4 | 3 | 2 | 1 | 1 | 4 | 3 | 1 | 1 |
| Negro and Indian (half Negro, half Indian)..... | 1 | 1 | 1 | 1 | 1 | 1 | 1 | 1 | 1 |
| Negro, white, and Indian..... | 1 | 1 | 1 | 1 | 1 | 1 | 1 | 1 | 1 |
| PATWIN..... | | | | | | | | | |
| Total..... | 186 | 105 | 38 | 41 | 26 | 81 | 38 | 34 | 9 |
| Full blood..... | 110 | 68 | 22 | 26 | 20 | 42 | 15 | 19 | 8 |
| Full tribal..... | 101 | 63 | 20 | 24 | 19 | 38 | 11 | 19 | 8 |
| Mixed tribal (two tribes)..... | 8 | 4 | 2 | 1 | 1 | 4 | 4 | 1 | 1 |
| Tribal blood of one parent unknown..... | 1 | 1 | 1 | 1 | 1 | 1 | 1 | 1 | 1 |
| Mixed blood (white and Indian)..... | 21 | 10 | 5 | 4 | 1 | 11 | 6 | 5 | 1 |
| Less than one-half white..... | 17 | 8 | 5 | 3 | 1 | 9 | 6 | 3 | 1 |
| Half white, half Indian..... | 4 | 2 | 1 | 1 | 1 | 2 | 2 | 2 | 1 |
| Blood not reported..... | 55 | 27 | 11 | 11 | 5 | 28 | 17 | 10 | 1 |
| WINTUN..... | | | | | | | | | |
| Total..... | 399 | 211 | 95 | 76 | 40 | 188 | 86 | 74 | 27 |
| Full blood..... | 121 | 66 | 12 | 21 | 33 | 55 | 8 | 23 | 23 |
| Full tribal..... | 108 | 61 | 12 | 17 | 32 | 47 | 6 | 17 | 23 |
| Mixed tribal (two tribes)..... | 13 | 5 | 4 | 4 | 1 | 8 | 2 | 6 | 1 |

| TRIBE AND MIXTURE OF BLOOD. | Both sexes. | MALE. | | | | FEMALE. | | | |
|-----------------------------|-------------|----------------------|----------------|---------------|-------------------|----------------------|----------------|---------------|-------------------|
| | | To-tal. ¹ | Un-der 20 yrs. | 20 to 50 yrs. | 51 yrs. and over. | To-tal. ¹ | Un-der 20 yrs. | 20 to 50 yrs. | 51 yrs. and over. |
| | | | | | | | | | |

WINTUN STOCK—Continued.

| | | | | | | | | | |
|-------------------------------|-----|-----|----|----|---|-----|----|----|---|
| WINTUN—Continued. | | | | | | | | | |
| Mixed blood..... | 278 | 145 | 83 | 55 | 7 | 133 | 78 | 51 | 4 |
| White and Indian..... | 269 | 143 | 81 | 55 | 7 | 129 | 73 | 49 | 4 |
| Less than one-half white..... | 30 | 21 | 20 | 1 | 1 | 18 | 15 | 3 | 1 |
| Half white, half Indian..... | 137 | 77 | 22 | 48 | 7 | 60 | 21 | 36 | 4 |
| More than one-half white..... | 93 | 45 | 30 | 6 | 1 | 48 | 37 | 11 | 1 |
| Negro, white, and Indian..... | 9 | 2 | 2 | 1 | 1 | 7 | 5 | 2 | 1 |

WIXAT STOCK.

| | | | | | | | | | |
|-------------------------------------|-----|----|----|----|----|----|----|----|----|
| Total..... | 152 | 92 | 46 | 29 | 17 | 60 | 24 | 19 | 17 |
| Full blood..... | 71 | 38 | 12 | 11 | 15 | 33 | 6 | 11 | 16 |
| Full tribal..... | 58 | 30 | 8 | 8 | 14 | 23 | 3 | 10 | 15 |
| Mixed tribal (two tribes)..... | 13 | 8 | 4 | 3 | 1 | 5 | 3 | 1 | 1 |
| Mixed blood (white and Indian)..... | 81 | 54 | 34 | 18 | 2 | 27 | 18 | 8 | 1 |
| Less than one-half white..... | 19 | 11 | 9 | 2 | 1 | 8 | 7 | 1 | 1 |
| Half white, half Indian..... | 34 | 23 | 9 | 12 | 2 | 11 | 5 | 5 | 1 |
| More than one-half white..... | 28 | 20 | 16 | 4 | 1 | 8 | 6 | 2 | 1 |

YAKONAN STOCK.

| | | | | | | | | | |
|---|----|----|----|----|---|----|----|---|---|
| Total..... | 55 | 26 | 14 | 10 | 2 | 29 | 14 | 8 | 7 |
| Full blood..... | 30 | 11 | 4 | 5 | 2 | 19 | 5 | 7 | 7 |
| Pure stock..... | 20 | 8 | 2 | 4 | 2 | 12 | 3 | 5 | 4 |
| Mixed stock (two stocks)..... | 9 | 3 | 2 | 1 | 1 | 6 | 2 | 2 | 2 |
| Stock in part unknown..... | 1 | 1 | 1 | 1 | 1 | 1 | 1 | 1 | 1 |
| Mixed blood (white and Indian)..... | 25 | 15 | 10 | 5 | 1 | 10 | 9 | 1 | 1 |
| Less than one-half white..... | 12 | 5 | 5 | 1 | 1 | 7 | 7 | 1 | 1 |
| Half white, half Indian..... | 5 | 5 | 1 | 4 | 1 | 3 | 2 | 1 | 1 |
| More than one-half white..... | 8 | 5 | 4 | 1 | 1 | 3 | 2 | 1 | 1 |
| ALSEA..... | | | | | | | | | |
| Total..... | 20 | 15 | 6 | 7 | 2 | 14 | 10 | 3 | 1 |
| Full blood..... | 18 | 10 | 4 | 4 | 2 | 8 | 4 | 3 | 1 |
| Full tribal..... | 12 | 7 | 2 | 3 | 2 | 5 | 2 | 3 | 1 |
| Mixed tribal (two tribes)..... | 5 | 3 | 2 | 1 | 1 | 2 | 2 | 1 | 1 |
| Tribal blood of one parent unknown..... | 1 | 1 | 1 | 1 | 1 | 1 | 1 | 1 | 1 |
| Mixed blood (white and Indian)..... | 11 | 5 | 2 | 3 | 1 | 6 | 6 | 1 | 1 |
| Less than one-half white..... | 8 | 2 | 2 | 3 | 1 | 4 | 4 | 1 | 1 |
| Half white, half Indian..... | 3 | 3 | 2 | 3 | 1 | 3 | 2 | 1 | 1 |
| SUSLAW..... | | | | | | | | | |
| Total..... | 7 | 1 | 1 | 1 | 1 | 6 | 3 | 3 | 1 |
| Full blood..... | 5 | 1 | 1 | 1 | 1 | 4 | 2 | 2 | 1 |
| Full tribal..... | 2 | 1 | 1 | 1 | 1 | 2 | 1 | 1 | 1 |
| Mixed tribal (two tribes)..... | 1 | 1 | 1 | 1 | 1 | 1 | 1 | 1 | 1 |
| YAQUINA..... | | | | | | | | | |
| Total..... | 10 | 10 | 8 | 2 | 1 | 9 | 4 | 2 | 3 |
| Full blood..... | 5 | 5 | 4 | 1 | 1 | 5 | 1 | 1 | 3 |
| Full tribal..... | 2 | 2 | 2 | 1 | 1 | 2 | 1 | 1 | 1 |
| Mixed tribal (two tribes)..... | 3 | 3 | 3 | 1 | 1 | 3 | 1 | 1 | 2 |
| Mixed blood (white and Indian)..... | 14 | 10 | 8 | 2 | 1 | 4 | 3 | 1 | 1 |
| Less than one-half white..... | 4 | 3 | 3 | 1 | 1 | 1 | 1 | 1 | 1 |
| Half white, half Indian..... | 4 | 2 | 1 | 1 | 1 | 3 | 2 | 1 | 1 |
| More than one-half white..... | 8 | 5 | 4 | 1 | 1 | 3 | 2 | 1 | 1 |

YANAN STOCK.

| | | | | | | | | | |
|-------------------------------------|----|----|----|---|---|----|---|---|---|
| Total..... | 39 | 22 | 14 | 6 | 2 | 17 | 8 | 5 | 4 |
| Full blood..... | 26 | 14 | 8 | 4 | 2 | 12 | 5 | 3 | 4 |
| Full tribal..... | 6 | 2 | 1 | 1 | 1 | 4 | 2 | 2 | 2 |
| Mixed tribal (two tribes)..... | 20 | 12 | 8 | 3 | 1 | 8 | 5 | 1 | 2 |
| Mixed blood (white and Indian)..... | 13 | 8 | 6 | 2 | 1 | 5 | 3 | 2 | 1 |
| Less than one-half white..... | 1 | 1 | 1 | 1 | 1 | 1 | 1 | 1 | 1 |
| Half white, half Indian..... | 4 | 2 | 2 | 2 | 1 | 3 | 2 | 2 | 1 |
| More than one-half white..... | 8 | 5 | 5 | 1 | 1 | 3 | 3 | 1 | 1 |

¹ Totals include persons of unknown age.

STOCKS AND TRIBES, BY SEX, AGE, AND BLOOD.

INDIANS IN EACH STOCK AND TRIBE IN THE UNITED STATES, CLASSIFIED ACCORDING TO SEX AND AGE PERIODS, BY MIXTURE OF BLOOD: 1910—Continued.

| Table 51—Continued. | | MALE. | | | | FEMALE. | | | | Both sexes. | MALE. | | | | FEMALE. | | | | | | | | | | | | | | | | | | | | | | |
|---|-----|-----------------------|-----------------|---------------|-------------------|-----------------------|-----------------|---------------|--------------------------------|---|-----------------------|-----------------|---------------|-------------------|-----------------------|-----------------|---------------|-------------------|--------------------------------|--|--|--|--|--|--|--|--|--|--|--|--|--|--|--|--|--|--|
| TRIBE AND MIXTURE OF BLOOD. | | To- tal. ¹ | Un- der 20 yrs. | 20 to 50 yrs. | 51 yrs. and over. | To- tal. ¹ | Un- der 20 yrs. | 20 to 50 yrs. | 51 yrs. and over. | | To- tal. ¹ | Un- der 20 yrs. | 20 to 50 yrs. | 51 yrs. and over. | To- tal. ¹ | Un- der 20 yrs. | 20 to 50 yrs. | 51 yrs. and over. | | | | | | | | | | | | | | | | | | | |
| YOKUTS STOCK. | | | | | | | | | | | | | | | | | | | YOKUTS STOCK—Continued. | | | | | | | | | | | | | | | | | | |
| Total..... | 533 | 280 | 118 | 122 | 39 | 253 | 116 | 108 | 30 | WECHIKIT..... | 6 | 3 | 2 | 1 | | 3 | 2 | 1 | | | | | | | | | | | | | | | | | | | |
| Full blood..... | 401 | 206 | 83 | 85 | 37 | 195 | 80 | 90 | 25 | Full blood: | | | | | | | | | | | | | | | | | | | | | | | | | | | |
| Pure stock..... | 366 | 187 | 72 | 78 | 37 | 179 | 71 | 84 | 24 | Full tribal..... | 2 | 1 | 1 | | 1 | | 1 | | | | | | | | | | | | | | | | | | | | |
| Mixed stock (two stocks)..... | 17 | 10 | 4 | 6 | | 7 | 1 | 6 | | Mixed tribal..... | 4 | 2 | 1 | 1 | | 2 | | | | | | | | | | | | | | | | | | | | | |
| Stock in part unknown..... | 18 | 9 | 7 | 1 | | 9 | 3 | | 1 | Two tribes..... | 1 | 1 | 1 | | | 2 | | | | | | | | | | | | | | | | | | | | | |
| Mixed blood..... | 104 | 64 | 31 | 31 | 2 | 40 | 28 | 11 | 1 | Three or more tribes..... | 3 | 1 | 1 | | | 2 | | | | | | | | | | | | | | | | | | | | | |
| White and Indian..... | 103 | 64 | 31 | 31 | 2 | 39 | 27 | 11 | 1 | WIKCHAMNI..... | 25 | 13 | 6 | 5 | 1 | 12 | 8 | 3 | 1 | | | | | | | | | | | | | | | | | | |
| Less than one-half white..... | 30 | 18 | 11 | 6 | 1 | 12 | 11 | 1 | | Full blood..... | 17 | 9 | 4 | 3 | 1 | 8 | 6 | 2 | | | | | | | | | | | | | | | | | | | |
| Half white, half Indian..... | 58 | 38 | 16 | 21 | 1 | 20 | 14 | 6 | | Full tribal..... | 1 | | | | 1 | | 1 | | | | | | | | | | | | | | | | | | | | |
| More than one-half white..... | 3 | 2 | 2 | | | 1 | 1 | | Mixed tribal (two tribes)..... | 8 | 5 | 1 | 3 | 1 | 3 | 2 | 1 | | | | | | | | | | | | | | | | | | | | |
| Unknown proportions ("Mexican" mixture)..... | 12 | 6 | 2 | 4 | | 6 | 1 | 4 | 1 | Tribal blood of one parent unknown..... | 8 | 4 | 3 | | 4 | 4 | | | | | | | | | | | | | | | | | | | | | |
| Negro, white, and Indian..... | 1 | | | | | 1 | | | | Mixed blood (white and Indian)..... | 5 | 2 | 2 | | 3 | 2 | 1 | | | | | | | | | | | | | | | | | | | | |
| Blood not reported..... | 28 | 10 | 4 | 6 | | 18 | 7 | 7 | 4 | Less than one-half white..... | 4 | 2 | 2 | | 2 | 2 | | | | | | | | | | | | | | | | | | | | | |
| CHONIMNL..... | 18 | 6 | 1 | 3 | 2 | 12 | 4 | 6 | 2 | Half white, half Indian..... | 1 | | | | 1 | | 1 | | | | | | | | | | | | | | | | | | | | |
| Full blood..... | 7 | 4 | 1 | 1 | 2 | 3 | | 1 | 2 | Blood not reported..... | 3 | 2 | 2 | | 1 | | | 1 | | | | | | | | | | | | | | | | | | | |
| Full tribal..... | 4 | 2 | | 2 | | 2 | | 1 | 1 | YOKUTS..... | 302 | 172 | 74 | 71 | 27 | 130 | 54 | 50 | 17 | | | | | | | | | | | | | | | | | | |
| Mixed tribal (three or more tribes)..... | 2 | 2 | 1 | 1 | | | | | | Full blood..... | 255 | 145 | 62 | 57 | 26 | 110 | 44 | 52 | 14 | | | | | | | | | | | | | | | | | | |
| Tribal blood of one parent unknown..... | 1 | | | | | 1 | | | 1 | Full tribal..... | 241 | 136 | 56 | 54 | 26 | 105 | 44 | 47 | 14 | | | | | | | | | | | | | | | | | | |
| Mixed blood (unknown proportions, "Mexican" mixture)..... | 1 | | | | | | | | | Mixed tribal (two tribes)..... | 12 | 7 | 4 | 3 | | 5 | | 5 | | | | | | | | | | | | | | | | | | | |
| Blood not reported..... | 10 | 1 | | 1 | | 9 | 4 | 5 | | Tribal blood of one parent unknown..... | 2 | 2 | 2 | | | | | | | | | | | | | | | | | | | | | | | | |
| CHOOKMINAH..... | 4 | 2 | 2 | | | 2 | | 1 | 1 | Mixed blood..... | 35 | 21 | 9 | 11 | 1 | 14 | 8 | 5 | 1 | | | | | | | | | | | | | | | | | | |
| Full blood (full tribal)..... | 3 | 1 | 1 | | | 2 | | 1 | 1 | White and Indian..... | 34 | 21 | 9 | 11 | 1 | 13 | 7 | 5 | 1 | | | | | | | | | | | | | | | | | | |
| Mixed blood (half white, half Indian)..... | 1 | 1 | 1 | | | | | | | Less than one-half white..... | 20 | 13 | 8 | 4 | 1 | 7 | 6 | 1 | | | | | | | | | | | | | | | | | | | |
| CHUKCHANSI..... | 144 | 70 | 29 | 36 | 5 | 74 | 39 | 28 | 7 | Half white, half Indian..... | 6 | 5 | 5 | | 1 | | 1 | | | | | | | | | | | | | | | | | | | | |
| Full blood..... | 85 | 33 | 11 | 18 | 4 | 52 | 23 | 23 | 6 | Unknown proportions ("Mexican" mixture)..... | 3 | 3 | 1 | 2 | | 5 | 1 | 3 | 1 | | | | | | | | | | | | | | | | | | |
| Full tribal..... | 84 | 33 | 11 | 18 | 4 | 51 | 22 | 23 | 6 | Negro, white, and Indian..... | 1 | | | | 1 | 1 | | | | | | | | | | | | | | | | | | | | | |
| Tribal blood of one parent unknown..... | 1 | | | | | 1 | | | | Blood not reported..... | 12 | 6 | 3 | 3 | | 6 | 2 | 2 | 2 | | | | | | | | | | | | | | | | | | |
| Mixed blood (white and Indian)..... | 56 | 36 | 17 | 18 | 1 | 20 | 15 | 5 | | YOWDANCHI..... | 3 | | | | 3 | | 2 | 1 | | | | | | | | | | | | | | | | | | | |
| Less than one-half white..... | 2 | 2 | | 2 | | | | | | Full blood: | | | | | | | | | | | | | | | | | | | | | | | | | | | |
| Half white, half Indian..... | 50 | 32 | 15 | 10 | 1 | 18 | 14 | 4 | | Full tribal..... | 1 | | | | 1 | | | 1 | | | | | | | | | | | | | | | | | | | |
| More than one-half white..... | 2 | 1 | 1 | | | 1 | | | | Mixed tribal (two tribes)..... | 2 | | | | 2 | | 2 | | | | | | | | | | | | | | | | | | | | |
| Unknown proportions ("Mexican" mixture)..... | 2 | 1 | 1 | | | 1 | | 1 | | YUCHEAN STOCK. | | | | | | | | | | | | | | | | | | | | | | | | | | | |
| Blood not reported..... | 3 | 1 | 1 | | | 2 | 1 | | 1 | Total..... | 78 | 52 | 32 | 16 | 3 | 20 | 14 | 10 | 1 | | | | | | | | | | | | | | | | | | |
| KASHOWOO..... | 4 | 1 | 1 | | | 3 | 1 | 2 | | Full blood..... | 61 | 39 | 24 | 13 | 1 | 22 | 12 | 9 | | | | | | | | | | | | | | | | | | | |
| Full blood..... | 2 | | | | | 2 | | 2 | | Full tribal..... | 59 | 37 | 23 | 12 | 1 | 22 | 12 | 9 | | | | | | | | | | | | | | | | | | | |
| Full tribal..... | 1 | | | | | 1 | | 1 | | Mixed tribal (two tribes)..... | 2 | 2 | 1 | 1 | | | | | | | | | | | | | | | | | | | | | | | |
| Mixed tribal (two tribes)..... | 1 | | | | | 1 | | 1 | | Mixed blood..... | 17 | 13 | 8 | 3 | 2 | 4 | 2 | 1 | 1 | | | | | | | | | | | | | | | | | | |
| Mixed blood (white and Indian)..... | 2 | 1 | 1 | | | 1 | | 1 | | White and Indian..... | 10 | 9 | 4 | 3 | 2 | 1 | 1 | | | | | | | | | | | | | | | | | | | | |
| Less than one-half white..... | 1 | 1 | 1 | | | 1 | | 1 | | Less than one-half white..... | 6 | 5 | 1 | 3 | 1 | 1 | 1 | | | | | | | | | | | | | | | | | | | | |
| More than one-half white..... | 1 | 1 | 1 | | | 1 | | | | Half white, half Indian..... | 4 | 4 | 3 | 1 | | | | | | | | | | | | | | | | | | | | | | | |
| TACHI..... | 27 | 13 | 3 | 6 | 4 | 14 | 7 | 6 | 1 | Negro, white, and Indian..... | 7 | 4 | 4 | | 3 | 1 | 1 | 1 | | | | | | | | | | | | | | | | | | | |
| Full blood..... | 23 | 11 | 2 | 5 | 4 | 12 | 5 | 6 | 1 | YUKIAN STOCK. | | | | | | | | | | | | | | | | | | | | | | | | | | | |
| Full tribal..... | 21 | 10 | 2 | 4 | 4 | 11 | 4 | 6 | 1 | Total..... | 198 | 88 | 30 | 37 | 21 | 110 | 41 | 44 | 25 | | | | | | | | | | | | | | | | | | |
| Mixed tribal..... | 2 | 1 | 1 | | | 1 | | | | Full blood..... | 138 | 54 | 14 | 19 | 21 | 84 | 23 | 37 | 24 | | | | | | | | | | | | | | | | | | |
| Two tribes..... | 1 | 1 | 1 | | | 1 | | | | Pure stock..... | 104 | 41 | 9 | 13 | 19 | 63 | 7 | 34 | 22 | | | | | | | | | | | | | | | | | | |
| Three or more tribes..... | 1 | | | | | 1 | | | | Mixed stock (two stocks)..... | 15 | 9 | 2 | 5 | 2 | 6 | 3 | 2 | 1 | | | | | | | | | | | | | | | | | | |
| Mixed blood (white and Indian)..... | 4 | 2 | 1 | 1 | | 2 | 2 | | | Stock in part unknown..... | 19 | 4 | 3 | 1 | | 15 | 13 | 1 | 1 | | | | | | | | | | | | | | | | | | |
| Less than one-half white..... | 3 | 1 | 1 | | | 2 | | | | Mixed blood..... | 59 | 33 | 16 | 17 | | 29 | 18 | 7 | 1 | | | | | | | | | | | | | | | | | | |
| More than one-half white..... | 1 | 1 | 1 | | | 1 | | | | White and Indian..... | 58 | 33 | 16 | 17 | | 25 | 18 | 6 | 1 | | | | | | | | | | | | | | | | | | |
| Unknown proportions ("Mexican" mixture)..... | 1 | 1 | 1 | | | 1 | | | | Less than one-half white..... | 17 | 9 | 8 | 1 | | 8 | 8 | | | | | | | | | | | | | | | | | | | | |
| Blood not reported..... | 1 | 1 | 1 | | | 1 | | | | Half white, half Indian..... | 38 | 23 | 8 | 15 | | 15 | 9 | 5 | 1 | | | | | | | | | | | | | | | | | | |
| YUKIAN STOCK. | | | | | | | | | | More than one-half white..... | 3 | 1 | | 1 | | 2 | 1 | 1 | | | | | | | | | | | | | | | | | | | |
| Total..... | 198 | 88 | 30 | 37 | 21 | 110 | 41 | 44 | 25 | Negro and Indian (half Negro, half Indian)..... | 1 | | | | 1 | | 1 | | | | | | | | | | | | | | | | | | | | |
| Full blood..... | 138 | 54 | 14 | 19 | 21 | 84 | 23 | 37 | 24 | Blood not reported..... | 1 | 1 | 1 | | | | | | | | | | | | | | | | | | | | | | | | |
| Pure stock..... | 104 | 41 | 9 | 13 | 19 | 63 | 7 | 34 | 22 | | | | | | | | | | | | | | | | | | | | | | | | | | | | |
| Mixed stock (two stocks)..... | 15 | 9 | 2 | 5 | 2 | 6 | 3 | 2 | 1 | | | | | | | | | | | | | | | | | | | | | | | | | | | | |
| Stock in part unknown..... | 19 | 4 | 3 | 1 | | 15 | 13 | 1 | 1 | | | | | | | | | | | | | | | | | | | | | | | | | | | | |
| Mixed blood..... | 59 | 33 | 16 | 17 | | 29 | 18 | 7 | 1 | | | | | | | | | | | | | | | | | | | | | | | | | | | | |
| White and Indian..... | 58 | 33 | 16 | 17 | | 25 | 18 | 6 | 1 | | | | | | | | | | | | | | | | | | | | | | | | | | | | |
| Less than one-half white..... | 17 | 9 | 8 | 1 | | 8 | 8 | | | | | | | | | | | | | | | | | | | | | | | | | | | | | | |
| Half white, half Indian..... | 38 | 23 | 8 | 15 | | 15 | 9 | 5 | 1 | | | | | | | | | | | | | | | | | | | | | | | | | | | | |
| More than one-half white..... | 3 | 1 | | 1 | | 2 | 1 | 1 | | | | | | | | | | | | | | | | | | | | | | | | | | | | | |
| Negro and Indian (half Negro, half Indian)..... | 1 | | | | | 1 | | 1 | | | | | | | | | | | | | | | | | | | | | | | | | | | | | |
| Blood not reported..... | 1 | 1 | 1 | | | 1 | | | | | | | | | | | | | | | | | | | | | | | | | | | | | | | |

¹ Totals include persons of unknown age.

STOCKS AND TRIBES, BY SEX, AGE, AND BLOOD.

INDIANS IN EACH STOCK AND TRIBE IN THE UNITED STATES, CLASSIFIED ACCORDING TO SEX AND AGE PERIODS, BY MIXTURE OF BLOOD: 1910—Continued.

| Table 51—Continued. | | MALE. | | | | FEMALE. | | | | TRIBE AND MIXTURE OF BLOOD. | Both sexes. | MALE. | | | | FEMALE. | | | |
|--|-------------|---------------------|---------------|---------------|-------------------|---------------------|---------------|---------------|-------------------|-----------------------------|-------------|---------------------|---------------|---------------|-------------------|---------------------|---------------|---------------|-------------------|
| TRIBE AND MIXTURE OF BLOOD. | Both sexes. | Total. ¹ | Under 20 yrs. | 20 to 50 yrs. | 51 yrs. and over. | Total. ¹ | Under 20 yrs. | 20 to 50 yrs. | 51 yrs. and over. | | | Total. ¹ | Under 20 yrs. | 20 to 50 yrs. | 51 yrs. and over. | Total. ¹ | Under 20 yrs. | 20 to 50 yrs. | 51 yrs. and over. |
| YUMAN STOCK—Continued. | | | | | | | | | | | | | | | | | | | |
| YAVAPAI—Contd. | | | | | | | | | | | | | | | | | | | |
| Mixed blood—Continued. | | | | | | | | | | | | | | | | | | | |
| Negro and Indian..... | 2 | 1 | 1 | | | 1 | | | 1 | | | | | 1 | | | 1 | | |
| Less than one-half Negro..... | 1 | 1 | 1 | | | | | | | | | | | | | | | | |
| Half Negro, half Indian..... | 1 | | | | | 1 | | | | | | | | 1 | | | | | |
| Blood not reported..... | 28 | 15 | 6 | 7 | 1 | 13 | 6 | 7 | | | | | | | | | | | |
| YUMA..... | | | | | | | | | | | | | | | | | | | |
| | 834 | 435 | 156 | 190 | 82 | 399 | 161 | 166 | 72 | | | | | | | | | | |
| Full blood..... | 816 | 426 | 148 | 195 | 82 | 390 | 154 | 166 | 70 | | | | | | | | | | |
| Full tribal..... | 784 | 413 | 140 | 193 | 79 | 371 | 141 | 160 | 70 | | | | | | | | | | |
| Mixed tribal (two tribes)..... | 29 | 12 | 7 | 2 | 3 | 17 | 11 | 6 | | | | | | | | | | | |
| Tribal blood of one parent unknown..... | 3 | 1 | 1 | | | 2 | 2 | | | | | | | | | | | | |
| Mixed blood..... | 10 | 9 | 8 | 1 | | 7 | 7 | | | | | | | | | | | | |
| White and Indian..... | 15 | 8 | 7 | 1 | | 7 | 7 | | | | | | | | | | | | |
| Half white, half Indian..... | 8 | 5 | 5 | | | 3 | 3 | | | | | | | | | | | | |
| More than one-half white..... | 2 | | | | | 2 | 2 | | | | | | | | | | | | |
| Unknown proportions ("Mexican" mixture)..... | 5 | 3 | 2 | 1 | | 2 | 2 | | | | | | | | | | | | |
| Negro and Indian (half Negro, half Indian)..... | 1 | 1 | 1 | | | | | | | | | | | | | | | | |
| Blood not reported..... | 2 | | | | | 2 | | | 2 | | | | | | | | | | |
| YUMA APACHE..... | | | | | | | | | | | | | | | | | | | |
| | 24 | 15 | 5 | 6 | 4 | 9 | | 6 | 3 | | | | | | | | | | |
| Full blood (mixed tribal, three or more tribes)..... | 24 | 15 | 5 | 6 | 4 | 9 | | 6 | 3 | | | | | | | | | | |
| YUOK STOCK. | | | | | | | | | | | | | | | | | | | |
| Total..... | 608 | 327 | 150 | 113 | 63 | 341 | 147 | 140 | 53 | | | | | | | | | | |
| Full blood..... | 528 | 246 | 94 | 89 | 62 | 282 | 104 | 125 | 52 | | | | | | | | | | |
| Full tribal..... | 514 | 240 | 90 | 87 | 62 | 274 | 98 | 125 | 50 | | | | | | | | | | |
| Mixed tribal..... | 14 | 6 | 4 | 2 | | 8 | 6 | | 2 | | | | | | | | | | |
| Two tribes..... | 13 | 6 | 4 | 2 | | 7 | 5 | | 2 | | | | | | | | | | |
| Three or more tribes..... | 1 | | | | | 1 | 1 | | | | | | | | | | | | |
| Mixed blood..... | 140 | 81 | 56 | 24 | 1 | 59 | 43 | 15 | 1 | | | | | | | | | | |
| White and Indian..... | 134 | 78 | 55 | 22 | 1 | 56 | 40 | 15 | 1 | | | | | | | | | | |
| Less than one-half white..... | 46 | 21 | 20 | 1 | | 25 | 20 | 5 | | | | | | | | | | | |
| Half white, half Indian..... | 82 | 54 | 32 | 21 | 1 | 28 | 18 | 9 | 1 | | | | | | | | | | |
| More than one-half white..... | 6 | 3 | 3 | | | 3 | 2 | 1 | | | | | | | | | | | |
| Other races and Indian (Chinese)..... | 6 | 3 | 1 | 2 | | 3 | 3 | | | | | | | | | | | | |
| ZAPOTECAN STOCK. | | | | | | | | | | | | | | | | | | | |
| Total..... | 1 | | | | | 1 | | | | | | | | 1 | | | | 1 | |
| Full blood (full tribal)..... | 1 | | | | | 1 | | | | | | | | 1 | | | | 1 | |
| ZUNIAN STOCK. | | | | | | | | | | | | | | | | | | | |
| Total..... | 1,667 | 870 | 368 | 370 | 127 | 797 | 377 | 315 | 101 | | | | | | | | | | |
| Full blood..... | 1,652 | 859 | 359 | 368 | 127 | 793 | 374 | 314 | 101 | | | | | | | | | | |
| Full tribal..... | 1,641 | 853 | 356 | 366 | 129 | 788 | 369 | 314 | 101 | | | | | | | | | | |
| Mixed tribal (two tribes)..... | 11 | 6 | 3 | 2 | 1 | 5 | 6 | | | | | | | | | | | | |
| Mixed blood (white and Indian)..... | 15 | 11 | 9 | 2 | | 4 | 3 | 1 | | | | | | | | | | | |
| Less than one-half white..... | 5 | 3 | 2 | 1 | | 2 | 2 | | | | | | | | | | | | |
| Half white, half Indian..... | 3 | 3 | 3 | | | | | | | | | | | | | | | | |
| Unknown proportions ("Mexican" mixture)..... | 7 | 5 | 4 | 1 | | 2 | 1 | 1 | | | | | | | | | | | |
| MISCELLANEOUS. | | | | | | | | | | | | | | | | | | | |
| CUPENO..... | | | | | | | | | | | | | | | | | | | |
| | 228 | 114 | 34 | 52 | 28 | 114 | 57 | 34 | 23 | | | | | | | | | | |
| Full blood..... | 164 | 82 | 19 | 40 | 23 | 82 | 35 | 27 | 20 | | | | | | | | | | |
| Full tribal..... | 158 | 79 | 18 | 38 | 23 | 79 | 32 | 27 | 20 | | | | | | | | | | |
| Mixed tribal (two tribes)..... | 5 | 3 | 1 | 2 | | 2 | 2 | | | | | | | | | | | | |
| Tribal blood of one parent unknown..... | 1 | | | | | 1 | 1 | | | | | | | | | | | | |
| Mixed blood..... | 45 | 24 | 13 | 9 | 2 | 21 | 16 | 5 | | | | | | | | | | | |
| White and Indian..... | 42 | 23 | 13 | 8 | 2 | 19 | 15 | 4 | | | | | | | | | | | |
| Less than one-half white..... | 8 | 3 | 3 | | | 5 | 5 | | | | | | | | | | | | |
| Half white, half Indian..... | 13 | 8 | 3 | 5 | | 5 | 3 | 2 | | | | | | | | | | | |
| Unknown proportions ("Mexican" mixture)..... | 21 | 12 | 7 | 3 | 2 | 9 | 7 | 2 | | | | | | | | | | | |
| Negro and Indian..... | 3 | 1 | | 1 | | 2 | 1 | 1 | | | | | | | | | | | |
| Less than one-half Negro..... | 1 | | | | | 1 | 1 | | | | | | | | | | | | |
| Half Negro, half Indian..... | 2 | 1 | | 1 | | 1 | 1 | | | | | | | | | | | | |
| Blood not reported..... | 19 | 8 | 2 | 3 | 3 | 11 | 6 | 2 | 3 | | | | | | | | | | |

¹ Totals include persons of unknown age.

INDIANS IN THE UNITED STATES.

INDIANS IN EACH STOCK AND TRIBE IN ALASKA, CLASSIFIED ACCORDING TO SEX AND AGE PERIODS, BY MIXTURE OF BLOOD: 1910.

| Table 52 | TRIBE AND MIXTURE OF BLOOD. | Both sexes. | MALE. | | | | FEMALE. | | | | TRIBE AND MIXTURE OF BLOOD. | Both sexes. | MALE. | | | | FEMALE. | | | |
|--|-----------------------------|-------------|---------------------|---------------|---------------|-------------------|---------------------|---------------|---------------|--|-----------------------------|-------------|---------------------|---------------|---------------|-------------------|---------------------|---------------|---------------|-------------------|
| | | | Total. ¹ | Under 20 yrs. | 20 to 50 yrs. | 51 yrs. and over. | Total. ¹ | Under 20 yrs. | 20 to 50 yrs. | 51 yrs. and over. | | | Total. ¹ | Under 20 yrs. | 20 to 50 yrs. | 51 yrs. and over. | Total. ¹ | Under 20 yrs. | 20 to 50 yrs. | 51 yrs. and over. |
| ALGONQUIAN STOCK. | | | | | | | | | | ATHAPASKAN STOCK—Continued. | | | | | | | | | | |
| Total..... | | | | | | | | | | VUNYAKUTCHIN..... | | | | | | | | | | |
| Full blood..... | | | | | | | | | | Full blood..... | | | | | | | | | | |
| Mixed blood (white and Indian)..... | | | | | | | | | | TRIBE NOT REPORTED..... | | | | | | | | | | |
| Full blood..... | | | | | | | | | | Full blood..... | | | | | | | | | | |
| Mixed blood (white and Indian)..... | | | | | | | | | | Mixed blood (white and Indian)..... | | | | | | | | | | |
| ATHAPASKAN STOCK. | | | | | | | | | | ESKIMAUAN STOCK. | | | | | | | | | | |
| Total..... | | | | | | | | | | Total..... | | | | | | | | | | |
| Full blood..... | | | | | | | | | | Full blood..... | | | | | | | | | | |
| Mixed blood..... | | | | | | | | | | Mixed blood..... | | | | | | | | | | |
| White and Indian..... | | | | | | | | | | White and Indian..... | | | | | | | | | | |
| Other races and Indian (Japanese)..... | | | | | | | | | | Other races and Indian (Japanese)..... | | | | | | | | | | |
| ARHTENA..... | | | | | | | | | | ALEUT..... | | | | | | | | | | |
| Full blood..... | | | | | | | | | | Full blood..... | | | | | | | | | | |
| Mixed blood (white and Indian)..... | | | | | | | | | | Mixed blood (white and Indian)..... | | | | | | | | | | |
| HANKUTCHIN..... | | | | | | | | | | CHNAGMIUT..... | | | | | | | | | | |
| Full blood..... | | | | | | | | | | Full blood..... | | | | | | | | | | |
| Mixed blood (white and Indian)..... | | | | | | | | | | Mixed blood (white and Indian)..... | | | | | | | | | | |
| KAIYUKHOTANA..... | | | | | | | | | | IKOGMIUT..... | | | | | | | | | | |
| Full blood..... | | | | | | | | | | Full blood..... | | | | | | | | | | |
| Mixed blood (white and Indian)..... | | | | | | | | | | Mixed blood (white and Indian)..... | | | | | | | | | | |
| KNALAKHOTANA..... | | | | | | | | | | IMAKLIMIUT..... | | | | | | | | | | |
| Full blood..... | | | | | | | | | | Full blood..... | | | | | | | | | | |
| Mixed blood (white and Indian)..... | | | | | | | | | | Mixed blood (white and Indian)..... | | | | | | | | | | |
| KUTCHIN..... | | | | | | | | | | IPRACKMIUT..... | | | | | | | | | | |
| Full blood..... | | | | | | | | | | Full blood..... | | | | | | | | | | |
| Mixed blood (white and Indian)..... | | | | | | | | | | Mixed blood (white and Indian)..... | | | | | | | | | | |
| NAHANE..... | | | | | | | | | | KALALIGMIUT..... | | | | | | | | | | |
| Full blood..... | | | | | | | | | | Full blood..... | | | | | | | | | | |
| Mixed blood (white and Indian)..... | | | | | | | | | | Mixed blood (white and Indian)..... | | | | | | | | | | |
| NATSEKUTCHIN..... | | | | | | | | | | KAKUAKAMIUT..... | | | | | | | | | | |
| Full blood..... | | | | | | | | | | Full blood..... | | | | | | | | | | |
| Mixed blood (Japanese and Indian)..... | | | | | | | | | | Mixed blood (white and Indian)..... | | | | | | | | | | |
| TENANKUTCHIN..... | | | | | | | | | | KANGMALIGMIUT..... | | | | | | | | | | |
| Full blood..... | | | | | | | | | | Full blood..... | | | | | | | | | | |
| Mixed blood (white and Indian)..... | | | | | | | | | | Mixed blood (white and Indian)..... | | | | | | | | | | |
| TUUKUTHKUTCHIN..... | | | | | | | | | | KAVIAGMIUT..... | | | | | | | | | | |
| Full blood..... | | | | | | | | | | Full blood..... | | | | | | | | | | |
| Mixed blood (white and Indian)..... | | | | | | | | | | Mixed blood (white and Indian)..... | | | | | | | | | | |
| UNAKHOTANA..... | | | | | | | | | | KEKOHABUKMIUT..... | | | | | | | | | | |
| Full blood..... | | | | | | | | | | Full blood..... | | | | | | | | | | |
| Mixed blood (white and Indian)..... | | | | | | | | | | Mixed blood (white and Indian)..... | | | | | | | | | | |
| | | | | | | | | | | KNUGUMIUT..... | | | | | | | | | | |
| | | | | | | | | | | Full blood..... | | | | | | | | | | |
| | | | | | | | | | | Mixed blood (white and Indian)..... | | | | | | | | | | |

¹Totals include persons of unknown age.

STOCKS AND TRIBES, BY SEX, AGE, AND BLOOD.

INDIANS IN EACH STOCK AND TRIBE IN ALASKA, CLASSIFIED ACCORDING TO SEX AND AGE PERIODS, BY MIXTURE OF BLOOD: 1910—Continued.

| Table 52—Continued. | | MALE. | | | | FEMALE. | | | | TRIBE AND MIXTURE OF BLOOD. | Both sexes. | MALE. | | | | FEMALE. | | | | | | | | | | | | | | | | | | | | | |
|---------------------------------------|-------------|---------------------|---------------|---------------|-------------------|---------------------|---------------|---------------|-------------------|-------------------------------------|-------------|---------------------|---------------|---------------|-------------------|---------------------|---------------|---------------|-----------------------------------|--|--|--|--|--|--|--|--|--|--|--|--|--|--|--|--|--|--|
| TRIBE AND MIXTURE OF BLOOD. | Both sexes. | Total. ¹ | Under 20 yrs. | 20 to 50 yrs. | 51 yrs. and over. | Total. ¹ | Under 20 yrs. | 20 to 50 yrs. | 51 yrs. and over. | | | Total. ¹ | Under 20 yrs. | 20 to 50 yrs. | 51 yrs. and over. | Total. ¹ | Under 20 yrs. | 20 to 50 yrs. | 51 yrs. and over. | | | | | | | | | | | | | | | | | | |
| ESKIMAUAN STOCK—Continued. | | | | | | | | | | | | | | | | | | | ESKIMAUAN STOCK—Continued. | | | | | | | | | | | | | | | | | | |
| KOPAGMIUT..... | 9 | 3 | 2 | 1 | | 6 | | 6 | | NUNOCHOGMIUT..... | 158 | 73 | 32 | 38 | 3 | 85 | 36 | 39 | 10 | | | | | | | | | | | | | | | | | | |
| Full blood..... | 9 | 3 | 2 | 1 | | 6 | | 6 | | Full blood..... | 158 | 73 | 32 | 38 | 3 | 85 | 36 | 39 | 10 | | | | | | | | | | | | | | | | | | |
| KOWAGMIUT..... | 561 | 301 | 141 | 141 | 19 | 260 | 114 | 125 | 21 | NUSHAGAGMIUT..... | 31 | 20 | 7 | 8 | 5 | 11 | 6 | 4 | 1 | | | | | | | | | | | | | | | | | | |
| Full blood..... | 546 | 293 | 133 | 141 | 19 | 253 | 107 | 125 | 21 | Full blood..... | 24 | 16 | 3 | 8 | 5 | 8 | 3 | 4 | 1 | | | | | | | | | | | | | | | | | | |
| Mixed blood (white and Indian)..... | 15 | 8 | 8 | | | 7 | 7 | | | Mixed blood (white and Indian)..... | 7 | 4 | 4 | | | 3 | 3 | | | | | | | | | | | | | | | | | | | | |
| KUKPAURUNGMIUT.. | 6 | 4 | 3 | 1 | | 2 | | 1 | 1 | NUWUKMIUT..... | 81 | 40 | 16 | 20 | 4 | 41 | 17 | 23 | 1 | | | | | | | | | | | | | | | | | | |
| Full blood..... | 6 | 4 | 3 | 1 | | 2 | | 1 | 1 | Full blood..... | 71 | 34 | 12 | 18 | 4 | 37 | 16 | 20 | 1 | | | | | | | | | | | | | | | | | | |
| KUNMIUT..... | 77 | 43 | 21 | 20 | 2 | 34 | 12 | 19 | 3 | Mixed blood (white and Indian)..... | 10 | 6 | 4 | 2 | | 4 | 1 | 3 | | | | | | | | | | | | | | | | | | | |
| Full blood..... | 77 | 43 | 21 | 20 | 2 | 34 | 12 | 19 | 3 | PITURMIUT..... | 4 | 3 | | 1 | 1 | 1 | | | | | | | | | | | | | | | | | | | | | |
| KUSETRINMIUT..... | 133 | 82 | 47 | 32 | 3 | 51 | 21 | 25 | 5 | Full blood..... | 4 | 3 | | 1 | 1 | 1 | | | | | | | | | | | | | | | | | | | | | |
| Full blood..... | 125 | 77 | 42 | 32 | 3 | 48 | 18 | 25 | 5 | POLAZRAMIUT..... | 14 | 8 | 6 | 2 | | 6 | 4 | 2 | | | | | | | | | | | | | | | | | | | |
| Mixed blood (white and Indian)..... | 8 | 5 | 5 | | | 3 | 3 | | | Full blood..... | 14 | 8 | 6 | 2 | | 6 | 4 | 2 | | | | | | | | | | | | | | | | | | | |
| KUSKOVAKMIUT..... | 370 | 212 | 135 | 67 | 10 | 158 | 82 | 67 | 9 | SELAWIGMIUT..... | 258 | 140 | 54 | 79 | 7 | 118 | 43 | 65 | 10 | | | | | | | | | | | | | | | | | | |
| Full blood..... | 361 | 206 | 130 | 66 | 10 | 155 | 79 | 67 | 9 | Full blood..... | 258 | 140 | 54 | 79 | 7 | 118 | 43 | 65 | 10 | | | | | | | | | | | | | | | | | | |
| Mixed blood (white and Indian)..... | 9 | 6 | 5 | 1 | | 3 | 3 | | | SIDARUMIUT..... | 5 | 3 | 1 | 2 | | 2 | | 1 | 1 | | | | | | | | | | | | | | | | | | |
| KUSKOWIK..... | 37 | 18 | 11 | 5 | 2 | 19 | 7 | 10 | 2 | Full blood..... | 4 | 2 | | 2 | | 2 | | 1 | 1 | | | | | | | | | | | | | | | | | | |
| Full blood..... | 36 | 17 | 10 | 5 | 2 | 19 | 7 | 10 | 2 | Mixed blood (white and Indian)..... | 1 | 1 | 1 | | | | | | | | | | | | | | | | | | | | | | | | |
| Mixed blood (white and Indian)..... | 1 | 1 | 1 | | | | | | | TIKERAMIUT..... | 320 | 159 | 60 | 83 | 15 | 161 | 67 | 70 | 23 | | | | | | | | | | | | | | | | | | |
| KUSKWOGMUT..... | 1,480 | 741 | 344 | 342 | 55 | 739 | 337 | 348 | 54 | Full blood..... | 300 | 153 | 54 | 83 | 15 | 147 | 53 | 70 | 23 | | | | | | | | | | | | | | | | | | |
| Full blood..... | 1,447 | 723 | 326 | 342 | 55 | 724 | 322 | 348 | 54 | Mixed blood (white and Indian)..... | 20 | 6 | 6 | | | 14 | 14 | | | | | | | | | | | | | | | | | | | | |
| Mixed blood (white and Indian)..... | 33 | 18 | 18 | | | 15 | 15 | | | TOGIAGMIUT..... | 93 | 52 | 26 | 18 | 8 | 41 | 13 | 23 | 5 | | | | | | | | | | | | | | | | | | |
| MAGEMIUT..... | 376 | 176 | 85 | 79 | 12 | 200 | 103 | 80 | 17 | Full blood..... | 80 | 48 | 22 | 18 | 8 | 41 | 13 | 23 | 5 | | | | | | | | | | | | | | | | | | |
| Full blood..... | 376 | 176 | 85 | 79 | 12 | 200 | 103 | 80 | 17 | Mixed blood (white and Indian)..... | 4 | 4 | 4 | | | | | | | | | | | | | | | | | | | | | | | | |
| MALEMIUT..... | 563 | 292 | 149 | 118 | 21 | 271 | 136 | 110 | 19 | URIVOKMIUT..... | 140 | 77 | 38 | 37 | 2 | 63 | 26 | 36 | 1 | | | | | | | | | | | | | | | | | | |
| Full blood..... | 546 | 282 | 139 | 118 | 21 | 264 | 129 | 110 | 19 | Full blood..... | 140 | 77 | 38 | 37 | 2 | 63 | 26 | 36 | 1 | | | | | | | | | | | | | | | | | | |
| Mixed blood (white and Indian)..... | 17 | 10 | 10 | | | 7 | 7 | | | UNALIGMIUT..... | 441 | 221 | 131 | 74 | 16 | 220 | 101 | 102 | 17 | | | | | | | | | | | | | | | | | | |
| Other races and Indian (Chinese)..... | 14 | 8 | 8 | | | 6 | 6 | | | Full blood..... | 421 | 211 | 121 | 74 | 16 | 210 | 91 | 102 | 17 | | | | | | | | | | | | | | | | | | |
| NAPARKTOO..... | 9 | 8 | 1 | 6 | 1 | 1 | | 1 | | Mixed blood (white and Indian)..... | 20 | 10 | 10 | | | 10 | 10 | | | | | | | | | | | | | | | | | | | | |
| Full blood..... | 9 | 8 | 1 | 6 | 1 | 1 | | 1 | | UTKIAVENMIUT..... | 123 | 63 | 30 | 30 | 3 | 60 | 23 | 36 | 1 | | | | | | | | | | | | | | | | | | |
| NEECHUKTAMIUT..... | 25 | 12 | 5 | 6 | 1 | 13 | 6 | 5 | 2 | Full blood..... | 119 | 62 | 30 | 29 | 3 | 57 | 21 | 35 | 1 | | | | | | | | | | | | | | | | | | |
| Full blood..... | 25 | 12 | 5 | 6 | 1 | 13 | 6 | 5 | 2 | Mixed blood (white and Indian)..... | 4 | 1 | | 1 | | 3 | 2 | 1 | | | | | | | | | | | | | | | | | | | |
| NUNAPOGMUT..... | 285 | 158 | 59 | 83 | 16 | 127 | 50 | 60 | 11 | UTUKAMIUT..... | 127 | 65 | 26 | 34 | 5 | 62 | 22 | 32 | 3 | | | | | | | | | | | | | | | | | | |
| Full blood..... | 277 | 153 | 52 | 82 | 16 | 124 | 47 | 60 | 11 | Full blood..... | 116 | 57 | 18 | 34 | 5 | 59 | 19 | 32 | 3 | | | | | | | | | | | | | | | | | | |
| Mixed blood (white and Indian)..... | 8 | 5 | 4 | 1 | | 3 | 3 | | | Mixed blood (white and Indian)..... | 11 | 8 | 8 | | | 3 | 3 | | | | | | | | | | | | | | | | | | | | |
| NUNIVAGMIUT..... | 301 | 161 | 69 | 80 | 12 | 140 | 54 | 75 | 11 | YUIT..... | 292 | 149 | 61 | 71 | 17 | 143 | 55 | 63 | 25 | | | | | | | | | | | | | | | | | | |
| Full blood..... | 299 | 160 | 68 | 80 | 12 | 139 | 53 | 75 | 11 | Full blood..... | 290 | 148 | 60 | 71 | 17 | 142 | 54 | 63 | 25 | | | | | | | | | | | | | | | | | | |
| Mixed blood (white and Indian)..... | 2 | 1 | 1 | | | 1 | 1 | | | Mixed blood (white and Indian)..... | 2 | 1 | 1 | | | 1 | 1 | | | | | | | | | | | | | | | | | | | | |

¹ Totals include persons of unknown age.

INDIANS IN THE UNITED STATES.

INDIANS IN EACH STOCK AND TRIBE IN ALASKA, CLASSIFIED ACCORDING TO SEX AND AGE PERIODS, BY MIXTURE OF BLOOD: 1910—Continued.

| Table 52—Continued. | | MALE. | | | | | FEMALE. | | | | Table 52—Continued. | | MALE. | | | | | FEMALE. | | | | | | | | | | | | | | | | | | | | | | | | | | | | | | | | | | | | | | | | | | | | | | | | | | | | | | | | | | | | | | | | | | | | | | | | | | | | | | | | | | | | | | | | | | | |
|------------------------------------|-------------|---------------------|---------------|---------------|-------------------|---------------------|---------------|---------------|-------------------|------------------------------------|---------------------|---------------------|---------------|---------------|-------------------|---------------------|---------------|---------------|-------------------|-----------------------------------|-----|-----|-----|-----|----|-----|-----|-----|----|---------------------------------|-----|-----|-----|-----|----|-----|-----|-----|----|-------------|-----|-----|-----|-----|----|-----|-----|----|----|--------------|----|----|----|---|--|----|----|---|--|---------------------------------|-----|----|----|----|---|----|----|----|--|-------------------|----|----|----|---|--|----|----|---|--|-------------------------|---|---|---|--|--|---|---|--|--|----------|---|--|--|--|--|---|---|--|--|-----------|---|---|---|--|--|---|---|--|--|
| TRIBE AND MIXTURE OF BLOOD. | Both sexes. | Total. ¹ | Under 20 yrs. | 20 to 50 yrs. | 51 yrs. and over. | Total. ¹ | Under 20 yrs. | 20 to 50 yrs. | 51 yrs. and over. | TRIBE AND MIXTURE OF BLOOD. | Both sexes. | Total. ¹ | Under 20 yrs. | 20 to 50 yrs. | 51 yrs. and over. | Total. ¹ | Under 20 yrs. | 20 to 50 yrs. | 51 yrs. and over. | | | | | | | | | | | | | | | | | | | | | | | | | | | | | | | | | | | | | | | | | | | | | | | | | | | | | | | | | | | | | | | | | | | | | | | | | | | | | | | | | | | | | | | | | | |
| | | | | | | | | | | | | | | | | | | | | ESKIMAUAN STOCK—Continued. | | | | | | | | | | TLINGIT STOCK—Continued. | | | | | | | | | | | | | | | | | | | | | | | | | | | | | | | | | | | | | | | | | | | | | | | | | | | | | | | | | | | | | | | | | | | | | | | | | | | | | | | |
| SOUTHERN ESKIMO. | 3,650 | 1,899 | 875 | 861 | 155 | 1,751 | 857 | 745 | 135 | KAKE. | 322 | 163 | 80 | 52 | 31 | 159 | 73 | 65 | 21 | | | | | | | | | | | | | | | | | | | | | | | | | | | | | | | | | | | | | | | | | | | | | | | | | | | | | | | | | | | | | | | | | | | | | | | | | | | | | | | | | | | | | | | | | | |
| Full blood. | 3,186 | 1,645 | 678 | 809 | 150 | 1,541 | 708 | 636 | 134 | Full blood. | 276 | 141 | 63 | 47 | 31 | 135 | 54 | 61 | 20 | | | | | | | | | | | | | | | | | | | | | | | | | | | | | | | | | | | | | | | | | | | | | | | | | | | | | | | | | | | | | | | | | | | | | | | | | | | | | | | | | | | | | | | | | | |
| Mixed blood. | 464 | 254 | 197 | 52 | 5 | 210 | 149 | 59 | 1 | Mixed blood. | 46 | 22 | 17 | 5 | | 24 | 19 | 4 | 1 | | | | | | | | | | | | | | | | | | | | | | | | | | | | | | | | | | | | | | | | | | | | | | | | | | | | | | | | | | | | | | | | | | | | | | | | | | | | | | | | | | | | | | | | | | |
| White and Indian. | 454 | 250 | 193 | 52 | 5 | 204 | 144 | 58 | 1 | White and Indian. | 45 | 22 | 17 | 5 | | 23 | 18 | 4 | 1 | | | | | | | | | | | | | | | | | | | | | | | | | | | | | | | | | | | | | | | | | | | | | | | | | | | | | | | | | | | | | | | | | | | | | | | | | | | | | | | | | | | | | | | | | | |
| Other races and Indian (Japanese). | 10 | 4 | 4 | | | 6 | 5 | 1 | | Other races and Indian (Japanese). | 1 | | | | | 1 | 1 | | | | | | | | | | | | | | | | | | | | | | | | | | | | | | | | | | | | | | | | | | | | | | | | | | | | | | | | | | | | | | | | | | | | | | | | | | | | | | | | | | | | | | | | | | | | |
| TRIBE NOT REPORTED. | 474 | 237 | 112 | 63 | 12 | 237 | 112 | 67 | 13 | KUYU. | 29 | 17 | 4 | 10 | 3 | 12 | 6 | 4 | 2 | | | | | | | | | | | | | | | | | | | | | | | | | | | | | | | | | | | | | | | | | | | | | | | | | | | | | | | | | | | | | | | | | | | | | | | | | | | | | | | | | | | | | | | | | | |
| Full blood. | 423 | 219 | 97 | 61 | 12 | 204 | 83 | 63 | 13 | Full blood. | 29 | 17 | 4 | 10 | 3 | 12 | 6 | 4 | 2 | | | | | | | | | | | | | | | | | | | | | | | | | | | | | | | | | | | | | | | | | | | | | | | | | | | | | | | | | | | | | | | | | | | | | | | | | | | | | | | | | | | | | | | | | | |
| Mixed blood. | 51 | 18 | 15 | 2 | | 33 | 29 | 4 | | SITKA. | 608 | 295 | 131 | 115 | 49 | 313 | 144 | 117 | 51 | | | | | | | | | | | | | | | | | | | | | | | | | | | | | | | | | | | | | | | | | | | | | | | | | | | | | | | | | | | | | | | | | | | | | | | | | | | | | | | | | | | | | | | | | | |
| White and Indian. | 48 | 18 | 15 | 2 | | 30 | 25 | 4 | | Full blood. | 527 | 248 | 97 | 104 | 47 | 270 | 118 | 109 | 51 | | | | | | | | | | | | | | | | | | | | | | | | | | | | | | | | | | | | | | | | | | | | | | | | | | | | | | | | | | | | | | | | | | | | | | | | | | | | | | | | | | | | | | | | | | |
| Other races and Indian. | 3 | | | | | 3 | 3 | | | Mixed blood. | 81 | 47 | 34 | 11 | 2 | 34 | 26 | 8 | | | | | | | | | | | | | | | | | | | | | | | | | | | | | | | | | | | | | | | | | | | | | | | | | | | | | | | | | | | | | | | | | | | | | | | | | | | | | | | | | | | | | | | | | | | |
| Chinese. | 2 | | | | | 2 | 2 | | | White and Indian. | 80 | 40 | 33 | 11 | 2 | 34 | 26 | 8 | | | | | | | | | | | | | | | | | | | | | | | | | | | | | | | | | | | | | | | | | | | | | | | | | | | | | | | | | | | | | | | | | | | | | | | | | | | | | | | | | | | | | | | | | | | |
| Japanese. | 1 | | | | | 1 | 1 | | | Mixture unknown. | 1 | 1 | 1 | | | | | | | | | | | | | | | | | | | | | | | | | | | | | | | | | | | | | | | | | | | | | | | | | | | | | | | | | | | | | | | | | | | | | | | | | | | | | | | | | | | | | | | | | | | | | | | | |
| HAIKAN STOCK. | | | | | | | | | | STIKINE. | | | | | | | | | | | | | | | | | | | | | | | | | | | | | | | | | | | | | | | | | | | | | | | | | | | | | | | | | | | | | | | | | | | | | | | | | | | | | | | | | | | | | | | | | | | | | | | | | | | |
| Total. | 530 | 281 | 143 | 106 | 29 | 249 | 130 | 95 | 23 | Full blood. | 189 | 90 | 35 | 49 | 12 | 93 | 44 | 34 | 15 | | | | | | | | | | | | | | | | | | | | | | | | | | | | | | | | | | | | | | | | | | | | | | | | | | | | | | | | | | | | | | | | | | | | | | | | | | | | | | | | | | | | | | | | | | |
| Full blood. | 377 | 201 | 88 | 83 | 29 | 176 | 81 | 72 | 22 | Full blood. | 150 | 72 | 27 | 33 | 12 | 78 | 30 | 34 | 14 | | | | | | | | | | | | | | | | | | | | | | | | | | | | | | | | | | | | | | | | | | | | | | | | | | | | | | | | | | | | | | | | | | | | | | | | | | | | | | | | | | | | | | | | | | |
| Mixed blood (white and Indian). | 153 | 80 | 55 | 23 | | 73 | 49 | 23 | 1 | Mixed blood (white and Indian). | 39 | 24 | 8 | 16 | | 15 | 14 | | 1 | | | | | | | | | | | | | | | | | | | | | | | | | | | | | | | | | | | | | | | | | | | | | | | | | | | | | | | | | | | | | | | | | | | | | | | | | | | | | | | | | | | | | | | | | | |
| TLINGIT STOCK. | | | | | | | | | | TAKU. | | | | | | | | | | | | | | | | | | | | | | | | | | | | | | | | | | | | | | | | | | | | | | | | | | | | | | | | | | | | | | | | | | | | | | | | | | | | | | | | | | | | | | | | | | | | | | | | | | | |
| Total. | 4,426 | 2,223 | 995 | 940 | 278 | 2,203 | 1,004 | 934 | 263 | Full blood. | 142 | 70 | 31 | 31 | 8 | 72 | 27 | 38 | 6 | | | | | | | | | | | | | | | | | | | | | | | | | | | | | | | | | | | | | | | | | | | | | | | | | | | | | | | | | | | | | | | | | | | | | | | | | | | | | | | | | | | | | | | | | | |
| Full blood. | 3,890 | 1,945 | 791 | 879 | 274 | 1,945 | 792 | 890 | 255 | Full blood. | 128 | 62 | 28 | 31 | 8 | 66 | 22 | 37 | 0 | | | | | | | | | | | | | | | | | | | | | | | | | | | | | | | | | | | | | | | | | | | | | | | | | | | | | | | | | | | | | | | | | | | | | | | | | | | | | | | | | | | | | | | | | | |
| Mixed blood. | 536 | 278 | 204 | 70 | 4 | 258 | 212 | 38 | 8 | Mixed blood. | 14 | 8 | 8 | | | 6 | 5 | 1 | | | | | | | | | | | | | | | | | | | | | | | | | | | | | | | | | | | | | | | | | | | | | | | | | | | | | | | | | | | | | | | | | | | | | | | | | | | | | | | | | | | | | | | | | | | |
| White and Indian. | 522 | 271 | 197 | 70 | 4 | 251 | 205 | 38 | 8 | White and Indian. | 13 | 7 | 7 | | | 6 | 5 | 1 | | | | | | | | | | | | | | | | | | | | | | | | | | | | | | | | | | | | | | | | | | | | | | | | | | | | | | | | | | | | | | | | | | | | | | | | | | | | | | | | | | | | | | | | | | | |
| Other races and Indian. | 13 | 6 | 6 | | | 7 | 7 | | | Other races and Indian (Chinese). | 1 | 1 | 1 | | | | | | | | | | | | | | | | | | | | | | | | | | | | | | | | | | | | | | | | | | | | | | | | | | | | | | | | | | | | | | | | | | | | | | | | | | | | | | | | | | | | | | | | | | | | | | | | |
| Chinese. | 2 | 1 | 1 | | | 1 | 1 | | | TONGAS. | 184 | 88 | 42 | 38 | 8 | 96 | 52 | 35 | 9 | | | | | | | | | | | | | | | | | | | | | | | | | | | | | | | | | | | | | | | | | | | | | | | | | | | | | | | | | | | | | | | | | | | | | | | | | | | | | | | | | | | | | | | | | | |
| Japanese. | 11 | 5 | 5 | | | 6 | 6 | | | Full blood. | 159 | 70 | 33 | 35 | 8 | 80 | 40 | 31 | 9 | | | | | | | | | | | | | | | | | | | | | | | | | | | | | | | | | | | | | | | | | | | | | | | | | | | | | | | | | | | | | | | | | | | | | | | | | | | | | | | | | | | | | | | | | | |
| Mixture unknown. | 1 | 1 | 1 | | | | | | | Mixed blood (white and Indian). | 28 | 12 | 9 | 3 | | 10 | 12 | 4 | | | | | | | | | | | | | | | | | | | | | | | | | | | | | | | | | | | | | | | | | | | | | | | | | | | | | | | | | | | | | | | | | | | | | | | | | | | | | | | | | | | | | | | | | | | |
| AUK. | 267 | 143 | 47 | 82 | 14 | 124 | 55 | 61 | 8 | YAKUTAT. | 307 | 143 | 70 | 65 | 8 | 164 | 78 | 77 | 9 | | | | | | | | | | | | | | | | | | | | | | | | | | | | | | | | | | | | | | | | | | | | | | | | | | | | | | | | | | | | | | | | | | | | | | | | | | | | | | | | | | | | | | | | | | |
| Full blood. | 242 | 132 | 37 | 81 | 14 | 110 | 43 | 60 | 7 | Full blood. | 276 | 131 | 59 | 64 | 8 | 145 | 59 | 77 | 9 | | | | | | | | | | | | | | | | | | | | | | | | | | | | | | | | | | | | | | | | | | | | | | | | | | | | | | | | | | | | | | | | | | | | | | | | | | | | | | | | | | | | | | | | | | |
| Mixed blood (white and Indian). | 25 | 11 | 10 | 1 | | 14 | 12 | 1 | 1 | Mixed blood. | 31 | 12 | 11 | 1 | | 19 | 19 | | | | | | | | | | | | | | | | | | | | | | | | | | | | | | | | | | | | | | | | | | | | | | | | | | | | | | | | | | | | | | | | | | | | | | | | | | | | | | | | | | | | | | | | | | | | |
| CHILKAT. | 690 | 350 | 140 | 187 | 43 | 340 | 144 | 151 | 45 | White and Indian. | 30 | 12 | 11 | 1 | | 18 | 18 | | | | | | | | | | | | | | | | | | | | | | | | | | | | | | | | | | | | | | | | | | | | | | | | | | | | | | | | | | | | | | | | | | | | | | | | | | | | | | | | | | | | | | | | | | | | |
| Full blood. | 629 | 318 | 112 | 163 | 43 | 311 | 119 | 148 | 44 | Other races and Indian (Japanese). | 1 | | | | | 1 | 1 | | | | | | | | | | | | | | | | | | | | | | | | | | | | | | | | | | | | | | | | | | | | | | | | | | | | | | | | | | | | | | | | | | | | | | | | | | | | | | | | | | | | | | | | | | | | |
| Mixed blood (white and Indian). | 61 | 32 | 28 | 4 | | 29 | 25 | 3 | 1 | TRIBE NOT REPORTED. | 313 | 173 | 93 | 65 | 15 | 140 | 70 | 61 | 9 | | | | | | | | | | | | | | | | | | | | | | | | | | | | | | | | | | | | | | | | | | | | | | | | | | | | | | | | | | | | | | | | | | | | | | | | | | | | | | | | | | | | | | | | | | |
| HENYA. | 214 | 114 | 50 | 49 | 15 | 100 | 52 | 39 | 9 | Full blood. | 197 | 114 | 57 | 44 | 13 | 83 | 30 | 48 | 5 | | | | | | | | | | | | | | | | | | | | | | | | | | | | | | | | | | | | | | | | | | | | | | | | | | | | | | | | | | | | | | | | | | | | | | | | | | | | | | | | | | | | | | | | | | |
| Full blood. | 192 | 101 | 41 | 45 | 15 | 91 | 44 | 38 | 9 | Mixed blood. | 110 | 59 | 30 | 21 | 2 | 57 | 40 | 13 | 4 | | | | | | | | | | | | | | | | | | | | | | | | | | | | | | | | | | | | | | | | | | | | | | | | | | | | | | | | | | | | | | | | | | | | | | | | | | | | | | | | | | | | | | | | | | |
| Mixed blood (white and Indian). | 22 | 13 | 9 | 4 | | 9 | 8 | 1 | | White and Indian. | 113 | 57 | 34 | 21 | 2 | 56 | 39 | 13 | 4 | | | | | | | | | | | | | | | | | | | | | | | | | | | | | | | | | | | | | | | | | | | | | | | | | | | | | | | | | | | | | | | | | | | | | | | | | | | | | | | | | | | | | | | | | | |
| HUNA. | 625 | 303 | 141 | 125 | 36 | 322 | 136 | 143 | 43 | Other races and Indian (Japanese). | 3 | 2 | 2 | | | 1 | 1 | | | | | | | | | | | | | | | | | | | | | | | | | | | | | | | | | | | | | | | | | | | | | | | | | | | | | | | | | | | | | | | | | | | | | | | | | | | | | | | | | | | | | | | | | | | | |
| Full blood. | 590 | 286 | 127 | 122 | 36 | 304 | 120 | 141 | 43 | TSIMSIIAN STOCK. | | | | | | | | | | | | | | | | | | | | | | | | | | | | | | | | | | | | | | | | | | | | | | | | | | | | | | | | | | | | | | | | | | | | | | | | | | | | | | | | | | | | | | | | | | | | | | | | | | | |
| Mixed blood (white and Indian). | 35 | 17 | 14 | 3 | | 18 | 16 | 2 | | HUTSNWU. | | | | | | | | | | Total. | 720 | 384 | 187 | 143 | 54 | 345 | 178 | 119 | 48 | Full blood. | 498 | 247 | 111 | 100 | 36 | 251 | 107 | 108 | 36 | Full blood. | 615 | 333 | 151 | 131 | 51 | 282 | 138 | 90 | 48 | Mixed blood. | 38 | 21 | 20 | 1 | | 17 | 16 | 1 | | Mixed blood (white and Indian). | 114 | 51 | 36 | 12 | 3 | 63 | 40 | 23 | | White and Indian. | 31 | 18 | 17 | 1 | | 13 | 12 | 1 | | Other races and Indian. | 7 | 3 | 3 | | | 4 | 4 | | | Chinese. | 1 | | | | | 1 | 1 | | | Japanese. | 6 | 3 | 3 | | | 3 | 3 | | |
| HUTSNWU. | | | | | | | | | | Total. | 720 | 384 | 187 | 143 | 54 | 345 | 178 | 119 | 48 | | | | | | | | | | | | | | | | | | | | | | | | | | | | | | | | | | | | | | | | | | | | | | | | | | | | | | | | | | | | | | | | | | | | | | | | | | | | | | | | | | | | | | | | | | |
| Full blood. | 498 | 247 | 111 | 100 | 36 | 251 | 107 | 108 | 36 | Full blood. | 615 | 333 | 151 | 131 | 51 | 282 | 138 | 90 | 48 | | | | | | | | | | | | | | | | | | | | | | | | | | | | | | | | | | | | | | | | | | | | | | | | | | | | | | | | | | | | | | | | | | | | | | | | | | | | | | | | | | | | | | | | | | |
| Mixed blood. | 38 | 21 | 20 | 1 | | 17 | 16 | 1 | | Mixed blood (white and Indian). | 114 | 51 | 36 | 12 | 3 | 63 | 40 | 23 | | | | | | | | | | | | | | | | | | | | | | | | | | | | | | | | | | | | | | | | | | | | | | | | | | | | | | | | | | | | | | | | | | | | | | | | | | | | | | | | | | | | | | | | | | | |
| White and Indian. | 31 | 18 | 17 | 1 | | 13 | 12 | 1 | | | | | | | | | | | | | | | | | | | | | | | | | | | | | | | | | | | | | | | | | | | | | | | | | | | | | | | | | | | | | | | | | | | | | | | | | | | | | | | | | | | | | | | | | | | | | | | | | | | | | |
| Other races and Indian. | 7 | 3 | 3 | | | 4 | 4 | | | | | | | | | | | | | | | | | | | | | | | | | | | | | | | | | | | | | | | | | | | | | | | | | | | | | | | | | | | | | | | | | | | | | | | | | | | | | | | | | | | | | | | | | | | | | | | | | | | | | | |
| Chinese. | 1 | | | | | 1 | 1 | | | | | | | | | | | | | | | | | | | | | | | | | | | | | | | | | | | | | | | | | | | | | | | | | | | | | | | | | | | | | | | | | | | | | | | | | | | | | | | | | | | | | | | | | | | | | | | | | | | | | | |
| Japanese. | 6 | 3 | 3 | | | 3 | 3 | | | | | | | | | | | | | | | | | | | | | | | | | | | | | | | | | | | | | | | | | | | | | | | | | | | | | | | | | | | | | | | | | | | | | | | | | | | | | | | | | | | | | | | | | | | | | | | | | | | | | | |

¹ Totals include persons of unknown age.