

## CHAPTER V.

### SIZE OF FARMS.

**Introduction.**—The classification of farms according to size in 1880 and 1890 was somewhat different from that in 1900 and 1910, and in order to make comparisons certain combinations of groups are necessary. Moreover, in order to simplify the statistics the three groups into which farms of less than 20 acres were divided at the last two censuses have, in most tables, been consolidated, and the group comprising farms of 175 to 259 acres combined with that comprising farms of 260 to 499 acres, even in tables dealing only with these two censuses. The number of size groups has thus been reduced from 10 to 7. The size classification used at the censuses of 1860 and 1870 was based upon the area of improved land, rather than

upon total farm acreage, so that no comparable data are available for censuses prior to 1880.

In 1900 and 1910 the Census Bureau in adopting the size groups of farms took into account the fact that in large sections of the country the boundaries of many farms correspond more or less closely to the Government surveys of public lands. Government land has for the most part been sold or otherwise disposed of in quarter sections of 160 acres or approximately that amount; and where these have been broken up they have commonly been divided into "quarter-quarters" or 40-acre tracts. The greater number of farms, therefore, in a large part of the country contain either 160 acres or some other multiple of 40 acres.

#### THE UNITED STATES AS A WHOLE.

**Number and acreage of farms of major size groups: 1910 and 1900.**—Table 1 shows, for the United States as a whole, the number and total and improved acreage of farms of the seven major size groups, for 1910 and 1900, with the amounts and percentages of increase or

decrease during the decade. Table 2, which is based on Table 1, shows, by percentages, the relative importance of farms of the several groups in number and acreage, and shows also for each group the proportion of farm land improved.

| SIZE GROUP.               | FARMS.    |           |           |           | ALL LAND IN FARMS. |             |                        |           | IMPROVED LAND IN FARMS. |             |            |           |
|---------------------------|-----------|-----------|-----------|-----------|--------------------|-------------|------------------------|-----------|-------------------------|-------------|------------|-----------|
|                           | Number.   |           | Increase. |           | Acres.             |             | Increase. <sup>1</sup> |           | Acres.                  |             | Increase.  |           |
|                           | 1910      | 1900      | Number.   | Per cent. | 1910               | 1900        | Amount.                | Per cent. | 1910                    | 1900        | Amount.    | Per cent. |
| United States.....        | 6,361,502 | 5,737,372 | 624,130   | 10.9      | 878,798,325        | 838,591,774 | 40,206,551             | 4.8       | 478,451,750             | 414,498,487 | 63,953,263 | 15.4      |
| Under 20 acres.....       | 839,166   | 873,870   | 165,296   | 24.5      | 8,793,820          | 7,180,839   | 1,612,981              | 22.5      | 7,991,643               | 6,440,447   | 1,551,096  | 24.1      |
| 20 to 49 acres.....       | 1,414,376 | 1,257,496 | 156,880   | 12.5      | 45,378,449         | 41,539,128  | 3,842,321              | 9.3       | 36,596,032              | 33,000,734  | 3,595,298  | 10.9      |
| 50 to 99 acres.....       | 1,438,069 | 1,366,038 | 72,031    | 5.3       | 103,120,868        | 98,591,699  | 4,529,169              | 4.6       | 71,155,246              | 67,344,759  | 3,810,487  | 5.7       |
| 100 to 174 acres.....     | 1,516,286 | 1,422,262 | 94,024    | 6.6       | 205,480,585        | 192,880,321 | 12,600,264             | 6.6       | 128,853,538             | 118,390,708 | 10,462,830 | 8.8       |
| 175 to 499 acres.....     | 973,175   | 808,020   | 110,155   | 12.7      | 265,289,069        | 232,984,515 | 32,304,554             | 13.9      | 161,775,502             | 135,630,043 | 26,245,459 | 19.4      |
| 500 to 999 acres.....     | 125,295   | 102,526   | 22,769    | 22.2      | 83,653,487         | 67,864,116  | 15,789,371             | 23.3      | 40,817,118              | 29,474,842  | 11,342,276 | 38.5      |
| 1,000 acres and over..... | 50,135    | 47,160    | 2,975     | 6.3       | 167,082,047        | 197,784,156 | -30,702,109            | -15.5     | 31,262,771              | 24,317,154  | 6,945,617  | 28.6      |

<sup>1</sup> A minus sign (—) denotes decrease.

| SIZE GROUP.               | PER CENT OF TOTAL. |       |                    |       |                         |       | PER CENT OF FARM LAND IMPROVED. |      |
|---------------------------|--------------------|-------|--------------------|-------|-------------------------|-------|---------------------------------|------|
|                           | Number of farms.   |       | All land in farms. |       | Improved land in farms. |       | 1910                            | 1900 |
|                           | 1910               | 1900  | 1910               | 1900  | 1910                    | 1900  |                                 |      |
| United States.....        | 100.0              | 100.0 | 100.0              | 100.0 | 100.0                   | 100.0 | 54.4                            | 49.4 |
| Under 20 acres.....       | 13.2               | 11.7  | 1.0                | 0.9   | 1.7                     | 1.6   | 90.9                            | 89.7 |
| 20 to 49 acres.....       | 22.2               | 21.9  | 5.2                | 5.0   | 7.6                     | 8.0   | 80.6                            | 79.4 |
| 50 to 99 acres.....       | 22.6               | 23.8  | 11.7               | 11.8  | 14.9                    | 16.2  | 69.0                            | 68.3 |
| 100 to 174 acres.....     | 23.8               | 24.8  | 23.4               | 23.0  | 26.9                    | 28.6  | 62.7                            | 61.4 |
| 175 to 499 acres.....     | 15.4               | 15.1  | 30.2               | 27.8  | 33.8                    | 32.7  | 61.0                            | 58.2 |
| 500 to 999 acres.....     | 2.0                | 1.8   | 9.5                | 8.1   | 8.5                     | 7.1   | 48.8                            | 43.4 |
| 1,000 acres and over..... | 0.8                | 0.8   | 19.0               | 23.6  | 6.5                     | 5.9   | 18.7                            | 12.3 |

that comprising farms of 100 to 174 acres, which constituted 23.8 per cent of the total number. This group includes the very common quarter-section farms. Farms of 50 to 99 acres, and those of 20 to 49 acres, which constituted 22.6 per cent and 22.2 per cent, respectively, of the total number were nearly as numerous.

The distribution of the total acreage of farms among the several size groups is, of course, radically different from the distribution of the number of farms. Farms of 175 to 499 acres, which in 1910 formed only 15.4 per cent of the whole number of farms, contained 30.2 per cent of the total farm acreage of the country, and constituted the most important group with respect to acreage. Farms of 100 to 174 acres ranked next in importance in this respect. These two groups together

In 1910 more than two-thirds of the farms of the country (68.7 per cent) were between 20 and 175 acres in size. The most numerous single group was

comprised somewhat over one-half (53.6 per cent) of the total acreage. Next to these groups in acreage were the farms of 1,000 acres and over, which are chiefly found in the West, and which comprised 19 per cent of the total acreage, but only 0.8 per cent of the total number of farms. On the other hand, farms under 20 acres in size, although forming 13.2 per cent of the total number, comprised only 1 per cent of the farm acreage of the country. The distribution of farms according to size is illustrated in the five maps inserted opposite page 272, which show approximately the number of farms, in each county, in certain of the principal size groups. These maps illustrate graphically the condition existing in the several sections of the country with regard to the farm acreage.

The distribution of the improved land among the farms of the various size groups is different from that of the total acreage, particularly because of the fact that many of the largest farms have a very small part of their land improved. In 1910 farms of 175 to 499 acres and farms of 100 to 174 acres together contained over three-fifths, and farms of 50 to 99 acres about one-seventh, of the total improved farm land of the country, while farms of less than 50 and of more than 499 acres together contained less than one-fourth of the improved acreage.

As might be expected, the percentage of farm land improved decreases as the size of the farms increases. In 1910, of the land in farms containing less than 20 acres, 90.9 per cent was improved, while the proportion was only 48.8 per cent for farms of 500 to 999 acres and only 18.7 per cent for those of 1,000 acres and over. The very low percentage shown for the very large farms is due in part to the fact that most of these farms are in regions where agriculture is not yet very highly developed, and to the inclusion of large areas of rough land not suitable for tillage and therefore not available for division into smaller farms.

From 1900 to 1910 the relative increase in number was greatest in the case of farms under 20 acres and of those from 500 to 999 acres in size. The percentages of increase in the number containing from 175 to 499 and from 20 to 49 acres, which ranked next in this respect, were much lower, although these in turn were considerably higher than those in the number of farms of intermediate size—from 50 to 174 acres—and in the very large farms of 1,000 acres and over.

The absolute gain in total acreage was greatest in the 175 to 499 acre group, the increase for this group being more than double that for the 500 to 999 acre group, which stood second in this respect. The relative gain in the former group, however, was but little more than one-half that of the latter, in

which the percentage of increase was higher than that for any other size group, the farms of under 20 acres ranking second. The farms of from 50 to 174 acres gained little in acreage. The only decrease appears in the acreage of farms of 1,000 acres and over, for which the decrease amounted to 30,702,109 acres, or 15.5 per cent.

Every class of farms contained more improved land in 1910 than in 1900. In this respect the farms of from 500 to 999 acres show the highest percentage of increase during the decade. Farms of 1,000 acres and over, however, although showing a loss in total acreage, ranked second in respect to the relative gain in improved acreage. The three groups comprising farms from 20 to 174 acres in size show much lower percentages of gain than the other groups.

The differences in the percentages of increase in Table 1 are reflected in the changes between 1900 and 1910 in the relative importance of the several classes as shown by the per cent distribution in Table 2. As judged by improved acreage, which is probably the best standard, the smaller farms (excepting those of less than 20 acres) are becoming of relatively less importance and the large farms of relatively greater importance. This is the normal result of the fact that the very large farms are found for the most part in the newer sections of the country, where agriculture is developing most rapidly.

The percentage of farm land improved was higher in 1910 than in 1900 in every size group, the increase being especially noteworthy in the case of the farms of 1,000 acres and over—from 12.3 per cent in 1900 to 18.7 per cent in 1910.

**Value of farm property, by major size groups: 1910 and 1900.**—Table 3 gives, for the United States as a whole, statistics regarding the value of all farm property and of the various classes in 1910 and 1900, together with the amounts and percentages of increase, for farms classified by size groups.

Table 4 shows, for the United States by sections, the same information as Table 3, without the amount and percentage of increase.

From the standpoint of the value of all farm property, and of each of the classes except buildings, the farms of 175 to 499 acres constituted the most important group in both 1910 and 1900, except in the case of implements and machinery in 1900. In regard to the value of buildings, the 100 to 174 acre group ranked first in both years. At both censuses the three size groups comprising farms of from 50 to 499 acres together represented about three-fourths of the total value of farm property, and of each of the classes of property except live stock, for which the proportion was about seven-tenths.

The distribution of the total value of farm property among the farms of the several size groups in the United States as a whole corresponds rather closely to the distribution of the improved farm land. The most noticeable difference appears in the case of the farms of less than 20 acres, which represent a larger proportion of the value of farm property than of the improved acreage. This condition is due to the fact that most of the small farms are very intensively cultivated and that therefore the value, not only of the land itself but also of the buildings, implements and machinery, and live stock, is high per unit of area, as well as to the fact that many such farms are located near large cities where land values are exceptionally high. There is a decided difference between the distribution of the value of land among the farms of the various size groups and the distribution of the value of buildings, due to the fact that the buildings on the smaller farms are relatively much higher in value than those on the larger farms. This difference, however, is brought out more clearly by means of Table 5, which shows, for farms of each size group, the average value of land, buildings, implements and machinery, and live stock, respectively, per farm and per acre of land.

The differences in the percentages of increase in the value of farm property among the several size groups are largely due to the differences in the rates of increase in their acreage, but are also affected by dif-

ferences in the rates of increase in the average value per acre, as indicated by Table 5.

The farms of 500 to 999 acres show a higher percentage of increase in the value of all farm property between 1900 and 1910 than those of any other group (142.1 per cent), these farms having also increased more rapidly in total acreage than those of any other group. They also show a higher rate of increase in the value of buildings than those of any other group except the farms of less than 20 acres, and a higher rate of increase in the value of land and of implements and machinery than those of any other group, although they rank below most other groups in the percentage of increase in the value of live stock. Next to the farms of 500 to 999 acres, those of 175 to 499 acres show the highest rate of increase in the value of all farm property and in the value of land, buildings, and implements and machinery. Farms of 20 to 49 acres show the greatest percentage of increase in the value of live stock, although the percentage for farms of 1,000 acres and over is nearly as great.

The effect of the change in the classification of sugar machinery, which was counted as farm machinery in 1900 but as manufacturing equipment in 1910, is seen in the very low rate of increase in the value of implements and machinery for farms of 1,000 acres and over, for the reason that by far the greater part of the sugar machinery is found on farms or plantations in this size group.

Table 3

| SIZE GROUP.               | VALUE OF FARM PROPERTY. |                  |                  |           |                  |                  |                  |           |                 |                 |                 |           |
|---------------------------|-------------------------|------------------|------------------|-----------|------------------|------------------|------------------|-----------|-----------------|-----------------|-----------------|-----------|
|                           | Total.                  |                  |                  |           | Land.            |                  |                  |           | Buildings.      |                 |                 |           |
|                           | 1910                    | 1900             | Increase.        |           | 1910             | 1900             | Increase.        |           | 1910            | 1900            | Increase.       |           |
|                           |                         |                  | Amount.          | Per cent. |                  |                  | Amount.          | Per cent. |                 |                 | Amount.         | Per cent. |
| United States.....        | \$40,991,449,090        | \$20,439,901,184 | \$20,551,547,928 | 100.5     | \$28,475,674,169 | \$13,058,007,995 | \$15,417,666,174 | 118.1     | \$6,325,451,528 | \$3,556,639,496 | \$2,768,812,032 | 77.8      |
| Under 20 acres.....       | 1,520,384,193           | 767,615,063      | 752,769,130      | 98.1      | 802,210,453      | 350,630,841      | 422,171,112      | 111.1     | 507,696,658     | 252,683,786     | 255,012,872     | 100.9     |
| 20 to 49 acres.....       | 2,974,490,664           | 1,609,024,430    | 1,365,466,234    | 84.9      | 1,815,363,083    | 943,651,195      | 871,697,888      | 92.4      | 670,108,036     | 380,397,802     | 289,710,234     | 76.2      |
| 50 to 99 acres.....       | 6,003,926,775           | 3,413,443,889    | 2,590,482,836    | 75.9      | 3,809,302,679    | 2,097,601,949    | 1,711,701,336    | 81.6      | 1,220,148,044   | 726,450,260     | 493,667,784     | 68.0      |
| 100 to 174 acres.....     | 11,089,188,836          | 5,720,988,246    | 5,368,200,590    | 93.8      | 7,613,104,371    | 3,683,043,823    | 3,930,081,288    | 106.7     | 1,782,287,494   | 1,029,874,967   | 762,410,517     | 74.0      |
| 175 to 499 acres.....     | 13,650,063,506          | 6,228,159,743    | 7,421,903,763    | 119.2     | 10,066,700,357   | 4,228,671,155    | 5,838,088,398    | 138.1     | 1,665,654,611   | 919,405,192     | 776,449,419     | 84.5      |
| 500 to 999 acres.....     | 2,907,900,770           | 1,201,011,475    | 1,706,829,295    | 142.1     | 2,210,728,374    | 803,970,111      | 1,406,758,263    | 175.0     | 272,431,728     | 143,767,629     | 128,664,099     | 89.5      |
| 1,000 acres and over..... | 2,845,494,346           | 1,499,658,318    | 1,345,836,028    | 89.7      | 2,168,144,330    | 921,016,467      | 1,237,127,860    | 134.3     | 166,924,967     | 104,027,860     | 62,897,107      | 60.5      |

| SIZE GROUP.               | VALUE OF FARM PROPERTY—continued. |               |               |           |                 |                 |                 |           |       |       | PER CENT OF UNITED STATES TOTAL. |       |       |       |            |       |                           |       |             |       |
|---------------------------|-----------------------------------|---------------|---------------|-----------|-----------------|-----------------|-----------------|-----------|-------|-------|----------------------------------|-------|-------|-------|------------|-------|---------------------------|-------|-------------|-------|
|                           | Implements and machinery.         |               |               |           |                 | Live stock.     |                 |           |       |       | All farm property.               |       | Land. |       | Buildings. |       | Implements and machinery. |       | Live stock. |       |
|                           | 1910                              | 1900          | Increase.     |           | 1910            | 1900            | Increase.       |           | 1910  | 1900  | 1910                             | 1900  | 1910  | 1900  | 1910       | 1900  | 1910                      | 1900  | 1910        | 1900  |
|                           |                                   |               | Amount.       | Per cent. |                 |                 | Amount.         | Per cent. |       |       |                                  |       |       |       |            |       |                           |       |             |       |
| United States.....        | \$1,265,149,783                   | \$749,775,970 | \$515,373,813 | 68.7      | \$4,925,173,610 | \$3,075,477,703 | \$1,849,695,907 | 60.1      | 100.0 | 100.0 | 100.0                            | 100.0 | 100.0 | 100.0 | 100.0      | 100.0 | 100.0                     | 100.0 | 100.0       | 100.0 |
| Under 20 acres.....       | 47,198,043                        | 28,406,189    | 18,791,854    | 66.2      | 163,278,539     | 106,485,247     | 56,793,292      | 53.3      | 3.7   | 3.8   | 2.8                              | 2.9   | 8.0   | 7.1   | 3.7        | 3.5   | 3.3                       | 3.5   | 3.5         |       |
| 20 to 49 acres.....       | 107,014,301                       | 68,546,595    | 38,467,466    | 56.1      | 382,005,244     | 216,414,558     | 165,590,706     | 76.5      | 7.3   | 7.9   | 6.4                              | 7.2   | 10.9  | 10.7  | 8.5        | 9.1   | 7.8                       | 7.0   | 7.0         |       |
| 50 to 99 acres.....       | 224,064,159                       | 144,862,360   | 79,201,799    | 54.7      | 750,351,893     | 444,499,926     | 305,851,967     | 68.8      | 14.6  | 16.7  | 13.4                             | 16.1  | 19.3  | 20.4  | 17.7       | 19.3  | 15.2                      | 14.5  | 14.5        |       |
| 100 to 174 acres.....     | 365,417,498                       | 219,806,070   | 145,611,428   | 66.2      | 1,318,379,483   | 788,262,126     | 530,117,357     | 67.3      | 27.1  | 28.0  | 26.7                             | 28.2  | 28.3  | 29.4  | 28.9       | 29.3  | 26.8                      | 25.6  | 25.6        |       |
| 175 to 499 acres.....     | 381,446,010                       | 203,050,674   | 178,395,336   | 87.9      | 1,506,002,532   | 877,031,922     | 628,970,610     | 71.7      | 33.3  | 30.5  | 33.3                             | 32.4  | 26.8  | 25.8  | 30.2       | 27.1  | 30.6                      | 28.5  | 28.5        |       |
| 500 to 999 acres.....     | 80,052,723                        | 38,580,120    | 41,472,603    | 107.5     | 344,687,925     | 214,693,615     | 129,994,310     | 60.5      | 7.1   | 5.9   | 7.8                              | 6.2   | 4.3   | 4.0   | 6.3        | 5.1   | 7.0                       | 7.0   | 7.0         |       |
| 1,000 acres and over..... | 59,937,049                        | 46,523,662    | 13,433,387    | 28.1      | 460,467,994     | 428,090,329     | 32,377,665      | 7.6       | 6.9   | 7.3   | 7.0                              | 7.1   | 2.6   | 2.9   | 4.7        | 6.2   | 9.3                       | 13.9  | 13.9        |       |

SIZE OF FARMS—VALUE OF ALL FARM PROPERTY AND OF THE SEVERAL CLASSES, FOR FARMS CLASSIFIED ACCORDING TO MAJOR SIZE GROUPS, BY SECTIONS: 1910 AND 1900.

Table 4: VALUE OF FARM PROPERTY. A large multi-column table showing property values for various sections (The North, The South, The West, East of the Mississippi River, West of the Mississippi River) across different farm size groups (e.g., Under 20 acres, 20 to 49 acres, etc.) for the years 1910 and 1900. Columns include Total, Land, Buildings, Implements and machinery, and Live stock.

Table 5 shows, for farms of each size group, the average value, per farm and per acre, of all farm property and of the several classes of property in 1910 and 1900. The statement previously made as to the change in the classification of sugar machinery should be borne in mind in considering the average shown for farms of 1,000 acres and over in the table.

As is natural, the average value of all farm property per farm increases with the size of the farms, and the same statement holds true of each of the classes of farm

property except buildings. In 1910 the average value of buildings per farm for farms of less than 20 acres was \$605, while for farms of 20 to 49 acres the average was less—\$474. This exceptional condition is due partly to the fact that many of the very small farms are virtually country residences of wealthy people and have very expensive buildings, and partly to the fact that a large proportion of the farms of 20 to 49 acres are the farms of negro tenants in the South, on which the buildings are of comparatively small value.

Table 5: AVERAGE VALUE PER FARM. A detailed table showing average values per farm and per acre for various farm size groups (United States, Under 20 acres, 20 to 49 acres, etc.) for the years 1910 and 1900. Columns are organized by class of property: All farm property, Land, Buildings, Implements and machinery, and Live stock.

Of greater interest are the figures showing the average value of the several classes of property, per acre of land for farms, of the different size groups. The average values per acre for farms of the different size groups in the country as a whole are less significant than those for individual geographic divisions and states because of differences among the various size groups with respect to their geographic distribution. It should not be forgotten that in the South the farms are on the average much smaller than in the North, and that in the West they are very much larger than in either of the other two great sections. This, together with the fact that in general the average values of all the classes of farm property per acre of land are lower in the South than in the North and West, affects materially the significance of the averages for the several size groups in the country as a whole.

In the United States as a whole the average value of all farm property per acre of land is very much higher for farms of less than 20 acres than for farms of any other size group, and there is a gradual decline in the average per acre as the size of the farms increase. The same statement holds true with regard to each of the individual classes of farm property, with the exception that farms of 100 to 174 acres show a higher average value of land per acre than farms of 50 to 99 acres, and that farms of 175 to 499 acres show a still higher average value. This apparent anomaly is due to differences among the size groups with respect to geographic distribution—see Tables 13 and 14. Farms of 100 to 174 acres and of 175 to 499 acres are particularly

numerous in the East and West North Central divisions, where the value of land per acre is very high, while a considerable proportion of the farms of 50 to 99 acres are situated in the South, where the average value of land per acre is low. In only three of the nine geographic divisions was there any exception to the general rule that the larger the farm the lower the average value of land per acre.

It has already been stated that in general the smaller farms are more intensively cultivated than the larger and have a higher percentage of improved land. Naturally, therefore, the land itself is more valuable in the smaller than in the larger farms, and these farms are also relatively better equipped with buildings, implements and machinery, and live stock.

**Number of farms in each size group: 1880-1910.**—Table 6 shows, for the United States as a whole, statistics relating to the number of farms in 1910 and 1900, classified by 10 size groups (together with certain combinations of groups), with corresponding statistics, so far as available, for 1890 and 1880. For the census of 1890 statistics are available for 7 size groups only. The figures for the very small and the very large farms are scarcely comparable because of changes in the census definition of a "farm," and because a considerable amount of land which at one census was part of the public domain, but nevertheless was used for grazing, may at another census have been brought under private ownership without any very great change in the character or extent of the agricultural operations actually conducted on it.

| SIZE GROUP.               | NUMBER OF FARMS. |           |           |           | INCREASE BY DECADES. <sup>1</sup> |           |           |           |           |           | PER CENT OF TOTAL. |       |       |       |
|---------------------------|------------------|-----------|-----------|-----------|-----------------------------------|-----------|-----------|-----------|-----------|-----------|--------------------|-------|-------|-------|
|                           | 1910             | 1900      | 1890      | 1880      | 1900-1910                         |           | 1890-1900 |           | 1880-1890 |           | 1910               | 1900  | 1890  | 1880  |
|                           |                  |           |           |           | Amount.                           | Per cent. | Amount.   | Per cent. | Amount.   | Per cent. |                    |       |       |       |
| United States.....        | 6,361,502        | 5,787,372 | 4,564,641 | 4,008,907 | 624,130                           | 10.9      | 1,172,731 | 25.7      | 555,734   | 13.9      | 100.0              | 100.0 | 100.0 | 100.0 |
| Under 10 acres.....       | 335,043          | 267,229   | 150,194   | 139,241   | 67,814                            | 25.4      | 117,035   | 77.9      | 10,953    | 7.9       | 5.3                | 4.7   | 3.3   | 3.5   |
| Under 3 acres.....        | 18,033           | 41,385    | 4,352     | 4,352     | -23,352                           | -56.4     |           |           |           |           | 0.3                | 0.7   |       |       |
| 3 to 9 acres.....         | 317,010          | 225,844   |           | 134,889   | 91,166                            | 40.4      |           |           |           |           | 5.0                | 3.9   |       |       |
| 10 to 19 acres.....       | 504,123          | 406,641   | 265,550   | 254,740   | 97,482                            | 24.0      | 141,091   | 53.1      | 10,801    | 4.2       | 7.9                | 7.1   | 5.5   | 6.4   |
| 20 to 49 acres.....       | 1,414,376        | 1,257,496 | 1,366,038 | 1,021,777 | 72,031                            | 5.3       | 354,719   | 39.3      | 121,203   | 15.5      | 22.2               | 21.9  | 19.8  | 12.5  |
| 50 to 99 acres.....       | 1,438,069        | 1,366,038 | 1,121,485 | 1,052,810 | 72,031                            | 5.3       | 244,553   | 21.8      | 88,675    | 8.6       | 22.8               | 23.8  | 24.6  | 25.8  |
| 100 to 499 acres.....     | 2,494,461        | 2,290,282 | 2,008,694 | 1,695,983 | 204,179                           | 8.9       | 281,588   | 14.0      | 312,711   | 15.4      | 39.2               | 39.9  | 44.0  | 42.3  |
| 100 to 174 acres.....     | 1,516,286        | 1,422,262 |           |           | 94,024                            | 6.6       |           |           |           |           | 23.8               | 24.8  |       |       |
| 175 to 274 acres.....     | 534,191          | 490,069   |           |           | 44,122                            | 9.0       |           |           |           |           | 8.4                | 8.5   |       |       |
| 275 to 499 acres.....     | 443,984          | 377,951   |           |           | 66,033                            | 17.5      |           |           |           |           | 7.0                | 6.6   |       |       |
| 500 to 999 acres.....     | 125,295          | 102,526   | 84,395    | 75,972    | 22,769                            | 22.2      | 18,131    | 21.5      | 8,423     | 11.1      | 2.9                | 1.8   | 1.8   | 1.9   |
| 1,000 acres and over..... | 50,135           | 47,160    | 31,546    | 28,578    | 2,975                             | 6.3       | 15,614    | 49.5      | 2,968     | 10.4      | 0.8                | 0.8   | 0.7   | 0.7   |

<sup>1</sup> A minus (-) sign denotes decrease.

During no decade covered by the table did a decrease appear in the number of farms in any size group, except that farms of less than 3 acres show a nominal decrease of no less than 56.4 per cent during the decade 1900 to 1910. This decrease, however, is without question due chiefly, if not wholly, to changes in the census definition of a "farm," and no conclusions of value can be drawn from the data for farms in this size group. (See further discussion on this subject in the introduction to this volume.)

For farms of each size group the period of greatest

increase in number, both absolute and relative, was from 1890 to 1900, except in the case of those from 100 to 499 and 500 to 999 acres in size. The increase in farms of the first group mentioned was greatest during the decade 1880-1890, and of the second during the decade 1900-1910.

Farms of 50 to 99 acres have, since 1880, formed a continually decreasing proportion of all farms, while those of the 20 to 49 acre group have represented a steadily increasing proportion. Judged by the number of farms, the relative importance of all the



to 499 acres ranked first. The West North Central division, which has been more recently settled, has more large farms than the other three northern divisions. In this division the most numerous group in 1910 was that comprising farms of 100 to 174 acres, and the most important group from the standpoint of acreage was that comprising farms of 175 to 499 acres. In the South Atlantic and East South Central divisions conditions in regard to size of farms are also substantially the same. In each the small farms of 20 to 49 acres—largely consisting of tenant farms—were the most numerous in 1910, but the farms of 175 to 499 acres contained a larger proportion of the total acreage than any other group. In the West South Central, Mountain, and Pacific divisions, in which there are still many great stock ranches, the farms of 1,000 acres and over were the most important in acreage. In the West South Central division, however, because of the presence of many small tenant farms in the cotton belt, the group comprising farms of 20 to 49 acres was more numerous than any other; in the Pacific division, because of the many small fruit farms and irrigated farms, the farms of less than 20 acres formed the most numerous group; but in the Mountain division farms of 100 to 174 acres led in number.

#### GEOGRAPHIC DIVISIONS AND SECTIONS.

**Number and acreage of farms, by major size groups: 1910 and 1900.**—Table 13 gives, for 1910 and 1900, by size groups, the number, and total and improved acreage of farms, together with the percentage of farm land improved and the per cent distribution of each item, for the several geographic divisions and states. Corresponding figures for the great sections of the country are given in Table 12. For convenience, Table 7 reproduces the percentages for the divisions and sections which are shown in these tables.

Comparing the percentages for 1910 in Table 7 with those for 1900, it may be seen that, in almost every division, the groups which stood first and second, respectively, in number of farms and those which stood first and second in acreage were the same at both censuses. Nevertheless, there have been considerable changes in the relative importance of some of the groups. In all of the divisions except the West North Central the number of farms of 1,000 acres and over was either relatively less in 1910 than in 1900 or maintained an unchanged proportion; and in all of the divisions except the New England these large farms contained a smaller proportion of the total acreage of farm land at the later census than at the earlier. On the other hand, in all except the West South Central and Mountain divisions, farms of less than 20 acres constituted a larger proportion of the total number in 1910 than in 1900, and in all except the East North Central, West North Central, and Mountain divisions—in each of which the proportion was the same at both censuses—such farms contained a larger proportion

of the acreage in the later year than in the earlier. The changes shown for the other size groups in each division were less nearly uniform. In the South Atlantic and East South Central divisions farms of 20 to 49 acres were of relatively greater importance in number and acreage in 1910 than in 1900, on account of the continued breaking up of plantations into smaller farms, chiefly operated by tenants. This class also gained in relative importance in the Pacific division. In the West South Central and Mountain divisions the breaking up of many ranches of 1,000 acres and over has been accompanied by an increase in the relative importance, as measured by acreage, of all of the other size groups.

The distribution of improved land in each geographic division among the several size groups differs considerably from that of the total acreage of farm land, because of differences among the several groups in the proportion of farm land improved. In every division the larger farms had a lower proportion of their land improved than the smaller farms, and in nearly every case the decrease in the proportion was continuous from the smallest size group to the largest. The only exceptions to this rule are found in the West North Central, Mountain, and Pacific divisions, in each of which the farms of 175 to 499 acres had a somewhat larger proportion of their land improved than the farms of 100 to 174 acres, while in the Pacific division the farms of 500 to 999 acres show still larger proportions. These conditions are probably due to the fact that considerable numbers of "homesteaders" have recently taken up Government land, mainly in quarter sections, in these states, and have not had time to bring a large proportion of the land under cultivation. It would appear that in these divisions the farms of the next larger sizes must on the average have been settled for a longer period of time than the quarter-section farms. It may be noted that there are several individual states in each of these three divisions in which the same condition appears. Doubtless, however, within each of these states the farms of 100 to 174 acres are, in general, situated in more recently settled parts of the state than the larger farms which show a higher percentage of improved land.

It is noteworthy that in the two North Central divisions there is very little difference among the four size groups comprising farms of from 20 to 499 acres with respect to the proportion of farm land improved, this proportion in each case being between three-fourths and four-fifths. In all geographic divisions except New England a very large proportion—five-sixths or more—of the acreage of farms of less than 20 acres consisted, in 1910, of improved land; in New England the proportion was 72.9 per cent. The proportions were somewhat higher in the East South Central and West South Central divisions than elsewhere, largely because of the prevalence of small tenant farms, the tenants for the most part renting only improved

land. The proportion for farms of 20 to 49 acres was also high in all the divisions except New England, ranging from 72 per cent in the Pacific to 86.7 per cent in the West South Central; in New England, however, it was only 52.3 per cent. There is much more variation among the divisions with respect to the percentage of land improved in the case of farms of the remaining size groups. In the East North Central and West North Central divisions, in 1910, approximately three-fourths of the total acreage of farms of the groups comprising farms from 50 to 499 acres in size consisted of improved land, but in the southern and western divisions, as well as in New England, the proportions were decidedly lower. Similar differences appear among the geographic divisions with respect to the proportion of improved land in the very large farms of more than 500 acres, the proportion being much higher in the East North Central, West North Central, and Pacific divisions than elsewhere.

To put the matter in another way, in the case of farms of less than 20 acres the highest percentage of improved land in any geographic division was 96.3, and the lowest 72.9—a relatively small difference. In the case of farms of 1,000 acres and over, the highest percentage of improved land found in any division was 43.4, and the lowest 6.2—a very considerable difference. The contrast between these two sets of percentages is the natural result of the fact that small farms throughout the country are usually devoted to crop raising, while large farms in some sections are in considerable part devoted to crop raising but in other sections are almost exclusively devoted to stock raising.

Table 8 gives, for each division and section, the amounts and percentages of increase or decrease during the decade 1900-1910 in the number of farms, total farm acreage, and improved farm acreage. The figures upon which this table is based are found in Table 13.

Although in the United States as a whole increases are shown for all size groups in the number of farms and in the improved acreage, and also in the total acreage for all size groups except that comprising farms of 1,000 acres and over, the Mountain division is the only one of the nine divisions to show similar

conditions, although the West South Central differs only in a very minor particular, showing a very slight decrease in the number of farms of 1,000 acres and over.

Considerable decreases (ranging from 6.1 to 19.8 per cent) are shown for the number, total acreage, and improved acreage of farms from 50 to 499 acres in size in New England, of farms from 20 to 49 acres in size in the Middle Atlantic division, of farms in the group from 20 to 49 acres and the two groups above 500 acres in the East North Central division, and of farms in the two groups between 20 and 99 acres in size in the West North Central division. Increases in all three items (ranging from 10.1 to 138 per cent) are shown for farms under 20 acres and for farms 1,000 acres and over in size in New England, for farms between 175 and 999 acres in size in the West North Central division, for farms under 100 acres in size in the South Atlantic and East South Central divisions, for all farms under 1,000 acres in size in the West South Central and Mountain divisions, and for four groups in the Pacific division—those comprising farms of less than 100 and from 500 to 999 acres in size, respectively.

The increases in the number and acreage of the smaller farms in the South Atlantic and East South Central divisions were accompanied by decreases in the groups comprising farms above 175 acres in size, these changes resulting from the continuance of the process of breaking up great plantations into small farms, chiefly operated by tenants. The very great decline shown in the acreage of farms of 1,000 acres and over in the West South Central division was due not merely to the breaking up of large ranches into smaller farms, but also in part to the fact that a considerable amount of land reported as in farms in 1900 was not reported as farm land at all in 1910.

The relatively large increases in the Mountain division in the number of farms of from 50 to 999 acres (137.4 per cent in those of 175 to 499 acres) are perhaps the most remarkable changes shown by the table. The great development of small fruit and other farms on the Pacific coast, due, in part at least, to irrigation projects organized in recent years, is reflected in the increase in small farms of less than 50 acres in the Pacific division.





Per cent distribution of the value of farm property, by major size groups: 1910 and 1900.—Table 9 gives the per cent distribution of the value of all farm property and of the various classes among farms of the

seven major size groups, by geographic divisions and sections. The absolute amounts on which these percentages are based appear in Table 14, which gives statistics by divisions and states.

| Table 9                               | PER CENT DISTRIBUTION OF TOTAL VALUE. |      |       |      |            |      |                           |      |             |      | DIVISION OR SECTION AND SIZE GROUP. | PER CENT DISTRIBUTION OF TOTAL VALUE. |      |                    |      |       |      |            |      |                           |      |             |      |
|---------------------------------------|---------------------------------------|------|-------|------|------------|------|---------------------------|------|-------------|------|-------------------------------------|---------------------------------------|------|--------------------|------|-------|------|------------|------|---------------------------|------|-------------|------|
|                                       | All farm property.                    |      | Land. |      | Buildings. |      | Implements and machinery. |      | Live stock. |      |                                     | 1910                                  | 1900 | All farm property. |      | Land. |      | Buildings. |      | Implements and machinery. |      | Live stock. |      |
|                                       | 1910                                  | 1900 | 1910  | 1900 | 1910       | 1900 | 1910                      | 1900 | 1910        | 1900 |                                     |                                       |      | 1910               | 1900 | 1910  | 1900 | 1910       | 1900 | 1910                      | 1900 | 1910        | 1900 |
| <b>UNITED STATES</b>                  |                                       |      |       |      |            |      |                           |      |             |      |                                     |                                       |      |                    |      |       |      |            |      |                           |      |             |      |
| Total.....                            |                                       |      |       |      |            |      |                           |      |             |      |                                     |                                       |      |                    |      |       |      |            |      |                           |      |             |      |
| Under 20 acres.....                   |                                       |      |       |      |            |      |                           |      |             |      |                                     |                                       |      |                    |      |       |      |            |      |                           |      |             |      |
| 20 to 49 acres.....                   |                                       |      |       |      |            |      |                           |      |             |      |                                     |                                       |      |                    |      |       |      |            |      |                           |      |             |      |
| 50 to 99 acres.....                   |                                       |      |       |      |            |      |                           |      |             |      |                                     |                                       |      |                    |      |       |      |            |      |                           |      |             |      |
| 100 to 174 acres.....                 |                                       |      |       |      |            |      |                           |      |             |      |                                     |                                       |      |                    |      |       |      |            |      |                           |      |             |      |
| 175 to 499 acres.....                 |                                       |      |       |      |            |      |                           |      |             |      |                                     |                                       |      |                    |      |       |      |            |      |                           |      |             |      |
| 500 to 999 acres.....                 |                                       |      |       |      |            |      |                           |      |             |      |                                     |                                       |      |                    |      |       |      |            |      |                           |      |             |      |
| 1,000 acres and over.....             |                                       |      |       |      |            |      |                           |      |             |      |                                     |                                       |      |                    |      |       |      |            |      |                           |      |             |      |
| <b>NEW ENGLAND.</b>                   |                                       |      |       |      |            |      |                           |      |             |      |                                     |                                       |      |                    |      |       |      |            |      |                           |      |             |      |
| Total.....                            |                                       |      |       |      |            |      |                           |      |             |      |                                     |                                       |      |                    |      |       |      |            |      |                           |      |             |      |
| Under 20 acres.....                   |                                       |      |       |      |            |      |                           |      |             |      |                                     |                                       |      |                    |      |       |      |            |      |                           |      |             |      |
| 20 to 49 acres.....                   |                                       |      |       |      |            |      |                           |      |             |      |                                     |                                       |      |                    |      |       |      |            |      |                           |      |             |      |
| 50 to 99 acres.....                   |                                       |      |       |      |            |      |                           |      |             |      |                                     |                                       |      |                    |      |       |      |            |      |                           |      |             |      |
| 100 to 174 acres.....                 |                                       |      |       |      |            |      |                           |      |             |      |                                     |                                       |      |                    |      |       |      |            |      |                           |      |             |      |
| 175 to 499 acres.....                 |                                       |      |       |      |            |      |                           |      |             |      |                                     |                                       |      |                    |      |       |      |            |      |                           |      |             |      |
| 500 to 999 acres.....                 |                                       |      |       |      |            |      |                           |      |             |      |                                     |                                       |      |                    |      |       |      |            |      |                           |      |             |      |
| 1,000 acres and over.....             |                                       |      |       |      |            |      |                           |      |             |      |                                     |                                       |      |                    |      |       |      |            |      |                           |      |             |      |
| <b>MIDDLE ATLANTIC.</b>               |                                       |      |       |      |            |      |                           |      |             |      |                                     |                                       |      |                    |      |       |      |            |      |                           |      |             |      |
| Total.....                            |                                       |      |       |      |            |      |                           |      |             |      |                                     |                                       |      |                    |      |       |      |            |      |                           |      |             |      |
| Under 20 acres.....                   |                                       |      |       |      |            |      |                           |      |             |      |                                     |                                       |      |                    |      |       |      |            |      |                           |      |             |      |
| 20 to 49 acres.....                   |                                       |      |       |      |            |      |                           |      |             |      |                                     |                                       |      |                    |      |       |      |            |      |                           |      |             |      |
| 50 to 99 acres.....                   |                                       |      |       |      |            |      |                           |      |             |      |                                     |                                       |      |                    |      |       |      |            |      |                           |      |             |      |
| 100 to 174 acres.....                 |                                       |      |       |      |            |      |                           |      |             |      |                                     |                                       |      |                    |      |       |      |            |      |                           |      |             |      |
| 175 to 499 acres.....                 |                                       |      |       |      |            |      |                           |      |             |      |                                     |                                       |      |                    |      |       |      |            |      |                           |      |             |      |
| 500 to 999 acres.....                 |                                       |      |       |      |            |      |                           |      |             |      |                                     |                                       |      |                    |      |       |      |            |      |                           |      |             |      |
| 1,000 acres and over.....             |                                       |      |       |      |            |      |                           |      |             |      |                                     |                                       |      |                    |      |       |      |            |      |                           |      |             |      |
| <b>EAST NORTH CENTRAL.</b>            |                                       |      |       |      |            |      |                           |      |             |      |                                     |                                       |      |                    |      |       |      |            |      |                           |      |             |      |
| Total.....                            |                                       |      |       |      |            |      |                           |      |             |      |                                     |                                       |      |                    |      |       |      |            |      |                           |      |             |      |
| Under 20 acres.....                   |                                       |      |       |      |            |      |                           |      |             |      |                                     |                                       |      |                    |      |       |      |            |      |                           |      |             |      |
| 20 to 49 acres.....                   |                                       |      |       |      |            |      |                           |      |             |      |                                     |                                       |      |                    |      |       |      |            |      |                           |      |             |      |
| 50 to 99 acres.....                   |                                       |      |       |      |            |      |                           |      |             |      |                                     |                                       |      |                    |      |       |      |            |      |                           |      |             |      |
| 100 to 174 acres.....                 |                                       |      |       |      |            |      |                           |      |             |      |                                     |                                       |      |                    |      |       |      |            |      |                           |      |             |      |
| 175 to 499 acres.....                 |                                       |      |       |      |            |      |                           |      |             |      |                                     |                                       |      |                    |      |       |      |            |      |                           |      |             |      |
| 500 to 999 acres.....                 |                                       |      |       |      |            |      |                           |      |             |      |                                     |                                       |      |                    |      |       |      |            |      |                           |      |             |      |
| 1,000 acres and over.....             |                                       |      |       |      |            |      |                           |      |             |      |                                     |                                       |      |                    |      |       |      |            |      |                           |      |             |      |
| <b>WEST NORTH CENTRAL.</b>            |                                       |      |       |      |            |      |                           |      |             |      |                                     |                                       |      |                    |      |       |      |            |      |                           |      |             |      |
| Total.....                            |                                       |      |       |      |            |      |                           |      |             |      |                                     |                                       |      |                    |      |       |      |            |      |                           |      |             |      |
| Under 20 acres.....                   |                                       |      |       |      |            |      |                           |      |             |      |                                     |                                       |      |                    |      |       |      |            |      |                           |      |             |      |
| 20 to 49 acres.....                   |                                       |      |       |      |            |      |                           |      |             |      |                                     |                                       |      |                    |      |       |      |            |      |                           |      |             |      |
| 50 to 99 acres.....                   |                                       |      |       |      |            |      |                           |      |             |      |                                     |                                       |      |                    |      |       |      |            |      |                           |      |             |      |
| 100 to 174 acres.....                 |                                       |      |       |      |            |      |                           |      |             |      |                                     |                                       |      |                    |      |       |      |            |      |                           |      |             |      |
| 175 to 499 acres.....                 |                                       |      |       |      |            |      |                           |      |             |      |                                     |                                       |      |                    |      |       |      |            |      |                           |      |             |      |
| 500 to 999 acres.....                 |                                       |      |       |      |            |      |                           |      |             |      |                                     |                                       |      |                    |      |       |      |            |      |                           |      |             |      |
| 1,000 acres and over.....             |                                       |      |       |      |            |      |                           |      |             |      |                                     |                                       |      |                    |      |       |      |            |      |                           |      |             |      |
| <b>SOUTH ATLANTIC.</b>                |                                       |      |       |      |            |      |                           |      |             |      |                                     |                                       |      |                    |      |       |      |            |      |                           |      |             |      |
| Total.....                            |                                       |      |       |      |            |      |                           |      |             |      |                                     |                                       |      |                    |      |       |      |            |      |                           |      |             |      |
| Under 20 acres.....                   |                                       |      |       |      |            |      |                           |      |             |      |                                     |                                       |      |                    |      |       |      |            |      |                           |      |             |      |
| 20 to 49 acres.....                   |                                       |      |       |      |            |      |                           |      |             |      |                                     |                                       |      |                    |      |       |      |            |      |                           |      |             |      |
| 50 to 99 acres.....                   |                                       |      |       |      |            |      |                           |      |             |      |                                     |                                       |      |                    |      |       |      |            |      |                           |      |             |      |
| 100 to 174 acres.....                 |                                       |      |       |      |            |      |                           |      |             |      |                                     |                                       |      |                    |      |       |      |            |      |                           |      |             |      |
| 175 to 499 acres.....                 |                                       |      |       |      |            |      |                           |      |             |      |                                     |                                       |      |                    |      |       |      |            |      |                           |      |             |      |
| 500 to 999 acres.....                 |                                       |      |       |      |            |      |                           |      |             |      |                                     |                                       |      |                    |      |       |      |            |      |                           |      |             |      |
| 1,000 acres and over.....             |                                       |      |       |      |            |      |                           |      |             |      |                                     |                                       |      |                    |      |       |      |            |      |                           |      |             |      |
| <b>EAST SOUTH CENTRAL.</b>            |                                       |      |       |      |            |      |                           |      |             |      |                                     |                                       |      |                    |      |       |      |            |      |                           |      |             |      |
| Total.....                            |                                       |      |       |      |            |      |                           |      |             |      |                                     |                                       |      |                    |      |       |      |            |      |                           |      |             |      |
| Under 20 acres.....                   |                                       |      |       |      |            |      |                           |      |             |      |                                     |                                       |      |                    |      |       |      |            |      |                           |      |             |      |
| 20 to 49 acres.....                   |                                       |      |       |      |            |      |                           |      |             |      |                                     |                                       |      |                    |      |       |      |            |      |                           |      |             |      |
| 50 to 99 acres.....                   |                                       |      |       |      |            |      |                           |      |             |      |                                     |                                       |      |                    |      |       |      |            |      |                           |      |             |      |
| 100 to 174 acres.....                 |                                       |      |       |      |            |      |                           |      |             |      |                                     |                                       |      |                    |      |       |      |            |      |                           |      |             |      |
| 175 to 499 acres.....                 |                                       |      |       |      |            |      |                           |      |             |      |                                     |                                       |      |                    |      |       |      |            |      |                           |      |             |      |
| 500 to 999 acres.....                 |                                       |      |       |      |            |      |                           |      |             |      |                                     |                                       |      |                    |      |       |      |            |      |                           |      |             |      |
| 1,000 acres and over.....             |                                       |      |       |      |            |      |                           |      |             |      |                                     |                                       |      |                    |      |       |      |            |      |                           |      |             |      |
| <b>WEST SOUTH CENTRAL.</b>            |                                       |      |       |      |            |      |                           |      |             |      |                                     |                                       |      |                    |      |       |      |            |      |                           |      |             |      |
| Total.....                            |                                       |      |       |      |            |      |                           |      |             |      |                                     |                                       |      |                    |      |       |      |            |      |                           |      |             |      |
| Under 20 acres.....                   |                                       |      |       |      |            |      |                           |      |             |      |                                     |                                       |      |                    |      |       |      |            |      |                           |      |             |      |
| 20 to 49 acres.....                   |                                       |      |       |      |            |      |                           |      |             |      |                                     |                                       |      |                    |      |       |      |            |      |                           |      |             |      |
| 50 to 99 acres.....                   |                                       |      |       |      |            |      |                           |      |             |      |                                     |                                       |      |                    |      |       |      |            |      |                           |      |             |      |
| 100 to 174 acres.....                 |                                       |      |       |      |            |      |                           |      |             |      |                                     |                                       |      |                    |      |       |      |            |      |                           |      |             |      |
| 175 to 499 acres.....                 |                                       |      |       |      |            |      |                           |      |             |      |                                     |                                       |      |                    |      |       |      |            |      |                           |      |             |      |
| 500 to 999 acres.....                 |                                       |      |       |      |            |      |                           |      |             |      |                                     |                                       |      |                    |      |       |      |            |      |                           |      |             |      |
| 1,000 acres and over.....             |                                       |      |       |      |            |      |                           |      |             |      |                                     |                                       |      |                    |      |       |      |            |      |                           |      |             |      |
| <b>MOUNTAIN.</b>                      |                                       |      |       |      |            |      |                           |      |             |      |                                     |                                       |      |                    |      |       |      |            |      |                           |      |             |      |
| Total.....                            |                                       |      |       |      |            |      |                           |      |             |      |                                     |                                       |      |                    |      |       |      |            |      |                           |      |             |      |
| Under 20 acres.....                   |                                       |      |       |      |            |      |                           |      |             |      |                                     |                                       |      |                    |      |       |      |            |      |                           |      |             |      |
| 20 to 49 acres.....                   |                                       |      |       |      |            |      |                           |      |             |      |                                     |                                       |      |                    |      |       |      |            |      |                           |      |             |      |
| 50 to 99 acres.....                   |                                       |      |       |      |            |      |                           |      |             |      |                                     |                                       |      |                    |      |       |      |            |      |                           |      |             |      |
| 100 to 174 acres.....                 |                                       |      |       |      |            |      |                           |      |             |      |                                     |                                       |      |                    |      |       |      |            |      |                           |      |             |      |
| 175 to 499 acres.....                 |                                       |      |       |      |            |      |                           |      |             |      |                                     |                                       |      |                    |      |       |      |            |      |                           |      |             |      |
| 500 to 999 acres.....                 |                                       |      |       |      |            |      |                           |      |             |      |                                     |                                       |      |                    |      |       |      |            |      |                           |      |             |      |
| 1,000 acres and over.....             |                                       |      |       |      |            |      |                           |      |             |      |                                     |                                       |      |                    |      |       |      |            |      |                           |      |             |      |
| <b>PACIFIC.</b>                       |                                       |      |       |      |            |      |                           |      |             |      |                                     |                                       |      |                    |      |       |      |            |      |                           |      |             |      |
| Total.....                            |                                       |      |       |      |            |      |                           |      |             |      |                                     |                                       |      |                    |      |       |      |            |      |                           |      |             |      |
| Under 20 acres.....                   |                                       |      |       |      |            |      |                           |      |             |      |                                     |                                       |      |                    |      |       |      |            |      |                           |      |             |      |
| 20 to 49 acres.....                   |                                       |      |       |      |            |      |                           |      |             |      |                                     |                                       |      |                    |      |       |      |            |      |                           |      |             |      |
| 50 to 99 acres.....                   |                                       |      |       |      |            |      |                           |      |             |      |                                     |                                       |      |                    |      |       |      |            |      |                           |      |             |      |
| 100 to 174 acres.....                 |                                       |      |       |      |            |      |                           |      |             |      |                                     |                                       |      |                    |      |       |      |            |      |                           |      |             |      |
| 175 to 499 acres.....                 |                                       |      |       |      |            |      |                           |      |             |      |                                     |                                       |      |                    |      |       |      |            |      |                           |      |             |      |
| 500 to 999 acres.....                 |                                       |      |       |      |            |      |                           |      |             |      |                                     |                                       |      |                    |      |       |      |            |      |                           |      |             |      |
| 1,000 acres and over.....             |                                       |      |       |      |            |      |                           |      |             |      |                                     |                                       |      |                    |      |       |      |            |      |                           |      |             |      |
| <b>THE NORTH.</b>                     |                                       |      |       |      |            |      |                           |      |             |      |                                     |                                       |      |                    |      |       |      |            |      |                           |      |             |      |
| Total.....                            |                                       |      |       |      |            |      |                           |      |             |      |                                     |                                       |      |                    |      |       |      |            |      |                           |      |             |      |
| Under 20 acres.....                   |                                       |      |       |      |            |      |                           |      |             |      |                                     |                                       |      |                    |      |       |      |            |      |                           |      |             |      |
| 20 to 49 acres.....                   |                                       |      |       |      |            |      |                           |      |             |      |                                     |                                       |      |                    |      |       |      |            |      |                           |      |             |      |
| 50 to 99 acres.....                   |                                       |      |       |      |            |      |                           |      |             |      |                                     |                                       |      |                    |      |       |      |            |      |                           |      |             |      |
| 100 to 174 acres.....                 |                                       |      |       |      |            |      |                           |      |             |      |                                     |                                       |      |                    |      |       |      |            |      |                           |      |             |      |
| 175 to 499 acres.....                 |                                       |      |       |      |            |      |                           |      |             |      |                                     |                                       |      |                    |      |       |      |            |      |                           |      |             |      |
| 500 to 999 acres.....                 |                                       |      |       |      |            |      |                           |      |             |      |                                     |                                       |      |                    |      |       |      |            |      |                           |      |             |      |
| 1,000 acres and over.....             |                                       |      |       |      |            |      |                           |      |             |      |                                     |                                       |      |                    |      |       |      |            |      |                           |      |             |      |
| <b>THE SOUTH.</b>                     |                                       |      |       |      |            |      |                           |      |             |      |                                     |                                       |      |                    |      |       |      |            |      |                           |      |             |      |
| Total.....                            |                                       |      |       |      |            |      |                           |      |             |      |                                     |                                       |      |                    |      |       |      |            |      |                           |      |             |      |
| Under 20 acres.....                   |                                       |      |       |      |            |      |                           |      |             |      |                                     |                                       |      |                    |      |       |      |            |      |                           |      |             |      |
| 20 to 49 acres.....                   |                                       |      |       |      |            |      |                           |      |             |      |                                     |                                       |      |                    |      |       |      |            |      |                           |      |             |      |
| 50 to 99 acres.....                   |                                       |      |       |      |            |      |                           |      |             |      |                                     |                                       |      |                    |      |       |      |            |      |                           |      |             |      |
| 100 to 174 acres.....                 |                                       |      |       |      |            |      |                           |      |             |      |                                     |                                       |      |                    |      |       |      |            |      |                           |      |             |      |
| 175 to 499 acres.....                 |                                       |      |       |      |            |      |                           |      |             |      |                                     |                                       |      |                    |      |       |      |            |      |                           |      |             |      |
| 500 to 999 acres.....                 |                                       |      |       |      |            |      |                           |      |             |      |                                     |                                       |      |                    |      |       |      |            |      |                           |      |             |      |
| 1,000 acres and over.....             |                                       |      |       |      |            |      |                           |      |             |      |                                     |                                       |      |                    |      |       |      |            |      |                           |      |             |      |
| <b>THE WEST.</b>                      |                                       |      |       |      |            |      |                           |      |             |      |                                     |                                       |      |                    |      |       |      |            |      |                           |      |             |      |
| Total.....                            |                                       |      |       |      |            |      |                           |      |             |      |                                     |                                       |      |                    |      |       |      |            |      |                           |      |             |      |
| Under 20 acres.....                   |                                       |      |       |      |            |      |                           |      |             |      |                                     |                                       |      |                    |      |       |      |            |      |                           |      |             |      |
| 20 to 49 acres.....                   |                                       |      |       |      |            |      |                           |      |             |      |                                     |                                       |      |                    |      |       |      |            |      |                           |      |             |      |
| 50 to 99 acres.....                   |                                       |      |       |      |            |      |                           |      |             |      |                                     |                                       |      |                    |      |       |      |            |      |                           |      |             |      |
| 100 to 174 acres.....                 |                                       |      |       |      |            |      |                           |      |             |      |                                     |                                       |      |                    |      |       |      |            |      |                           |      |             |      |
| 175 to 499 acres.....                 |                                       |      |       |      |            |      |                           |      |             |      |                                     |                                       |      |                    |      |       |      |            |      |                           |      |             |      |
| 500 to 999 acres.....                 |                                       |      |       |      |            |      |                           |      |             |      |                                     |                                       |      |                    |      |       |      |            |      |                           |      |             |      |
| 1,000 acres and over.....             |                                       |      |       |      |            |      |                           |      |             |      |                                     |                                       |      |                    |      |       |      |            |      |                           |      |             |      |
| <b>EAST OF THE MISSISSIPPI RIVER.</b> |                                       |      |       |      |            |      |                           |      |             |      |                                     |                                       |      |                    |      |       |      |            |      |                           |      |             |      |
| Total.....                            |                                       |      |       |      |            |      |                           |      |             |      |                                     |                                       |      |                    |      |       |      |            |      |                           |      |             |      |
| Under 20 acres.....                   |                                       |      |       |      |            |      |                           |      |             |      |                                     |                                       |      |                    |      |       |      |            |      |                           |      |             |      |
| 20 to 49 acres.....                   |                                       |      |       |      |            |      |                           |      |             |      |                                     |                                       |      |                    |      |       |      |            |      |                           |      |             |      |
| 50 to 99 acres.....                   |                                       |      |       |      |            |      |                           |      |             |      |                                     |                                       |      |                    |      |       |      |            |      |                           |      |             |      |
| 100 to 174 acres.....                 |                                       |      |       |      |            |      |                           |      |             |      |                                     |                                       |      |                    |      |       |      |            |      |                           |      |             |      |
| 175 to 499 acres.....                 |                                       |      |       |      |            |      |                           |      |             |      |                                     |                                       |      |                    |      |       |      |            |      |                           |      |             |      |
| 500 to 999 acres.....                 |                                       |      |       |      |            |      |                           |      |             |      |                                     |                                       |      |                    |      |       |      |            |      |                           |      |             |      |
| 1,000 acres and over.....             |                                       |      |       |      |            |      |                           |      |             |      |                                     |                                       |      |                    |      |       |      |            |      |                           |      |             |      |
| <b>WEST OF THE MISSISSIPPI RIVER.</b> |                                       |      |       |      |            |      |                           |      |             |      |                                     |                                       |      |                    |      |       |      |            |      |                           |      |             |      |
| Total.....                            |                                       |      |       |      |            |      |                           |      |             |      |                                     |                                       |      |                    |      |       |      |            |      |                           |      |             |      |
| Under 20 acres.....                   |                                       |      |       |      |            |      |                           |      |             |      |                                     |                                       |      |                    |      |       |      |            |      |                           |      |             |      |
| 20 to 49 acres.....                   |                                       |      |       |      |            |      |                           |      |             |      |                                     |                                       |      |                    |      |       |      |            |      |                           |      |             |      |
| 50 to 99 acres.....                   |                                       |      |       |      |            |      |                           |      |             |      |                                     |                                       |      |                    |      |       |      |            |      |                           |      |             |      |
| 100 to 174 acres.....                 |                                       |      |       |      |            |      |                           |      |             |      |                                     |                                       |      |                    |      |       |      |            |      |                           |      |             |      |
| 175 to 499 acres.....                 |                                       |      |       |      |            |      |                           |      |             |      |                                     |                                       |      |                    |      |       |      |            |      |                           |      |             |      |
| 500 to 999 acres.....                 |                                       |      |       |      |            |      |                           |      |             |      |                                     |                                       |      |                    |      |       |      |            |      |                           |      |             |      |
| 1,000 acres and over.....             |                                       |      |       |      |            |      |                           |      |             |      |                                     |                                       |      |                    |      |       |      |            |      |                           |      |             |      |





SIZE OF FARMS.

All the changes shown in Table 10 are in the nature of increases, except for a decrease in the East North Central division in the value of live stock on farms of 1,000 acres and over, and a decrease in the West South Central division in the value of implements and machinery and of live stock on farms of the same size group. The decreases in the latter division in the value of these two classes of farm property for the large farms were so great, however, that the figures for the South as a whole show corresponding decreases. As previously explained, the decrease in the value of implements and machinery on the large farms of the West South Central division is apparent rather than real, but that in the value of live stock represents an actual condition.

The relative increases in the value of all farm property were greater in the Mountain division than in any other, ranging from 115.2 per cent for farms of less

than 20 acres to 288.5 per cent for those of from 50 to 99 acres. An examination of Table 10 shows that in the West North Central and in the West South Central divisions the highest rates of increase in the value of farm property were, with a few exceptions, for farms of the various classes from 175 acres upward, while in the South Atlantic and East South Central divisions and in the two western divisions the highest rates were in general for farms of the smaller sizes.

Average value of farm property per farm and per acre, by major size groups: 1910 and 1900.—Table 11 shows, by geographic divisions and sections, the average value of all farm property and of each class of property, per farm and per acre, in 1910 and 1900, for farms of the several major size groups. The absolute amounts on which these averages are based appear in Table 14. Similar averages for the individual states have not been computed.

SIZE OF FARMS—AVERAGE VALUE OF ALL FARM PROPERTY AND OF THE SEVERAL CLASSES, PER FARM AND PER ACRE, CLASSIFIED ACCORDING TO SIZE GROUPS, BY DIVISIONS AND SECTIONS: 1910 AND 1900.

Table 11: AVERAGE VALUE PER FARM. AVERAGE VALUE PER ACRE. Includes columns for Division or Section and Size Group, All farm property, Land, Buildings, Implements and machinery, Live stock, and Average Value per Farm/Acre for various size groups (1910, 1900).









The reason for the exception to general conditions referred to as existing in the East North Central division is to be found, at least in part, in differences in the geographic distribution of farms of the several size groups. In three of the states of the East North Central division—Ohio, Michigan, and Wisconsin—the average value of land per acre shows a gradual decline with increasing size of farms; and the fact that this is not true of the division as a whole is in part due to the fact that in Illinois, where the average value of land per acre is very much higher than in any of the other states of the division, there are relatively more farms containing from 100 to 999 acres than in any of the other states of the division. In Illinois itself, however, there are very conspicuous exceptions to the rule that the value of land per acre decreases with the size of farms, the average value per acre for farms of 175 to 499 acres being much higher, and that for farms of 100 to 174 acres and for farms of 500 to 999 acres considerably higher, than that for farms of the two size groups between 20 and 99 acres. This condition in Illinois is partly due to the fact that the farms in the central part of the state, where land values are the highest, are on the average larger than those in the southern part of the state, where land values are much lower; but it probably cannot be attributed wholly to this difference in the distribution of the farms. In Indiana the conditions as to the average value of land per acre for farms of the different size groups are substantially similar to those in Illinois, except that the differences are not so marked; and in Indiana it is impossible to attribute this condition to differences in the geographic distribution of farms of the several size groups within the state. The following are actual average values per acre of land in farms of the different size groups in Indiana and Illinois in 1910:

| SIZE GROUP.               | Indiana. | Illinois. |
|---------------------------|----------|-----------|
| Total.....                | \$52.36  | \$95.02   |
| Under 20 acres.....       | 111.71   | 202.00    |
| 20 to 49 acres.....       | 59.95    | 75.44     |
| 50 to 99 acres.....       | 60.18    | 78.08     |
| 100 to 174 acres.....     | 62.02    | 93.69     |
| 175 to 499 acres.....     | 63.87    | 101.93    |
| 500 to 999 acres.....     | 61.46    | 93.31     |
| 1,000 acres and over..... | 47.99    | 80.69     |

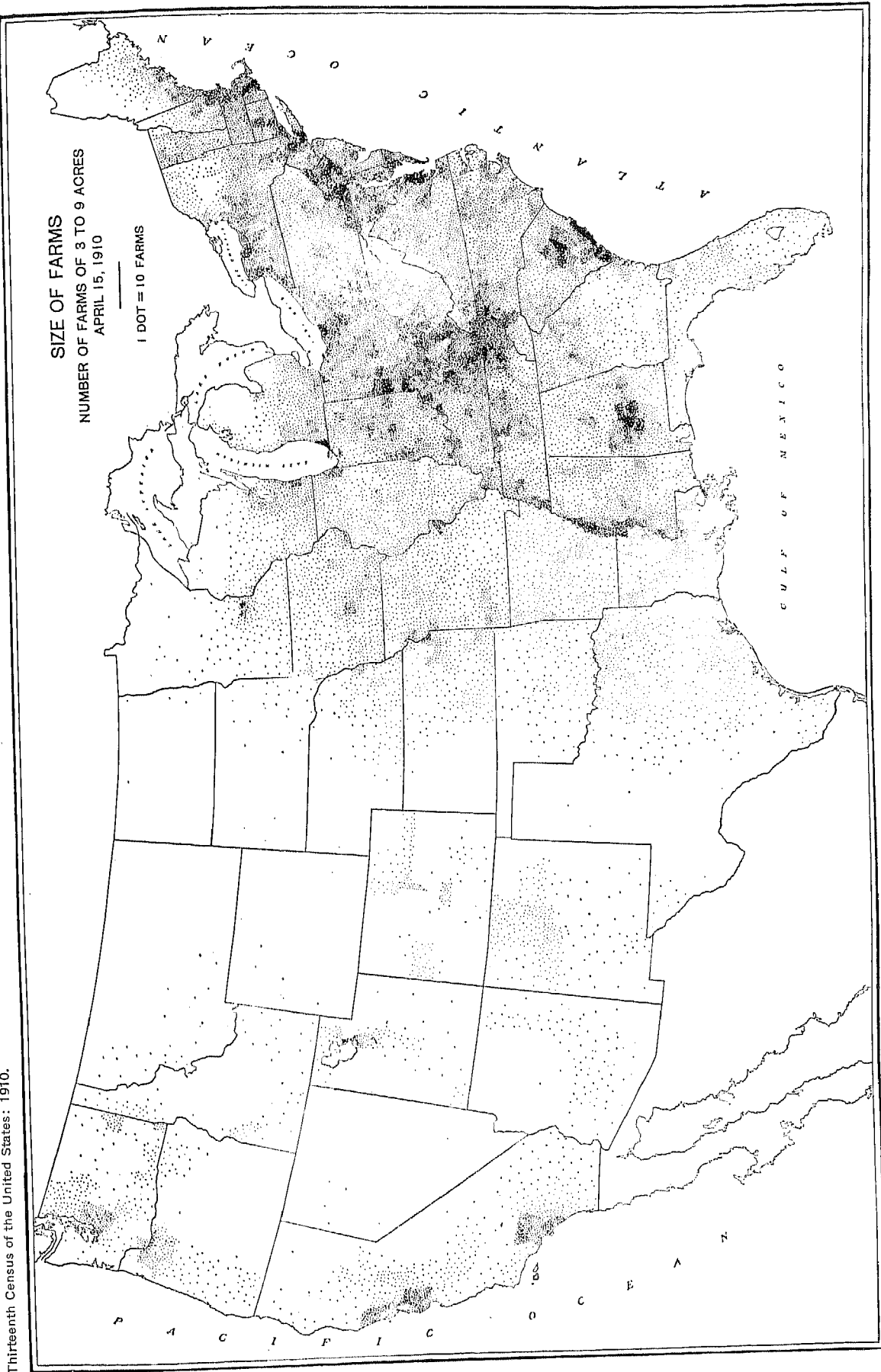
The East North Central division is the only division which shows a marked exception to the rule that the larger the farm the lower the value per acre of the land itself. There is no exception to the rule that the larger the farm the lower the average value of buildings and of implements and machinery per acre of land; and the only exception to the same rule with respect to live stock appears in the Mountain division, where in 1910 the farms of 500 to 999 acres showed a greater average value of live stock per acre of land than the farms of the two groups comprising farms from 100 to 499 acres in size. This apparent exception in the Mountain division is probably due to the fact that the

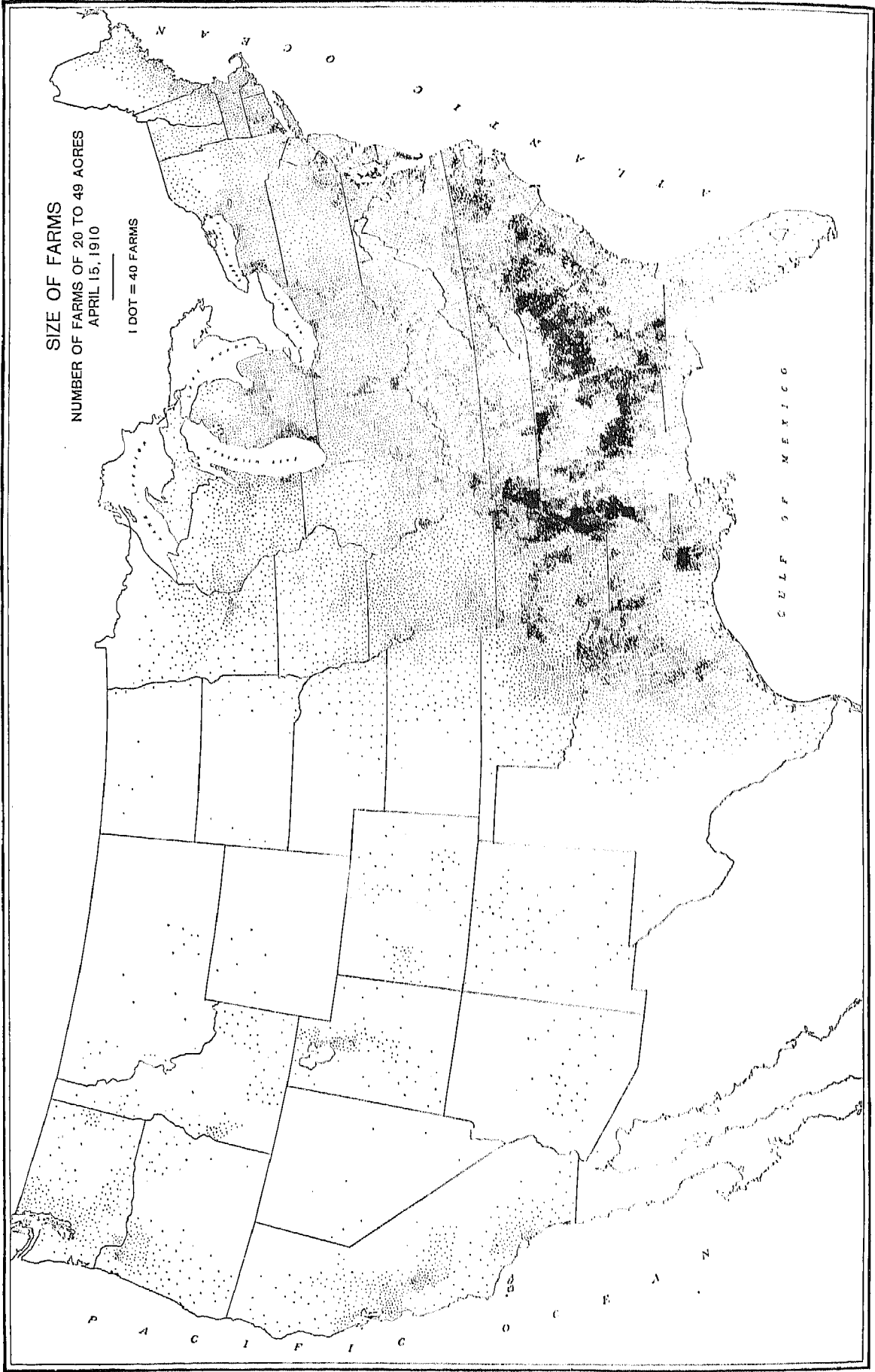
owners of many of the farms of 500 to 999 acres pasture live stock on public range land in addition to the land which they own. The average values of live stock per acre of land for farms of several of the size groups comprising the large farms in the West South Central, Mountain, and Pacific divisions are also probably exaggerated by reason of this practice of using public range land.

It is worthy of note that in the New England, Middle Atlantic, Mountain, and Pacific divisions the average value of all farm property per acre of land is very much higher for farms of 20 to 49 acres than for farms of 50 to 99 acres; but in the five most important agricultural divisions of the country—the East North Central, West North Central, and the three southern divisions—there is no very great difference between farms of these two size groups in this respect. One of the striking features of the table is the very high value of farm property per acre for the small farms of the Mountain division, and still more for those of the Pacific division. In the Pacific division, for example, the farms of less than 20 acres showed in 1910 an average value of all farm property per acre of \$642.90, and those of 20 to 49 acres an average of \$267.97. The high averages in these two divisions are partly due to the presence of numerous small and highly cultivated fruit and vegetable farms, many of which are irrigated. It may be noted that in the case of fruit farms a considerable part of the value consists of that of the fruit trees themselves, the bringing of which to a satisfactory bearing state often involves a large investment aside from the original cost of the land.

Increases took place between 1900 and 1910 in the average value of all farm property per acre in each of the size groups in each of the geographic divisions; and the same statement holds true with respect to the average value of land itself per acre and the average value of buildings per acre of land. The average value of implements and machinery per acre of land increased in each size group in all of the geographic divisions except the West South Central, where a decrease of 1 cent is shown in farms of 1,000 acres and over, this being due to the change in the classification of sugar machinery, previously explained. The larger farms show generally higher percentages of increase in these averages than the smaller farms, but there are some exceptions.

With respect to the average value of live stock per acre of land, decreases took place between 1900 and 1910 in the case of farms of 1,000 acres and over in the West North Central division, and in the case of farms of less than 20 acres, 100 to 174 acres, and 175 to 499 acres in the Mountain division. It is noteworthy, moreover, that in most of the geographic divisions the smaller farms show a greater relative increase in the value of live stock per acre of land than the larger farms.

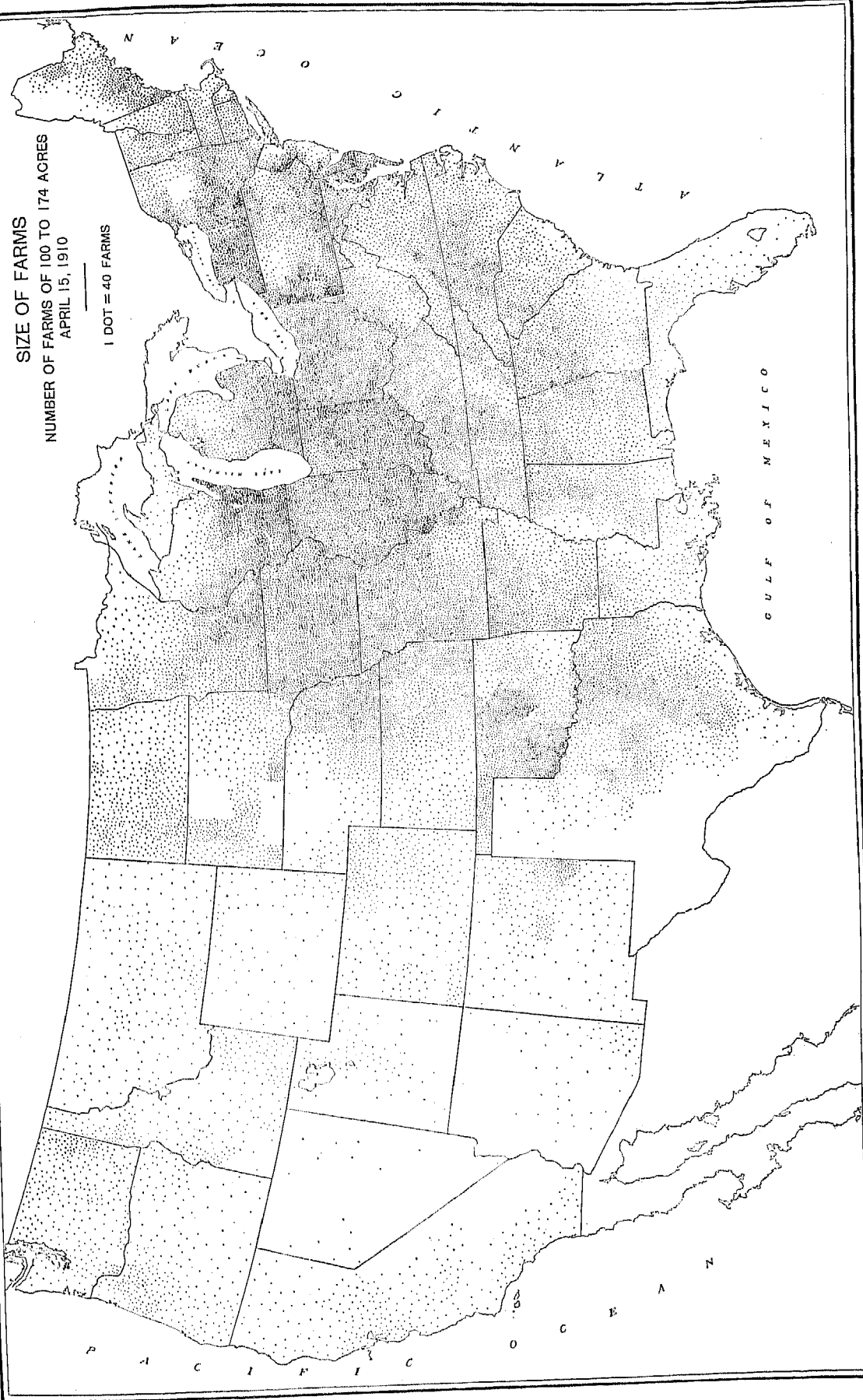


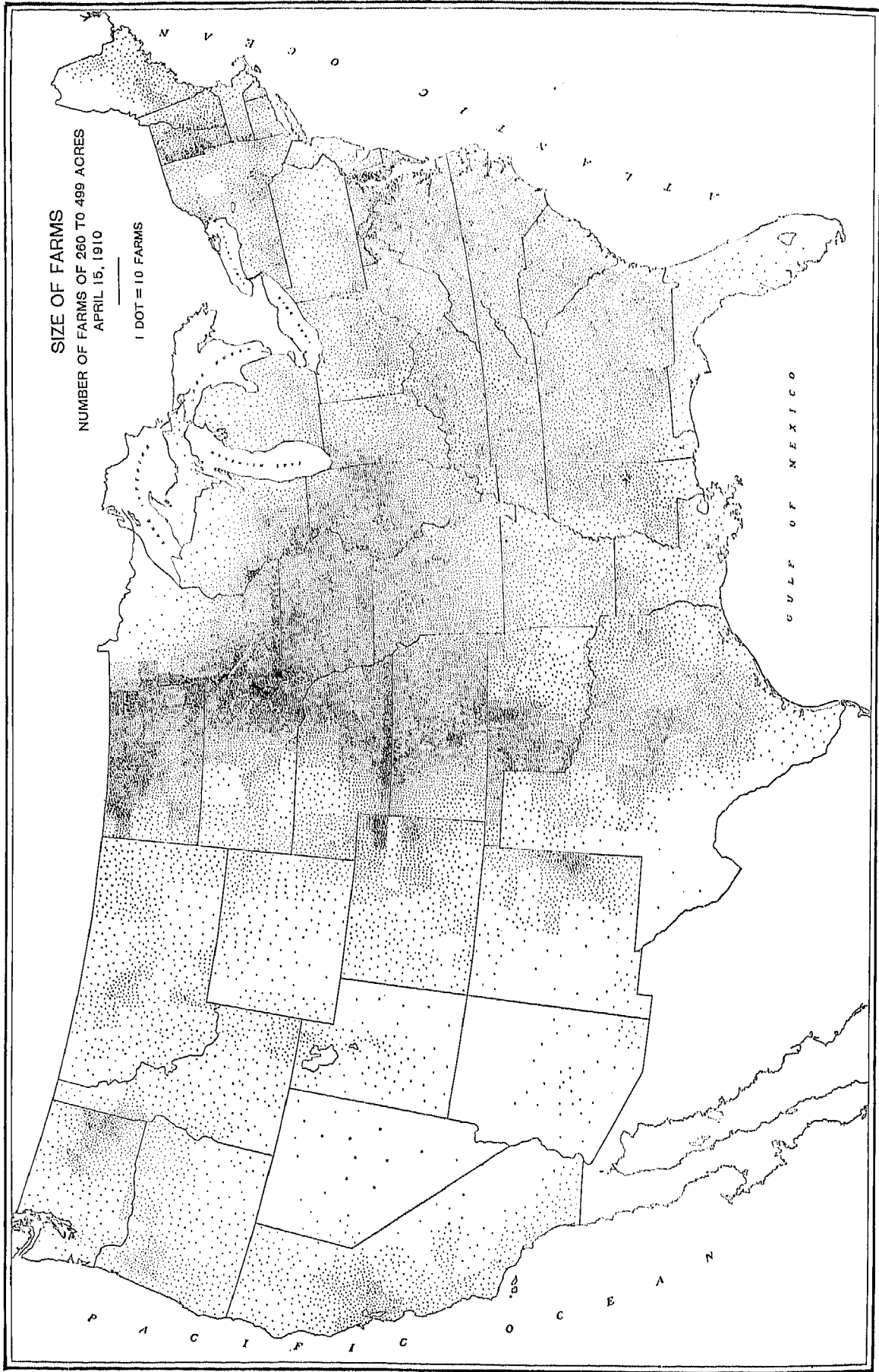


Thirteenth Census of the United States: 1910.

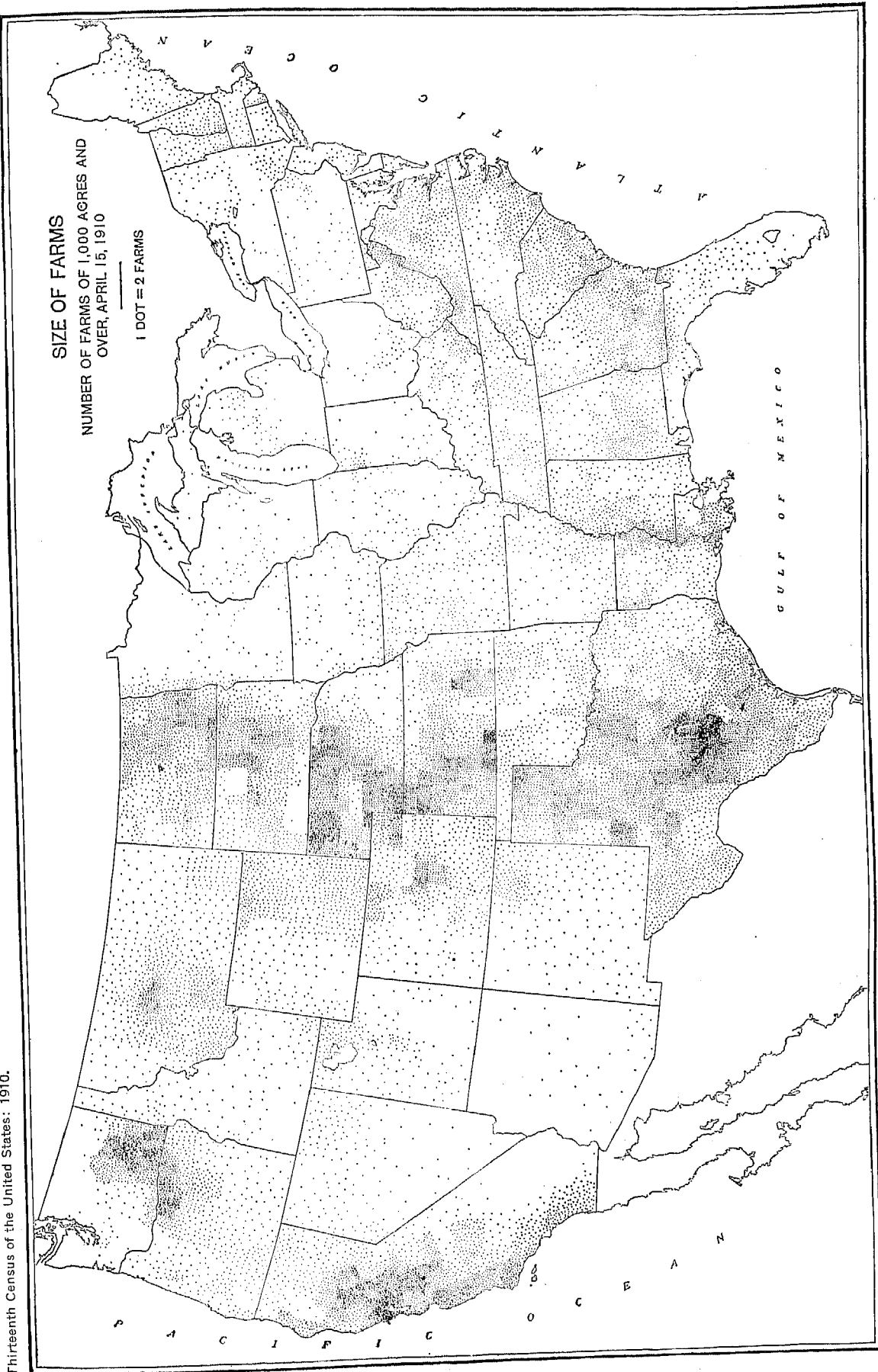
SIZE OF FARMS  
NUMBER OF FARMS OF 100 TO 174 ACRES  
APRIL 15, 1910

1 DOT = 40 FARMS





Thirteenth Census of the United States: 1910.



## DETAILED TABLES.

Table 13 shows, for the seven size groups, the number of farms, total farm acreage, and improved acreage, together with the percentage of farm land improved and the per cent distribution of each item, by divisions and states, for 1910 and 1900.

Table 14 gives the value of all farm property and of the various classes of property, for the seven size groups, by divisions and states, for 1910 and 1900.

Table 15 shows the value of land and buildings combined, together with the per cent distribution and the average values per farm and per acre, for the seven size groups, by geographic divisions and states, for 1910 and 1900.

Table 16 gives the number of farms as reported at the several censuses from 1880 to 1910, together with amounts and percentages of increase or decrease for each decade, and the per cent distribution at each

census, so far as available, for all size groups, by geographic divisions and states.

Table 17 shows the number of farms reporting and the value of domestic animals, poultry, and bees for each of the seven size groups, by geographic divisions and states, for 1910 and 1900.

Table 18 shows the number of farms in each of the seven size groups reporting domestic animals of each class, by geographic divisions and states, for 1910 and 1900.

Table 19 shows the value of each class of domestic animals in each of the seven size groups, by geographic divisions and states, for 1910.

Table 20 shows the number and value of the several classes of mature domestic animals in each of the seven size groups, by geographic divisions and states, for 1910.







SIZE OF FARMS—NUMBER OF FARMS AND ACREAGE OF ALL LAND AND OF IMPROVED LAND, WITH PERCENTAGE OF FARM LAND IMPROVED, BY DIVISIONS AND STATES: 1910 AND 1900—Continued.

Table 13-Continued. Table with columns for Division or State and Size Group, Number of Farms (1910, 1900), All Land in Farms (Acres) (1910, 1900), Improved Land in Farms (Acres) (1910, 1900), Percent of Farm Land Improved (1910, 1900), and Percent of Total (Number of Farms, All Land, Improved Land) (1910, 1900). Rows are categorized by region: EAST NORTH CENTRAL (Ohio, Indiana, Illinois, Michigan, Wisconsin), WEST NORTH CENTRAL (Minnesota, Iowa, Missouri, North Dakota, South Dakota, Nebraska), and other regional sub-totals.







SIZE OF FARMS—VALUE OF ALL PROPERTY AND OF THE SEVERAL CLASSES FOR FARMS CLASSIFIED ACCORDING TO MAJOR SIZE GROUPS, BY DIVISIONS AND STATES: 1910 AND 1900.

Table 14

DIVISION OR STATE AND SIZE GROUP.

Table with 11 columns: Division or State and Size Group, All Farm Property (1910, 1900), Land (1910, 1900), Buildings (1910, 1900), Implements and Machinery (1910, 1900), Live Stock (1910, 1900). Rows include United States, Geographic Divisions (New England, Middle Atlantic, East North Central, West North Central, South Atlantic, East South Central, West South Central, Mountain), and various farm size groups (Total, Under 20 acres, 20 to 49 acres, etc.).











SIZE OF FARMS—VALUE OF ALL PROPERTY AND OF THE SEVERAL CLASSES FOR FARMS CLASSIFIED ACCORDING TO MAJOR SIZE GROUPS, BY DIVISIONS AND STATES: 1910 AND 1900—Continued.

Table 14—Continued. ALL FARM PROPERTY. LAND. BUILDINGS. IMPLEMENTS AND MACHINERY. LIVE STOCK. EAST SOUTH CENTRAL. Kentucky, total. Tennessee, total. Alabama, total. Mississippi, total. WEST SOUTH CENTRAL. Arkansas, total. Louisiana, total. Oklahoma, total. Texas, total. MOUNTAIN. Montana, total. Idaho, total.

1 Includes Indian Territory.















SIZE OF FARMS.

SIZE OF FARMS—VALUE OF LAND AND BUILDINGS, WITH AVERAGES PER FARM AND PER ACRE, CLASSIFIED ACCORDING TO MAJOR SIZE GROUPS, BY DIVISIONS AND STATES: 1910 AND 1900—Continued.

| Table 15—Continued.<br>DIVISION OR STATE AND SIZE GROUP. | LAND AND BUILDINGS. |              | PER CENT OF TOTAL. |       | AVERAGE PER FARM. |         | AVERAGE PER ACRE. |         |
|--|---------------------|--------------|--------------------|-------|-------------------|---------|-------------------|---------|
|  | 1910                | 1900         | 1910               | 1900  | 1910              | 1900    | 1910              | 1900    |
| <b>MOUNTAIN—Continued.</b>                               |                     |              |                    |       |                   |         |                   |         |
| Utah, total.....   | \$117,545,332       | \$50,778,350 | 100.0              | 100.0 | \$5,423           | \$2,619 | \$34.60           | \$12.33 |
| Under 20 acres.....                                      | 11,909,852          | 5,077,480    | 10.2               | 10.0  | 2,567             | 1,208   | 262.93            | 124.66  |
| 20 to 49 acres.....                                      | 22,188,727          | 10,299,170   | 18.9               | 20.3  | 3,998             | 1,968   | 122.47            | 59.43   |
| 50 to 99 acres.....                                      | 20,965,001          | 9,812,010    | 17.8               | 19.3  | 5,028             | 2,623   | 71.40             | 36.49   |
| 100 to 174 acres.....                                    | 19,690,152          | 8,576,900    | 16.8               | 16.9  | 5,380             | 2,550   | 38.41             | 17.87   |
| 175 to 499 acres.....                                    | 21,359,610          | 9,163,170    | 18.2               | 18.0  | 7,967             | 4,161   | 28.06             | 15.19   |
| 500 to 999 acres.....                                    | 7,626,182           | 2,664,500    | 6.5                | 5.2   | 13,841            | 7,240   | 20.61             | 10.91   |
| 1,000 acres and over.....                                | 13,718,908          | 5,185,120    | 11.7               | 10.2  | 35,177            | 20,908  | 10.98             | 2.25    |
| Nevada, total.....                                       | 39,609,339          | 15,615,710   | 100.0              | 100.0 | 14,730            | 7,150   | 14.59             | 6.09    |
| Under 20 acres.....                                      | 601,713             | 190,410      | 1.5                | 1.2   | 2,220             | 810     | 321.08            | 96.36   |
| 20 to 49 acres.....                                      | 1,023,280           | 260,200      | 2.6                | 1.7   | 3,198             | 1,126   | 99.08             | 34.30   |
| 50 to 99 acres.....                                      | 1,973,575           | 488,930      | 5.0                | 3.1   | 4,802             | 2,263   | 62.74             | 30.53   |
| 100 to 174 acres.....                                    | 3,464,547           | 1,575,190    | 8.7                | 10.1  | 6,242             | 3,570   | 42.45             | 28.39   |
| 175 to 499 acres.....                                    | 6,431,919           | 2,770,600    | 16.2               | 17.7  | 11,911            | 5,488   | 38.46             | 17.49   |
| 500 to 999 acres.....                                    | 4,804,820           | 2,053,980    | 12.1               | 13.2  | 19,374            | 7,349   | 27.35             | 11.41   |
| 1,000 acres and over.....                                | 21,309,485          | 8,276,400    | 53.8               | 53.0  | 61,946            | 25,310  | 9.49              | 3.86    |
| <b>PACIFIC</b>   |                     |              |                    |       |                   |         |                   |         |
| Washington, total.....                                   | 571,968,457         | 115,609,710  | 100.0              | 100.0 | 10,179            | 3,482   | 48.84             | 13.60   |
| Under 20 acres.....                                      | 50,780,592          | 3,734,500    | 8.9                | 3.2   | 4,823             | 1,235   | 558.30            | 131.17  |
| 20 to 49 acres.....                                      | 61,496,331          | 6,490,450    | 10.8               | 5.6   | 5,998             | 1,533   | 186.99            | 44.96   |
| 50 to 99 acres.....                                      | 52,667,859          | 9,067,440    | 9.2                | 7.8   | 7,413             | 2,067   | 100.69            | 27.31   |
| 100 to 174 acres.....                                    | 94,207,452          | 25,243,610   | 16.5               | 21.8  | 6,785             | 2,244   | 45.23             | 14.28   |
| 175 to 499 acres.....                                    | 132,453,455         | 35,359,740   | 23.2               | 30.6  | 14,374            | 4,819   | 45.70             | 14.89   |
| 500 to 999 acres.....                                    | 90,553,407          | 18,389,000   | 15.8               | 15.9  | 26,014            | 9,126   | 37.07             | 13.09   |
| 1,000 acres and over.....                                | 89,809,361          | 17,315,370   | 15.7               | 15.0  | 52,033            | 18,265  | 26.85             | 7.07    |
| Oregon, total.....                                       | 455,576,309         | 132,337,514  | 100.0              | 100.0 | 10,012            | 3,693   | 38.99             | 13.14   |
| Under 20 acres.....                                      | 23,517,363          | 4,031,855    | 5.2                | 3.0   | 3,900             | 1,313   | 426.60            | 135.30  |
| 20 to 49 acres.....                                      | 37,054,879          | 7,192,420    | 8.3                | 5.4   | 5,467             | 1,762   | 165.82            | 51.13   |
| 50 to 99 acres.....                                      | 48,774,337          | 10,518,760   | 10.7               | 7.9   | 7,173             | 2,251   | 98.37             | 29.99   |
| 100 to 174 acres.....                                    | 82,682,016          | 23,970,966   | 18.1               | 18.1  | 6,885             | 2,168   | 47.15             | 14.55   |
| 175 to 499 acres.....                                    | 124,131,252         | 44,780,828   | 27.2               | 33.8  | 13,286            | 4,853   | 44.46             | 15.90   |
| 500 to 999 acres.....                                    | 59,579,881          | 19,928,580   | 13.1               | 15.1  | 21,937            | 8,167   | 31.75             | 12.02   |
| 1,000 acres and over.....                                | 79,236,581          | 21,914,105   | 17.4               | 16.6  | 46,175            | 17,027  | 17.67             | 6.39    |
| California, total.....                                   | 1,450,601,488       | 707,912,960  | 100.0              | 100.0 | 16,447            | 9,759   | 51.93             | 24.56   |
| Under 20 acres.....                                      | 133,881,517         | 53,390,550   | 9.2                | 7.5   | 5,944             | 3,540   | 666.67            | 369.04  |
| 20 to 49 acres.....                                      | 192,709,674         | 70,970,890   | 13.3               | 10.0  | 9,353             | 5,413   | 308.01            | 183.94  |
| 50 to 99 acres.....                                      | 149,304,205         | 59,248,950   | 10.3               | 8.4   | 13,988            | 7,345   | 198.41            | 102.49  |
| 100 to 174 acres.....                                    | 161,032,374         | 74,150,220   | 11.1               | 10.5  | 13,403            | 5,619   | 94.20             | 38.12   |
| 175 to 499 acres.....                                    | 271,773,253         | 127,743,720  | 18.7               | 18.0  | 21,654            | 9,823   | 71.21             | 31.95   |
| 500 to 999 acres.....                                    | 164,156,673         | 87,544,830   | 11.3               | 12.4  | 32,068            | 16,428  | 46.43             | 23.76   |
| 1,000 acres and over.....                                | 377,563,732         | 234,363,800  | 20.0               | 33.2  | 80,453            | 49,414  | 21.84             | 12.98   |





SIZE OF FARMS—NUMBER OF FARMS, WITH INCREASE AND PER CENT DISTRIBUTION, CLASSIFIED ACCORDING TO SIZE GROUPS, BY DIVISIONS AND STATES: 1880-1910—Continued.

[No data available for certain items in 1880 and 1880. A minus sign (-) denotes decrease.]

Table 16—Continued. Table with columns for Division or State and Size Group, Number of Farms (1910, 1900, 1890, 1880), Increase (1900-1910, 1890-1900, 1880-1890) in Amount and Percent, and Percent of Total (1910, 1900, 1890, 1880). Rows include New England (New Hampshire, Vermont, Massachusetts, Rhode Island, Connecticut) and Middle Atlantic (New York).

1 Less than one-tenth of 1 per cent.



SIZE OF FARMS—NUMBER OF FARMS, WITH INCREASE AND PER CENT DISTRIBUTION, CLASSIFIED ACCORDING TO SIZE GROUPS, BY DIVISIONS AND STATES: 1880-1910—Continued.

[No data available for certain items in 1880 and 1880. A minus sign (-) denotes decrease.]

Table 16—Continued.

Table with columns: DIVISION OR STATE AND SIZE GROUP, NUMBER OF FARMS (1910, 1900, 1890, 1880), INCREASE (1900-1910, 1890-1900, 1880-1890), and PER CENT OF TOTAL (1910, 1900, 1890, 1880). Rows include Wisconsin, West North Central (Minnesota, Iowa, Missouri, North Dakota, South Dakota), and various farm size categories.

1 Figures for Dakota.

2 Less than one-tenth of 1 per cent.













Data pertaining to live stock on farms classified by size of farms: 1910 and 1900.—Table 17 shows for the United States, geographic divisions, and the several states, the number of farms reporting domestic animals, poultry, and bees, together with their value, for 1910 and 1900, classified according to the size of the farm. It should be noted that it would be improper to present statistics classifying the number of domestic animals in this way, because any figures showing the total number of cattle, sheep, swine, etc., would have very little meaning.

Table 18 shows, for 1910 and 1900, for the United States, geographic divisions, and individual states, the number of farms reporting cattle of any kind, dairy cows, horses, mules, sheep, and swine. Similar statis-

tics by age and sex groups of cattle and age groups of other classes of live stock are not given, being considered of little value.

Table 19 shows for the United States, geographic divisions, and states, the value of cattle, horses, mules, asses and burros, sheep, goats, and swine, classified according to the size of the farm. Comparable data for 1900 are not available.

Table 20 shows the number and value of dairy cows, mature horses, mature mules, mature sheep, and mature swine, for 1910. These classes of domestic animals have been selected and corresponding data for 1900 have been omitted, because the different dates at which the Twelfth and Thirteenth Censuses were taken made the figures for other age groups not comparable.



LIVE STOCK ON FARMS CLASSIFIED BY SIZE OF FARMS—NUMBER OF FARMS REPORTING AND VALUE OF DOMESTIC ANIMALS, POULTRY, AND BEES, BY DIVISIONS AND STATES: 1910 AND 1900—Continued.

Table 17-Continued. DOMESTIC ANIMALS. POULTRY. BEES. DIVISION OR STATE AND SIZE GROUP. Farms reporting. Value. Farms reporting. Value. Farms reporting. Value. GEOGRAPHIC DIVISIONS-Continued. MOUNTAIN. PACIFIC. NEW ENGLAND. MIDDLE ATLANTIC.





LIVE STOCK ON FARMS CLASSIFIED BY SIZE OF FARMS—NUMBER OF FARMS REPORTING AND VALUE OF DOMESTIC ANIMALS, POULTRY, AND BEES, BY DIVISIONS AND STATES: 1910 AND 1900—Continued.

| Table 17—Continued.<br>DIVISION OR STATE AND SIZE GROUP. | DOMESTIC ANIMALS. |                |                      |                     | POULTRY.         |                |                    |                  | BEES.            |               |                 |                 |
|--|-------------------|----------------|----------------------|---------------------|------------------|----------------|--------------------|------------------|------------------|---------------|-----------------|-----------------|
|  | Farms reporting.  |                | Value.               |                     | Farms reporting. |                | Value.             |                  | Farms reporting. |               | Value.          |                 |
|  | 1910              | 1900           | 1910                 | 1900                | 1910             | 1900           | 1910               | 1900             | 1910             | 1900          | 1910            | 1900            |
| <b>WEST NORTH CENTRAL—Continued.</b>                     |                   |                |                      |                     |                  |                |                    |                  |                  |               |                 |                 |
| <b>South Dakota, total..</b>                             | <b>72,665</b>     | <b>51,042</b>  | <b>\$124,841,010</b> | <b>\$64,287,578</b> | <b>61,561</b>    | <b>44,756</b>  | <b>\$2,356,465</b> | <b>\$856,966</b> | <b>1,355</b>     | <b>387</b>    | <b>\$31,650</b> | <b>\$10,068</b> |
| Under 20 acres.....                                      | 655               | 760            | 358,868              | 2,000,871           | 593              | 521            | 18,752             | 6,778            | 46               | 14            | 1,719           | 1,016           |
| 20 to 49 acres.....                                      | 966               | 863            | 566,957              | 201,163             | 770              | 658            | 25,438             | 10,537           | 25               | 13            | 1,010           | 250             |
| 50 to 99 acres.....                                      | 2,119             | 1,895          | 1,551,826            | 880,817             | 1,676            | 1,534          | 56,224             | 25,378           | 70               | 31            | 2,414           | 843             |
| 100 to 174 acres.....                                    | 23,910            | 15,348         | 22,026,952           | 13,193,973          | 18,660           | 13,626         | 550,201            | 214,010          | 346              | 109           | 6,364           | 1,916           |
| 175 to 499 acres.....                                    | 32,637            | 23,083         | 37,546,647           | 22,476,067          | 29,975           | 21,244         | 1,255,679          | 426,433          | 663              | 172           | 14,552          | 4,001           |
| 500 to 999 acres.....                                    | 9,617             | 7,058          | 27,933,434           | 12,400,612          | 8,020            | 5,534          | 361,262            | 136,037          | 151              | 32            | 3,700           | 1,634           |
| 1,000 acres and over.....                                | 2,161             | 2,035          | 14,796,326           | 12,954,075          | 1,867            | 1,639          | 88,909             | 37,793           | 54               | 16            | 1,891           | 428             |
| <b>Nebraska, total.....</b>                              | <b>126,649</b>    | <b>119,019</b> | <b>217,849,050</b>   | <b>142,769,629</b>  | <b>115,591</b>   | <b>108,504</b> | <b>4,219,158</b>   | <b>2,374,930</b> | <b>12,538</b>    | <b>12,130</b> | <b>152,676</b>  | <b>199,563</b>  |
| Under 20 acres.....                                      | 3,847             | 3,103          | 1,237,714            | 1,145,897           | 3,600            | 2,674          | 98,946             | 36,936           | 395              | 316           | 6,909           | 7,362           |
| 20 to 49 acres.....                                      | 4,226             | 4,762          | 2,449,231            | 1,698,375           | 3,526            | 3,843          | 111,069            | 72,612           | 441              | 496           | 6,199           | 19,184          |
| 50 to 99 acres.....                                      | 12,081            | 16,893         | 9,588,686            | 5,087,961           | 10,106           | 14,004         | 336,253            | 279,213          | 1,054            | 1,638         | 12,190          | 26,528          |
| 100 to 174 acres.....                                    | 43,237            | 45,812         | 51,858,300           | 33,885,612          | 39,762           | 41,865         | 1,451,271          | 882,890          | 4,254            | 4,391         | 45,885          | 66,823          |
| 175 to 499 acres.....                                    | 46,805            | 40,044         | 92,990,734           | 54,493,001          | 44,493           | 38,354         | 1,796,752          | 914,808          | 5,722            | 4,793         | 68,177          | 76,233          |
| 500 to 999 acres.....                                    | 12,607            | 6,046          | 29,228,435           | 18,176,429          | 10,587           | 5,696          | 311,504            | 133,748          | 544              | 417           | 9,637           | 9,323           |
| 1,000 acres and over.....                                | 3,846             | 2,359          | 31,088,950           | 28,282,354          | 3,517            | 2,068          | 113,363            | 44,723           | 128              | 79            | 3,679           | 3,040           |
| <b>Kansas, total.....</b>                                | <b>173,491</b>    | <b>168,720</b> | <b>245,928,421</b>   | <b>186,317,248</b>  | <b>162,165</b>   | <b>155,834</b> | <b>7,377,469</b>   | <b>4,356,997</b> | <b>16,869</b>    | <b>18,295</b> | <b>218,612</b>  | <b>277,967</b>  |
| Under 20 acres.....                                      | 7,098             | 6,278          | 1,939,637            | 1,905,539           | 6,741            | 5,489          | 189,680            | 103,762          | 599              | 517           | 11,530          | 10,694          |
| 20 to 49 acres.....                                      | 10,011            | 11,484         | 4,342,915            | 3,130,807           | 8,607            | 9,665          | 299,371            | 195,151          | 875              | 954           | 13,050          | 15,509          |
| 50 to 99 acres.....                                      | 25,332            | 31,048         | 16,985,972           | 12,731,070          | 22,961           | 27,434         | 918,216            | 608,267          | 2,444            | 3,148         | 29,129          | 42,500          |
| 100 to 174 acres.....                                    | 56,508            | 57,122         | 58,147,559           | 39,369,072          | 52,475           | 53,717         | 2,364,093          | 1,431,283        | 5,605            | 6,370         | 65,167          | 85,707          |
| 175 to 499 acres.....                                    | 60,817            | 50,410         | 105,165,139          | 64,427,843          | 58,276           | 48,093         | 2,960,439          | 1,588,033        | 6,407            | 6,257         | 82,726          | 99,524          |
| 500 to 999 acres.....                                    | 10,396            | 8,894          | 32,334,867           | 28,510,896          | 8,648            | 8,343          | 506,250            | 269,853          | 749              | 832           | 12,185          | 15,233          |
| 1,000 acres and over.....                                | 3,329             | 3,514          | 27,010,612           | 29,232,021          | 3,067            | 3,093          | 149,420            | 100,648          | 190              | 217           | 4,820           | 4,741           |
| <b>SOUTH ATLANTIC</b>                                    |                   |                |                      |                     |                  |                |                    |                  |                  |               |                 |                 |
| <b>Delaware, total.....</b>                              | <b>10,450</b>     | <b>9,511</b>   | <b>6,243,368</b>     | <b>3,733,335</b>    | <b>10,095</b>    | <b>9,312</b>   | <b>560,146</b>     | <b>357,475</b>   | <b>1,119</b>     | <b>1,684</b>  | <b>13,609</b>   | <b>20,244</b>   |
| Under 20 acres.....                                      | 1,311             | 796            | 261,381              | 97,172              | 1,244            | 782            | 56,896             | 16,576           | 77               | 81            | 1,414           | 1,907           |
| 20 to 49 acres.....                                      | 1,909             | 1,532          | 537,301              | 264,674             | 1,800            | 1,472          | 75,380             | 38,713           | 183              | 231           | 2,248           | 2,377           |
| 50 to 99 acres.....                                      | 2,925             | 2,598          | 1,846,222            | 761,335             | 2,844            | 2,540          | 146,880            | 89,761           | 374              | 483           | 4,129           | 4,768           |
| 100 to 174 acres.....                                    | 2,829             | 2,898          | 2,078,428            | 1,285,615           | 2,770            | 2,853          | 171,310            | 122,482          | 330              | 587           | 3,760           | 7,106           |
| 175 to 499 acres.....                                    | 1,422             | 1,612          | 1,909,850            | 1,231,444           | 1,385            | 1,593          | 104,855            | 84,934           | 151              | 285           | 1,999           | 3,927           |
| 500 to 999 acres.....                                    | 50                | 70             | 108,050              | 90,407              | 48               | 6              | 4,453              | 4,999            | 3                | 17            | 39              | 159             |
| 1,000 acres and over.....                                | 4                 | 5              | 6,996                | 4,688               | 4                | 3              | 372                | 110              | 1                | 20            | 20              | 20              |
| <b>Maryland, total.....</b>                              | <b>48,672</b>     | <b>44,408</b>  | <b>30,649,961</b>    | <b>19,636,844</b>   | <b>46,054</b>    | <b>42,295</b>  | <b>1,858,570</b>   | <b>1,158,020</b> | <b>4,186</b>     | <b>5,098</b>  | <b>61,603</b>   | <b>61,013</b>   |
| Under 20 acres.....                                      | 8,732             | 7,348          | 1,409,934            | 901,879             | 8,963            | 6,888          | 200,924            | 103,819          | 487              | 449           | 8,925           | 6,044           |
| 20 to 49 acres.....                                      | 9,244             | 7,379          | 2,415,943            | 1,467,406           | 8,058            | 6,900          | 237,731            | 138,556          | 634              | 675           | 8,803           | 7,226           |
| 50 to 99 acres.....                                      | 9,760             | 9,096          | 4,507,468            | 2,689,294           | 9,511            | 8,737          | 375,502            | 216,533          | 961              | 1,140         | 11,759          | 12,072          |
| 100 to 174 acres.....                                    | 11,352            | 11,342         | 9,405,601            | 5,927,067           | 11,123           | 10,006         | 537,545            | 347,754          | 1,198            | 1,617         | 16,234          | 20,518          |
| 175 to 499 acres.....                                    | 8,012             | 8,579          | 11,088,577           | 7,422,914           | 7,842            | 8,263          | 459,813            | 321,605          | 842              | 1,136         | 14,629          | 14,056          |
| 500 to 999 acres.....                                    | 501               | 585            | 1,175,914            | 864,755             | 481              | 554            | 37,350             | 26,702           | 54               | 71            | 1,075           | 961             |
| 1,000 acres and over.....                                | 81                | 79             | 286,629              | 163,829             | 76               | 67             | 6,705              | 3,051            | 10               | 10            | 178             | 114             |
| <b>Dist. Columbia, total.....</b>                        | <b>204</b>        | <b>263</b>     | <b>145,573</b>       | <b>122,019</b>      | <b>159</b>       | <b>95</b>      | <b>6,477</b>       | <b>3,108</b>     | <b>13</b>        | <b>7</b>      | <b>790</b>      | <b>199</b>      |
| Under 20 acres.....                                      | 111               | 149            | 27,817               | 40,571              | 77               | 51             | 1,914              | 1,643            | 5                | 3             | 190             | 142             |
| 20 to 49 acres.....                                      | 63                | 70             | 26,906               | 31,870              | 54               | 26             | 2,560              | 918              | 6                | 2             | 475             | 15              |
| 50 to 99 acres.....                                      | 17                | 31             | 13,028               | 26,721              | 16               | 13             | 727                | 342              | 1                | 2             | 50              | 42              |
| 100 to 174 acres.....                                    | 10                | 9              | 40,708               | 5,212               | 9                | 9              | 388                | 150              | 1                | 1             | 75              | 75              |
| 175 to 499 acres.....                                    | 3                 | 2              | 37,114               | 6,441               | 3                | 2              | 890                | 55               | 1                | 1             | 75              | 75              |
| 500 to 999 acres.....                                    |                   |                |                      | 14,204              |                  |                |                    |                  |                  |               |                 |                 |
| 1,000 acres and over.....                                |                   |                |                      |                     |                  |                |                    |                  |                  |               |                 |                 |
| <b>Virginia, total.....</b>                              | <b>175,819</b>    | <b>161,108</b> | <b>71,192,843</b>    | <b>39,831,552</b>   | <b>170,207</b>   | <b>154,123</b> | <b>3,295,962</b>   | <b>1,886,768</b> | <b>22,437</b>    | <b>25,744</b> | <b>302,623</b>  | <b>308,417</b>  |
| Under 20 acres.....                                      | 34,743            | 29,529         | 4,000,782            | 1,936,314           | 34,344           | 28,180         | 411,210            | 198,545          | 1,863            | 1,679         | 31,128          | 16,445          |
| 20 to 49 acres.....                                      | 40,619            | 33,608         | 7,351,819            | 3,428,883           | 38,691           | 32,671         | 552,800            | 281,587          | 3,303            | 4,274         | 37,573          | 32,548          |
| 50 to 99 acres.....                                      | 37,502            | 33,204         | 11,171,565           | 5,363,221           | 36,180           | 30,518         | 675,035            | 350,720          | 5,008            | 5,478         | 59,750          | 61,340          |
| 100 to 174 acres.....                                    | 32,678            | 32,057         | 15,186,880           | 8,133,940           | 31,663           | 31,211         | 749,709            | 433,935          | 5,973            | 6,040         | 75,787          | 83,036          |
| 175 to 499 acres.....                                    | 25,879            | 27,549         | 22,791,551           | 13,419,439          | 25,142           | 26,807         | 819,319            | 495,378          | 5,399            | 6,888         | 82,944          | 94,953          |
| 500 to 999 acres.....                                    | 3,414             | 4,072          | 6,891,009            | 4,486,936           | 3,282            | 3,898          | 141,076            | 94,535           | 705              | 1,008         | 11,304          | 14,765          |
| 1,000 acres and over.....                                | 984               | 1,089          | 4,289,287            | 3,062,814           | 905              | 838            | 49,813             | 32,068           | 186              | 277           | 4,187           | 5,330           |
| <b>West Virginia, total.....</b>                         | <b>92,179</b>     | <b>89,153</b>  | <b>41,318,436</b>    | <b>29,231,832</b>   | <b>89,203</b>    | <b>85,041</b>  | <b>1,628,700</b>   | <b>963,805</b>   | <b>24,035</b>    | <b>25,240</b> | <b>388,937</b>  | <b>375,622</b>  |
| Under 20 acres.....                                      | 13,006            | 11,317         | 1,647,452            | 1,022,845           | 12,816           | 10,932         | 147,291            | 78,610           | 1,636            | 1,318         | 22,559          | 15,993          |
| 20 to 49 acres.....                                      | 19,238            | 18,856         | 3,976,643            | 2,641,321           | 18,497           | 18,196         | 287,514            | 159,056          | 3,809            | 3,615         | 51,997          | 48,131          |
| 50 to 99 acres.....                                      | 26,201            | 24,892         | 8,815,717            | 5,788,632           | 25,334           | 23,682         | 438,571            | 250,216          | 6,979            | 9,915         | 104,753         | 96,458          |
| 100 to 174 acres.....                                    | 19,864            | 19,942         | 10,933,060           | 7,535,312           | 19,216           | 18,420         | 417,712            | 248,536          | 6,519            | 7,022         | 108,914         | 105,180         |
| 175 to 499 acres.....                                    | 12,141            | 12,517         | 11,843,175           | 8,618,517           | 11,724           | 11,857         | 315,644            | 191,746          | 4,461            | 5,444         | 86,913          | 96,940          |
| 500 to 999 acres.....                                    | 1,298             | 1,493          | 2,550,935            | 2,169,247           | 1,223            | 1,413          | 38,162             | 25,065           | 486              | 663           | 9,944           | 12,198          |
| 1,000 acres and over.....                                | 431               | 606            | 1,531,448            | 1,455,958           | 393              | 541            | 18,806             | 10,576           | 145              | 263           | 3,857           | 5,822           |
| <b>North Carolina, total.....</b>                        | <b>240,103</b>    | <b>212,591</b> | <b>60,050,731</b>    | <b>28,242,147</b>   | <b>223,808</b>   | <b>198,712</b> | <b>2,912,570</b>   | <b>1,434,158</b> | <b>36,248</b>    | <b>41,051</b> | <b>386,683</b>  | <b>429,868</b>  |
| Under 20 acres.....                                      | 35,652            | 27,446         | 3,450,809            | 1,324,448           | 31,697           | 24,222         | 109,738            | 99,664           | 2,084            | 1,941         | 21,212          | 16,105          |
| 20 to 49 acres.....                                      | 71,612            | 56,315         | 11,266,134           | 4,292,520           | 65,401           | 50,788         | 494,419            | 274,737          | 6,053            | 6,267         | 53,317          | 50,373          |
| 50 to 99 acres.....                                      | 60,871            | 53,550         | 14,899,768           | 6,296,700           | 57,590           | 50,482         | 674,395            | 363,821          | 10,204           | 10,980        | 102,160         | 106,790         |
| 100 to 174 acres.....                                    | 43,531            | 43,218         | 14,531,246           | 7,168,687           | 41,705           | 40,724         | 503,281            | 341,022          | 9,958            | 11,325        | 105,928         | 118,237         |
| 175 to 499 acres.....                                    | 25,014            | 27,899         | 12,474,165           | 7,129,667           | 23,928           | 26,674         | 372,825            | 290,571          | 7,060            | 9,140         | 88,303          | 113,919         |
| 500 to 999 acres.....                                    | 2,631             | 3,235          | 2,275,514            | 1,346,873           | 2,459            | 3,027          | 53,940             | 44,552           | 372              | 1,094         | 12,520          | 17,426          |
| 1,000 acres and over.....                                | 792               | 927            | 1,127,915            | 683,232             | 768              | 834            | 20,687             | 19,571           | 171              | 284           | 3,243           | 5,018           |
| <b>South Carolina, total.....</b>                        | <b>182,846</b>    | <b>143,701</b> | <b>43,790,143</b>    | <b>19,167,229</b>   | <b>146,855</b>   | <b>132,401</b> | <b>1,206,615</b>   | <b>889,953</b>   | <b>12,528</b>    | <b>16,272</b> | <b>134,622</b>  | <b>142,677</b>  |
| Under 20 acres.....                                      | 29,554            | 25,723         | 3,157,419            | 1,240,568           | 24,801           | 23,980         | 130,612            | 104,537          | 628              | 767           | 5,419           | 4,495           |
| 20 to 49 acres.....                                      | 66,452            | 51,121         | 11,723,412           | 4,256,982           | 59,330           | 45,945         | 359,629            | 234,778          | 3,812            | 3,073         | 23,110          | 18,600          |
| 50 to 99 acres.....                                      | 32,537            | 29,400         |                      |                     |                  |                |                    |                  |                  |               |                 |                 |

LIVE STOCK ON FARMS CLASSIFIED BY SIZE OF FARMS—NUMBER OF FARMS REPORTING AND VALUE OF DOMESTIC ANIMALS, POULTRY, AND BEES, BY DIVISIONS AND STATES: 1910 AND 1900—Continued.

| Table 17—Continued.<br>DIVISION OR STATE AND<br>SIZE GROUP. | DOMESTIC ANIMALS. |          |              |              | POULTRY.         |         |             |             | BEES.            |        |           |           |
|---|-------------------|----------|--------------|--------------|------------------|---------|-------------|-------------|------------------|--------|-----------|-----------|
|   | Farms reporting.  |          | Value.       |              | Farms reporting. |         | Value.      |             | Farms reporting. |        | Value.    |           |
|   | 1910              | 1900     | 1910         | 1900         | 1910             | 1900    | 1910        | 1900        | 1910             | 1900   | 1910      | 1900      |
| <b>SOUTH ATLANTIC—Continued.</b>                            |                   |          |              |              |                  |         |             |             |                  |        |           |           |
| Georgia, total.....   | 275,394           | 215,520  | \$78,118,098 | \$33,499,683 | 244,719          | 195,136 | \$2,088,653 | \$1,458,055 | 23,167           | 32,846 | \$187,242 | \$342,769 |
| Under 20 acres.....   | 23,255            | 19,738   | 2,945,994    | 1,026,579    | 19,312           | 13,749  | 132,915     | 71,685      | 1,039            | 1,165  | 9,049     | 7,775     |
| 20 to 49 acres.....   | 110,203           | 69,919   | 10,105,537   | 5,820,689    | 93,615           | 60,029  | 562,416     | 308,636     | 4,378            | 5,252  | 27,234    | 27,934    |
| 50 to 99 acres.....   | 67,291            | 51,150   | 19,049,690   | 6,644,545    | 61,752           | 47,130  | 522,671     | 321,368     | 6,247            | 7,682  | 44,483    | 51,130    |
| 100 to 174 acres.....                                       | 41,809            | 41,110   | 15,320,311   | 7,212,777    | 39,151           | 38,779  | 410,843     | 321,236     | 5,692            | 8,572  | 47,790    | 66,008    |
| 175 to 499 acres.....                                       | 27,422            | 31,114   | 15,076,925   | 8,610,477    | 25,912           | 29,378  | 355,370     | 332,546     | 4,745            | 7,758  | 46,350    | 69,903    |
| 500 to 999 acres.....                                       | 3,923             | 4,648    | 3,911,656    | 2,412,492    | 3,593            | 4,381   | 72,195      | 69,903      | 759              | 1,394  | 8,265     | 13,879    |
| 1,000 acres and over.....                                   | 1,491             | 1,841    | 2,707,985    | 1,772,124    | 1,383            | 1,699   | 32,243      | 32,681      | 307              | 513    | 4,161     | 6,030     |
| Florida, total.....   | 44,880            | 37,561   | 19,818,905   | 10,687,632   | 40,658           | 34,950  | 673,814     | 394,557     | 4,345            | 4,521  | 98,498    | 83,827    |
| Under 20 acres.....   | 6,422             | 4,904    | 1,872,095    | 1,021,435    | 5,808            | 4,453   | 114,106     | 46,524      | 355              | 332    | 23,007    | 7,212     |
| 20 to 49 acres.....   | 15,896            | 12,601   | 4,300,805    | 2,085,495    | 13,849           | 11,615  | 208,088     | 104,835     | 947              | 1,049  | 16,985    | 14,781    |
| 50 to 99 acres.....   | 9,542             | 7,480    | 3,705,103    | 1,916,222    | 8,749            | 7,053   | 127,502     | 77,014      | 968              | 881    | 16,253    | 15,797    |
| 100 to 174 acres.....                                       | 7,751             | 7,670    | 4,027,648    | 2,298,855    | 7,225            | 7,215   | 116,741     | 88,684      | 1,134            | 1,228  | 18,445    | 23,129    |
| 175 to 499 acres.....                                       | 4,449             | 4,030    | 3,652,465    | 2,187,290    | 4,115            | 3,827   | 82,475      | 60,676      | 761              | 820    | 15,028    | 18,163    |
| 500 to 999 acres.....                                       | 660               | 609      | 1,051,165    | 665,722      | 594              | 557     | 15,065      | 11,255      | 134              | 158    | 4,999     | 3,397     |
| 1,000 acres and over.....                                   | 360               | 267      | 1,209,624    | 512,613      | 315              | 228     | 9,837       | 5,569       | 43               | 53     | 1,747     | 1,498     |
| <b>EAST SOUTH CENTRAL</b>                                   |                   |          |              |              |                  |         |             |             |                  |        |           |           |
| Kentucky, total.....  | 241,909           | 223,727  | 112,605,412  | 70,488,187   | 231,462          | 211,891 | 4,461,871   | 2,723,221   | 35,603           | 44,974 | 419,379   | 527,068   |
| Under 20 acres.....   | 44,316            | 36,867   | 6,578,475    | 3,485,147    | 42,727           | 34,627  | 492,024     | 279,185     | 2,864            | 2,864  | 31,236    | 27,496    |
| 20 to 49 acres.....   | 54,874            | 49,150   | 13,718,631   | 7,512,821    | 51,933           | 46,498  | 810,060     | 475,743     | 5,191            | 6,267  | 51,237    | 56,925    |
| 50 to 99 acres.....   | 64,272            | 59,087   | 24,438,978   | 13,316,303   | 61,629           | 56,400  | 1,184,708   | 697,344     | 10,085           | 11,963 | 103,897   | 123,667   |
| 100 to 174 acres.....                                       | 49,410            | 47,903   | 29,250,802   | 17,530,267   | 47,540           | 45,034  | 1,126,464   | 678,866     | 9,890            | 12,678 | 118,482   | 132,596   |
| 175 to 499 acres.....                                       | 26,404            | 27,708   | 30,236,329   | 21,751,835   | 26,252           | 26,643  | 763,347     | 526,191     | 6,717            | 9,912  | 96,679    | 128,960   |
| 500 to 999 acres.....                                       | 2,194             | 2,468    | 5,715,704    | 5,016,381    | 1,990            | 2,296   | 70,837      | 53,545      | 791              | 1,067  | 12,511    | 20,690    |
| 1,000 acres and over.....                                   | 490               | 544      | 2,666,493    | 1,875,433    | 931              | 483     | 14,431      | 12,347      | 155              | 232    | 3,925     | 5,774     |
| Tennessee, total.....                                       | 234,060           | 217,042  | 106,608,122  | 58,043,895   | 222,711          | 207,562 | 3,757,337   | 2,275,864   | 27,796           | 38,225 | 349,619   | 486,536   |
| Under 20 acres.....   | 40,327            | 32,867   | 6,627,912    | 3,250,347    | 37,093           | 30,546  | 395,014     | 221,702     | 2,399            | 2,606  | 29,944    | 25,944    |
| 20 to 49 acres.....   | 68,708            | 69,179   | 18,663,175   | 8,951,624    | 64,786           | 56,068  | 822,656     | 499,712     | 4,669            | 6,217  | 49,228    | 79,538    |
| 50 to 99 acres.....   | 59,877            | 56,333   | 25,882,693   | 13,331,763   | 57,180           | 53,206  | 1,012,378   | 574,008     | 7,868            | 10,559 | 91,256    | 115,994   |
| 100 to 174 acres.....                                       | 41,224            | 42,077   | 26,206,312   | 14,700,520   | 39,968           | 41,980  | 875,551     | 558,611     | 7,175            | 10,505 | 88,724    | 135,112   |
| 175 to 499 acres.....                                       | 22,285            | 24,013   | 24,093,352   | 14,465,042   | 21,536           | 23,333  | 578,763     | 373,548     | 5,042            | 7,689  | 71,963    | 120,087   |
| 500 to 999 acres.....                                       | 1,858             | 2,029    | 3,841,765    | 2,214,400    | 1,729            | 1,938   | 59,080      | 37,978      | 456              | 719    | 7,196     | 14,265    |
| 1,000 acres and over.....                                   | 471               | 544      | 1,292,913    | 1,130,199    | 419              | 491     | 13,895      | 10,305      | 107              | 189    | 2,206     | 4,115     |
| Alabama, total.....   | 248,190           | 211,083  | 63,574,674   | 34,408,932   | 221,482          | 191,383 | 1,807,239   | 1,409,269   | 23,911           | 32,199 | 212,921   | 327,598   |
| Under 20 acres.....   | 33,180            | 24,700   | 3,901,226    | 1,792,766    | 26,822           | 22,400  | 154,331     | 106,157     | 1,066            | 1,467  | 29,628    | 19,798    |
| 20 to 49 acres.....   | 102,019           | 77,455   | 18,134,408   | 7,860,107    | 88,465           | 66,826  | 532,607     | 373,150     | 4,793            | 6,202  | 39,973    | 49,172    |
| 50 to 99 acres.....   | 54,750            | 46,630   | 15,318,517   | 7,412,056    | 51,024           | 43,243  | 442,422     | 322,198     | 6,069            | 7,431  | 44,969    | 56,221    |
| 100 to 174 acres.....                                       | 35,289            | 36,571   | 12,208,838   | 7,324,077    | 33,949           | 34,420  | 349,604     | 304,687     | 6,439            | 8,707  | 53,728    | 73,949    |
| 175 to 499 acres.....                                       | 19,917            | 22,017   | 10,141,475   | 6,971,243    | 18,953           | 21,021  | 250,248     | 242,772     | 4,836            | 7,129  | 49,977    | 82,396    |
| 500 to 999 acres.....                                       | 2,237             | 2,770    | 2,240,494    | 1,761,704    | 2,039            | 2,628   | 39,212      | 42,516      | 547              | 930    | 7,745     | 13,144    |
| 1,000 acres and over.....                                   | 798               | 940      | 1,632,716    | 1,286,979    | 686              | 845     | 18,815      | 17,789      | 161              | 247    | 2,477     | 4,967     |
| Mississippi, total.....                                     | 250,963           | 210,096  | 73,255,756   | 40,843,300   | 221,490          | 187,562 | 1,846,751   | 1,655,319   | 16,028           | 17,999 | 144,224   | 188,603   |
| Under 20 acres.....   | 51,569            | 36,037   | 7,181,418    | 3,389,412    | 40,234           | 28,388  | 235,328     | 178,631     | 743              | 873    | 19,963    | 9,797     |
| 20 to 49 acres.....   | 105,597           | 81,957   | 23,205,093   | 10,144,748   | 92,420           | 78,230  | 607,460     | 504,291     | 2,721            | 2,870  | 19,635    | 21,563    |
| 50 to 99 acres.....   | 44,895            | 39,379   | 14,458,285   | 7,583,046    | 41,415           | 36,028  | 375,982     | 330,159     | 3,974            | 3,749  | 27,856    | 29,210    |
| 100 to 174 acres.....                                       | 29,940            | 31,133   | 12,416,727   | 8,061,213    | 28,556           | 29,480  | 322,528     | 330,968     | 4,469            | 5,200  | 34,628    | 43,892    |
| 175 to 499 acres.....                                       | 16,968            | 18,285   | 10,940,180   | 7,491,253    | 16,336           | 17,414  | 241,131     | 253,963     | 3,586            | 4,448  | 38,341    | 45,710    |
| 500 to 999 acres.....                                       | 2,030             | 2,447    | 2,862,799    | 2,150,812    | 1,853            | 2,239   | 41,903      | 45,115      | 422              | 667    | 7,291     | 8,325     |
| 1,000 acres and over.....                                   | 774               | 858      | 2,191,244    | 1,722,816    | 676              | 781     | 22,419      | 22,192      | 113              | 192    | 1,512     | 3,296     |
| <b>WEST SOUTH CENTRAL</b>                                   |                   |          |              |              |                  |         |             |             |                  |        |           |           |
| Arkansas, total.....  | 200,788           | 169,709  | 71,794,486   | 35,739,425   | 183,816          | 156,922 | 2,063,432   | 1,540,066   | 19,692           | 22,182 | 290,049   | 294,340   |
| Under 20 acres.....   | 28,280            | 20,789   | 4,424,897    | 2,008,101    | 23,073           | 16,655  | 218,675     | 103,934     | 1,661            | 1,554  | 6,584     | 6,584     |
| 20 to 49 acres.....   | 70,487            | 52,836   | 18,557,746   | 7,221,673    | 63,446           | 47,549  | 548,260     | 384,658     | 3,192            | 3,452  | 39,085    | 37,723    |
| 50 to 99 acres.....   | 44,673            | 36,360   | 16,637,109   | 7,593,608    | 42,529           | 35,909  | 502,571     | 362,765     | 5,035            | 5,266  | 46,011    | 45,576    |
| 100 to 174 acres.....                                       | 38,863            | 41,752   | 18,822,774   | 9,973,626    | 37,165           | 39,633  | 483,178     | 427,282     | 6,063            | 7,791  | 61,996    | 72,188    |
| 175 to 499 acres.....                                       | 16,967            | 16,356   | 12,016,989   | 6,875,736    | 16,236           | 15,699  | 276,909     | 224,088     | 3,512            | 4,507  | 42,554    | 48,209    |
| 500 to 999 acres.....                                       | 1,157             | 1,230    | 1,846,145    | 1,276,445    | 1,131            | 1,131   | 23,519      | 26,177      | 233              | 338    | 5,917     | 4,719     |
| 1,000 acres and over.....                                   | 381               | 406      | 1,488,826    | 790,236      | 313              | 346     | 10,320      | 11,092      | 66               | 74     | 1,044     | 1,241     |
| Louisiana, total.....                                       | 113,249           | 109,434  | 43,314,683   | 27,757,301   | 98,439           | 89,695  | 1,328,614   | 1,057,889   | 4,928            | 6,148  | 58,188    | 54,316    |
| Under 20 acres.....   | 24,687            | 22,328   | 3,670,985    | 2,426,285    | 19,798           | 15,639  | 170,666     | 125,211     | 273              | 304    | 8,263     | 5,363     |
| 20 to 49 acres.....   | 44,244            | 42,845   | 9,930,877    | 5,686,436    | 38,290           | 34,027  | 436,836     | 326,775     | 699              | 1,094  | 10,889    | 8,792     |
| 50 to 99 acres.....   | 19,966            | 17,543   | 7,412,027    | 4,130,791    | 18,304           | 16,004  | 280,255     | 207,698     | 1,185            | 1,290  | 13,575    | 9,847     |
| 100 to 174 acres.....                                       | 13,819            | 15,068   | 6,465,767    | 4,449,416    | 12,447           | 13,681  | 200,718     | 179,572     | 1,334            | 1,745  | 11,571    | 14,021    |
| 175 to 499 acres.....                                       | 8,297             | 8,951    | 7,197,015    | 4,687,915    | 7,589            | 8,055   | 158,659     | 135,737     | 1,037            | 1,445  | 10,853    | 13,445    |
| 500 to 999 acres.....                                       | 1,524             | 1,660    | 3,367,246    | 2,086,661    | 1,256            | 1,415   | 39,716      | 37,589      | 118              | 196    | 1,490     | 1,978     |
| 1,000 acres and over.....                                   | 1,012             | 1,089    | 5,270,766    | 4,289,797    | 755              | 874     | 39,764      | 45,107      | 42               | 74     | 1,567     | 960       |
| Oklahoma, total.....  | 183,820           | 1105,161 | 148,652,983  | 194,746,713  | 188,649          | 191,587 | 3,713,943   | 1,416,127   | 4,816            | 13,438 | 64,241    | 45,423    |
| Under 20 acres.....   | 6,147             | 19,373   | 1,916,995    | 2,754,590    | 5,162            | 5,268   | 65,831      | 142,302     | 183              | 1291   | 3,700     | 3,620     |
| 20 to 49 acres.....   | 39,355            | 18,920   | 8,738,289    | 4,735,481    | 25,978           | 16,967  | 288,123     | 173,063     | 838              | 1,015  | 7,744     | 10,593    |
| 50 to 99 acres.....   | 67,991            | 115,981  | 17,941,036   | 16,165,948   | 35,002           | 14,327  | 582,023     | 195,765     | 1,457            | 804    | 13,279    | 10,174    |
| 100 to 174 acres.....                                       | 73,236            | 47,410   | 55,705,449   | 23,792,869   | 67,400           | 40,438  | 1,657,026   | 1,692,081   | 1,967            | 1,712  | 20,903    | 10,337    |
| 175 to 499 acres.....                                       | 33,568            | 11,131   | 43,460,564   | 14,261,722   | 31,912           | 11,923  | 1,008,669   | 252,452     | 1,459            | 1,455  | 16,648    | 8,193     |

LIVE STOCK ON FARMS CLASSIFIED BY SIZE OF FARMS—NUMBER OF FARMS REPORTING AND VALUE OF DOMESTIC ANIMALS, POULTRY, AND BEES, BY DIVISIONS AND STATES: 1910 AND 1900—Continued.

| Table 17—Continued.<br>DIVISION OR STATE AND SIZE GROUP. | DOMESTIC ANIMALS. |        |              |              | POULTRY.         |        |           |           | BEES.            |       |          |         |
|--|-------------------|--------|--------------|--------------|------------------|--------|-----------|-----------|------------------|-------|----------|---------|
|  | Farms reporting.  |        | Value.       |              | Farms reporting. |        | Value.    |           | Farms reporting. |       | Value.   |         |
|  | 1910              | 1900   | 1910         | 1900         | 1910             | 1900   | 1910      | 1900      | 1910             | 1900  | 1910     | 1900    |
| <b>MOUNTAIN</b>  |                   |        |              |              |                  |        |           |           |                  |       |          |         |
| Montana, total.....                                      | 23,690            | 12,881 | \$84,999,659 | \$51,724,113 | 17,629           | 9,830  | \$628,436 | \$296,806 | 795              | 234   | \$32,112 | \$6,139 |
| Under 20 acres.....                                      | 683               | 616    | 3,282,028    | 3,820,165    | 466              | 267    | 19,449    | 7,481     | 37               | 7     | 3,783    | 477     |
| 20 to 49 acres.....                                      | 863               | 373    | 592,197      | 398,822      | 677              | 270    | 24,973    | 7,502     | 37               | 14    | 2,601    | 611     |
| 50 to 99 acres.....                                      | 1,164             | 536    | 1,064,792    | 722,725      | 891              | 407    | 34,986    | 12,984    | 97               | 28    | 3,642    | 618     |
| 100 to 174 acres.....                                    | 9,004             | 5,318  | 12,244,951   | 7,052,899    | 6,206            | 3,974  | 185,541   | 103,999   | 271              | 92    | 9,977    | 2,601   |
| 175 to 499 acres.....                                    | 7,711             | 3,508  | 17,635,685   | 8,495,051    | 5,066            | 2,791  | 198,569   | 87,181    | 224              | 71    | 8,003    | 2,123   |
| 500 to 999 acres.....                                    | 2,309             | 1,249  | 12,300,489   | 5,651,054    | 1,988            | 1,062  | 81,822    | 34,800    | 58               | 14    | 1,704    | 964     |
| 1,000 acres and over.....                                | 1,956             | 1,281  | 37,879,517   | 25,583,397   | 1,735            | 1,059  | 83,696    | 43,559    | 48               | 8     | 2,402    | 665     |
| Idaho, total.....  | 28,534            | 16,560 | 49,076,971   | 21,389,853   | 23,446           | 12,739 | 598,190   | 203,127   | 2,368            | 2,387 | 100,148  | 64,994  |
| Under 20 acres.....                                      | 1,704             | 757    | 4,433,042    | 2,739,928    | 1,363            | 1,350  | 41,926    | 5,965     | 165              | 79    | 25,779   | 3,144   |
| 20 to 49 acres.....                                      | 3,710             | 1,896  | 2,209,268    | 590,335      | 3,160            | 1,080  | 87,813    | 27,883    | 421              | 270   | 18,190   | 6,973   |
| 50 to 99 acres.....                                      | 5,551             | 2,158  | 4,304,923    | 1,143,373    | 4,422            | 1,753  | 109,796   | 17,187    | 487              | 371   | 13,930   | 5,613   |
| 100 to 174 acres.....                                    | 10,892            | 6,405  | 12,801,973   | 5,817,685    | 8,551            | 6,399  | 188,747   | 95,365    | 699              | 994   | 22,369   | 25,535  |
| 175 to 499 acres.....                                    | 5,723             | 3,251  | 14,003,402   | 5,835,511    | 4,953            | 2,664  | 133,101   | 47,471    | 491              | 552   | 16,818   | 17,973  |
| 500 to 999 acres.....                                    | 900               | 435    | 6,467,080    | 2,038,844    | 4,776            | 370    | 25,331    | 7,693     | 90               | 76    | 1,811    | 2,556   |
| 1,000 acres and over.....                                | 254               | 159    | 5,857,333    | 3,224,177    | 218              | 123    | 11,476    | 3,508     | 15               | 25    | 1,251    | 1,192   |
| Wyoming, total.....                                      | 10,151            | 5,938  | 65,384,559   | 39,080,158   | 7,415            | 3,680  | 194,078   | 60,397    | 579              | 153   | 20,493   | 5,322   |
| Under 20 acres.....                                      | 396               | 499    | 7,008,695    | 5,274,849    | 110              | 83     | 3,374     | 912       | 15               | 3     | 2,749    | 159     |
| 20 to 49 acres.....                                      | 291               | 71     | 232,929      | 88,856       | 244              | 38     | 4,722     | 411       | 21               | 2     | 523      | 41      |
| 50 to 99 acres.....                                      | 591               | 244    | 642,541      | 147,475      | 439              | 105    | 10,729    | 1,621     | 41               | 5     | 802      | 76      |
| 100 to 174 acres.....                                    | 3,343             | 2,102  | 5,027,758    | 3,264,632    | 2,264            | 1,223  | 49,641    | 18,070    | 148              | 35    | 4,889    | 1,597   |
| 175 to 499 acres.....                                    | 3,414             | 1,899  | 10,282,411   | 3,814,883    | 2,640            | 1,024  | 67,895    | 16,597    | 202              | 50    | 6,765    | 1,666   |
| 500 to 999 acres.....                                    | 969               | 709    | 6,905,805    | 4,006,545    | 793              | 531    | 24,193    | 9,217     | 73               | 27    | 2,121    | 783     |
| 1,000 acres and over.....                                | 1,147             | 914    | 35,284,420   | 22,480,918   | 925              | 656    | 33,527    | 13,569    | 79               | 31    | 3,144    | 971     |
| Colorado, total.....                                     | 43,033            | 23,758 | 68,840,485   | 49,359,781   | 34,491           | 19,251 | 1,012,251 | 393,219   | 3,563            | 4,518 | 308,608  | 195,091 |
| Under 20 acres.....                                      | 4,345             | 2,620  | 2,571,195    | 3,517,519    | 3,975            | 1,798  | 108,068   | 34,754    | 460              | 447   | 103,037  | 34,485  |
| 20 to 49 acres.....                                      | 8,657             | 1,971  | 2,122,819    | 866,180      | 3,113            | 1,538  | 83,147    | 30,497    | 472              | 485   | 36,845   | 18,690  |
| 50 to 99 acres.....                                      | 4,216             | 2,433  | 3,897,093    | 1,716,038    | 3,599            | 2,016  | 114,814   | 44,493    | 543              | 646   | 51,155   | 28,831  |
| 100 to 174 acres.....                                    | 14,924            | 8,737  | 14,291,482   | 10,026,479   | 10,861           | 7,096  | 268,810   | 134,509   | 910              | 1,492 | 51,931   | 54,600  |
| 175 to 499 acres.....                                    | 11,941            | 5,420  | 19,102,725   | 9,872,681    | 9,813            | 4,588  | 232,796   | 100,887   | 781              | 1,027 | 48,948   | 44,700  |
| 500 to 999 acres.....                                    | 2,991             | 1,458  | 9,534,156    | 6,000,327    | 2,067            | 1,245  | 73,275    | 20,296    | 245              | 240   | 11,882   | 11,777  |
| 1,000 acres and over.....                                | 1,559             | 1,219  | 17,321,015   | 16,760,557   | 1,343            | 1,000  | 61,341    | 21,783    | 152              | 181   | 4,810    | 7,587   |
| New Mexico, total.....                                   | 31,104            | 11,668 | 43,191,913   | 31,644,179   | 19,640           | 5,556  | 256,466   | 62,419    | 418              | 410   | 46,300   | 20,802  |
| Under 20 acres.....                                      | 4,452             | 4,643  | 5,536,976    | 4,190,441    | 3,062            | 1,728  | 26,805    | 10,637    | 74               | 50    | 20,058   | 3,287   |
| 20 to 49 acres.....                                      | 2,752             | 2,105  | 1,816,159    | 1,302,607    | 1,670            | 1,053  | 20,770    | 9,358     | 68               | 81    | 8,409    | 4,775   |
| 50 to 99 acres.....                                      | 1,653             | 921    | 1,294,483    | 737,708      | 1,127            | 639    | 17,843    | 6,288     | 62               | 64    | 5,204    | 2,191   |
| 100 to 174 acres.....                                    | 12,159            | 2,609  | 10,040,936   | 5,594,594    | 7,672            | 3,345  | 96,090    | 17,389    | 102              | 125   | 6,354    | 5,871   |
| 175 to 499 acres.....                                    | 6,707             | 765    | 7,831,605    | 3,564,957    | 5,021            | 3,007  | 72,086    | 9,220     | 79               | 56    | 4,137    | 3,113   |
| 500 to 999 acres.....                                    | 819               | 301    | 3,436,620    | 3,623,529    | 589              | 191    | 11,743    | 3,727     | 15               | 12    | 750      | 299     |
| 1,000 acres and over.....                                | 562               | 324    | 13,229,104   | 12,640,343   | 390              | 193    | 12,213    | 5,800     | 18               | 22    | 1,388    | 1,696   |
| Arizona, total.....                                      | 8,790             | 5,696  | 24,376,530   | 15,375,286   | 5,400            | 3,304  | 1,545,966 | 80,798    | 441              | 489   | 104,374  | 66,603  |
| Under 20 acres.....                                      | 3,226             | 1,945  | 6,997,054    | 2,736,032    | 1,059            | 651    | 30,134    | 9,531     | 57               | 61    | 31,346   | 12,329  |
| 20 to 49 acres.....                                      | 1,433             | 899    | 1,649,361    | 541,983      | 1,056            | 712    | 74,870    | 13,927    | 91               | 94    | 26,955   | 22,224  |
| 50 to 99 acres.....                                      | 788               | 650    | 1,253,422    | 783,729      | 662              | 503    | 74,870    | 10,932    | 75               | 76    | 13,483   | 9,367   |
| 100 to 174 acres.....                                    | 2,410             | 1,522  | 5,442,569    | 3,881,362    | 1,532            | 1,043  | 286,845   | 24,611    | 142              | 184   | 19,279   | 11,459  |
| 175 to 499 acres.....                                    | 704               | 402    | 2,954,016    | 1,978,908    | 372              | 293    | 159,245   | 10,274    | 60               | 56    | 7,182    | 7,851   |
| 500 to 999 acres.....                                    | 159               | 107    | 2,233,362    | 2,168,857    | 109              | 65     | 1,027,322 | 10,084    | 14               | 11    | 1,679    | 2,885   |
| 1,000 acres and over.....                                | 70                | 71     | 3,846,716    | 3,284,415    | 50               | 37     | 3,169     | 1,469     | 2                | 7     | 4,450    | 428     |
| Utah, total.....   | 20,795            | 18,824 | 28,330,215   | 21,175,867   | 17,443           | 16,145 | 327,908   | 186,922   | 1,873            | 3,707 | 123,568  | 111,452 |
| Under 20 acres.....                                      | 4,289             | 3,947  | 2,911,805    | 3,280,466    | 3,460            | 3,048  | 60,432    | 27,741    | 310              | 525   | 24,939   | 23,025  |
| 20 to 49 acres.....                                      | 5,068             | 5,143  | 3,742,481    | 2,472,596    | 4,539            | 4,592  | 79,742    | 46,354    | 432              | 304   | 34,098   | 29,701  |
| 50 to 99 acres.....                                      | 4,009             | 3,679  | 4,026,039    | 2,795,287    | 3,545            | 3,312  | 64,942    | 38,002    | 403              | 829   | 19,807   | 19,565  |
| 100 to 174 acres.....                                    | 3,527             | 3,275  | 4,246,993    | 3,305,454    | 2,867            | 2,785  | 53,631    | 32,072    | 354              | 722   | 23,242   | 20,652  |
| 175 to 499 acres.....                                    | 2,634             | 2,184  | 5,772,341    | 3,775,563    | 2,281            | 1,945  | 49,119    | 33,779    | 290              | 552   | 16,428   | 14,741  |
| 500 to 999 acres.....                                    | 543               | 359    | 2,429,390    | 1,524,318    | 459              | 307    | 11,454    | 5,626     | 58               | 85    | 3,652    | 2,580   |
| 1,000 acres and over.....                                | 378               | 247    | 5,201,166    | 4,022,273    | 292              | 156    | 3,169     | 3,288     | 26               | 30    | 1,402    | 948     |
| Nevada, total.....                                       | 2,548             | 2,141  | 19,071,809   | 12,093,608   | 1,932            | 1,690  | 93,668    | 78,326    | 176              | 278   | 48,453   | 20,131  |
| Under 20 acres.....                                      | 254               | 216    | 748,345      | 345,763      | 138              | 109    | 8,980     | 2,655     | 17               | 15    | 10,716   | 3,764   |
| 20 to 49 acres.....                                      | 298               | 227    | 243,600      | 134,511      | 199              | 145    | 6,650     | 3,110     | 17               | 18    | 4,582    | 4,398   |
| 50 to 99 acres.....                                      | 379               | 215    | 357,623      | 222,773      | 314              | 176    | 13,526    | 5,728     | 19               | 30    | 2,771    | 1,304   |
| 100 to 174 acres.....                                    | 520               | 396    | 1,384,608    | 618,410      | 395              | 315    | 16,833    | 9,953     | 33               | 55    | 5,981    | 1,993   |
| 175 to 499 acres.....                                    | 517               | 500    | 1,764,422    | 1,450,600    | 429              | 436    | 21,708    | 14,600    | 39               | 43    | 5,131    | 3,188   |
| 500 to 999 acres.....                                    | 241               | 262    | 1,843,075    | 1,305,185    | 214              | 244    | 9,967     | 31,296    | 17               | 33    | 14,497   | 3,369   |
| 1,000 acres and over.....                                | 339               | 325    | 12,730,136   | 8,015,366    | 293              | 265    | 16,184    | 10,986    | 32               | 34    | 4,775    | 2,115   |
| <b>PACIFIC</b>   |                   |        |              |              |                  |        |           |           |                  |       |          |         |
| Washington, total.....                                   | 50,596            | 31,384 | 47,370,775   | 21,437,528   | 44,906           | 26,840 | 1,367,440 | 614,838   | 5,886            | 4,435 | 126,895  | 106,841 |
| Under 20 acres.....                                      | 8,288             | 2,636  | 2,050,966    | 1,955,095    | 7,884            | 2,145  | 281,969   | 51,468    | 1,024            | 413   | 24,680   | 16,620  |
| 20 to 49 acres.....                                      | 9,458             | 3,968  | 3,969,096    | 1,096,651    | 8,396            | 3,815  | 253,945   | 70,855    | 1,364            | 740   | 25,022   | 15,860  |
| 50 to 99 acres.....                                      | 6,716             | 4,160  | 4,321,633    | 1,651,406    | 5,933            | 3,511  | 166,475   | 74,378    | 1,089            | 772   | 20,611   | 15,580  |
| 100 to 174 acres.....                                    | 12,074            | 10,478 | 8,544,310    | 4,890,484    | 10,442           | 8,550  | 252,147   | 159,631   | 1,226            | 1,300 | 26,967   | 30,085  |
| 175 to 499 acres.....                                    | 8,946             | 7,201  | 12,015,363   | 5,983,899    | 7,950            | 6,265  | 241,172   | 155,701   | 890              | 924   | 20,656   | 24,531  |
| 500 to 999 acres.....                                    | 3,437             | 1,996  | 7,789,371    | 2,793,789    | 3,128            | 1,776  | 108,143   | 51,285    | 207              | 181   | 4,233    | 7,201   |
| 1,000 acres and over.....                                | 1,707             | 945    | 8,680,036    | 4,066,294    | 1,573            | 778    | 63,020    | 27,520    | 91               | 105   | 3,136    | 3,646   |
| Oregon, total.....                                       | 42,209            | 34,159 | 58,243,921   | 33,172,342   | 37,126           | 29,997 | 1,067,743 | 582,524   | 8,861            | 8,995 | 150,164  | 160,382 |
| Under 20 acres.....                                      | 4,912             | 2,601  | 1,923,378    | 1,792,804    | 4,599            | 3,266  | 118,251   | 36,098    | 720              | 488   | 13,159   | 10,910  |
| 20 to 49 acres.....                                      | 6,368             | 3,814  | 2,416,493    | 956,994      | 5,626            | 3,430  | 148,889   | 55,452    | 1,220            | 909   | 21,022   | 19,321  |
| 50 to 99 acres.....                                      | 6,494             | 4,480  | 3,912,554    | 1,554,345    | 5,892            |        |           |           |                  |       |          |         |

SIZE OF FARMS.

DOMESTIC ANIMALS ON FARMS CLASSIFIED BY SIZE OF FARMS—NUMBER OF FARMS REPORTING THE SEVERAL CLASSES OF ANIMALS, BY DIVISIONS AND STATES: 1910 AND 1900.

| Table 18<br>DIVISION OR STATE AND SIZE GROUP. | FARMS REPORTING— |           |             |           |           |           |           |           |         |         |           |           |
|---|------------------|-----------|-------------|-----------|-----------|-----------|-----------|-----------|---------|---------|-----------|-----------|
|   | All cattle.      |           | Dairy cows. |           | Horses.   |           | Mules.    |           | Sheep.  |         | Swine.    |           |
|   | 1910             | 1900      | 1910        | 1900      | 1910      | 1900      | 1910      | 1900      | 1910    | 1900    | 1910      | 1900      |
| <b>UNITED STATES</b>                          |                  |           |             |           |           |           |           |           |         |         |           |           |
| Total.....                                    | 5,284,916        | 4,730,480 | 5,140,869   | 4,513,895 | 4,692,814 | 4,530,628 | 1,869,005 | 1,480,652 | 610,894 | 763,518 | 4,351,751 | 4,335,363 |
| Under 20 acres.....                           | 471,081          | 371,014   | 443,331     | 334,361   | 408,601   | 373,269   | 109,537   | 85,976    | 12,308  | 14,900  | 336,284   | 335,860   |
| 20 to 49 acres.....                           | 1,045,041        | 891,781   | 1,006,877   | 829,033   | 811,538   | 834,241   | 464,241   | 341,935   | 38,897  | 59,030  | 888,808   | 837,148   |
| 50 to 99 acres.....                           | 1,285,734        | 1,196,824 | 1,260,346   | 1,150,172 | 1,116,415 | 1,123,750 | 439,749   | 341,091   | 139,427 | 187,518 | 1,050,299 | 1,084,048 |
| 100 to 174 acres.....                         | 1,386,755        | 1,302,533 | 1,361,251   | 1,264,680 | 1,302,086 | 1,260,090 | 448,372   | 368,525   | 219,454 | 270,724 | 1,156,599 | 1,179,213 |
| 175 to 499 acres.....                         | 931,574          | 827,231   | 913,991     | 803,667   | 890,451   | 798,780   | 337,381   | 279,379   | 172,745 | 200,725 | 806,615   | 752,884   |
| 500 to 999 acres.....                         | 117,657          | 97,825    | 112,167     | 82,670    | 116,556   | 96,087    | 47,286    | 41,333    | 18,843  | 21,078  | 86,672    | 85,253    |
| 1,000 acres and over.....                     | 47,074           | 44,272    | 42,906      | 39,312    | 47,167    | 44,431    | 22,439    | 22,383    | 9,220   | 8,545   | 36,504    | 33,969    |
| <b>GEOGRAPHIC DIVISIONS</b>                   |                  |           |             |           |           |           |           |           |         |         |           |           |
| <b>NEW ENGLAND.</b>                           |                  |           |             |           |           |           |           |           |         |         |           |           |
| Total.....                                    | 149,279          | 159,229   | 147,028     | 154,663   | 149,051   | 162,769   | 897       | 620       | 20,340  | 34,134  | 74,938    | 103,766   |
| Under 20 acres.....                           | 17,467           | 15,357    | 17,034      | 14,611    | 19,393    | 18,653    | 49        | 39        | 358     | 446     | 6,598     | 7,904     |
| 20 to 49 acres.....                           | 25,043           | 26,496    | 24,507      | 25,096    | 24,903    | 27,038    | 83        | 73        | 1,109   | 1,964   | 9,512     | 14,131    |
| 50 to 99 acres.....                           | 38,700           | 42,598    | 38,136      | 41,388    | 38,040    | 42,421    | 174       | 131       | 4,210   | 7,909   | 17,438    | 23,495    |
| 100 to 174 acres.....                         | 39,571           | 43,717    | 39,092      | 43,055    | 38,939    | 43,907    | 249       | 156       | 7,287   | 12,593  | 22,201    | 31,038    |
| 175 to 499 acres.....                         | 20,094           | 28,617    | 25,831      | 27,532    | 25,806    | 28,290    | 290       | 177       | 6,597   | 10,541  | 17,438    | 22,277    |
| 500 to 999 acres.....                         | 1,938            | 1,931     | 1,917       | 1,931     | 1,954     | 1,994     | 43        | 33        | 583     | 797     | 1,407     | 1,570     |
| 1,000 acres and over.....                     | 466              | 468       | 451         | 450       | 496       | 466       | 9         | 11        | 136     | 184     | 324       | 342       |
| <b>MIDDLE ATLANTIC.</b>                       |                  |           |             |           |           |           |           |           |         |         |           |           |
| Total.....                                    | 404,325          | 433,212   | 400,473     | 423,579   | 399,530   | 430,290   | 21,664    | 19,340    | 51,168  | 86,243  | 266,078   | 349,540   |
| Under 20 acres.....                           | 45,565           | 47,861    | 44,723      | 46,291    | 49,152    | 50,973    | 548       | 596       | 630     | 905     | 23,995    | 33,525    |
| 20 to 49 acres.....                           | 95,307           | 72,359    | 64,470      | 70,316    | 64,008    | 71,662    | 1,781     | 1,788     | 2,184   | 4,807   | 36,658    | 54,530    |
| 50 to 99 acres.....                           | 121,400          | 134,518   | 120,345     | 131,071   | 117,908   | 130,687   | 6,552     | 5,501     | 12,239  | 23,478  | 80,070    | 109,220   |
| 100 to 174 acres.....                         | 119,093          | 125,811   | 118,290     | 124,602   | 116,356   | 124,398   | 8,999     | 8,078     | 22,350  | 36,874  | 86,547    | 107,251   |
| 175 to 499 acres.....                         | 50,810           | 50,405    | 50,511      | 49,091    | 49,890    | 50,399    | 3,554     | 3,145     | 13,244  | 19,313  | 37,605    | 43,198    |
| 500 to 999 acres.....                         | 1,738            | 1,782     | 1,718       | 1,758     | 1,723     | 1,775     | 173       | 151       | 617     | 713     | 1,221     | 1,432     |
| 1,000 acres and over.....                     | 412              | 482       | 407         | 450       | 433       | 490       | 57        | 71        | 104     | 153     | 282       | 372       |
| <b>EAST NORTH CENTRAL.</b>                    |                  |           |             |           |           |           |           |           |         |         |           |           |
| Total.....                                    | 1,010,781        | 1,022,889 | 1,009,479   | 1,000,503 | 1,018,820 | 1,039,900 | 101,835   | 80,190    | 220,914 | 257,504 | 797,844   | 890,909   |
| Under 20 acres.....                           | 69,067           | 63,310    | 67,976      | 61,151    | 72,872    | 71,920    | 2,206     | 2,718     | 1,762   | 1,580   | 32,802    | 45,905    |
| 20 to 49 acres.....                           | 165,403          | 100,738   | 163,108     | 184,727   | 165,905   | 190,689   | 9,758     | 10,757    | 13,355  | 20,230  | 104,086   | 155,082   |
| 50 to 99 acres.....                           | 320,135          | 326,080   | 317,077     | 319,893   | 318,466   | 328,839   | 23,069    | 21,289    | 63,590  | 80,064  | 254,153   | 288,933   |
| 100 to 174 acres.....                         | 306,555          | 293,321   | 304,168     | 287,593   | 304,058   | 292,258   | 34,807    | 29,346    | 88,979  | 97,838  | 254,098   | 286,249   |
| 175 to 499 acres.....                         | 152,951          | 143,190   | 151,635     | 141,134   | 151,847   | 143,906   | 30,077    | 24,258    | 51,071  | 55,347  | 137,672   | 133,957   |
| 500 to 999 acres.....                         | 4,983            | 5,376     | 4,864       | 5,197     | 4,965     | 5,418     | 1,607     | 1,552     | 1,928   | 2,156   | 4,461     | 5,000     |
| 1,000 acres and over.....                     | 687              | 874       | 651         | 808       | 707       | 870       | 251       | 270       | 231     | 289     | 572       | 723       |
| <b>WEST NORTH CENTRAL.</b>                    |                  |           |             |           |           |           |           |           |         |         |           |           |
| Total.....                                    | 1,009,077        | 952,925   | 989,135     | 924,910   | 1,032,708 | 987,123   | 234,628   | 196,423   | 105,482 | 101,065 | 832,199   | 849,223   |
| Under 20 acres.....                           | 37,170           | 31,259    | 36,410      | 29,306    | 38,702    | 35,305    | 2,800     | 3,390     | 593     | 642     | 18,734    | 21,336    |
| 20 to 49 acres.....                           | 73,780           | 83,827    | 72,157      | 80,976    | 75,470    | 82,383    | 14,783    | 16,272    | 3,405   | 4,131   | 51,185    | 70,020    |
| 50 to 99 acres.....                           | 163,150          | 186,427   | 160,233     | 180,164   | 167,035   | 190,689   | 36,744    | 36,157    | 14,744  | 14,654  | 132,747   | 165,251   |
| 100 to 174 acres.....                         | 344,712          | 326,838   | 328,875     | 319,049   | 304,058   | 337,203   | 75,400    | 63,679    | 30,590  | 35,914  | 281,671   | 293,540   |
| 175 to 499 acres.....                         | 335,529          | 270,280   | 330,040     | 272,471   | 339,409   | 281,614   | 87,653    | 63,623    | 64,678  | 39,429  | 295,188   | 275,723   |
| 500 to 999 acres.....                         | 52,208           | 35,334    | 49,001      | 33,693    | 53,687    | 35,623    | 13,083    | 9,059     | 5,316   | 4,956   | 42,296    | 30,787    |
| 1,000 acres and over.....                     | 12,516           | 9,954     | 11,810      | 9,251     | 12,638    | 10,343    | 4,009     | 3,188     | 1,248   | 1,339   | 10,405    | 8,656     |
| <b>SOUTH ATLANTIC.</b>                        |                  |           |             |           |           |           |           |           |         |         |           |           |
| Total.....                                    | 841,737          | 714,394   | 794,716     | 644,320   | 535,349   | 534,220   | 458,428   | 347,091   | 76,446  | 106,420 | 819,287   | 757,439   |
| Under 20 acres.....                           | 104,242          | 76,043    | 89,111      | 59,887    | 62,070    | 51,859    | 27,512    | 15,553    | 2,065   | 2,974   | 97,231    | 87,870    |
| 20 to 49 acres.....                           | 234,530          | 167,081   | 218,272     | 144,088   | 126,908   | 115,859   | 153,111   | 92,580    | 6,800   | 10,092  | 245,766   | 183,880   |
| 50 to 99 acres.....                           | 218,467          | 174,731   | 204,671     | 159,482   | 132,377   | 127,292   | 117,004   | 84,599    | 16,712  | 23,760  | 201,097   | 179,790   |
| 100 to 174 acres.....                         | 104,200          | 157,340   | 158,807     | 148,057   | 114,571   | 122,704   | 80,646    | 76,683    | 22,789  | 31,023  | 153,074   | 168,835   |
| 175 to 499 acres.....                         | 110,052          | 117,604   | 106,548     | 111,997   | 84,167    | 97,439    | 61,959    | 63,394    | 22,923  | 31,317  | 104,074   | 116,364   |
| 500 to 999 acres.....                         | 13,008           | 10,030    | 12,998      | 15,172    | 11,200    | 14,093    | 8,930     | 10,361    | 3,657   | 5,221   | 13,038    | 15,641    |
| 1,000 acres and over.....                     | 4,629            | 5,559     | 4,309       | 5,037     | 4,056     | 4,974     | 3,264     | 3,015     | 1,440   | 2,033   | 4,387     | 5,113     |
| <b>EAST SOUTH CENTRAL.</b>                    |                  |           |             |           |           |           |           |           |         |         |           |           |
| Total.....                                    | 838,167          | 699,637   | 815,423     | 662,664   | 549,941   | 565,247   | 525,208   | 437,866   | 88,039  | 121,132 | 738,470   | 701,977   |
| Under 20 acres.....                           | 116,754          | 80,088    | 110,759     | 72,048    | 71,300    | 64,915    | 49,951    | 38,733    | 3,405   | 4,818   | 99,426    | 87,775    |
| 20 to 49 acres.....                           | 208,211          | 193,472   | 259,179     | 177,478   | 153,163   | 147,223   | 171,609   | 124,391   | 8,666   | 13,168  | 239,277   | 205,905   |
| 50 to 99 acres.....                           | 208,653          | 177,076   | 204,609     | 170,462   | 141,538   | 143,477   | 129,842   | 105,231   | 22,243  | 29,637  | 179,564   | 171,804   |
| 100 to 174 acres.....                         | 150,451          | 147,460   | 148,192     | 143,405   | 109,762   | 122,405   | 101,448   | 93,429    | 28,585  | 38,329  | 133,766   | 140,023   |
| 175 to 499 acres.....                         | 83,036           | 88,734    | 82,544      | 86,892    | 65,280    | 70,155    | 63,847    | 65,521    | 22,104  | 30,376  | 76,832    | 84,904    |
| 500 to 999 acres.....                         | 8,042            | 9,430     | 7,851       | 9,140     | 6,797     | 8,464     | 6,590     | 7,734     | 2,425   | 3,429   | 7,470     | 8,987     |
| 1,000 acres and over.....                     | 2,360            | 2,777     | 2,289       | 2,639     | 2,095     | 2,608     | 1,921     | 2,327     | 661     | 876     | 2,126     | 2,579     |
| <b>WEST SOUTH CENTRAL.</b>                    |                  |           |             |           |           |           |           |           |         |         |           |           |
| Total.....                                    | 746,398          | 558,517   | 724,466     | 528,857   | 636,369   | 594,411   | 494,748   | 369,853   | 19,809  | 31,282  | 673,104   | 564,092   |
| Under 20 acres.....                           | 48,574           | 36,369    | 45,656      | 32,415    | 49,999    | 51,238    | 24,939    | 23,614    | 1,444   | 793     | 46,647    | 42,498    |
| 20 to 49 acres.....                           | 170,265          | 132,786   | 193,756     | 122,220   | 151,734   | 153,909   | 110,839   | 94,352    | 3,255   | 2,695   | 162,080   | 147,872   |
| 50 to 99 acres.....                           | 184,734          | 130,761   | 180,825     | 125,948   | 161,311   | 163,736   | 123,736   | 86,893    | 3,255   | 5,743   | 194,730   | 132,512   |
| 100 to 174 acres.....                         | 201,250          | 163,714   | 197,826     | 148,880   | 186,874   | 154,750   | 122,078   | 93,083    | 5,633   | 11,041  | 176,267   | 145,472   |
| 175 to 499 acres.....                         | 111,010          | 77,123    | 109,069     | 75,143    | 100,695   | 85,885    | 80,529    | 53,122    | 1,498   | 1,471   | 95,468    | 72,372    |
| 500 to 999 acres.....                         | 17,115           | 14,203    | 19,099      | 13,125    | 17,058    | 14,384    | 13,064    | 9,644     | 1,468   | 1,471   | 14,534    | 12,481    |
| 1,000 acres and over.....                     | 12,532           | 13,571    | 10,531      | 11,120    | 12,098    | 13,494    | 8,963     | 9,145     | 1,684   | 1,570   | 9,369     | 9,885     |
| <b>MOUNTAIN.</b>                              |                  |           |             |           |           |           |           |           |         |         |           |           |
| Total.....                                    | 132,466          | 78,965    | 120,328     | 69,754    | 159,890   | 93,042    | 16,257    | 7,291     | 16,328  | 13,653  | 72,728    | 49,378    |
| Under 20 acres.....                           | 13,896           | 9,080     | 10,690      | 7,069     | 19,293    | 13,506    | 884       | 979       | 2,880   | 2,354   | 5,495     | 5,158     |
| 20 to 49 acres.....                           | 14,718           | 9,612     | 13,740      | 8,701     | 17,503    | 11,572    | 714       | 567       | 1,010   | 1,209   | 8,150     | 7,002     |
| 50 to 99 acres.....                           | 15,103           | 9,223     | 14,423      | 8,547     | 17,610    | 10,494    | 1,163     | 557       | 1,268   | 1,321   | 9,303     | 6,745     |
| 100 to 174 acres.....                         | 42,231           | 26,286    | 38,361      | 25,428    | 53,370    | 31,340    | 5,577     | 2,123     | 4,650   | 3,326   | 21,897    | 15,812    |
| 175 to 499 acres.....                         | 32,957           | 15,922    | 30,620      | 14,368    | 37,756    | 16,890    | 5,514     | 1,025     | 3,331   | 2,188   | 10,679    | 10,002    |
| 500 to 999 acres.....                         | 7,663            | 4,648     | 7,113       | 4,988     | 8,192     | 4,791     | 1,241     | 644       | 1,269   | 814     | 4,735     | 2,539     |

DOMESTIC ANIMALS ON FARMS CLASSIFIED BY SIZE OF FARMS—NUMBER OF FARMS REPORTING THE SEVERAL CLASSES OF ANIMALS, BY DIVISIONS AND STATES: 1910 AND 1900—Continued.

| DIVISION OR STATE AND SIZE GROUP.      | FARMS REPORTING— |         |             |         |         |         |        |        |        |        |         |         |
|--|------------------|---------|-------------|---------|---------|---------|--------|--------|--------|--------|---------|---------|
|  | All cattle.      |         | Dairy cows. |         | Horses. |         | Mules. |        | Sheep. |        | Swine.  |         |
|  | 1910             | 1900    | 1910        | 1900    | 1910    | 1900    | 1910   | 1900   | 1910   | 1900   | 1910    | 1900    |
| <b>GEOGRAPHIC DIVISIONS—Continued.</b> |                  |         |             |         |         |         |        |        |        |        |         |         |
| <b>PACIFIC.</b>                        |                  |         |             |         |         |         |        |        |        |        |         |         |
| Total.....                             | 143,686          | 110,712 | 139,821     | 104,645 | 160,566 | 123,626 | 15,342 | 11,978 | 12,368 | 13,105 | 77,123  | 69,039  |
| Under 20 acres.....                    | 21,946           | 11,647  | 20,972      | 10,983  | 25,809  | 14,900  | 558    | 354    | 271    | 383    | 5,656   | 3,889   |
| 20 to 49 acres.....                    | 27,769           | 15,416  | 27,628      | 14,831  | 31,884  | 18,006  | 1,563  | 609    | 608    | 674    | 12,121  | 8,112   |
| 50 to 99 acres.....                    | 20,386           | 13,820  | 20,023      | 13,217  | 22,070  | 15,137  | 1,475  | 733    | 1,166  | 1,252  | 11,158  | 8,362   |
| 100 to 174 acres.....                  | 28,683           | 28,040  | 27,631      | 26,011  | 32,384  | 31,125  | 2,442  | 1,948  | 2,759  | 3,286  | 16,478  | 18,083  |
| 175 to 499 acres.....                  | 27,566           | 20,350  | 26,593      | 25,039  | 29,541  | 28,182  | 3,958  | 3,459  | 4,116  | 4,271  | 18,039  | 19,067  |
| 500 to 999 acres.....                  | 10,362           | 9,041   | 9,908       | 8,619   | 10,980  | 9,545   | 2,555  | 2,155  | 1,652  | 1,519  | 7,501   | 6,747   |
| 1,000 acres and over.....              | 7,574            | 6,398   | 7,068       | 5,945   | 7,888   | 6,731   | 2,791  | 2,660  | 1,796  | 1,720  | 5,570   | 4,779   |
| <b>NEW ENGLAND</b>                     |                  |         |             |         |         |         |        |        |        |        |         |         |
| <b>Maine, total.....</b>               |                  |         |             |         |         |         |        |        |        |        |         |         |
| Under 20 acres.....                    | 47,664           | 50,227  | 46,944      | 49,161  | 47,292  | 49,576  | 212    | 158    | 11,060 | 18,361 | 24,852  | 24,341  |
| 20 to 49 acres.....                    | 3,456            | 3,017   | 3,375       | 2,921   | 3,676   | 3,262   | 10     | 8      | 191    | 231    | 1,815   | 1,638   |
| 50 to 99 acres.....                    | 6,487            | 7,179   | 6,330       | 6,966   | 6,354   | 6,941   | 10     | 18     | 740    | 1,201  | 2,424   | 4,180   |
| 100 to 174 acres.....                  | 14,781           | 15,874  | 14,553      | 15,018  | 14,474  | 15,276  | 53     | 43     | 2,883  | 4,999  | 6,994   | 10,532  |
| 175 to 499 acres.....                  | 14,809           | 15,552  | 14,646      | 15,459  | 14,668  | 15,723  | 67     | 48     | 4,244  | 7,089  | 8,590   | 11,321  |
| 500 to 999 acres.....                  | 7,634            | 8,045   | 7,555       | 7,652   | 7,597   | 7,791   | 67     | 36     | 2,805  | 4,514  | 5,161   | 6,226   |
| 1,000 acres and over.....              | 398              | 451     | 393         | 441     | 413     | 475     | 5      | 4      | 100    | 206    | 309     | 376     |
|  | 99               | 106     | 92          | 104     | 110     | 103     |        | 1      | 37     | 61     | 69      | 83      |
| <b>New Hampshire, total.....</b>       |                  |         |             |         |         |         |        |        |        |        |         |         |
| Under 20 acres.....                    | 20,496           | 23,201  | 20,168      | 22,519  | 20,960  | 24,156  | 104    | 42     | 2,236  | 4,202  | 10,567  | 16,047  |
| 20 to 49 acres.....                    | 2,123            | 1,900   | 2,061       | 1,756   | 2,506   | 2,513   | 7      | 2      | 42     | 56     | 959     | 1,220   |
| 50 to 99 acres.....                    | 3,101            | 3,381   | 3,038       | 3,289   | 3,191   | 3,619   | 10     | 5      | 109    | 237    | 1,306   | 1,969   |
| 100 to 174 acres.....                  | 5,030            | 5,872   | 4,958       | 5,710   | 4,985   | 5,968   | 11     | 9      | 365    | 778    | 2,280   | 3,847   |
| 175 to 499 acres.....                  | 5,373            | 6,506   | 5,294       | 6,333   | 5,315   | 6,504   | 22     | 13     | 701    | 1,457  | 2,830   | 4,687   |
| 500 to 999 acres.....                  | 4,280            | 4,914   | 4,231       | 4,811   | 4,298   | 4,928   | 39     | 6      | 838    | 1,454  | 2,770   | 3,785   |
| 1,000 acres and over.....              | 458              | 477     | 456         | 466     | 461     | 472     | 10     | 3      | 143    | 168    | 243     | 285     |
|  | 131              | 151     | 130         | 148     | 144     | 152     |        | 4      | 38     | 52     | 99      | 115     |
| <b>Vermont, total.....</b>             |                  |         |             |         |         |         |        |        |        |        |         |         |
| Under 20 acres.....                    | 28,271           | 30,340  | 27,947      | 29,277  | 28,147  | 29,965  | 206    | 146    | 5,033  | 8,533  | 17,995  | 23,345  |
| 20 to 49 acres.....                    | 2,688            | 2,261   | 2,927       | 2,162   | 2,800   | 2,291   | 12     | 3      | 52     | 95     | 1,042   | 1,258   |
| 50 to 99 acres.....                    | 2,755            | 3,000   | 2,703       | 2,918   | 2,713   | 2,852   | 9      | 6      | 144    | 334    | 1,242   | 1,596   |
| 100 to 174 acres.....                  | 5,193            | 6,106   | 5,119       | 5,804   | 5,124   | 5,979   | 21     | 20     | 597    | 1,244  | 2,845   | 4,277   |
| 175 to 499 acres.....                  | 8,785            | 9,713   | 8,708       | 9,531   | 8,733   | 9,603   | 56     | 34     | 1,729  | 3,073  | 6,032   | 7,888   |
| 500 to 999 acres.....                  | 8,185            | 8,647   | 8,137       | 8,267   | 8,108   | 8,630   | 91     | 66     | 2,277  | 3,512  | 6,320   | 7,562   |
| 1,000 acres and over.....              | 504              | 517     | 556         | 501     | 569     | 515     | 14     | 13     | 200    | 281    | 443     | 432     |
|  | 101              | 96      | 97          | 94      | 100     | 95      |        | 3      | 34     | 43     | 73      | 72      |
| <b>Massachusetts, total.....</b>       |                  |         |             |         |         |         |        |        |        |        |         |         |
| Under 20 acres.....                    | 27,532           | 29,187  | 27,193      | 28,162  | 28,173  | 31,444  | 155    | 120    | 1,028  | 1,447  | 11,005  | 14,573  |
| 20 to 49 acres.....                    | 5,274            | 4,676   | 5,149       | 4,473   | 6,003   | 6,096   | 17     | 10     | 37     | 31     | 1,848   | 1,982   |
| 50 to 99 acres.....                    | 6,794            | 7,050   | 6,708       | 6,841   | 6,941   | 7,435   | 25     | 23     | 81     | 84     | 2,403   | 2,854   |
| 100 to 174 acres.....                  | 6,894            | 7,470   | 6,836       | 7,092   | 6,795   | 7,839   | 20     | 24     | 106    | 243    | 2,609   | 3,086   |
| 175 to 499 acres.....                  | 5,137            | 5,969   | 5,090       | 5,826   | 5,039   | 6,040   | 44     | 20     | 310    | 451    | 2,285   | 3,369   |
| 500 to 999 acres.....                  | 3,064            | 3,649   | 3,042       | 3,559   | 3,027   | 3,649   | 37     | 31     | 375    | 548    | 1,653   | 2,410   |
| 1,000 acres and over.....              | 293              | 313     | 293         | 304     | 283     | 314     | 3      | 5      | 43     | 73     | 177     | 217     |
|  | 76               | 70      | 75          | 67      | 85      | 71      |        | 1      | 16     | 17     | 50      | 43      |
| <b>Rhode Island, total.....</b>        |                  |         |             |         |         |         |        |        |        |        |         |         |
| Under 20 acres.....                    | 4,001            | 4,211   | 3,932       | 4,047   | 4,113   | 4,644   | 34     | 23     | 242    | 333    | 1,665   | 2,061   |
| 20 to 49 acres.....                    | 690              | 679     | 675         | 642     | 677     | 974     |        |        | 14     | 17     | 289     | 279     |
| 50 to 99 acres.....                    | 893              | 927     | 874         | 896     | 911     | 1,033   | 6      | 6      | 33     | 33     | 352     | 431     |
| 100 to 174 acres.....                  | 1,054            | 1,092   | 1,040       | 1,042   | 1,023   | 1,124   | 12     | 3      | 51     | 71     | 415     | 497     |
| 175 to 499 acres.....                  | 837              | 937     | 822         | 908     | 796     | 941     | 6      | 7      | 67     | 103    | 358     | 505     |
| 500 to 999 acres.....                  | 456              | 516     | 450         | 500     | 436     | 513     | 8      | 5      | 68     | 95     | 211     | 302     |
| 1,000 acres and over.....              | 48               | 45      | 48          | 45      | 48      | 45      |        |        | 7      | 11     | 27      | 36      |
|  | 23               | 15      | 23          | 14      | 22      | 14      |        |        | 2      | 3      | 13      | 11      |
| <b>Connecticut, total.....</b>         |                  |         |             |         |         |         |        |        |        |        |         |         |
| Under 20 acres.....                    | 21,315           | 22,053  | 20,844      | 21,497  | 20,966  | 22,984  | 186    | 131    | 741    | 1,258  | 8,854   | 13,359  |
| 20 to 49 acres.....                    | 3,236            | 2,824   | 3,147       | 2,687   | 3,471   | 3,517   | 3      | 14     | 22     | 15     | 1,145   | 1,527   |
| 50 to 99 acres.....                    | 5,013            | 4,959   | 4,914       | 4,786   | 4,853   | 5,158   | 23     | 16     | 62     | 75     | 1,785   | 2,742   |
| 100 to 174 acres.....                  | 5,748            | 6,184   | 5,630       | 6,116   | 5,639   | 6,285   | 48     | 32     | 148    | 274    | 2,325   | 3,044   |
| 175 to 499 acres.....                  | 4,630            | 5,040   | 4,532       | 4,998   | 4,388   | 5,096   | 54     | 28     | 230    | 420    | 2,126   | 3,315   |
| 500 to 999 acres.....                  | 2,475            | 2,848   | 2,416       | 2,743   | 2,400   | 2,779   | 48     | 33     | 234    | 418    | 1,343   | 1,982   |
| 1,000 acres and over.....              | 177              | 178     | 171         | 174     | 180     | 173     |        | 1      | 30     | 48     | 110     | 133     |
|  | 36               | 26      | 34          | 23      | 35      | 26      |        | 1      | 9      | 8      | 20      | 13      |
| <b>MIDDLE ATLANTIC</b>                 |                  |         |             |         |         |         |        |        |        |        |         |         |
| <b>New York, total.....</b>            |                  |         |             |         |         |         |        |        |        |        |         |         |
| Under 20 acres.....                    | 185,664          | 201,510 | 184,024     | 196,366 | 186,435 | 203,489 | 1,890  | 1,645  | 24,854 | 40,625 | 107,372 | 151,764 |
| 20 to 49 acres.....                    | 15,128           | 19,348  | 17,780      | 18,650  | 21,084  | 22,502  | 71     | 95     | 284    | 437    | 6,873   | 11,069  |
| 50 to 99 acres.....                    | 25,290           | 29,339  | 25,002      | 28,226  | 25,538  | 29,959  | 125    | 189    | 989    | 1,977  | 11,240  | 19,483  |
| 100 to 174 acres.....                  | 52,137           | 60,188  | 51,667      | 58,001  | 51,354  | 58,807  | 404    | 402    | 5,594  | 10,009 | 29,552  | 44,797  |
| 175 to 499 acres.....                  | 55,824           | 61,918  | 58,151      | 61,117  | 57,397  | 61,540  | 628    | 489    | 10,598 | 17,430 | 37,994  | 50,483  |
| 500 to 999 acres.....                  | 30,294           | 29,448  | 30,147      | 29,121  | 29,792  | 29,371  | 590    | 403    | 7,021  | 10,276 | 20,842  | 24,348  |
| 1,000 acres and over.....              | 1,063            | 1,048   | 1,051       | 1,042   | 1,047   | 1,065   | 50     | 47     | 304    | 417    | 719     | 819     |
|  | 222              | 226     | 220         | 209     | 228     | 225     |        | 20     | 64     | 79     | 146     | 164     |
| <b>New Jersey, total.....</b>          |                  |         |             |         |         |         |        |        |        |        |         |         |
| Under 20 acres.....                    | 25,713           | 28,117  | 25,275      | 27,177  | 28,732  | 30,838  | 1,878  | 2,359  | 878    | 1,561  | 16,051  | 22,422  |
| 20 to 49 acres.....                    | 3,553            | 3,891   | 3,456       | 3,737   | 5,454   | 5,557   | 61     | 102    | 61     | 59     | 1,961   | 2,790   |
| 50 to 99 acres.....                    | 5,626            | 5,952   | 5,506       | 5,728   | 6,594   | 6,811   | 154    | 209    | 40     | 56     | 3,133   | 4,111   |
| 100 to 174 acres.....                  | 7,411            | 8,163   | 7,318       | 7,925   | 7,557   | 8,301   | 581    | 625    | 154    | 277    | 4,648   | 7,312   |
| 175 to 499 acres.....                  | 6,876            | 7,552   | 6,785       | 7,354   | 6,849   | 7,520   | 730    | 978    | 460    | 797    | 4,795   | 6,108   |
| 500 to 999 acres.....                  | 2,111            | 2,409   | 2,079       | 2,289   | 2,118   | 2,396   | 322    | 282    | 397    | 397    | 1,431   | 1,933   |
| 1,000 acres and over.....              | 97               | 94      | 94          | 88      | 106     | 93      |        | 19     | 21     | 10     | 63      | 68      |
|  | 39               | 56      | 37          | 56      | 54      | 60      |        | 11     | 10     | 6      | 20      | 40      |
| <b>Pennsylvania, total.....</b>        |                  |         |             |         |         |         |        |        |        |        |         |         |
| Under 20 acres.....                    | 192,948          | 203,585 | 191,174     | 200,036 | 184,363 | 195,983 | 17,896 | 15,336 | 25,436 | 44,057 | 142,655 | 175,354 |
| 20 to 49 acres.....                    | 23,884           | 24,622  | 23,481      | 23,904  | 22,614  | 22,814  | 416    | 399    | 240    | 449    | 14,861  | 19,066  |
| 50 to 99 acres.....                    | 34,385           | 37,062  | 33,962      | 36,362  | 31,881  | 34,792  | 1,502  | 1,400  | 1,155  | 2,774  | 22,279  | 30,940  |
| 100 to 174 acres.....                  | 61,892           | 66,167  | 61,360      | 65,145  | 59,057  | 63,579  | 5,567  | 4,474  | 6,491  | 13,192 | 45,870  | 57,117  |
| 175 to 499 acres.....                  | 53,693           | 56,341  | 53,363      | 56,131  | 52,110  | 55,358  | 7,041  | 6,611  | 11,292 | 18,407 | 43,758  | 50,601  |
| 500 to 999 acres.....                  | 18,405           | 18,553  | 18,285      | 17,681  | 17,980  | 18,632  | 2,642  | 2,328  | 6,021  | 8,640  | 15,332  | 16,917  |
| 1,000 acres and over.....              | 578              | 640     | 573         | 628     | 570     | 617     |        | 83     | 203    | 287    | 442     | 545     |
|  | 151              | 200     | 150         | 185     | 151     | 211     |        | 24     | 34     | 68     | 113     | 168     |

DOMESTIC ANIMALS ON FARMS CLASSIFIED BY SIZE OF FARMS—NUMBER OF FARMS REPORTING THE SEVERAL CLASSES OF ANIMALS, BY DIVISIONS AND STATES: 1910 AND 1900—Continued.

Table 18—Continued.

FARMS REPORTING—

| DIVISION OR STATE AND SIZE GROUP. | All cattle. |         | Dairy cows. |         | Horses. |         | Mules.  |         | Sheep. |        | Swine.  |         |
|-----------------------------------|-------------|---------|-------------|---------|---------|---------|---------|---------|--------|--------|---------|---------|
|                                   | 1910        | 1900    | 1910        | 1900    | 1910    | 1900    | 1910    | 1900    | 1910   | 1900   | 1910    | 1900    |
| <b>EAST NORTH CENTRAL</b>         |             |         |             |         |         |         |         |         |        |        |         |         |
| Ohio, total.....                  | 244,224     | 249,994 | 241,736     | 244,405 | 243,301 | 251,788 | 10,628  | 7,852   | 71,556 | 73,636 | 190,850 | 216,472 |
| Under 20 acres.....               | 24,191      | 22,817  | 23,840      | 22,187  | 25,631  | 25,062  | 891     | 444     | 760    | 5,094  | 12,230  | 16,514  |
| 20 to 49 acres.....               | 43,410      | 50,002  | 42,917      | 48,094  | 43,256  | 50,199  | 1,133   | 1,142   | 4,461  | 5,009  | 28,712  | 40,450  |
| 50 to 99 acres.....               | 33,885      | 85,075  | 33,093      | 33,690  | 32,831  | 84,798  | 2,726   | 2,125   | 22,477 | 23,678 | 69,258  | 74,679  |
| 100 to 174 acres.....             | 67,183      | 66,169  | 66,021      | 64,770  | 66,309  | 65,078  | 3,673   | 2,380   | 29,758 | 29,342 | 58,016  | 60,731  |
| 175 to 499 acres.....             | 24,689      | 24,810  | 24,427      | 24,654  | 24,414  | 24,993  | 2,493   | 1,566   | 13,631 | 14,600 | 21,824  | 23,148  |
| 500 to 999 acres.....             | 756         | 801     | 742         | 863     | 755     | 910     | 177     | 155     | 429    | 443    | 734     | 816     |
| 1,000 acres and over.....         | 104         | 150     | 96          | 141     | 105     | 148     | 35      | 40      | 40     | 70     | 76      | 134     |
| Indiana, total.....               | 193,876     | 197,594 | 191,828     | 193,417 | 195,268 | 202,815 | 33,225  | 29,091  | 38,191 | 48,046 | 159,137 | 180,219 |
| Under 20 acres.....               | 15,264      | 13,078  | 15,023      | 13,225  | 16,451  | 16,020  | 816     | 1,046   | 371    | 365    | 8,210   | 10,366  |
| 20 to 49 acres.....               | 33,202      | 38,322  | 32,703      | 37,272  | 34,363  | 40,710  | 3,610   | 4,052   | 2,322  | 3,487  | 23,745  | 33,786  |
| 50 to 99 acres.....               | 63,091      | 65,896  | 62,507      | 64,854  | 62,915  | 66,809  | 8,027   | 7,703   | 11,050 | 15,162 | 53,188  | 61,346  |
| 100 to 174 acres.....             | 55,641      | 53,693  | 55,190      | 52,375  | 55,138  | 53,163  | 11,334  | 9,149   | 15,316 | 18,452 | 49,646  | 50,049  |
| 175 to 499 acres.....             | 25,616      | 24,709  | 25,371      | 24,455  | 25,354  | 24,834  | 8,287   | 6,574   | 8,756  | 10,083 | 23,408  | 23,498  |
| 500 to 999 acres.....             | 925         | 1,080   | 898         | 1,093   | 911     | 1,072   | 474     | 490     | 342    | 454    | 830     | 1,000   |
| 1,000 acres and over.....         | 137         | 216     | 130         | 197     | 136     | 207     | 77      | 82      | 34     | 53     | 110     | 174     |
| Illinois, total.....              | 231,000     | 236,781 | 228,267     | 230,625 | 235,407 | 246,614 | 54,572  | 49,758  | 26,262 | 25,422 | 181,028 | 220,405 |
| Under 20 acres.....               | 13,382      | 11,981  | 13,138      | 11,332  | 14,745  | 14,560  | 931     | 1,127   | 235    | 175    | 6,626   | 8,762   |
| 20 to 49 acres.....               | 27,018      | 31,408  | 20,530      | 30,103  | 20,019  | 35,262  | 4,689   | 4,925   | 1,155  | 1,312  | 18,615  | 28,873  |
| 50 to 99 acres.....               | 63,950      | 59,837  | 52,052      | 57,931  | 54,615  | 62,119  | 10,882  | 4,670   | 4,028  | 4,947  | 43,241  | 55,366  |
| 100 to 174 acres.....             | 78,225      | 78,752  | 77,052      | 78,288  | 78,288  | 79,345  | 18,747  | 16,845  | 9,896  | 9,243  | 68,577  | 74,349  |
| 175 to 499 acres.....             | 57,032      | 53,053  | 50,512      | 52,001  | 56,747  | 53,069  | 18,369  | 15,434  | 9,749  | 9,173  | 52,131  | 50,903  |
| 500 to 999 acres.....             | 1,810       | 1,994   | 1,763       | 1,914   | 1,804   | 2,003   | 885     | 868     | 508    | 502    | 1,645   | 1,935   |
| 1,000 acres and over.....         | 183         | 176     | 232         | 232     | 189     | 256     | 119     | 131     | 48     | 65     | 190     | 227     |
| Michigan, total.....              | 185,081     | 180,158 | 183,098     | 175,920 | 184,267 | 183,914 | 1,865   | 1,311   | 54,865 | 63,339 | 131,658 | 143,292 |
| Under 20 acres.....               | 8,754       | 8,049   | 8,579       | 7,740   | 9,360   | 9,559   | 26      | 56      | 286    | 271    | 3,202   | 4,334   |
| 20 to 49 acres.....               | 41,448      | 48,800  | 40,831      | 47,559  | 41,029  | 50,142  | 231     | 347     | 4,384  | 7,313  | 22,787  | 36,685  |
| 50 to 99 acres.....               | 68,715      | 66,190  | 68,030      | 64,474  | 68,235  | 66,419  | 516     | 427     | 13,800 | 23,319 | 50,612  | 53,405  |
| 100 to 174 acres.....             | 48,774      | 41,754  | 48,426      | 41,337  | 48,324  | 42,311  | 614     | 288     | 21,445 | 22,001 | 40,045  | 35,017  |
| 175 to 499 acres.....             | 10,691      | 14,755  | 10,557      | 14,232  | 16,602  | 14,851  | 439     | 175     | 9,592  | 9,573  | 14,449  | 13,272  |
| 500 to 999 acres.....             | 557         | 480     | 543         | 458     | 571     | 498     | 25      | 10      | 283    | 298    | 451     | 480     |
| 1,000 acres and over.....         | 142         | 130     | 132         | 120     | 146     | 134     | 14      | 8       | 75     | 59     | 112     | 99      |
| Wisconsin, total.....             | 165,600     | 158,362 | 164,560     | 156,136 | 160,577 | 154,769 | 1,545   | 2,178   | 30,040 | 47,061 | 125,171 | 130,521 |
| Under 20 acres.....               | 7,476       | 6,785   | 7,396       | 6,667   | 6,685   | 6,119   | 42      | 45      | 110    | 175    | 2,534   | 3,939   |
| 20 to 49 acres.....               | 20,319      | 22,110  | 20,127      | 21,099  | 18,238  | 20,370  | 145     | 291     | 1,033  | 2,004  | 10,227  | 15,288  |
| 50 to 99 acres.....               | 51,094      | 49,532  | 50,795      | 48,944  | 49,870  | 48,694  | 318     | 601     | 6,693  | 13,068 | 37,854  | 41,137  |
| 100 to 174 acres.....             | 56,732      | 52,903  | 56,429      | 52,053  | 55,999  | 52,361  | 499     | 684     | 12,664 | 18,800 | 47,814  | 46,103  |
| 175 to 499 acres.....             | 28,023      | 25,863  | 28,708      | 25,732  | 28,730  | 26,159  | 489     | 509     | 9,343  | 11,913 | 25,860  | 23,136  |
| 500 to 999 acres.....             | 936         | 931     | 918         | 923     | 924     | 935     | 46      | 39      | 363    | 429    | 798     | 829     |
| 1,000 acres and over.....         | 121         | 122     | 117         | 118     | 131     | 125     | 6       | 9       | 34     | 42     | 84      | 89      |
| <b>WEST NORTH CENTRAL</b>         |             |         |             |         |         |         |         |         |        |        |         |         |
| Minnesota, total.....             | 146,703     | 141,557 | 145,584     | 139,438 | 142,846 | 140,519 | 2,813   | 3,797   | 24,565 | 28,056 | 108,609 | 114,758 |
| Under 20 acres.....               | 4,349       | 3,527   | 4,273       | 3,279   | 3,735   | 3,207   | 22      | 36      | 87     | 109    | 1,271   | 1,726   |
| 20 to 49 acres.....               | 10,357      | 10,972  | 10,238      | 10,769  | 9,149   | 10,001  | 04      | 215     | 640    | 950    | 4,484   | 6,883   |
| 50 to 99 acres.....               | 24,452      | 26,057  | 24,227      | 26,162  | 23,861  | 26,487  | 229     | 541     | 2,444  | 3,713  | 16,065  | 20,540  |
| 100 to 174 acres.....             | 52,091      | 52,780  | 51,635      | 52,423  | 50,738  | 53,323  | 8,752   | 1,295   | 8,438  | 10,860 | 39,154  | 43,191  |
| 175 to 499 acres.....             | 51,844      | 44,407  | 51,021      | 43,632  | 51,738  | 44,275  | 1,455   | 1,474   | 11,923 | 11,434 | 44,458  | 39,519  |
| 500 to 999 acres.....             | 3,319       | 2,872   | 3,300       | 2,841   | 3,333   | 2,877   | 190     | 190     | 947    | 890    | 2,861   | 2,599   |
| 1,000 acres and over.....         | 201         | 342     | 290         | 332     | 292     | 339     | 38      | 46      | 86     | 100    | 316     | 300     |
| Iowa, total.....                  | 205,554     | 215,048 | 202,539     | 210,276 | 200,812 | 218,955 | 21,872  | 22,615  | 21,810 | 18,788 | 184,002 | 203,080 |
| Under 20 acres.....               | 10,474      | 8,420   | 10,306      | 8,008   | 11,845  | 8,902   | 223     | 350     | 137    | 109    | 4,872   | 6,285   |
| 20 to 49 acres.....               | 13,142      | 17,585  | 12,897      | 17,079  | 13,889  | 18,936  | 727     | 1,219   | 404    | 550    | 9,182   | 15,492  |
| 50 to 99 acres.....               | 35,787      | 45,706  | 35,089      | 44,447  | 30,808  | 47,369  | 2,800   | 3,722   | 2,686  | 2,527  | 31,144  | 43,063  |
| 100 to 174 acres.....             | 78,054      | 77,931  | 76,929      | 70,714  | 79,306  | 78,407  | 7,693   | 7,579   | 8,264  | 6,774  | 73,300  | 74,840  |
| 175 to 499 acres.....             | 65,500      | 62,281  | 64,765      | 61,011  | 65,256  | 62,156  | 6,685   | 8,395   | 9,736  | 8,262  | 69,009  | 60,397  |
| 500 to 999 acres.....             | 2,401       | 2,802   | 2,353       | 2,701   | 2,383   | 2,790   | 609     | 719     | 481    | 495    | 2,299   | 2,710   |
| 1,000 acres and over.....         | 207         | 334     | 200         | 316     | 205     | 335     | 75      | 131     | 42     | 42     | 196     | 313     |
| Missouri, total.....              | 249,971     | 246,609 | 245,403     | 240,140 | 248,865 | 255,522 | 112,285 | 101,631 | 44,081 | 38,013 | 214,424 | 225,254 |
| Under 20 acres.....               | 12,079      | 11,013  | 12,641      | 10,560  | 13,222  | 13,740  | 2,093   | 2,414   | 308    | 317    | 7,693   | 7,897   |
| 20 to 49 acres.....               | 37,734      | 41,803  | 30,755      | 40,344  | 37,872  | 46,897  | 12,171  | 12,872  | 2,168  | 2,511  | 29,078  | 37,049  |
| 50 to 99 acres.....               | 67,092      | 69,639  | 66,728      | 68,170  | 66,980  | 72,301  | 25,905  | 24,276  | 9,061  | 7,973  | 57,799  | 63,936  |
| 100 to 174 acres.....             | 70,681      | 74,118  | 75,510      | 72,414  | 75,110  | 79,570  | 37,365  | 32,477  | 16,534 | 14,186 | 69,014  | 69,472  |
| 175 to 499 acres.....             | 50,725      | 46,079  | 50,007      | 45,038  | 49,683  | 45,283  | 31,336  | 26,813  | 14,782 | 11,970 | 47,248  | 43,368  |
| 500 to 999 acres.....             | 3,346       | 3,213   | 3,270       | 3,105   | 3,288   | 3,163   | 2,519   | 2,351   | 1,036  | 887    | 3,119   | 3,023   |
| 1,000 acres and over.....         | 514         | 544     | 486         | 509     | 510     | 559     | 396     | 428     | 142    | 169    | 468     | 509     |
| North Dakota, total.....          | 64,224      | 37,128  | 62,977      | 35,044  | 69,945  | 41,694  | 2,800   | 2,049   | 3,671  | 4,957  | 42,972  | 26,930  |
| Under 20 acres.....               | 181         | 615     | 166         | 252     | 170     | 695     | 3       | 9       | 21     | 21     | 56      | 98      |
| 20 to 49 acres.....               | 308         | 444     | 298         | 289     | 329     | 379     | 11      | 3       | 9      | 19     | 128     | 136     |
| 50 to 99 acres.....               | 818         | 520     | 777         | 458     | 959     | 572     | 13      | 17      | 42     | 53     | 347     | 283     |
| 100 to 174 acres.....             | 16,037      | 12,796  | 15,980      | 11,970  | 19,846  | 15,773  | 488     | 604     | 595    | 1,373  | 8,385   | 7,989   |
| 175 to 499 acres.....             | 31,592      | 16,572  | 31,213      | 16,027  | 33,695  | 17,835  | 1,314   | 782     | 1,658  | 2,420  | 12,226  | 13,226  |
| 500 to 999 acres.....             | 12,310      | 4,865   | 12,201      | 4,760   | 12,552  | 5,036   | 724     | 384     | 1,043  | 818    | 9,892   | 4,098   |
| 1,000 acres and over.....         | 2,369       | 1,316   | 2,342       | 1,288   | 2,394   | 1,815   | 247     | 247     | 253    | 253    | 2,029   | 1,100   |
| South Dakota, total.....          | 65,047      | 47,402  | 61,046      | 44,197  | 70,782  | 50,198  | 5,025   | 2,831   | 5,159  | 6,392  | 48,029  | 37,896  |
| Under 20 acres.....               | 564         | 678     | 544         | 515     | 554     | 651     | 20      | 25      | 14     | 36     | 224     | 272     |
| 20 to 49 acres.....               | 793         | 696     | 769         | 645     | 894     | 794     | 31      | 39      | 33     | 31     | 139     | 474     |
| 50 to 99 acres.....               | 1,785       | 1,568   | 1,485       | 1,485   | 1,790   | 1,790   | 90      | 87      | 110    | 99     | 1,139   | 1,252   |
| 100 to 174 acres.....             | 18,688      | 13,792  | 17,945      | 12,570  | 23,084  | 15,093  | 1,386   | 710     | 827    | 1,412  | 12,026  | 10,286  |
| 175 to 499 acres.....             | 31,714</    |         |             |         |         |         |         |         |        |        |         |         |

DOMESTIC ANIMALS ON FARMS CLASSIFIED BY SIZE OF FARMS—NUMBER OF FARMS REPORTING THE SEVERAL CLASSES OF ANIMALS, BY DIVISIONS AND STATES: 1910 AND 1900—Continued.

Table 18—Continued.

| DIVISION OR STATE AND SIZE GROUP.    | FARMS REPORTING— |         |             |         |         |         |         |         |        |        |         |         |
|--------------------------------------|------------------|---------|-------------|---------|---------|---------|---------|---------|--------|--------|---------|---------|
|                                      | All cattle.      |         | Dairy cows. |         | Horses. |         | Mules.  |         | Sheep. |        | Swine.  |         |
|                                      | 1910             | 1900    | 1910        | 1900    | 1910    | 1900    | 1910    | 1900    | 1910   | 1900   | 1910    | 1900    |
| <b>WEST NORTH CENTRAL—Continued.</b> |                  |         |             |         |         |         |         |         |        |        |         |         |
| Nebraska, total.....                 | 117,440          | 109,895 | 114,467     | 105,913 | 123,977 | 116,129 | 28,438  | 21,791  | 3,043  | 2,764  | 102,832 | 102,581 |
| Under 20 acres.....                  | 3,191            | 2,405   | 3,151       | 2,288   | 3,169   | 2,441   | 144     | 156     | 20     | 32     | 1,749   | 1,858   |
| 20 to 49 acres.....                  | 3,424            | 3,594   | 3,350       | 3,537   | 3,970   | 4,401   | 343     | 446     | 20     | 44     | 2,520   | 3,304   |
| 50 to 99 acres.....                  | 10,086           | 14,872  | 9,847       | 13,523  | 11,868  | 16,327  | 1,821   | 2,280   | 128    | 127    | 8,536   | 13,426  |
| 100 to 174 acres.....                | 40,332           | 41,845  | 39,580      | 40,822  | 42,538  | 45,026  | 9,039   | 7,688   | 811    | 769    | 36,514  | 39,918  |
| 175 to 499 acres.....                | 49,371           | 39,165  | 44,547      | 38,056  | 46,339  | 39,316  | 13,370  | 9,203   | 1,460  | 1,236  | 41,939  | 37,284  |
| 500 to 999 acres.....                | 11,276           | 8,992   | 10,469      | 5,680   | 12,282  | 6,009   | 2,020   | 1,455   | 369    | 333    | 8,513   | 5,098   |
| 1,000 acres and over.....            | 3,700            | 2,022   | 3,514       | 2,007   | 3,811   | 2,319   | 1,101   | 557     | 219    | 223    | 3,061   | 1,636   |
| Kansas, total.....                   | 180,138          | 155,286 | 157,119     | 149,902 | 168,481 | 164,106 | 61,895  | 41,709  | 3,153  | 2,095  | 131,331 | 138,724 |
| Under 20 acres.....                  | 5,432            | 4,522   | 5,329       | 4,404   | 6,007   | 5,450   | 385     | 400     | 18     | 18     | 2,864   | 3,220   |
| 20 to 49 acres.....                  | 8,028            | 8,733   | 7,850       | 8,313   | 9,367   | 10,796  | 1,406   | 1,478   | 61     | 26     | 5,398   | 7,282   |
| 50 to 99 acres.....                  | 22,306           | 27,205  | 21,881      | 25,919  | 24,425  | 29,806  | 5,886   | 5,228   | 273    | 162    | 17,717  | 22,761  |
| 100 to 174 acres.....                | 52,229           | 53,576  | 51,281      | 52,136  | 55,150  | 55,951  | 18,743  | 13,320  | 981    | 540    | 43,278  | 49,754  |
| 175 to 499 acres.....                | 58,774           | 49,010  | 57,835      | 47,643  | 59,996  | 49,963  | 27,562  | 16,193  | 1,430  | 931    | 50,891  | 45,105  |
| 500 to 999 acres.....                | 10,113           | 8,725   | 9,857       | 8,331   | 10,267  | 8,055   | 5,531   | 3,482   | 283    | 251    | 8,557   | 7,801   |
| 1,000 acres and over.....            | 3,250            | 3,385   | 3,088       | 3,156   | 3,269   | 3,445   | 1,882   | 1,608   | 107    | 167    | 2,686   | 2,811   |
| <b>SOUTH ATLANTIC</b>                |                  |         |             |         |         |         |         |         |        |        |         |         |
| Delaware, total.....                 | 8,498            | 7,924   | 8,259       | 7,689   | 9,857   | 9,033   | 2,722   | 2,223   | 266    | 466    | 7,928   | 8,155   |
| Under 20 acres.....                  | 677              | 412     | 646         | 391     | 1,188   | 724     | 45      | 36      | 4      | 4      | 706     | 497     |
| 20 to 49 acres.....                  | 1,360            | 1,096   | 1,308       | 1,064   | 1,764   | 1,402   | 221     | 180     | 10     | 21     | 1,280   | 1,194   |
| 50 to 99 acres.....                  | 2,488            | 2,164   | 2,411       | 2,039   | 2,753   | 2,448   | 754     | 446     | 48     | 107    | 2,269   | 2,255   |
| 100 to 174 acres.....                | 2,668            | 2,635   | 2,520       | 2,593   | 2,713   | 2,806   | 1,036   | 853     | 101    | 161    | 2,353   | 2,653   |
| 175 to 499 acres.....                | 1,352            | 1,646   | 1,324       | 1,542   | 1,387   | 1,578   | 642     | 674     | 96     | 162    | 1,264   | 1,488   |
| 500 to 999 acres.....                | 48               | 66      | 47          | 66      | 48      | 70      | 23      | 38      | 0      | 15     | 50      | 64      |
| 1,000 acres and over.....            | 5                | 5       | 3           | 4       | 4       | 5       | 1       | 1       | 0      | 0      | 4       | 4       |
| Maryland, total.....                 | 39,653           | 38,447  | 38,826      | 36,009  | 43,374  | 41,598  | 8,869   | 7,135   | 6,228  | 6,339  | 35,194  | 37,415  |
| Under 20 acres.....                  | 5,089            | 4,506   | 4,848       | 4,042   | 6,806   | 5,991   | 342     | 301     | 50     | 46     | 4,935   | 5,081   |
| 20 to 49 acres.....                  | 6,559            | 5,906   | 6,375       | 5,459   | 7,297   | 6,760   | 825     | 566     | 221    | 235    | 5,478   | 5,776   |
| 50 to 99 acres.....                  | 8,833            | 8,210   | 8,683       | 7,694   | 9,064   | 8,673   | 1,747   | 1,193   | 818    | 837    | 7,554   | 7,818   |
| 100 to 174 acres.....                | 10,825           | 10,799  | 10,676      | 10,209  | 10,881  | 11,041  | 2,907   | 2,291   | 2,179  | 2,114  | 9,690   | 10,238  |
| 175 to 499 acres.....                | 7,786            | 8,371   | 7,692       | 7,988   | 7,765   | 8,508   | 2,779   | 2,523   | 2,712  | 2,825  | 7,037   | 7,904   |
| 500 to 999 acres.....                | 486              | 571     | 478         | 547     | 485     | 580     | 224     | 221     | 214    | 253    | 435     | 536     |
| 1,000 acres and over.....            | 75               | 78      | 74          | 70      | 70      | 79      | 45      | 40      | 34     | 29     | 65      | 68      |
| Dist. Columbia, total.....           | 109              | 170     | 108         | 169     | 195     | 255     | 17      | 21      | .....  | .....  | 50      | 63      |
| Under 20 acres.....                  | 47               | 81      | 46          | 80      | 105     | 143     | 3       | 7       | .....  | .....  | 17      | 21      |
| 20 to 49 acres.....                  | 36               | 50      | 36          | 50      | 61      | 70      | 10      | 9       | .....  | .....  | 20      | 21      |
| 50 to 99 acres.....                  | 13               | 26      | 13          | 26      | 17      | 30      | 1       | 3       | .....  | .....  | 7       | 16      |
| 100 to 174 acres.....                | 10               | 9       | 10          | 9       | 9       | 8       | 1       | 1       | .....  | .....  | 4       | 3       |
| 175 to 499 acres.....                | 3                | 2       | 3           | 2       | 3       | 2       | 2       | 2       | .....  | .....  | 2       | 1       |
| 500 to 999 acres.....                | .....            | 2       | .....       | 2       | .....   | 2       | .....   | 2       | .....  | .....  | .....   | 1       |
| 1,000 acres and over.....            | .....            | .....   | .....       | .....   | .....   | .....   | .....   | .....   | .....  | .....  | .....   | .....   |
| Virginia, total.....                 | 153,772          | 134,861 | 148,565     | 126,792 | 127,758 | 123,347 | 30,688  | 25,477  | 21,514 | 24,732 | 140,176 | 140,266 |
| Under 20 acres.....                  | 25,769           | 18,382  | 23,969      | 16,452  | 17,369  | 15,634  | 2,070   | 1,601   | 570    | 758    | 23,802  | 23,637  |
| 20 to 49 acres.....                  | 33,375           | 26,872  | 31,748      | 24,020  | 26,232  | 23,610  | 4,905   | 3,190   | 1,762  | 2,141  | 31,003  | 28,591  |
| 50 to 99 acres.....                  | 34,240           | 29,023  | 33,373      | 27,546  | 28,808  | 26,333  | 6,457   | 4,054   | 4,178  | 4,589  | 30,641  | 29,202  |
| 100 to 174 acres.....                | 31,004           | 20,460  | 30,494      | 28,325  | 27,065  | 27,665  | 7,351   | 6,032   | 5,840  | 6,673  | 27,830  | 28,819  |
| 175 to 499 acres.....                | 25,104           | 26,179  | 24,789      | 25,612  | 23,570  | 25,252  | 7,972   | 7,352   | 7,217  | 8,237  | 22,911  | 25,185  |
| 500 to 999 acres.....                | 3,323            | 3,909   | 3,263       | 3,817   | 3,203   | 3,875   | 1,453   | 1,812   | 1,421  | 1,745  | 3,095   | 3,789   |
| 1,000 acres and over.....            | 951              | 1,036   | 929         | 1,011   | 911     | 1,029   | 480     | 536     | 526    | 589    | 888     | 986     |
| West Virginia, total.....            | 88,759           | 83,235  | 87,004      | 80,477  | 70,777  | 74,254  | 6,629   | 6,388   | 26,179 | 30,266 | 66,884  | 73,498  |
| Under 20 acres.....                  | 11,599           | 8,972   | 11,313      | 8,643   | 5,718   | 5,783   | 660     | 490     | 612    | 666    | 7,442   | 7,800   |
| 20 to 49 acres.....                  | 18,344           | 16,947  | 17,691      | 15,794  | 13,001  | 14,259  | 1,084   | 978     | 2,458  | 3,126  | 12,308  | 14,042  |
| 50 to 99 acres.....                  | 25,569           | 23,675  | 25,242      | 23,158  | 21,545  | 22,033  | 1,787   | 1,662   | 6,748  | 8,162  | 19,498  | 20,974  |
| 100 to 174 acres.....                | 19,546           | 19,424  | 19,205      | 18,949  | 17,767  | 18,312  | 1,542   | 1,587   | 8,521  | 9,395  | 15,994  | 17,530  |
| 175 to 499 acres.....                | 12,008           | 12,193  | 11,815      | 11,947  | 11,172  | 11,820  | 1,272   | 1,314   | 6,729  | 7,557  | 10,198  | 11,354  |
| 500 to 999 acres.....                | 1,275            | 1,423   | 1,244       | 1,421   | 1,177   | 1,477   | 197     | 224     | 835    | 974    | 1,087   | 1,341   |
| 1,000 acres and over.....            | 418              | 591     | 404         | 565     | 397     | 560     | 87      | 133     | 276    | 386    | 357     | 427     |
| North Carolina, total.....           | 186,158          | 163,077 | 173,635     | 144,553 | 109,208 | 108,180 | 110,747 | 88,591  | 14,710 | 28,941 | 198,127 | 182,682 |
| Under 20 acres.....                  | 25,067           | 16,121  | 19,015      | 12,223  | 10,229  | 7,448   | 7,602   | 4,610   | 585    | 1,087  | 25,202  | 20,950  |
| 20 to 49 acres.....                  | 47,786           | 36,766  | 43,839      | 30,629  | 26,376  | 22,963  | 30,070  | 19,438  | 1,722  | 3,319  | 50,788  | 45,806  |
| 50 to 99 acres.....                  | 51,104           | 43,319  | 48,430      | 39,207  | 29,616  | 28,586  | 30,310  | 23,086  | 3,618  | 7,096  | 51,761  | 46,941  |
| 100 to 174 acres.....                | 39,049           | 37,443  | 37,437      | 35,155  | 24,545  | 26,457  | 24,482  | 21,871  | 4,226  | 8,582  | 38,360  | 39,229  |
| 175 to 499 acres.....                | 22,987           | 25,564  | 21,986      | 25,811  | 15,978  | 19,543  | 16,662  | 16,662  | 3,805  | 7,518  | 22,856  | 28,229  |
| 500 to 999 acres.....                | 2,432            | 2,990   | 2,268       | 2,732   | 1,864   | 2,420   | 1,866   | 2,220   | 549    | 1,036  | 2,440   | 2,976   |
| 1,000 acres and over.....            | 733              | 874     | 660         | 796     | 600     | 743     | 570     | 704     | 205    | 303    | 720     | 842     |
| South Carolina, total.....           | 120,084          | 101,645 | 109,179     | 81,483  | 58,633  | 58,541  | 97,799  | 75,428  | 1,731  | 3,921  | 121,870 | 110,994 |
| Under 20 acres.....                  | 17,735           | 15,645  | 12,994      | 8,140   | 8,691   | 7,316   | 7,888   | 3,922   | 51     | 101    | 17,758  | 16,912  |
| 20 to 49 acres.....                  | 44,642           | 31,213  | 41,009      | 24,957  | 18,369  | 16,952  | 39,920  | 25,921  | 152    | 281    | 47,889  | 37,536  |
| 50 to 99 acres.....                  | 27,042           | 22,598  | 25,704      | 18,807  | 12,874  | 12,453  | 23,346  | 18,553  | 268    | 716    | 26,402  | 23,894  |
| 100 to 174 acres.....                | 16,863           | 16,742  | 16,212      | 15,349  | 9,106   | 10,322  | 14,539  | 14,036  | 382    | 952    | 16,408  | 17,279  |
| 175 to 499 acres.....                | 11,253           | 12,339  | 10,873      | 11,412  | 7,502   | 8,890   | 9,858   | 10,423  | 539    | 1,302  | 11,011  | 12,451  |
| 500 to 999 acres.....                | 1,767            | 2,138   | 1,697       | 1,957   | 1,415   | 1,762   | 1,574   | 1,791   | 193    | 355    | 1,715   | 2,070   |
| 1,000 acres and over.....            | 732              | 970     | 690         | 801     | 676     | 846     | 674     | 782     | 146    | 214    | 687     | 852     |
| Georgia, total.....                  | 213,203          | 158,707 | 202,650     | 146,044 | 87,257  | 92,600  | 186,512 | 133,148 | 10,891 | 21,847 | 213,447 | 174,232 |
| Under 20 acres.....                  | 14,722           | 9,058   | 13,504      | 7,802   | 7,856   | 5,894   | 8,150   | 4,193   | 175    | 286    | 13,770  | 10,013  |
| 20 to 49 acres.....                  | 72,638           | 40,406  | 68,253      | 36,296  | 24,131  | 21,495  | 71,987  | 39,909  | 435    | 918    | 78,777  | 51,297  |
| 50 to 99 acres.....                  | 57,170           | 40,312  | 54,878      | 30,548  | 21,401  | 20,908  | 49,271  | 32,976  | 917    | 2,120  | 54,926  | 42,488  |
| 100 to 174 acres.....                | 37,981           | 34,927  | 36,666      | 33,112  | 16,645  | 20,196  | 31,492  | 28,000  | 1,373  | 2,835  | 36,128  | 35,973  |
| 175 to 499 acres.....                | 25,617           | 27,898  | 24,587      | 26,023  | 13,652  | 18,650  | 21,248  | 22,731  | 1,671  | 3,403  | 24,832  | 28,464  |
| 500 to 999 acres.....                | 3,682            | 4,350   | 3,483       | 4,118   | 2,488   | 3,374   | 3,172   | 3,699   | 385    | 788    | 3,631   | 4,348   |
| 1,000 acres and over.....            | 1,390            | 1,766   | 1,279       | 1,545   | 1,084   | 1,483   | 1,192   | 1,560   | 211    | 481    |         |         |

# SIZE OF FARMS.

DOMESTIC ANIMALS ON FARMS CLASSIFIED BY SIZE OF FARMS—NUMBER OF FARMS REPORTING THE SEVERAL CLASSES OF ANIMALS, BY DIVISIONS AND STATES: 1910 AND 1900—Continued.

Table 18—Continued.

| DIVISION OR STATE AND SIZE GROUP. | FARMS REPORTING— |         |             |         |         |         |         |         |        |        |         |         |
|-----------------------------------|------------------|---------|-------------|---------|---------|---------|---------|---------|--------|--------|---------|---------|
|                                   | All cattle.      |         | Dairy cows. |         | Horses. |         | Mules.  |         | Sheep. |        | Swine.  |         |
|                                   | 1910             | 1900    | 1910        | 1900    | 1910    | 1900    | 1910    | 1900    | 1910   | 1900   | 1910    | 1900    |
| <b>SOUTH ATLANTIC—Contd.</b>      |                  |         |             |         |         |         |         |         |        |        |         |         |
| Florida, total.....               | 31,551           | 26,328  | 26,490      | 21,104  | 29,290  | 26,972  | 14,448  | 8,680   | 651    | 864    | 35,593  | 30,151  |
| Under 20 acres.....               | 3,537            | 2,866   | 2,776       | 2,114   | 4,108   | 2,956   | 602     | 393     | 18     | 30     | 3,599   | 2,621   |
| 20 to 49 acres.....               | 9,799            | 7,825   | 8,013       | 5,810   | 9,677   | 8,333   | 4,089   | 2,305   | 100    | 51     | 12,223  | 9,623   |
| 50 to 99 acres.....               | 7,002            | 5,398   | 5,937       | 4,397   | 6,299   | 5,768   | 3,331   | 1,726   | 117    | 133    | 8,039   | 6,192   |
| 100 to 174 acres.....             | 6,351            | 5,907   | 5,497       | 4,966   | 5,240   | 5,957   | 3,296   | 2,013   | 167    | 311    | 6,901   | 7,112   |
| 175 to 499 acres.....             | 3,942            | 3,507   | 3,479       | 3,060   | 3,138   | 3,197   | 2,399   | 1,719   | 184    | 253    | 3,963   | 3,558   |
| 500 to 999 acres.....             | 595              | 570     | 518         | 512     | 520     | 533     | 421     | 354     | 54     | 55     | 583     | 522     |
| 1,000 acres and over.....         | 325              | 249     | 270         | 245     | 308     | 220     | 215     | 170     | 41     | 31     | 283     | 223     |
| <b>EAST SOUTH CENTRAL</b>         |                  |         |             |         |         |         |         |         |        |        |         |         |
| Kentucky, total.....              | 220,608          | 196,308 | 216,181     | 189,905 | 175,945 | 181,179 | 97,796  | 85,288  | 45,697 | 50,835 | 172,846 | 180,626 |
| Under 20 acres.....               | 35,002           | 25,843  | 33,705      | 24,307  | 23,155  | 23,037  | 7,125   | 6,062   | 2,025  | 2,152  | 23,555  | 24,423  |
| 20 to 49 acres.....               | 48,348           | 40,713  | 47,292      | 39,203  | 37,395  | 38,155  | 16,923  | 13,633  | 4,149  | 5,030  | 36,179  | 36,971  |
| 50 to 99 acres.....               | 60,905           | 54,100  | 59,884      | 52,185  | 49,936  | 49,299  | 27,267  | 22,097  | 12,013 | 13,117 | 48,143  | 49,283  |
| 100 to 174 acres.....             | 47,911           | 45,727  | 47,277      | 44,871  | 40,706  | 42,652  | 26,664  | 23,521  | 15,059 | 16,447 | 40,523  | 42,040  |
| 175 to 499 acres.....             | 25,909           | 26,994  | 25,545      | 26,484  | 22,550  | 25,351  | 17,853  | 17,728  | 11,202 | 12,543 | 23,116  | 25,144  |
| 500 to 999 acres.....             | 2,117            | 2,403   | 2,069       | 2,343   | 1,862   | 2,204   | 1,655   | 1,844   | 1,047  | 1,286  | 1,949   | 2,204   |
| 1,000 acres and over.....         | 416              | 528     | 409         | 512     | 341     | 481     | 309     | 398     | 202    | 260    | 381     | 491     |
| Tennessee, total.....             | 209,990          | 185,311 | 205,360     | 179,025 | 153,338 | 158,355 | 123,887 | 112,385 | 29,987 | 37,905 | 181,844 | 186,626 |
| Under 20 acres.....               | 30,522           | 22,028  | 20,314      | 20,630  | 18,748  | 17,660  | 10,501  | 8,715   | 1,058  | 1,661  | 24,259  | 24,330  |
| 20 to 49 acres.....               | 39,184           | 40,682  | 57,640      | 44,400  | 39,509  | 38,662  | 31,360  | 24,928  | 3,160  | 4,778  | 50,465  | 49,492  |
| 50 to 99 acres.....               | 56,127           | 51,153  | 65,164      | 49,706  | 42,790  | 43,858  | 34,496  | 30,695  | 7,830  | 10,211 | 48,795  | 49,944  |
| 100 to 174 acres.....             | 40,026           | 39,765  | 39,474      | 38,923  | 32,207  | 34,876  | 28,243  | 27,605  | 9,611  | 11,438 | 35,918  | 38,498  |
| 175 to 499 acres.....             | 21,893           | 23,209  | 21,576      | 22,838  | 18,035  | 18,076  | 17,413  | 15,347  | 7,406  | 8,779  | 20,294  | 22,579  |
| 500 to 999 acres.....             | 1,804            | 1,964   | 1,765       | 1,915   | 1,573   | 1,817   | 1,530   | 1,678   | 748    | 833    | 1,708   | 1,909   |
| 1,000 acres and over.....         | 434              | 510     | 427         | 493     | 376     | 474     | 344     | 417     | 174    | 205    | 406     | 498     |
| Alabama, total.....               | 212,231          | 168,338 | 203,929     | 154,427 | 91,508  | 98,680  | 155,673 | 120,215 | 6,628  | 17,962 | 190,251 | 171,602 |
| Under 20 acres.....               | 23,358           | 15,963  | 21,379      | 13,321  | 10,596  | 10,501  | 10,657  | 6,242   | 145    | 524    | 19,896  | 16,899  |
| 20 to 49 acres.....               | 82,090           | 63,987  | 78,190      | 48,044  | 30,643  | 30,643  | 29,571  | 61,874  | 788    | 2,171  | 74,107  | 58,420  |
| 50 to 99 acres.....               | 50,755           | 39,949  | 49,430      | 37,865  | 21,247  | 22,705  | 39,263  | 29,518  | 1,433  | 3,743  | 45,030  | 39,854  |
| 100 to 174 acres.....             | 33,725           | 33,008  | 33,035      | 31,867  | 15,988  | 20,479  | 25,893  | 23,822  | 2,004  | 5,947  | 30,632  | 32,576  |
| 175 to 499 acres.....             | 19,356           | 21,150  | 19,053      | 20,344  | 10,842  | 14,262  | 15,558  | 16,356  | 1,707  | 4,775  | 17,896  | 20,391  |
| 500 to 999 acres.....             | 2,174            | 2,744   | 2,113       | 2,616   | 1,572   | 2,239   | 1,778   | 2,254   | 293    | 610    | 2,003   | 2,690   |
| 1,000 acres and over.....         | 773              | 937     | 739         | 980     | 680     | 853     | 650     | 780     | 138    | 192    | 687     | 892     |
| Mississippi, total.....           | 195,338          | 149,680 | 189,943     | 139,307 | 128,650 | 127,033 | 147,852 | 119,983 | 5,727  | 14,430 | 183,529 | 162,949 |
| Under 20 acres.....               | 27,872           | 16,254  | 26,361      | 14,390  | 18,867  | 15,647  | 12,668  | 17,714  | 177    | 481    | 31,716  | 22,123  |
| 20 to 49 acres.....               | 78,589           | 62,090  | 76,057      | 45,771  | 45,016  | 40,835  | 61,452  | 45,087  | 569    | 1,189  | 79,526  | 61,472  |
| 50 to 99 acres.....               | 40,866           | 32,474  | 40,131      | 31,146  | 27,565  | 27,615  | 28,816  | 22,921  | 907    | 2,566  | 37,596  | 32,713  |
| 100 to 174 acres.....             | 28,789           | 28,360  | 28,406      | 20,801  | 24,398  | 24,398  | 20,648  | 18,481  | 1,801  | 4,997  | 26,693  | 20,909  |
| 175 to 499 acres.....             | 16,538           | 17,381  | 16,370      | 17,226  | 13,253  | 15,534  | 13,023  | 13,090  | 1,729  | 4,278  | 15,526  | 16,790  |
| 500 to 999 acres.....             | 1,947            | 2,319   | 1,904       | 2,266   | 1,790   | 2,204   | 1,627   | 1,958   | 337    | 700    | 1,819   | 2,214   |
| 1,000 acres and over.....         | 737              | 802     | 714         | 754     | 698     | 800     | 618     | 732     | 147    | 219    | 653     | 728     |
| <b>WEST SOUTH CENTRAL</b>         |                  |         |             |         |         |         |         |         |        |        |         |         |
| Arkansas, total.....              | 167,494          | 132,662 | 163,643     | 126,235 | 124,393 | 121,760 | 110,014 | 88,824  | 8,397  | 18,302 | 157,209 | 138,620 |
| Under 20 acres.....               | 10,711           | 10,607  | 15,893      | 9,696   | 12,773  | 11,771  | 10,288  | 7,367   | 145    | 359    | 16,630  | 12,391  |
| 20 to 49 acres.....               | 55,009           | 37,540  | 53,401      | 33,125  | 37,720  | 33,337  | 37,247  | 25,710  | 728    | 1,785  | 51,908  | 38,783  |
| 50 to 99 acres.....               | 41,307           | 31,373  | 40,668      | 30,968  | 30,933  | 28,615  | 25,346  | 20,039  | 1,759  | 3,951  | 37,763  | 31,971  |
| 100 to 174 acres.....             | 30,664           | 36,146  | 36,145      | 35,798  | 28,218  | 32,480  | 28,313  | 22,938  | 3,320  | 7,596  | 34,115  | 36,813  |
| 175 to 499 acres.....             | 10,368           | 15,437  | 16,196      | 15,157  | 13,439  | 13,847  | 12,072  | 11,366  | 2,256  | 4,237  | 15,479  | 15,183  |
| 500 to 999 acres.....             | 1,092            | 1,186   | 1,073       | 1,140   | 975     | 1,124   | 932     | 1,053   | 145    | 294    | 1,008   | 1,136   |
| 1,000 acres and over.....         | 343              | 373     | 327         | 351     | 335     | 376     | 316     | 351     | 44     | 80     | 306     | 343     |
| Louisiana, total.....             | 85,355           | 69,449  | 82,147      | 63,987  | 79,565  | 82,289  | 51,668  | 53,948  | 3,656  | 5,740  | 86,568  | 71,073  |
| Under 20 acres.....               | 12,786           | 8,567   | 12,071      | 7,500   | 14,672  | 14,229  | 7,561   | 8,688   | 131    | 150    | 15,473  | 12,082  |
| 20 to 49 acres.....               | 31,832           | 22,025  | 30,542      | 20,876  | 30,434  | 30,193  | 18,675  | 20,159  | 581    | 418    | 33,186  | 24,324  |
| 50 to 99 acres.....               | 17,844           | 14,137  | 17,312      | 13,153  | 15,117  | 14,664  | 10,047  | 9,107   | 774    | 954    | 16,812  | 13,265  |
| 100 to 174 acres.....             | 12,710           | 13,504  | 12,361      | 12,555  | 10,345  | 12,942  | 7,690   | 7,624   | 865    | 1,784  | 11,725  | 12,044  |
| 175 to 499 acres.....             | 7,897            | 8,133   | 7,692       | 7,898   | 6,770   | 7,773   | 5,714   | 5,879   | 882    | 1,743  | 7,321   | 7,270   |
| 500 to 999 acres.....             | 1,407            | 1,338   | 1,338       | 1,277   | 1,338   | 1,504   | 1,195   | 1,296   | 230    | 425    | 1,275   | 1,345   |
| 1,000 acres and over.....         | 879              | 956     | 831         | 908     | 889     | 984     | 788     | 896     | 193    | 266    | 776     | 783     |
| Oklahoma, <sup>1</sup> total..... | 156,842          | 83,074  | 153,693     | 78,218  | 163,204 | 97,384  | 90,488  | 41,646  | 850    | 804    | 135,741 | 78,794  |
| Under 20 acres.....               | 4,030            | 3,573   | 3,898       | 3,273   | 4,792   | 5,328   | 1,247   | 1,439   | 19     | 100    | 3,267   | 4,155   |
| 20 to 49 acres.....               | 21,182           | 12,792  | 20,595      | 12,155  | 22,628  | 16,826  | 11,102  | 7,062   | 87     | 114    | 19,363  | 14,045  |
| 50 to 99 acres.....               | 31,593           | 12,192  | 30,899      | 11,716  | 31,975  | 14,526  | 18,489  | 7,066   | 87     | 114    | 27,315  | 12,275  |
| 100 to 174 acres.....             | 64,950           | 39,428  | 63,873      | 36,938  | 68,047  | 44,836  | 30,839  | 17,313  | 300    | 240    | 54,696  | 34,804  |
| 175 to 499 acres.....             | 31,712           | 11,898  | 31,205      | 11,493  | 32,335  | 12,641  | 20,351  | 6,818   | 319    | 146    | 28,058  | 10,946  |
| 500 to 999 acres.....             | 2,574            | 1,780   | 2,473       | 1,623   | 2,611   | 1,858   | 1,864   | 1,117   | 75     | 48     | 2,338   | 1,577   |
| 1,000 acres and over.....         | 831              | 1,411   | 747         | 1,080   | 816     | 1,369   | 831     | 831     | 30     | 27     | 704     | 992     |
| Texas, total.....                 | 336,707          | 273,332 | 324,983     | 260,437 | 319,207 | 292,988 | 242,578 | 185,435 | 6,876  | 6,416  | 293,586 | 277,605 |
| Under 20 acres.....               | 15,047           | 13,022  | 13,704      | 11,946  | 17,702  | 19,910  | 5,843   | 6,120   | 189    | 117    | 11,277  | 13,870  |
| 20 to 49 acres.....               | 92,242           | 59,829  | 59,218      | 56,504  | 60,952  | 73,553  | 43,815  | 41,421  | 281    | 363    | 57,623  | 70,720  |
| 50 to 99 acres.....               | 94,020           | 73,049  | 82,010      | 70,111  | 88,286  | 72,746  | 69,354  | 50,681  | 635    | 724    | 82,849  | 75,001  |
| 100 to 174 acres.....             | 86,935           | 64,636  | 85,447      | 63,289  | 80,204  | 64,836  | 64,836  | 44,908  | 1,170  | 1,421  | 75,731  | 62,811  |
| 175 to 499 acres.....             | 55,942           | 41,655  | 54,573      | 40,655  | 54,161  | 41,624  | 42,392  | 29,059  | 2,176  | 1,818  | 68,610  | 58,973  |
| 500 to 999 acres.....             | 12,042           | 9,710   | 11,315      | 9,085   | 12,134  | 9,898   | 9,073   | 6,178   | 1,048  | 704    | 9,913   | 8,463   |
| 1,000 acres and over.....         | 10,479           | 10,831  | 8,626       | 8,787   | 10,658  | 10,765  | 7,265   | 7,668   | 1,417  | 1,197  | 7,583   | 7,767   |
| <b>MOUNTAIN</b>                   |                  |         |             |         |         |         |         |         |        |        |         |         |
| Montana, total.....               | 18,354           | 11,180  | 16,774      | 9,526   | 22,383  | 12,464  | 1,058   | 424     | 2,252  | 1,481  | 9,160   | 5,237   |
| Under 20 acres.....               | 435              | 450     | 375         | 302     | 612     | 526     | 8       | 14      | 111    | 89     | 115     | 69      |
| 20 to 49 acres.....               | 627              | 305     | 598         | 263     | 814     | 357     | 19      | 8       | 27     | 11     | 285     | 107     |
| 50 to 99 acres.....               | 895              | 443     | 835         | 380     | 1,118   | 511     | 45      | 13      | 34     | 37     | 468     | 225     |
|                                   |                  |         |             |         |         |         |         |         |        |        |         |         |







DOMESTIC ANIMALS ON FARMS CLASSIFIED BY SIZE OF FARMS—VALUE OF THE SEVERAL CLASSES OF ANIMALS, BY DIVISIONS AND STATES: 1910—Continued.

Table 19—Continued. Table with columns: DIVISION OR STATE AND SIZE GROUP, All cattle, All horses, All mules, Asses and burros, All sheep, Goats and kids, All swine. Rows include New England (Maine, New Hampshire, Vermont, Massachusetts, Rhode Island, Connecticut) and Middle Atlantic (New York, New Jersey, Pennsylvania) and East North Central (Ohio, Indiana).







DOMESTIC ANIMALS ON FARMS CLASSIFIED BY SIZE OF FARMS—VALUE OF THE SEVERAL CLASSES OF ANIMALS, BY DIVISIONS AND STATES: 1910—Continued.

| DIVISION OR STATE AND SIZE GROUP. | All cattle.        | All horses.        | All mules.       | Asses and burros. | All sheep.         | Goats and kids. | All swine.       |
|-----------------------------------|--------------------|--------------------|------------------|-------------------|--------------------|-----------------|------------------|
| <b>MOUNTAIN—Continued.</b>        |                    |                    |                  |                   |                    |                 |                  |
| <b>Utah, total</b> .....          | <b>\$8,948,702</b> | <b>\$9,899,835</b> | <b>\$157,497</b> | <b>\$68,246</b>   | <b>\$8,634,735</b> | <b>\$75,547</b> | <b>\$445,653</b> |
| Under 20 acres.....               | 790,516            | 913,144            | 9,825            | 2,032             | 1,138,396          | 23,708          | 34,184           |
| 20 to 49 acres.....               | 1,062,278          | 1,860,880          | 15,796           | 13,365            | 701,249            | 15,006          | 73,907           |
| 50 to 99 acres.....               | 1,172,048          | 1,940,201          | 18,270           | 8,172             | 788,583            | 9,968           | 88,797           |
| 100 to 174 acres.....             | 1,536,986          | 1,888,344          | 26,958           | 5,019             | 689,407            | 6,280           | 83,339           |
| 175 to 499 acres.....             | 2,012,512          | 2,039,019          | 38,227           | 18,441            | 1,561,268          | 11,445          | 91,429           |
| 500 to 999 acres.....             | 864,953            | 698,750            | 14,866           | 4,742             | 808,516            | 8,762           | 28,801           |
| 1,000 acres and over.....         | 1,509,409          | 659,497            | 33,555           | 15,875            | 2,947,256          | 378             | 35,196           |
| <b>Nevada, total</b> .....        | <b>9,766,723</b>   | <b>3,770,402</b>   | <b>233,800</b>   | <b>35,995</b>     | <b>5,101,328</b>   | <b>11,710</b>   | <b>151,851</b>   |
| Under 20 acres.....               | 263,003            | 96,802             | 3,450            | 830               | 378,803            | 3,025           | 2,282            |
| 20 to 49 acres.....               | 78,343             | 112,959            | 5,105            | 95                | 41,461             | 57              | 5,580            |
| 50 to 99 acres.....               | 137,386            | 179,077            | 10,200           | 322               | 17,375             | 2,889           | 10,874           |
| 100 to 174 acres.....             | 504,374            | 372,084            | 14,675           | 4,221             | 468,429            | 175             | 20,650           |
| 175 to 499 acres.....             | 726,683            | 603,014            | 30,482           | 7,014             | 356,878            | 218             | 39,533           |
| 500 to 999 acres.....             | 847,361            | 415,464            | 57,208           | 6,470             | 488,785            | 3,096           | 24,601           |
| 1,000 acres and over.....         | 7,209,573          | 1,990,312          | 112,590          | 17,043            | 3,349,537          | 2,750           | 48,331           |
| <b>PACIFIC</b>                    |                    |                    |                  |                   |                    |                 |                  |
| <b>Washington, total</b> .....    | <b>12,183,465</b>  | <b>29,680,849</b>  | <b>1,776,297</b> | <b>82,405</b>     | <b>1,931,170</b>   | <b>31,682</b>   | <b>1,674,927</b> |
| Under 20 acres.....               | 690,822            | 1,133,065          | 14,920           | 125               | 123,104            | 899             | 88,431           |
| 20 to 49 acres.....               | 1,578,857          | 2,189,404          | 24,320           | 20                | 33,861             | 2,137           | 140,501          |
| 50 to 99 acres.....               | 1,758,925          | 2,292,030          | 33,040           | 2,510             | 81,230             | 3,237           | 160,061          |
| 100 to 174 acres.....             | 2,864,785          | 5,009,220          | 113,404          | 9,585             | 177,879            | 9,627           | 299,750          |
| 175 to 499 acres.....             | 2,919,721          | 8,111,973          | 271,360          | 12,990            | 202,184            | 10,805          | 486,270          |
| 500 to 999 acres.....             | 1,037,030          | 5,853,468          | 342,005          | 21,375            | 205,412            | 4,749           | 269,672          |
| 1,000 acres and over.....         | 1,293,325          | 5,025,489          | 976,522          | 35,800            | 1,108,510          | 148             | 240,242          |
| <b>Oregon, total</b> .....        | <b>17,570,685</b>  | <b>25,181,143</b>  | <b>1,185,788</b> | <b>150,777</b>    | <b>12,213,942</b>  | <b>370,637</b>  | <b>1,570,949</b> |
| Under 20 acres.....               | 376,241            | 716,712            | 12,730           | 1,390             | 776,210            | 757             | 39,338           |
| 20 to 49 acres.....               | 740,528            | 1,468,935          | 24,860           | 2,157             | 90,620             | 9,120           | 80,273           |
| 50 to 99 acres.....               | 1,234,178          | 2,284,833          | 35,170           | 4,460             | 167,547            | 28,128          | 158,538          |
| 100 to 174 acres.....             | 2,744,761          | 4,776,232          | 86,510           | 10,805            | 1,090,371          | 79,241          | 343,575          |
| 175 to 499 acres.....             | 4,214,980          | 7,223,216          | 185,069          | 44,815            | 1,813,288          | 140,463         | 532,472          |
| 500 to 999 acres.....             | 2,440,845          | 3,948,884          | 241,546          | 41,225            | 1,364,430          | 61,053          | 219,841          |
| 1,000 acres and over.....         | 5,819,146          | 4,702,331          | 599,903          | 45,925            | 6,911,470          | 45,875          | 106,912          |
| <b>California, total</b> .....    | <b>52,785,068</b>  | <b>47,099,196</b>  | <b>9,016,444</b> | <b>347,315</b>    | <b>8,348,997</b>   | <b>320,829</b>  | <b>5,106,803</b> |
| Under 20 acres.....               | 1,154,088          | 2,848,423          | 114,408          | 4,071             | 92,857             | 4,681           | 308,202          |
| 20 to 49 acres.....               | 2,462,061          | 5,724,887          | 385,507          | 6,749             | 29,527             | 6,845           | 280,969          |
| 50 to 99 acres.....               | 2,589,337          | 4,757,188          | 392,280          | 19,880            | 96,729             | 13,417          | 345,049          |
| 100 to 174 acres.....             | 4,179,069          | 6,225,905          | 628,183          | 36,950            | 210,822            | 47,610          | 619,714          |
| 175 to 499 acres.....             | 7,660,862          | 10,708,468         | 1,770,534        | 93,996            | 725,383            | 71,100          | 1,202,442        |
| 500 to 999 acres.....             | 6,048,310          | 6,324,251          | 1,786,465        | 55,565            | 795,404            | 58,397          | 792,030          |
| 1,000 acres and over.....         | 28,691,341         | 10,510,074         | 3,938,977        | 120,498           | 6,398,275          | 118,779         | 1,558,387        |





DOMESTIC ANIMALS ON FARMS CLASSIFIED BY SIZE OF FARMS—NUMBER AND VALUE OF THE SEVERAL CLASSES OF MATURE ANIMALS, BY DIVISIONS AND STATES: 1910—Continued.

Table 20—Continued. Table with columns: DIVISION OR STATE AND SIZE GROUP, DAIRY COWS (Number, Value), MATURE HORSES (Number, Value), MATURE MULES (Number, Value), MATURE SHEEP (Number, Value), MATURE SWINE (Number, Value). Rows include Geographic Divisions (Pacific, New England, Middle Atlantic) and various farm size categories (Under 20 acres, 20 to 49 acres, etc.).





DOMESTIC ANIMALS ON FARMS CLASSIFIED BY SIZE OF FARMS—NUMBER AND VALUE OF THE SEVERAL CLASSES OF MATURE ANIMALS, BY DIVISIONS AND STATES: 1910—Continued.

Table 20—Continued.

Table with columns for Division or State and Size Group, Dairy Cows (Number, Value), Mature Horses (Number, Value), Mature Mules (Number, Value), Mature Sheep (Number, Value), and Mature Swine (Number, Value). Rows are categorized by region: EAST SOUTH CENTRAL, WEST SOUTH CENTRAL, and MOUNTAIN. Each region lists total values for the state and then breaks down by farm size (Under 20, 20 to 49, 50 to 99, 100 to 174, 175 to 499, 500 to 999, 1,000+ acres).

DOMESTIC ANIMALS ON FARMS CLASSIFIED BY SIZE OF FARMS—NUMBER AND VALUE OF THE SEVERAL CLASSES OF MATURE ANIMALS, BY DIVISIONS AND STATES: 1910—Continued.

Table 20—Continued. Table with columns: DIVISION OR STATE AND SIZE GROUP, DAIRY COWS (Number, Value), MATURE HORSES (Number, Value), MATURE MULES (Number, Value), MATURE SHEEP (Number, Value), MATURE SWINE (Number, Value). Rows include states like Wyoming, Colorado, New Mexico, Arizona, Utah, Nevada, Washington, Oregon, and California, categorized by farm size (e.g., Under 20 acres, 20 to 49 acres, etc.).