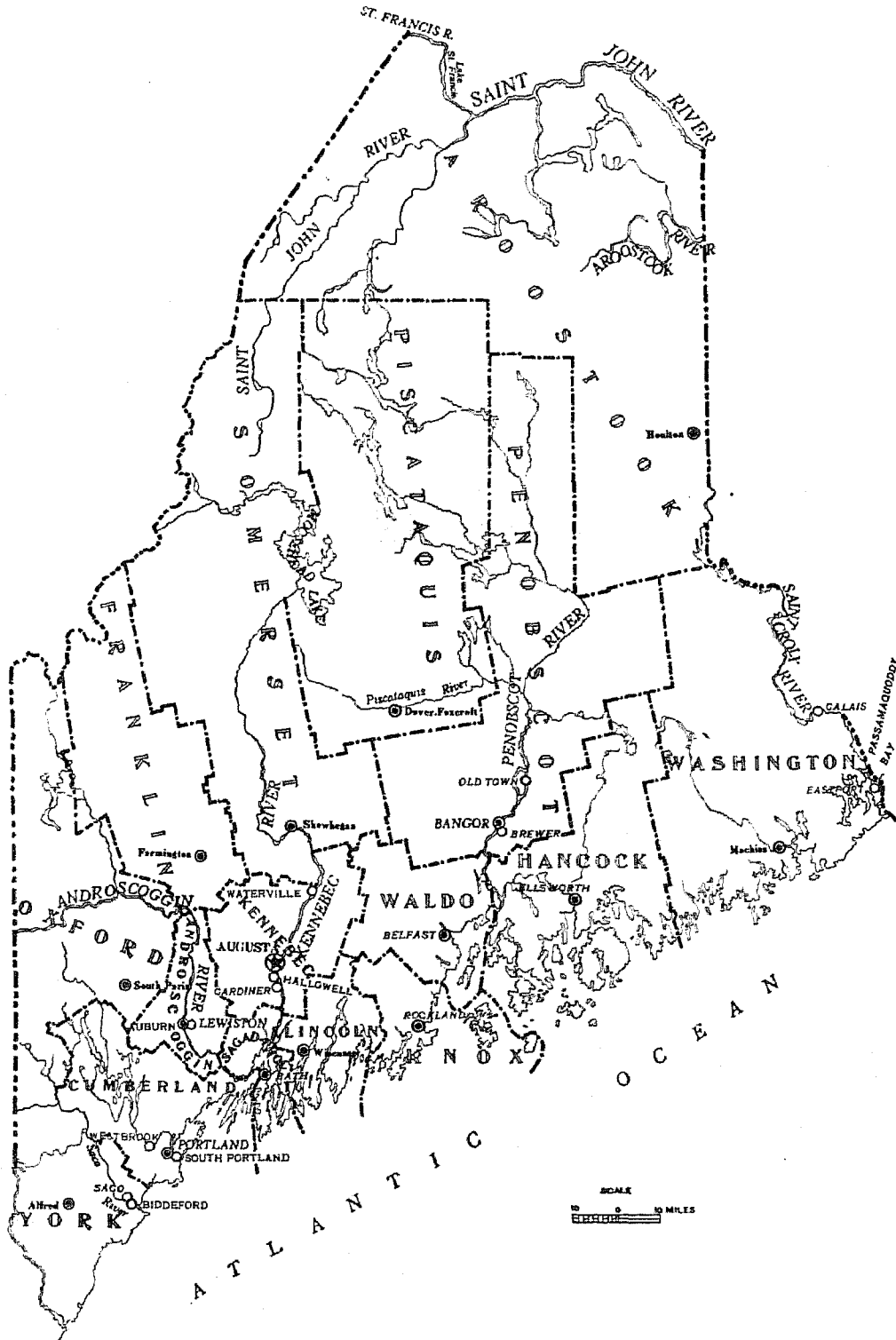


MAINE

MAINE

COUNTIES, PRINCIPAL CITIES, AND RIVERS



COUNTY TABLE I.—FARMS AND FARM ACREAGE, 1930 AND 1929, BY TYPE OF FARM

(See NOTE, bottom of p. 8)

ITEM AND TYPE OF FARM (See definitions in Introduction)		THE STATE	Andros- coggin	Aroostook	Cumber- land	Franklin	Hancock	Kennebec	Knox
FARMS, BY TYPE, 1930									
		<i>Number</i>	<i>Number</i>	<i>Number</i>	<i>Number</i>	<i>Number</i>	<i>Number</i>	<i>Number</i>	<i>Number</i>
1	All types.....	39,066	2,322	6,459	2,233	1,530	1,300	3,692	1,845
2	General.....	7,576	358	127	496	468	251	814	321
3	Cash-grain.....	15		11					
4	Crop-specialty.....	7,965	80	5,598	56	38	18	182	32
5	Fruit.....	686	43	1	35	41	68	41	62
6	Truck.....	385	26	4	81	29	10	34	17
7	Dairy.....	6,596	533	47	650	322	239	966	252
8	Animal-specialty.....	688	67		46	58	13	81	20
9	Poultry.....	2,073	130	4	295	28	101	185	202
10	Self-sufficing.....	4,040	260	283	148	169	157	462	282
11	Abnormal.....	8,031	630	323	363	341	385	726	630
12	Institution or country estate.....	65	6	5	10	2	5	11	7
13	Part-time.....	6,337	577	243	245	257	323	608	583
14	Boarding and lodging.....	263	13	6	33	14	7	23	10
15	Forest-product.....	1,167	19	64	62	64	44	59	29
16	Horse farm, feed lot, or livestock dealer.....	199	15	5	13	4	6	25	1
17	Unclassified.....	942	165	61	60	36	28	101	47
FARM LAND, BY TYPE									
All land in farms, 1930:									
		<i>Acres</i>	<i>Acres</i>	<i>Acres</i>	<i>Acres</i>	<i>Acres</i>	<i>Acres</i>	<i>Acres</i>	<i>Acres</i>
18	All types.....	4,639,938	215,710	868,400	211,887	220,777	149,386	365,873	144,159
19	General.....	1,029,066	47,069	16,979	48,241	74,580	38,207	96,701	40,909
20	Cash-grain.....	1,884		904					
21	Crop-specialty.....	1,158,280	10,050	790,460	8,493	5,604	2,165	18,631	2,511
22	Fruit.....	118,744	6,032	4,387	6,300	12,928	4,683	6,815	6,815
23	Truck.....	33,888	1,461	109	4,887	3,545	2,188	3,422	822
24	Dairy.....	864,545	65,216	6,217	71,525	50,327	27,737	118,046	23,141
25	Animal-specialty.....	116,291	9,919		5,416	12,901	1,852	11,708	2,797
26	Poultry.....	157,416	7,835	81	20,217	3,128	8,661	13,330	12,504
27	Self-sufficing.....	321,058	16,228	21,350	10,251	18,663	13,302	34,116	15,550
28	Abnormal.....	754,985	40,191	20,400	36,193	42,045	38,957	54,171	36,652
29	Institution or country estate.....	14,398	682	745	3,506		304	3,897	1,638
30	Part-time.....	399,680	30,102	12,166	13,436	17,472	23,400	26,533	30,380
31	Boarding and lodging.....	23,788	722	380	3,697	1,748	831	1,693	572
32	Forest-product.....	286,050	5,462	11,232	14,481	21,412	14,045	9,673	4,062
33	Horse farm, feed lot, or livestock dealer.....	31,669	3,223	1,883	1,073	1,413	2,375	2,375	
34	Unclassified.....	84,781	11,679	5,894	2,257	3,684	3,299	8,065	2,457
Average acres per farm, 1930:									
35	All types.....	119	93	134	95	144	115	102	78
36	General.....	136	121	134	97	159	136	122	127
37	Cash-grain.....	99		82					
38	Crop-specialty.....	145	126	141	152	147	120	102	78
39	Fruit.....	174	140		125	154	190	114	110
40	Truck.....	87	56	27	60	122	219	101	48
41	Dairy.....	131	122	132	110	156	116	122	92
42	Animal-specialty.....	169	148		118	222	142	145	140
43	Poultry.....	76	60	20	68	112	86	72	62
44	Self-sufficing.....	79	62	75	69	110	85	74	59
45	Abnormal.....	94	64	82	100	124	101	75	58
Crop land harvested, 1929:									
46	All types.....	1,304,014	60,680	383,003	58,780	50,864	24,919	109,735	34,208
47	General.....	240,872	11,917	3,956	12,600	17,033	5,624	10,755	9,005
48	Cash-grain.....	651		425					
49	Crop-specialty.....	474,390	3,343	365,962	2,823	1,431	504	6,765	932
50	Fruit.....	25,862	1,759		1,204	1,717	3,138	1,765	2,132
51	Truck.....	10,708	493	56	2,005	1,163	1,611	1,047	267
52	Dairy.....	245,374	19,324	1,915	23,699	13,137	5,619	39,526	6,601
53	Animal-specialty.....	27,905	2,786		1,552	3,422	345	3,193	525
54	Poultry.....	37,924	2,461	26	5,140	727	1,293	4,187	2,931
55	Self-sufficing.....	74,683	4,863	4,691	2,357	4,361	2,046	9,456	3,785
56	Abnormal.....	149,616	10,562	5,036	6,802	7,344	5,294	14,418	7,683
57	Institution or country estate.....	2,633	258	283	777		42	580	184
58	Part-time.....	98,755	8,726	2,783	3,262	4,299	3,981	10,606	6,782
59	Boarding and lodging.....	5,580	182	126	666	447	155	575	121
60	Forest-product.....	35,431	800	1,558	1,763	2,443	973	1,808	506
61	Horse farm, feed lot, or livestock dealer.....	7,217	596	286	334	155	143	849	
62	Unclassified.....	16,029	3,172	936	508	529	295	1,703	345
Plowable pasture, 1929:									
63	All types.....	259,285	16,047	49,651	17,144	13,172	8,638	30,761	7,092
64	General.....	53,723	2,873	1,319	3,433	4,048	1,832	6,612	1,738
65	Cash-grain.....	33		33					
66	Crop-specialty.....	58,964	677	43,157	574	418	120	1,497	31
67	Fruit.....	5,108	165		267	385	473	178	252
68	Truck.....	2,464	120	7	483	106	283	408	9
69	Dairy.....	63,481	5,929	440	7,833	2,797	2,205	11,660	1,526
70	Animal-specialty.....	8,116	980		480	917	92	926	121
71	Poultry.....	7,453	547		1,154	196	418	966	855
72	Self-sufficing.....	17,723	1,330	1,586	855	1,273	898	2,686	790
73	Abnormal.....	37,324	2,623	2,729	1,979	2,152	1,637	4,862	1,712
74	Unclassified.....	4,876	803	380	86	280	680	966	59
Other pasture (excluding woodland), 1929:									
75	All types.....	498,461	24,837	39,515	24,598	33,419	8,481	52,971	19,839
76	General.....	135,047	5,546	775	5,926	11,798	2,621	15,310	5,884
77	Cash-grain.....	95		20					
78	Crop-specialty.....	78,076	648	35,246	769	470	15	2,607	263
79	Fruit.....	7,808	607		172	1,449	345	578	451
80	Truck.....	3,276	209	10	293	441	75	342	94
81	Dairy.....	129,205	9,244	908	9,399	9,728	2,942	17,468	4,329
82	Animal-specialty.....	16,961	912		656	1,688	18	2,421	492
83	Poultry.....	15,748	801	3	2,463	584	744	1,694	1,415
84	Self-sufficing.....	35,073	1,608	1,068	1,407	1,986	771	4,304	2,314
85	Abnormal.....	70,700	4,699	1,113	3,170	4,708	1,480	7,214	4,223
86	Unclassified.....	7,472	666	372	341	567	70	1,024	374

AGRICULTURE—MAINE

COUNTY TABLE I.—FARMS AND FARM ACREAGE, 1930 AND 1929, BY TYPE OF FARM—Continued

[See NOTE, bottom of p. 8]

ITEM AND TYPE OF FARM (See definitions in Introduction)		Lincoln	Oxford	Penobscot	Piscataquis	Sagadahoc	Somerset	Waldo	Washington	York
FARMS, BY TYPE, 1930										
	<i>Number</i>	<i>Number</i>	<i>Number</i>	<i>Number</i>	<i>Number</i>	<i>Number</i>	<i>Number</i>	<i>Number</i>	<i>Number</i>	<i>Number</i>
1	All types.....	1,870	2,896	4,000	918	815	2,999	2,511	1,591	2,158
2	General.....	269	639	743	178	174	1,019	657	441	501
3	Cash-grain.....									
4	Crop-specialty.....	53	68	925	293	23	188	305	131	65
5	Fruit.....	10	70	29	1	4	11	50	182	38
6	Truck.....	11	61	36		5	30	16	2	23
7	Dairy.....	207	523	996	140	163	494	448	135	451
8	Animal-specialty.....	61	41	65	36	6	78	36	9	171
9	Poultry.....	316	106	98	26	66	70	182	54	207
10	Self-sufficing.....	343	337	281	91	122	326	294	233	281
11	Abnormal.....	522	538	817	236	204	716	441	390	469
12	Institution or country estate.....		5	2		3	2	2	1	4
13	Part-time.....	448	630	642	140	171	496	356	254	364
14	Boarding and lodging.....	21	40	18	1	9	27	11	7	23
15	Forest-product.....	45	126	137	92	18	163	67	121	62
16	Horse farm, feed lot, or livestock dealer.....	8	37	18	3	8	28	5	7	16
17	Unclassified.....	78	63	67	7	48	63	82	14	22
FARM LAND, BY TYPE										
All land in farms, 1930:										
	<i>Acres</i>	<i>Acres</i>	<i>Acres</i>	<i>Acres</i>	<i>Acres</i>	<i>Acres</i>	<i>Acres</i>	<i>Acres</i>	<i>Acres</i>	<i>Acres</i>
18	All types.....	189,977	393,107	504,330	152,450	91,213	407,853	293,256	233,191	213,340
19	General.....	29,918	121,438	94,870	29,044	24,733	159,887	84,219	58,668	60,433
20	Cash-grain.....			480						
21	Crop-specialty.....	7,143	11,712	149,299	43,123	2,936	28,520	46,662	22,042	8,926
22	Fruit.....	1,568	12,631	3,140		660	1,543	7,594	45,808	4,255
23	Truck.....	622	5,634	3,425		248	3,640	2,243		1,142
24	Dairy.....	24,230	85,561	133,153	22,741	20,904	77,052	61,898	18,175	58,622
25	Animal-specialty.....	9,853	7,925	12,758	5,766	3,877	15,274	4,759	1,773	9,713
26	Poultry.....	25,100	9,931	7,391	3,139	5,893	5,687	15,563	4,802	14,154
27	Self-sufficing.....	26,784	31,454	19,579	8,910	9,342	29,490	23,852	19,240	22,947
28	Abnormal.....	38,586	97,046	72,604	38,914	18,651	78,470	37,876	61,515	36,678
29	Institution or country estate.....		1,270			621				1,735
30	Part-time.....	29,697	43,819	41,902	11,316	13,352	36,284	23,115	16,951	19,755
31	Boarding and lodging.....	1,540	4,492	1,995		543	2,103	560	1,072	1,930
32	Forest-product.....	6,507	41,345	26,028	27,083	3,245	35,684	13,324	42,167	10,360
33	Horse farm, feed lot, or livestock dealer.....	842	6,120	2,769	515	920	4,369	877	1,385	2,898
34	Unclassified.....	5,773	9,775	7,681	813	3,936	8,290	8,590	1,168	1,420
Average acres per farm, 1930:										
	<i>Acres</i>	<i>Acres</i>	<i>Acres</i>	<i>Acres</i>	<i>Acres</i>	<i>Acres</i>	<i>Acres</i>	<i>Acres</i>	<i>Acres</i>	<i>Acres</i>
35	All types.....	91	140	124	166	112	136	117	147	101
36	General.....	111	174	128	163	142	157	128	133	121
37	Cash-grain.....			160						
38	Crop-specialty.....	135	172	161	212	128	152	153	168	137
39	Fruit.....	197	180	108		165	140	152	252	112
40	Truck.....	57	92	95		50	121	140		50
41	Dairy.....	117	164	134	152	128	156	138	135	122
42	Animal-specialty.....	162	133	196	160	646	196	132	197	137
43	Poultry.....	79	94	75	121	89	81	86	89	68
44	Self-sufficing.....	78	93	70	98	77	90	81	83	82
45	Abnormal.....	74	116	89	166	92	110	86	158	73
Crop land harvested, 1929:										
	<i>Acres</i>	<i>Acres</i>	<i>Acres</i>	<i>Acres</i>	<i>Acres</i>	<i>Acres</i>	<i>Acres</i>	<i>Acres</i>	<i>Acres</i>	<i>Acres</i>
46	All types.....	40,384	73,850	135,429	32,169	25,419	109,579	77,918	34,896	52,894
47	General.....	7,084	22,093	23,522	6,314	7,006	43,036	21,692	9,013	13,302
48	Cash-grain.....			226						
49	Crop-specialty.....	2,160	2,620	45,045	10,451	837	9,116	13,207	6,436	2,758
50	Fruit.....	431	2,498	820		197	401	2,240	6,478	992
51	Truck.....	154	2,250	983		45	1,091	596		369
52	Dairy.....	6,422	17,131	38,404	5,025	6,836	23,791	17,833	3,514	16,596
53	Animal-specialty.....	2,334	1,356	2,539	1,411	810	4,098	1,226	202	2,106
54	Poultry.....	5,660	2,094	1,844	681	1,651	1,552	4,167	593	2,917
55	Self-sufficing.....	5,898	6,450	5,143	1,921	2,453	7,326	5,808	2,945	5,179
56	Abnormal.....	8,792	16,093	15,469	6,215	4,742	17,667	9,277	5,696	8,520
57	Institution or country estate.....		266			138				105
58	Part-time.....	7,077	9,471	10,825	2,719	3,737	10,111	6,386	2,803	5,167
59	Boarding and lodging.....	332	786	441		150	700	172	183	614
60	Forest-product.....	1,180	4,265	3,515	3,281	415	5,936	2,447	2,591	1,860
61	Horse farm, feed lot, or livestock dealer.....	203	1,365	688	215	252	920	372	119	880
62	Unclassified.....	1,418	1,065	1,436	150	842	1,501	1,872	108	149
Plowable pasture, 1929:										
	<i>Acres</i>	<i>Acres</i>	<i>Acres</i>	<i>Acres</i>	<i>Acres</i>	<i>Acres</i>	<i>Acres</i>	<i>Acres</i>	<i>Acres</i>	<i>Acres</i>
63	All types.....	6,088	17,923	21,739	7,787	4,801	23,407	7,681	7,893	19,528
64	General.....	1,152	5,025	4,040	1,702	1,187	8,221	2,251	2,403	5,287
65	Cash-grain.....									
66	Crop-specialty.....	174	293	6,317	2,133	57	1,208	742	855	711
67	Fruit.....	25	616	222		5	235	225	1,777	283
68	Truck.....	37	557	85		30	161	85		63
69	Dairy.....	1,067	4,012	6,451	2,079	1,391	6,083	2,102	528	7,379
70	Animal-specialty.....	660	393	470	357	800	847	258	107	708
71	Poultry.....	971	248	164	92	282	232	349	219	760
72	Self-sufficing.....	960	1,456	842	281	344	1,173	744	690	1,805
73	Abnormal.....	956	5,094	2,990	1,110	500	4,636	600	1,177	2,487
74	Unclassified.....	86	209	158	33	205	611	235	43	42
Other pasture (excluding woodland), 1929:										
	<i>Acres</i>	<i>Acres</i>	<i>Acres</i>	<i>Acres</i>	<i>Acres</i>	<i>Acres</i>	<i>Acres</i>	<i>Acres</i>	<i>Acres</i>	<i>Acres</i>
75	All types.....	17,810	42,608	71,934	17,934	7,432	65,208	38,163	14,850	20,246
76	General.....	3,340	14,087	15,666	4,798	2,201	26,846	10,251	4,158	5,791
77	Cash-grain.....			75						
78	Crop-specialty.....	678	846	18,173	4,827	302	4,501	6,487	1,463	691
79	Fruit.....	108	1,521	389		155	130	648	992	263
80	Truck.....	33	503	558		44	407	205		62
81	Dairy.....	3,930	12,282	22,085	2,879	2,175	12,887	10,307	2,856	6,386
82	Animal-specialty.....	896	1,230	2,191	566	300	3,345	753	191	1,302
83	Poultry.....	1,656	957	911	316	477	640	1,821	258	978
84	Self-sufficing.....	3,078	3,303	2,863	1,126	369	4,708	2,741	1,588	1,042
85	Abnormal.....	3,417	7,311	7,833	3,341	1,271	10,856	4,259	3,004	2,801
86	Unclassified.....	474	566	1,210	81	138	798	691	70	30

AGRICULTURE—MAINE

75

COUNTY TABLE II.—VALUE OF SPECIFIED FARM PROPERTY, 1930, BY TYPE OF FARM

[See NOTE, bottom of p. 8]

ITEM AND TYPE OF FARM (See definitions in Introduction)		THE STATE	Andros- coggin	Aroostook	Cumber- land	Franklin	Hancock	Kennebec	Knox
		Dollars	Dollars	Dollars	Dollars	Dollars	Dollars	Dollars	Dollars
1	Land and buildings:								
2	All types.....	194,279,884	9,874,337	86,816,839	13,883,758	9,048,447	4,811,956	13,786,614	5,877,130
3	General.....	29,834,101	1,682,400	607,510	2,380,875	1,858,187	1,018,065	3,169,955	1,394,989
4	Cash-grain.....	70,700		62,200					
5	Crop-specialty.....	74,874,863	397,200	63,997,763	566,135	156,110	62,190	648,950	110,950
6	Fruit.....	3,625,800	250,750	510,300	189,850	283,380	258,700	217,835	
7	Truck.....	1,945,575	131,700	24,000	598,900	124,150	37,500	161,375	61,900
8	Dairy.....	32,398,141	2,825,838	281,000	4,339,620	1,574,375	1,027,250	4,793,171	1,074,070
9	Animal-specialty.....	3,094,687	403,475		218,200	335,150	50,300	320,725	67,500
10	Poultry.....	7,227,597	514,315	13,000	1,226,425	115,500	324,400	593,150	605,220
	Self-sufficing.....	10,413,746	821,800	711,916	518,100	466,945	433,681	1,213,888	534,876
11	Abnormal.....	26,456,574	2,353,475	892,775	2,417,901	1,072,680	1,435,240	2,334,130	1,635,090
12	Institution or country estate.....	2,222,721	130,000	91,450	459,051		370,320	396,800	278,250
13	Part-time.....	15,794,622	1,086,675	480,175	853,850	678,530	730,090	1,484,955	1,193,590
14	Boarding and lodging.....	1,941,775	57,500	14,300	420,000	90,700	44,000	150,875	48,950
15	Forest-product.....	5,152,706	72,600	231,250	501,500	281,250	233,530	186,200	114,300
16	Horse farm, feed lot, or livestock dealer.....	1,344,750	100,700	75,600	123,500	22,200	57,300	115,300	
17	Unclassified.....	4,332,200	587,384	226,675	1,087,300	156,400	140,050	292,570	165,700
18	Land and buildings, per farm:								
19	All types.....	4,981	4,298	10,345	6,209	3,953	3,702	3,838	3,185
20	General.....	4,938	4,336	4,784	4,800	3,970	3,623	3,894	4,246
21	Cash-grain.....	5,479		5,655					
22	Crop-specialty.....	9,400	4,965	11,432	10,110	4,108	3,455	3,566	3,748
23	Fruit.....	5,301	5,971		14,580	4,630	4,167	6,310	3,513
24	Truck.....	5,080	5,065	0,000	7,394	4,281	3,760	4,746	3,641
25	Dairy.....	4,912	5,302	5,979	6,676	4,889	4,298	4,962	4,262
26	Animal-specialty.....	4,498	6,022		4,743	5,778	3,869	3,960	3,375
27	Poultry.....	3,487	3,956	3,250	4,116	4,125	3,212	3,206	2,996
28	Self-sufficing.....	2,672	3,161	2,516	3,501	2,758	2,762	2,627	2,042
	Abnormal.....	3,299	3,736	2,764	6,661	3,164	3,728	3,215	2,600
29	Land and buildings, per acre:								
30	All types.....	42	48	77	65	27	32	38	41
31	General.....	29	36	36	49	25	27	32	34
32	Cash-grain.....	55		69					
33	Crop-specialty.....	65	40	81	07	28	29	35	48
34	Fruit.....	31	43		116	30	22	55	32
35	Truck.....	58	90	220	123	35	17	47	75
36	Dairy.....	37	43	45	61	31	37	41	46
37	Animal-specialty.....	27	41		40	26	27	27	24
38	Poultry.....	40	66	160	61	37	37	44	48
39	Self-sufficing.....	32	51	33	51	25	33	36	34
	Abnormal.....	35	59	34	67	26	37	43	45
40	Farm buildings (including dwellings):								
41	All types.....	98,858,634	5,945,446	25,323,478	8,018,668	3,337,071	2,686,760	8,497,296	3,559,502
42	General.....	16,794,513	955,900	257,350	1,335,725	1,016,101	587,325	1,985,200	800,900
43	Cash-grain.....	38,200		30,700					
44	Crop-specialty.....	29,985,633	236,000	24,007,643	341,800	75,550	36,375	377,805	76,600
45	Fruit.....	1,642,270	128,157		212,260	113,675	109,180	154,300	112,000
46	Truck.....	1,099,205	80,500	14,000	354,350	60,400	16,900	86,775	37,500
47	Dairy.....	18,523,570	1,651,060	135,700	2,499,600	895,195	546,835	2,814,470	612,614
48	Animal-specialty.....	1,738,897	234,100		128,950	177,450	26,400	189,600	39,850
49	Poultry.....	4,738,413	337,500	6,200	809,978	69,000	199,575	421,600	405,053
	Self-sufficing.....	6,140,430	483,175	328,655	305,650	265,350	257,275	762,955	337,175
50	Abnormal.....	15,343,320	1,462,395	439,600	1,329,155	575,300	786,970	1,514,390	1,039,635
51	Institution or country estate.....	1,334,165	41,500	59,300	198,505		215,850	270,350	187,100
52	Part-time.....	9,797,302	1,297,195	256,675	535,350	397,800	422,270	971,615	789,435
53	Boarding and lodging.....	1,251,525	40,000	10,900	261,309	54,450	25,500	104,275	20,800
54	Forest-product.....	2,223,388	35,600	89,825	260,900	111,850	88,650	99,650	62,300
55	Horse farm, feed lot, or livestock dealer.....	737,000	48,100	22,900	73,100	11,200	34,700	68,500	
56	Unclassified.....	2,614,377	366,659	103,600	701,200	89,050	69,925	190,200	98,175
57	Farmers' dwellings:								
58	All types.....	56,540,711	3,555,185	12,639,256	4,594,487	1,937,764	1,522,405	5,140,310	2,277,052
59	General.....	9,982,918	558,125	123,650	834,175	593,450	360,450	1,204,700	460,425
60	Cash-grain.....	17,200							
61	Crop-specialty.....	15,359,310	128,050	11,957,191	142,600	40,600	19,200	252,575	54,300
62	Fruit.....	982,210	84,100		91,300	64,612	67,950	95,400	75,950
63	Truck.....	665,875	55,200	5,500	210,600	37,525	10,200	62,000	25,350
64	Dairy.....	10,726,858	921,095	75,100	1,473,431	509,137	332,750	1,604,540	376,162
65	Animal-specialty.....	980,664	128,075		76,450	91,550	13,750	110,980	22,500
66	Poultry.....	2,998,265	212,950	5,000	556,300	39,950	117,600	268,175	265,625
	Self-sufficing.....	4,030,385	300,725	203,705	210,950	164,630	176,075	521,185	243,075
67	Abnormal.....	9,586,255	960,425	254,970	789,175	372,485	392,055	924,505	692,165
68	Institution or country estate.....	491,050	22,800	22,000	93,000		9,800	104,700	60,350
69	Part-time.....	6,711,485	863,375	172,345	370,825	269,135	300,055	660,280	566,690
70	Boarding and lodging.....	669,100	29,000	8,100	141,500	29,400	14,500	58,050	15,400
71	Forest-product.....	1,333,620	18,100	42,525	140,150	67,250	55,400	60,875	40,725
72	Horse farm, feed lot, or livestock dealer.....	381,000	27,150	10,000	43,700	6,700	12,800	40,600	
73	Unclassified.....	1,210,871	206,450	51,350	210,506	35,825	32,475	115,250	61,600
74	Implements and machinery:								
75	All types.....	28,382,752	1,209,827	10,627,820	1,410,359	910,309	613,676	1,985,090	689,010
76	General.....	4,645,803	76,227	326,494	272,704	326,494	161,578	508,289	183,715
77	Cash-grain.....	5,100		4,400					
78	Crop-specialty.....	12,362,515	64,810	10,294,019	45,395	12,030	10,575	72,453	6,835
79	Fruit.....	437,918	33,174		38,475	28,430	28,200	37,025	34,060
80	Truck.....	272,848	16,540	750	69,408	18,820	3,250	21,980	10,625
81	Dairy.....	5,193,064	464,568	44,210	542,247	262,348	142,436	794,403	156,925
82	Animal-specialty.....	462,673	50,316		29,940	45,380	10,575	50,350	8,450
83	Poultry.....	1,018,842	65,803	200	130,955	20,145	43,480	90,765	89,876
84	Self-sufficing.....	1,047,284	57,547	74,155	47,565	59,492	49,726	119,860	49,198
85	Abnormal.....	2,754,309	181,565	100,554	196,495	128,845	148,762	263,980	125,351
	Unclassified.....	286,856	40,120	33,305	41,175	8,625	15,116	26,185	3,975

AGRICULTURE—MAINE

COUNTY TABLE II.—VALUE OF SPECIFIED FARM PROPERTY, 1930, BY TYPE OF FARM—Continued

[See NOTE, bottom of p. 8]

ITEM AND TYPE OF FARM (See definitions in Introduction)	Lincoln	Oxford	Penobscot	Piscataquis	Sagadahoc	Somerset	Waldo	Washington	York
	Dollars	Dollars	Dollars	Dollars	Dollars	Dollars	Dollars	Dollars	Dollars
Land and buildings:									
All types.....	5,343,980	11,878,162	15,501,851	3,558,821	2,880,250	11,155,022	6,758,772	4,980,754	11,285,388
General.....	843,775	3,077,709	2,594,575	614,250	639,550	4,064,185	1,763,425	1,302,450	2,822,210
Cash-grain.....	14,500								
Crop-specialty.....	214,560	354,100	4,434,155	1,098,500	75,600	866,950	923,305	577,055	382,350
Fruit.....	62,500	400,775	119,490		35,500	40,650	220,600	798,660	231,500
Truck.....	26,150	279,950	147,550		25,100	141,200	84,200		101,900
Dairy.....	754,500	2,553,225	4,459,460	661,450	676,280	2,380,900	1,493,700	510,350	2,992,952
Animal-specialty.....	214,500	182,400	281,400	132,700	66,700	342,900	105,350	32,800	340,487
Poultry.....	987,500	403,487	363,800	90,000	229,800	228,750	528,850	122,775	839,625
Self-sufficing.....	781,950	1,008,600	602,680	173,846	331,750	811,900	561,050	452,970	988,794
Abnormal.....	1,308,180	3,111,600	2,082,471	751,075	678,600	2,025,337	910,192	1,116,663	2,336,105
Institution or country estate.....		74,500			149,350				273,000
Part-time.....	1,019,430	1,740,400	1,446,940	305,275	419,350	1,140,112	676,265	502,410	1,136,575
Boarding and lodging.....	114,200	256,950	93,700		30,300		41,500	54,200	339,100
Forest-product.....	130,450	769,250	412,581	436,300	42,900	607,125	176,127	522,853	374,400
Horse farm, feed lot, or livestock dealer.....	39,100	260,500	129,250	9,500	36,700	102,600	16,300	37,200	218,000
Unclassified.....	155,375	306,325	401,850	34,800	110,400	252,850	168,100	47,031	199,380
Land and buildings, per farm:									
All types.....	2,858	4,102	3,818	3,874	3,510	3,723	2,692	3,118	5,230
General.....	3,137	4,403	3,492	3,451	3,676	3,958	2,694	2,953	5,633
Cash-grain.....			4,833						
Crop-specialty.....	4,048	5,207	4,794	5,411	3,287	4,611	3,027	4,405	5,882
Fruit.....	6,250	5,725	4,117		8,875	3,641	4,412	4,358	6,092
Truck.....	2,377	4,589	4,099		5,620	4,707	5,263		4,430
Dairy.....	3,645	4,582	4,477	4,725	4,149	4,820	3,334	3,780	6,222
Animal-specialty.....	3,516	4,449	4,329	3,686	11,117	4,396	2,926	3,644	4,705
Poultry.....	3,125	3,806	3,712	3,462	3,345	3,268	2,906	2,274	4,208
Self-sufficing.....	2,280	2,993	2,145	1,910	2,719	2,490	1,908	1,944	3,510
Abnormal.....	2,497	3,713	2,555	3,196	3,326	2,837	2,073	2,871	4,981
Land and buildings, per acre:									
All types.....	31	30	31	23	31	27	23	21	52
General.....	28	25	27	21	26	25	21	22	47
Cash-grain.....			30						
Crop-specialty.....	30	30	30	25	26	30	20	26	43
Fruit.....	32	32	38		54	26	29	17	84
Truck.....	42	50	43		191	39	38		59
Dairy.....	31	30	33	29	32	31	24	28	51
Animal-specialty.....	22	23	22	23	17	22	22	18	35
Poultry.....	39	41	49	29	37	40	34	26	63
Self-sufficing.....	29	32	31	20	36	28	24	24	43
Abnormal.....	34	32	29	19	36	26	24	18	64
Farm buildings (including dwellings):									
All types.....	3,455,815	6,094,937	9,307,462	1,878,040	1,777,475	6,204,808	4,027,680	2,394,986	6,169,414
General.....	533,600	1,597,150	1,569,645	318,425	398,600	2,244,290	1,050,100	695,200	1,450,972
Cash-grain.....			7,500						
Crop-specialty.....	108,850	157,250	2,466,660	592,590	47,700	488,125	532,080	258,565	182,000
Fruit.....	20,750	194,295	61,650		21,000	20,750	122,650	257,693	104,000
Truck.....	14,150	130,630	89,800		17,300	86,900	65,900		65,100
Dairy.....	471,650	1,348,300	2,723,582	882,350	404,900	1,349,700	863,969	279,850	1,644,110
Animal-specialty.....	127,550	95,350	168,000	79,500	26,850	172,550	62,700	17,750	191,797
Poultry.....	691,000	242,337	238,150	51,600	145,450	155,050	347,100	64,450	554,370
Self-sufficing.....	521,435	544,375	391,500	93,025	209,325	443,100	350,100	265,710	576,625
Abnormal.....	897,155	1,630,650	1,334,835	338,050	437,800	1,108,237	559,160	526,758	1,363,230
Institution or country estate.....		53,500			108,000				220,000
Part-time.....	704,255	954,600	980,125	171,400	263,200	668,787	425,635	298,205	660,765
Boarding and lodging.....	88,050	169,600	59,200		17,700	110,750	27,250	39,700	222,050
Forest-product.....	80,050	299,650	214,310	160,350	24,800	299,100	96,975	172,353	157,025
Horse farm, feed lot, or livestock dealer.....	24,800	153,300	81,200	6,300	24,100	59,600	9,300	16,500	103,400
Unclassified.....	99,675	154,600	256,140	22,500	68,550	131,903	94,550	31,100	136,550
Farmers' dwellings:									
All types.....	2,308,258	3,742,858	5,458,493	1,078,349	1,104,570	3,512,805	2,421,189	1,586,305	3,613,605
General.....	332,203	957,075	938,475	178,850	239,100	1,238,805	623,635	454,000	887,800
Cash-grain.....			4,500						
Crop-specialty.....	76,800	105,250	1,393,540	337,199	28,900	252,400	303,900	155,905	110,000
Fruit.....	11,000	118,123	34,350		13,000	10,450	71,150	174,125	69,700
Truck.....	11,050	79,650	64,100		11,500	41,400	28,200		43,000
Dairy.....	265,150	804,460	1,586,283	210,400	240,340	759,575	492,855	167,250	908,330
Animal-specialty.....	79,600	60,050	96,375	45,650	10,700	86,200	37,434	11,500	109,750
Poultry.....	453,285	143,160	132,450	33,800	87,480	88,150	214,650	43,800	346,100
Self-sufficing.....	361,200	371,560	252,605	57,775	130,100	277,425	214,265	181,600	373,420
Abnormal.....	646,020	1,037,090	867,340	200,025	298,850	685,100	377,045	375,275	713,730
Institution or country estate.....		13,400			53,000				68,000
Part-time.....	504,670	662,990	665,400	112,175	167,180	437,400	285,395	222,750	440,850
Boarding and lodging.....	71,200	101,300	33,500		11,700	56,000	19,200	20,250	60,000
Forest-product.....	53,450	189,725	137,290	83,850	15,100	157,925	57,150	120,625	93,880
Horse farm, feed lot, or livestock dealer.....	16,700	69,675	31,150	4,000	16,900	84,375	5,300	11,450	51,000
Unclassified.....	69,950	66,450	98,475	13,650	44,600	73,100	58,065	22,850	50,275
Implements and machinery:									
All types.....	820,920	1,514,383	2,809,068	705,189	388,379	1,780,102	1,256,824	689,053	1,214,945
General.....	119,196	452,893	458,967	130,815	97,920	690,892	352,453	188,710	279,563
Cash-grain.....			700						
Crop-specialty.....	13,320	37,585	981,684	282,185	12,657	145,780	208,595	132,145	44,447
Fruit.....	4,400	59,025	19,350		3,000	5,970	39,375	75,600	32,425
Truck.....	2,095	56,225	26,675		2,780	9,675			8,525
Dairy.....	107,743	398,254	793,441	114,537	121,269	436,769	294,947	86,489	430,418
Animal-specialty.....	26,480	24,893	28,255	5,350	3,200	58,845	24,221	4,450	43,518
Poultry.....	131,666	73,605	62,353	15,350	31,408	30,653	112,928	19,920	106,325
Self-sufficing.....	75,048	88,037	76,020	25,246	23,795	87,564	72,863	56,383	83,495
Abnormal.....	132,337	303,801	311,701	104,121	52,445	28,114	132,667	120,847	189,024
Unclassified.....	8,635	20,065	24,525	4,650	7,039	19,245	10,900	6,100	17,200

AGRICULTURE—MAINE

COUNTY TABLE III.—VALUE OF FARM PRODUCTS SOLD, TRADED, OR USED BY OPERATOR'S FAMILY; AND RECEIPTS FROM BOARDERS, ETC.; 1929, BY TYPE OF FARM

Due to crop failure, new operations, etc., the farms reporting specific items will not always agree with those reporting "All products," as the latter represent the total number of farms of each type in the county; also see NOTE, bottom of p. 8]

CLASS OF PRODUCT AND TYPE OF FARM (See definitions in Introduction)	THE STATE		ANDROSCOGGIN		AROOSTOOK		CUMBERLAND		FRANKLIN	
	Farms reporting	Value	Farms reporting	Value	Farms reporting	Value	Farms reporting	Value	Farms reporting	Value
	Number	Dollars	Number	Dollars	Number	Dollars	Number	Dollars	Number	Dollars
All products (sold, traded, or used by operator's family):										
All types	38,084	82,373,859	2,157	3,385,287	6,398	41,514,753	2,173	4,572,690	1,494	2,568,566
General.....	7,374	11,227,585	388	640,999	127	161,443	496	703,915	468	751,069
Cash-grain.....	14	10,381	80	142,412	5,598	40,789,421	56	98,394	38	34,377
Crop-specialty.....	7,965	46,830,960	43	103,425	4	4,790	35	112,207	41	76,686
Fruit.....	684	1,362,602	26	59,804	4	4,790	81	253,120	29	46,984
Truck.....	383	799,111	533	1,253,510	47	148,069	650	1,803,234	322	815,102
Dairy.....	6,596	15,762,540	67	247,776	4	8,495	46	158,877	58	317,276
Animal-specialty.....	688	1,013,328	130	224,320	4	8,495	298	757,541	28	76,193
Poultry.....	2,073	4,681,920	260	100,542	283	121,794	148	81,419	169	96,104
Self-sufficing.....	4,049	1,905,257	630	622,419	324	270,226	363	603,983	341	354,775
Abnormal.....	8,036	7,873,575								
Crops (incl. plants, flowers, etc.), sold or traded:										
All types	29,165	48,071,855	1,557	645,213	6,085	37,013,080	1,519	757,553	1,143	392,005
General.....	6,673	2,580,612	358	177,386	110	54,296	442	179,375	423	153,630
Cash-grain.....	14	13,959	79	103,820	11	9,096	55	63,847	38	23,276
Crop-specialty.....	7,959	41,101,561	43	71,971	5,598	36,819,695	35	75,859	41	43,281
Fruit.....	683	924,247	26	45,825	4	3,640	81	199,888	29	29,104
Truck.....	383	571,623	407	151,281	28	26,846	433	131,388	251	85,080
Dairy.....	4,715	1,467,121	49	17,063	2	475	25	5,834	42	15,112
Animal-specialty.....	431	1,333,309	77	15,601	2	475	165	36,501	22	5,895
Poultry.....	1,262	2,677,687	134	10,694	144	18,729	82	8,069	102	9,664
Self-sufficing.....	2,257	1,955,502	179	51,872	179	80,303	201	56,792	195	20,348
Abnormal.....	4,788	816,144								
Livestock, sold or traded:										
All types	21,964	8,257,084	1,140	804,132	3,774	769,590	1,292	652,232	1,056	580,215
General.....	5,918	1,342,756	302	87,103	82	14,245	367	69,916	397	160,138
Cash-grain.....	3	420	17	9,740	3,476	692,629	14	5,730	7	854
Crop-specialty.....	4,508	1,005,808	21	6,381	10	3,047	24	7,268	7	7,268
Fruit.....	250	48,952	12	3,034	39	11,907	36	5,657	18	3,446
Truck.....	178	33,878	434	128,924	1	35	512	168,438	298	104,165
Dairy.....	5,466	1,738,964	67	165,602	1	45	46	112,758	68	243,673
Animal-specialty.....	686	1,250,669	63	16,000	1	45	122	79,596	15	5,462
Poultry.....	904	2,577,706	78	5,714	87	5,851	48	3,573	91	8,620
Self-sufficing.....	1,397	1,055,225	146	331,634	86	44,658	137	203,517	148	166,589
Abnormal.....	2,564	2,473,186								
Livestock products, sold or traded:										
All types	23,251	20,441,571	1,569	1,319,988	3,993	867,817	1,862	2,356,580	1,193	890,851
General.....	7,102	3,670,838	368	218,357	102	25,812	462	259,438	447	240,417
Cash-grain.....	4	134	22	12,363	2	89	23	16,507	11	3,380
Crop-specialty.....	4,878	1,351,210	28	13,735	3,592	724,532	20	22,441	26	13,957
Fruit.....	380	163,201	18	4,614	1	140	52	28,280	20	6,471
Truck.....	247	88,696	533	800,521	47	90,956	40	26,086	49	29,886
Dairy.....	6,594	10,118,531	58	39,606	4	7,025	298	550,976	28	56,216
Animal-specialty.....	540	291,686	153	16,520	131	8,053	108	15,035	122	15,232
Poultry.....	2,073	3,522,296	259	54,752	114	11,210	209	105,633	170	36,301
Self-sufficing.....	2,450	2,644,620								
Abnormal.....	3,983	940,359								
Forest products sold:										
All types	10,429	4,335,837	333	103,762	1,518	447,893	484	240,506	490	260,759
General.....	3,503	1,113,539	128	40,945	72	24,548	161	42,548	233	96,092
Cash-grain.....	1	30	7	3,727	1,286	344,938	6	2,231	5	1,625
Crop-specialty.....	1,000	582,304	11	2,211	8	2,857	100	26,622	108	31,731
Fruit.....	204	62,989	1	97	8	2,857	9	1,561	5	645
Truck.....	50	16,419	103	19,526	4	7,025	13	2,775	17	8,522
Dairy.....	1,726	397,777	6	368	37	7,766	3	7,766	3	220
Animal-specialty.....	181	47,296	10	1,208	55	7,722	32	3,524	27	3,807
Poultry.....	295	70,590	53	29,775	97	67,628	118	151,744	88	115,215
Self-sufficing.....	606	66,619								
Abnormal.....	1,963	1,984,274								
Farm products used by operator's family:										
All types	36,434	11,266,312	2,068	522,192	6,151	2,418,578	2,118	585,819	1,429	444,836
General.....	7,569	2,519,810	358	117,208	125	42,542	486	152,038	404	160,786
Cash-grain.....	11	1,838	66	12,762	8	1,015	49	10,079	25	5,242
Crop-specialty.....	7,397	2,789,177	38	9,127	5,391	2,207,727	34	9,125	36	9,278
Fruit.....	622	163,213	26	6,624	4	975	73	17,734	26	7,318
Truck.....	361	94,495	522	153,258	47	15,508	640	173,602	318	104,426
Dairy.....	6,548	2,040,147	67	19,600	44	11,424	44	11,424	54	20,083
Animal-specialty.....	660	190,968	130	32,864	3	950	290	73,702	28	8,400
Poultry.....	2,046	563,551	290	66,393	283	81,439	148	51,218	169	58,781
Self-sufficing.....	4,049	1,243,201	566	104,336	290	66,427	354	86,297	360	70,322
Abnormal.....	7,231	1,659,912								
RECEIPTS FROM BOARDERS, LODGERS, ETC.										
All types	3,698	1,372,076	192	59,025	314	62,436	289	159,875	204	71,353
General.....	1,024	232,033	38	8,124	18	2,763	83	20,145	79	21,347
Crop-specialty.....	385	75,927	3	222	254	49,410	1	300	4	1,275
Fruit.....	49	11,148	4	1,725	4	975	3	1,180	1	120
Truck.....	44	9,433	4	494	7	799	12	3,270	2	525
Dairy.....	679	182,986	52	17,088	47	15,508	62	20,938	43	6,884
Animal-specialty.....	81	18,622	7	1,606	5	623	5	623	9	2,600
Poultry.....	199	56,001	11	4,021	23	7,094	23	7,094	4	831
Self-sufficing.....	379	89,907	23	3,502	18	3,675	26	10,219	18	3,485
Abnormal.....	856	696,019	50	22,243	17	5,788	74	95,906	44	34,286

AGRICULTURE—MAINE

FAMILY; AND RECEIPTS FROM BOARDERS, ETC.; 1929, BY TYPE OF FARM—Continued

of this table]

PENOBSCOT		FISCATAQUIS		SAGADAHOE		SOMERSET		WALDO		WASHINGTON		YORK	
Farms reporting	Value	Farms reporting	Value	Farms reporting	Value	Farms reporting	Value	Farms reporting	Value	Farms reporting	Value	Farms reporting	Value
Number	Dollars	Number	Dollars	Number	Dollars	Number	Dollars	Number	Dollars	Number	Dollars	Number	Dollars
3,983	8,275,577	911	2,098,489	787	1,049,577	2,933	4,650,280	2,429	3,511,234	1,577	2,309,464	2,136	3,278,311
743	1,112,431	178	286,535	174	254,856	1,019	1,675,576	657	946,856	441	551,692	501	748,458
3	5,861												
925	3,217,528	203	774,116	23	21,657	188	363,111	305	600,061	131	380,303	65	80,806
29	62,917			4	11,755	11	18,009	50	102,651	182	317,086	38	81,601
36	70,084			5	13,243	30	45,456	16	20,581			23	36,300
996	2,341,269	140	409,501	163	402,654	494	1,249,564	448	899,706	135	313,324	481	1,315,158
65	165,198	36	67,535	6	15,640	78	166,293	36	75,023	9	14,967	71	210,558
98	232,088	26	56,209	66	124,346	70	112,391	182	434,670	54	98,737	207	503,395
281	117,399	91	46,517	122	45,552	326	149,736	294	132,066	233	141,287	281	176,247
817	950,772	237	368,076	204	159,874	717	899,494	441	299,601	392	492,058	469	663,722
3,179	3,103,593	685	647,458	504	142,558	2,148	875,486	1,867	895,573	1,299	722,522	1,553	532,372
666	272,305	151	49,990	150	62,421	856	367,235	574	238,455	395	126,179	458	176,844
3	4,863												
924	2,358,924	203	526,920	23	14,199	188	255,468	305	360,814	131	290,123	63	52,687
29	31,660			4	7,555	11	10,726	50	74,506	182	224,152	38	57,353
36	49,554			5	11,423	30	26,293	16	13,992			23	21,157
748	258,152	86	27,526	108	18,476	368	106,653	331	120,576	100	21,247	348	94,655
47	16,184	20	5,937	3	2,962	41	19,969	27	4,509	7	1,336	47	23,254
63	17,903	17	3,788	45	8,701	49	9,332	121	36,686	33	6,827	126	29,287
153	13,540	51	4,227	54	4,859	158	12,906	174	13,899	159	15,511	193	20,728
496	80,418	137	29,070	114	11,930	427	66,884	269	32,136	273	47,147	291	56,407
2,515	1,094,741	599	236,237	494	137,308	1,968	905,857	1,327	404,565	750	173,879	1,224	605,130
593	142,745	153	37,443	137	25,716	885	229,309	498	104,635	293	45,070	362	88,648
1	100												
537	128,784	125	48,788	3	630	73	20,021	106	71,632	65	12,555	21	3,186
13	3,456			2	155	7	2,468	21	3,010	40	3,071	11	2,455
13	3,304			1	295	17	3,531	6	1,213			3	415
868	306,722	106	36,643	141	36,930	436	175,509	370	97,706	83	18,320	394	107,978
63	88,995	36	37,026	6	5,956	78	96,700	36	47,123	9	6,715	71	126,508
49	10,984	18	4,195	34	4,530	35	6,004	95	17,506	29	4,668	95	28,075
84	5,171	43	3,993	29	1,856	146	11,271	91	6,288	88	4,408	108	9,503
294	405,470	108	68,149	51	61,535	289	360,954	104	54,852	143	79,072	159	238,364
3,137	2,418,219	707	544,197	583	500,582	2,247	1,538,982	1,800	1,347,983	1,191	542,585	1,732	1,831,641
700	346,250	170	86,154	169	88,603	956	526,646	613	331,992	415	153,887	466	265,077
2	45												
645	310,914	146	89,893	8	2,402	93	34,023	132	88,924	80	26,074	31	7,615
18	19,272			3	2,730	7	2,059	27	10,221	84	15,170	21	8,979
24	8,520			2	125	19	6,670	4	912			10	7,712
996	1,409,751	140	279,498	163	285,465	494	745,207	448	541,458	135	215,604	481	986,036
52	35,710	25	12,541	6	5,100	60	25,529	27	13,082	9	3,229	57	33,731
98	175,365	26	35,246	66	90,446	70	78,880	182	309,202	54	68,785	207	443,487
171	18,623	53	6,249	60	6,707	190	6,707	177	20,479	161	21,157	175	25,724
431	93,793	147	34,616	106	10,004	358	99,263	190	31,693	243	33,659	278	103,280
1,254	598,775	378	287,485	193	47,487	1,193	508,643	610	252,129	687	363,874	458	212,704
344	109,739	111	52,943	73	19,306	581	188,121	257	69,261	269	78,731	168	39,474
1	30												
306	118,610	73	40,871	5	1,070	56	13,572	69	33,645	32	11,031	14	2,979
8	3,108			2	85	5	590	9	3,554	69	27,053	9	2,283
1	700												
303	60,291	49	13,836	52	5,560	186	53,655	86	15,867	45	10,250	92	20,142
25	7,698	12	2,260	3	197	25	6,052	2	1,971	2	400	15	2,283
12	2,011	9	5,355	15	1,547	19	1,539	6	17,149	17	3,663	17	1,503
28	2,715	11	1,462	14	1,012	72	3,376	49	4,988	62	7,257	46	4,981
228	204,983	113	170,678	20	18,710	249	232,004	98	105,037	191	225,389	96	139,047
3,852	1,149,339	900	293,112	750	221,346	2,757	853,332	2,291	611,004	1,540	496,594	2,112	694,464
735	241,392	178	60,005	173	58,810	1,015	364,175	645	202,523	437	147,825	494	173,415
3	823												
866	300,296	199	67,644	19	3,356	150	40,027	188	45,046	127	40,520	61	14,399
26	5,411			4	1,200	9	2,766	47	10,760	169	47,650	34	10,528
36	8,000			5	1,400	28	6,819	15	3,867			23	7,015
991	307,383	140	51,948	163	56,223	494	168,540	448	124,099	135	47,863	481	156,347
63	16,701	35	9,771	6	1,425	71	18,043	32	8,338	9	3,227	70	24,784
97	25,825	26	7,595	66	19,122	70	16,636	132	54,136	54	14,794	207	61,043
281	77,350	91	30,586	122	31,118	326	96,542	294	86,402	233	92,624	281	115,311
754	166,158	231	65,563	192	48,692	594	139,784	380	75,833	376	101,791	461	126,624
381	105,649	192	27,287	78	25,394	338	115,436	942	67,341	184	34,635	234	135,083
87	19,588	26	4,795	24	4,233	151	34,946	89	17,407	46	8,800	69	16,574
61	11,230	15	3,440			16	3,141	8	1,072	5	701	3	237
				3	650			3	530	11	2,738	1	75
2	250							2	160			2	110
100	28,405	18	6,247	21	5,565	41	8,242	56	13,034	12	4,097	44	11,689
5	803	6	609			12	2,009	4	1,350	1	120	4	632
10	3,130	4	525			10	1,571	18	5,533	8	1,300	27	9,432
17	5,958	21	3,778	5	1,115	28	3,609	23	5,367	17	3,341	27	8,223
79	36,285	32	7,873	19	12,260	77	61,905	39	22,888	34	13,388	57	87,061

[See NOTE,

TYPE OF FARM, BY CLASS OF ANIMALS (See definitions in Introduction)	THE STATE		ANDROSCOGGIN		AROOSTOOK		CUMBERLAND		
	Farms reporting	Animals or quantity	Farms reporting	Animals or quantity	Farms reporting	Animals or quantity	Farms reporting	Animals or quantity	
General farms:									
1 Horses and mules, excluding colts.....number..	6,228	12,440	312	576	104	227	392	699	
2 Cows and heifers kept mainly for milk.....number..	6,686	27,459	345	1,636	95	268	422	1,581	
3 beef.....number..	321	1,265	14	66	2	4	18	43	
4 Other cattle, including calves.....number..	5,930	31,879	309	1,989	87	281	355	1,555	
5 Sows and gilts.....number..	460	831	34	61	4	5	29	59	
6 Other hogs, excl. pigs under 3 mos. old.....number..	2,342	5,505	104	344	55	141	127	353	
Cash-grain farms:									
7 Horses and mules, excluding colts.....number..	6	21			6	21			
8 Cows and heifers kept mainly for milk.....number..	5	6			3	4			
9 Other cattle, including calves.....number..	1	3							
10 Hogs, excl. pigs under 3 mos. old.....number..	4	7			3	5			
Crop-specialty farms:									
11 Horses and mules, excluding colts.....number..	4,339	19,596	40	75	4,780	15,675	33	78	
12 Cows and heifers kept mainly for milk.....number..	6,016	16,843	36	153	4,618	11,205	23	114	
13 beef.....number..	220	745	1	8	153	433	2	20	
14 Other cattle, including calves.....number..	5,061	19,433	33	202	3,850	12,751	18	113	
15 Sows and gilts.....number..	806	1,522	1	2	674	1,271	1	2	
16 Other hogs, excl. pigs under 3 mos. old.....number..	3,637	10,701	13	34	3,059	9,317	3	15	
Fruit farms:									
17 Horses and mules, excluding colts.....number..	371	650	31	61			21	55	
18 Cows and heifers kept mainly for milk.....number..	372	1,188	29	135			17	75	
19 beef.....number..	22	70	1	1			1	2	
20 Other cattle, including calves.....number..	287	1,415	25	116			10	63	
21 Sows and gilts.....number..	23	32	3	3			1	1	
22 Other hogs, excl. pigs under 3 mos. old.....number..	114	203	3	6			4	9	
Truck farms:									
23 Horses and mules, excluding colts.....number..	269	556	18	30	1	2	59	119	
24 Cows and heifers kept mainly for milk.....number..	251	949	20	47			47	131	
25 beef.....number..	12	63					1	3	
26 Other cattle, including calves.....number..	210	1,208	12	36			37	116	
27 Sows and gilts.....number..	14	27	1	3			3	9	
28 Other hogs, excl. pigs under 3 mos. old.....number..	78	214	3	9			10	72	
Dairy farms:									
29 Horses and mules, excluding colts.....number..	5,594	12,267	435	911	43	111	555	1,201	
30 Cows and heifers kept mainly for milk.....number..	6,366	55,625	514	4,578	45	422	617	5,726	
31 beef.....number..	162	810	6	21	2	16	17	51	
32 Other cattle, including calves.....number..	5,989	46,564	460	3,778	42	302	591	4,566	
33 Sows and gilts.....number..	354	681	24	65	2	2	24	45	
34 Other hogs, excl. pigs under 3 mos. old.....number..	1,893	5,520	122	408	22	45	135	434	
Animal-specialty farms:									
35 Horses and mules, excluding colts.....number..	563	1,341	50	116			40	75	
36 Cows and heifers kept mainly for milk.....number..	550	2,836	59	396			40	265	
37 beef.....number..	84	645	2	12					
38 Other cattle, including calves.....number..	553	5,549	53	485			38	248	
39 Sows and gilts.....number..	74	373	12	61			4	17	
40 Other hogs, excl. pigs under 3 mos. old.....number..	243	1,814	26	485			14	151	
Poultry farms:									
41 Horses and mules, excluding colts.....number..	1,269	1,901	85	119			180	273	
42 Cows and heifers kept mainly for milk.....number..	1,362	3,905	90	270	2	8	168	522	
43 beef.....number..	89	156	3	9			19	42	
44 Other cattle, including calves.....number..	1,059	3,886	70	241			131	520	
45 Sows and gilts.....number..	41	74	4	11			5	11	
46 Other hogs, excl. pigs under 3 mos. old.....number..	290	657	15	36			34	95	
Self-sufficing farms:									
47 Horses and mules, excluding colts.....number..	2,700	4,214	174	251	199	386	109	163	
48 Cows and heifers kept mainly for milk.....number..	2,780	5,388	166	368	201	305	115	228	
49 beef.....number..	127	279	10	25	6	23	3	8	
50 Other cattle, including calves.....number..	1,940	5,397	107	304	112	225	78	200	
51 Sows and gilts.....number..	42	65	3	8	5	7			
52 Other hogs, excl. pigs under 3 mos. old.....number..	645	1,137	37	75	94	168	32	51	
Abnormal and unclassified farms:									
53 Horses and mules, excluding colts.....number..	4,350	7,705	339	503	177	382	205	388	
54 Cows and heifers kept mainly for milk.....number..	4,563	10,759	331	835	185	322	217	783	
55 beef.....number..	242	881	21	87	11	42	9	17	
56 Other cattle, including calves.....number..	3,160	11,778	216	894	167	289	153	780	
57 Sows and gilts.....number..	139	681	11	88	7	9	13	307	
58 Other hogs, excl. pigs under 3 mos. old.....number..	1,171	4,062	60	296	75	206	65	1,228	
SPECIFIED ITEMS, BY TWO TYPES OF FARMS									
59 Steers, 2 years old and over.....	{Ranches.....number..								
60 number..		4,635		304		346		215	
61 Sheep, excluding lambs.....	{Ranches.....number..								
62 number..	{All other.....number..	5,117	76,438	106	1,135	1,506	15,374	68	849
63 All cows milked.....	{Dairy.....number..	6,596	56,846	533	4,939	47	450	650	6,132
64 number..	{All other.....number..	23,831	74,880	1,143	4,142	5,277	12,967	1,117	4,038
65 Of beef or dual-purpose breeding.....	{Dairy.....number..	286	1,655	17	75	5	27	24	177
66 number..	{All other.....number..	1,589	4,620	75	291	525	1,177	39	186
67 Milk produced.....	{Dairy.....No.and gals.	6,566	34,845,704	533	3,030,373	47	302,345	650	3,878,868
68 number..	{All other.....No.and gals.	23,831	36,255,008	1,143	1,867,670	5,277	6,535,659	1,117	1,965,886
69 Production, per cow.....	{Dairy.....gallons.		613		614		672		633
70 gallons.	{All other.....gallons.		456		451		535		487
71 Whole milk sold.....	{Dairy.....gallons.		20,676,139		1,901,566		170,562		2,920,121
72 gallons.	{All other.....gallons.		7,383,720		608,062		540,528		636,691
73 Cream sold as butterfat.....	{Dairy.....pounds.		1,748,766		108,566		16,259		44,363
74 pounds.	{All other.....pounds.		1,420,236		59,529		33,334		38,593
75 Chickens over 3 months old on farms, Apr. 1, 1930.....	{Poultry.....number..	2,031	485,414	128	23,545	4	1,030	262	79,439
76 number..	{All other.....number..	25,311	665,621	1,413	59,210	5,106	139,684	1,328	77,137
77 Chicken eggs produced.....	{Poultry.....dozens.		5,261,165		248,269		13,627		838,588
78 dozens.	{All other.....dozens.		8,376,472		487,560		997,813		683,709
79 Production, per chicken on hand.....	{Poultry.....dozens.		11.0		10.5		13.5		10.6
80 dozens.	{All other.....dozens.		8.7		8.7		7.2		8.3

AGRICULTURE—MAINE

COUNTY TABLE V.—TYPE OF FARM, BY SIZE, 1930

[See NOTE, bottom of p. 8]

	TYPE AND SIZE (See definitions in Introduction)		THE STATE	Andros-coggin	Aroos-took	Cum-ber-land	Frank-lin	Han-cock	Ken-nebec	Knox	Lin-cola	Ox-ford	Penob-scot	Pis-cata-quis	Saga-dahoc	Som-erset	Waldo	Wash-ington	York	
		Number	Number	Number	Number	Number	Number	Number	Number	Number	Number	Number	Number	Number	Number	Number	Number	Number	Number	Number
1	General farms:																			
2	Under 3 acres.....	27		1	8	4										2		1	3	
3	3 to 9 acres.....	121	13		12	8		10	6	3	12	10	3		11	8		4	14	
4	10 to 19 acres.....	149	16		20	12	5	16	6	9	6	11		1	8	12		7	20	
5	20 to 49 acres.....	727	51	18	79	30	38	74	47	36	40	77	4	10	46	52		56	69	
6	50 to 99 acres.....	2,115	130	48	180	95	74	282	111	85	140	219	24	50	213	185		128	151	
7	100 to 174 acres.....	2,540	110	34	135	176	90	266	81	86	230	251	54	65	400	243		139	180	
8	175 to 259 acres.....	1,208	44	17	44	91	43	117	39	33	147	113	38	31	216	107		65	63	
9	260 to 499 acres.....	578	22	5	17	38	22	43	24	16	95	54	20	12	109	47		34	20	
10	500 to 999 acres.....	97	1	3	12	3		5	7		23	5	4	2	13	3		10	10	
11	1,000 to 4,999 acres.....	13		1	1	2	1				3				1			1	1	
12	5,000 to 9,999 acres.....	1																		
13	Cash-grain farms:																			
14	10 to 19 acres.....	1		1																
15	20 to 49 acres.....	2		2																
16	50 to 99 acres.....	6		6																
17	100 to 174 acres.....	3		1									2							
18	175 to 259 acres.....	1											1							
19	260 to 499 acres.....	1		1																
20	Crop-specialty farms:																			
21	Under 3 acres.....	5		5																
22	3 to 9 acres.....	103	2	74		2	1	5	1	3	4				1	7		1	2	
23	10 to 19 acres.....	122	5	70		3	1	12	2	2	2	8		2	1	7		4	3	
24	20 to 49 acres.....	457	5	310		4	3	27	8	4	3	50	3	2	15	25		14	12	
25	50 to 99 acres.....	2,093	22	1,527		8	4	55	13	23	17	200	31	8	30	71		39	16	
26	100 to 174 acres.....	3,055	29	2,215		14	5	55	6	15	20	367	76	5	76	107		43	14	
27	175 to 259 acres.....	1,269	9	865		4	4	21	2	2	12	176	47	3	36	55		16	11	
28	260 to 499 acres.....	709	7	474		3	1	7		4	6	107	33	3	22	27		10	4	
29	500 to 999 acres.....	112	1	55		1	3			3	5	22	11		1	4		3	3	
30	1,000 to 4,999 acres.....	9		1								1				2				
31	5,000 to 9,999 acres.....	1		3												4				
32	Fruit farms:																			
33	3 to 9 acres.....	20	2	5	2			1	1	1	3	3						1	2	
34	10 to 19 acres.....	20			2	1		1	4			2						1	6	
35	20 to 49 acres.....	72	5	6	4	3		6	6	2	3	3						8	1	
36	50 to 99 acres.....	176	10	9	9	14	12	12	22	3	13	10			5	9		42	18	
37	100 to 174 acres.....	200	14	8	12	27	11	18	18	1	23	8			4	17		50	5	
38	175 to 259 acres.....	87	6	7	12	7	7	4	4	2	10	2			1	7		25	3	
39	260 to 499 acres.....	73	5	5	4	6	3	6			11	2			1	7		22	1	
40	500 to 999 acres.....	28	1	1	2	2				2	4	1			1	1		12	2	
41	1,000 to 4,999 acres.....	8																6		
42	Truck farms:																			
43	Under 3 acres.....	6		1	1			1	1	2	1	1								
44	3 to 9 acres.....	29	5	7	5			1	1	2	1	4			2				3	
45	10 to 19 acres.....	18	1	1	2	2		2	2	1	1	1							4	
46	20 to 49 acres.....	84	8	1	23	3		7	7	1	9	8			1	3		3	10	
47	50 to 99 acres.....	124	8	1	31	8	5	9	3	5	32	8			1	5		5	3	
48	100 to 174 acres.....	82	4	12	11	1	11	3			11	10			1	14		4		
49	175 to 259 acres.....	28		1	4	1	2			1	6	3			1	2		2	3	
50	260 to 499 acres.....	9		1	2						2	2				1		1		
51	500 to 999 acres.....	2																1		
52	1,000 to 4,999 acres.....	1																		
53	Dairy farms:																			
54	Under 3 acres.....	21		6	1			1	3			1	2		1	1	2		3	
55	3 to 9 acres.....	63	1	12	6	7		4	9		6	4		2	2	3		4	4	
56	10 to 19 acres.....	107	9	17	3	10	10	10	10	4	10	8		4	1	6		7	9	
57	20 to 49 acres.....	573	50	86	19	27	76	46	22	30	76	6		7	19	21		15	61	
58	50 to 99 acres.....	1,936	171	222	64	84	336	63	71	117	316	26	39	108	98	39		149	149	
59	100 to 174 acres.....	2,432	201	216	127	77	359	73	78	182	364	62	81	199	194	40		159		
60	175 to 259 acres.....	934	67	56	62	22	116	24	21	93	138	25	28	106	91	18		70		
61	260 to 499 acres.....	467	32	32	35	12	59	4	10	58	79	12	8	46	31	13		20		
62	500 to 999 acres.....	65	3	2	5	4				14	9	4	1	10	1	2		6		
63	1,000 to 4,999 acres.....	8		2						1	3									
64	Animal-specialty farms:																			
65	3 to 9 acres.....	2		1																
66	10 to 19 acres.....	8	3		2			8	3	6	4	3			3			5	2	
67	20 to 49 acres.....	68	5	8	15	2	27	5	14	6	18	7		1	15	10		3	14	
68	50 to 99 acres.....	171	17	17	13	14	5	19	7	24	16	17	16	2	34	9		1	28	
69	100 to 174 acres.....	231	28	6	9	2	15	1	10	4	13	7		2	8	8		1	10	
70	175 to 259 acres.....	102	6	1	12	2	11	4	6	7	9	6		1	13	4		1	7	
71	260 to 499 acres.....	89	5	1	6					4	5			1	4			1		
72	500 to 999 acres.....	23	1											1	1			1		
73	1,000 to 4,999 acres.....	4																		
74	Poultry farms:																			
75	Under 3 acres.....	66	2	23	1	3	6	6	2	7	5	2		3	3			8		
76	3 to 9 acres.....	178	14	26	4	6	19	24	15	7	10	10		2	12	11		7	19	
77	10 to 19 acres.....	169	16	24	9	10	13	21	9	9	7	1		4	4	12		1	28	
78	20 to 49 acres.....	449	31	74	2	24	38													

COUNTY TABLE VI.—TYPE OF FARM, BY SPECIFIED VALUE OF FARM PRODUCTS SOLD, TRADED, OR USED BY OPERATOR'S FAMILY, 1929
[See Note, bottom of p. 8]

TYPE, BY VALUE OF PRODUCTS (See definitions in Introduction)	THE STATE	Andros-coggin	Aroos-took	Cumber-land	Franklin	Hancock	Kennebec	Knox	Lincoln	Oxford	Penob-scot	Piscata-quias	Sagadahoc	Somerset	Waldo	Washing-ton	York
General farms:																	
Under \$250	108	13	1	3	16	1	6	5	6	7	11	3		15	19	2	
\$250-\$500	295	16	5	36	18	9	37	15	16	20	31	4	5	29	28	12	14
\$500-\$1,000	705	42	21	43	40	25	85	40	39	55	78	8	12	73	62	35	47
\$1,000-\$2,500	1,977	91	41	123	98	90	268	90	95	178	180	52	39	243	170	156	128
\$2,500-\$5,000	1,916	94	30	127	101	72	269	91	66	180	173	41	58	237	170	129	138
\$5,000-\$10,000	1,593	72	29	104	120	61	182	51	32	140	168	37	46	232	128	84	110
\$10,000-\$25,000	688	38	3	45	53	16	66	15	11	83	72	23	9	139	55	15	45
\$25,000-\$50,000	221	13	3	12	14	6	19	10	3	24	21	8	4	43	19	5	17
\$50,000-\$100,000	61	5	3	2	8	1	7	3		6	8	2		6	5	3	2
\$100,000-\$20,000 and over	10	3		1				1	1		1		1	2			
Cash-grain farms:																	
Under \$250	3		3														
\$250-\$500	4		4														
\$500-\$1,000	5		5								2						
\$1,000-\$2,500	2		1								1						
Crop-specialty farms:																	
Under \$250	373	22	15	13	3	3	61	9	26	21	52	6	5	34	106		
\$250-\$500	193	5	24	11	4	3	22	9	13	9	33	4	5	22	20	2	7
\$500-\$1,000	223	10	7	4	1	1	29	8	4	4	43	3	3	17	17	8	20
\$1,000-\$2,500	445	18	137	14	5	3	24	6	6	15	87	12	5	21	28	24	7
\$2,500-\$5,000	513	5	303	6	6	3	13	1	1	7	81	16	2	14	26	18	17
\$5,000-\$10,000	1,061	9	613	7	7	2	14	1	1	6	168	41	1	26	30	38	8
\$10,000-\$25,000	1,359	5	995	7	4	1	12	2	2	201	44	4	2	28	31	25	4
\$25,000-\$50,000	1,183		957	3	2	2	2	1	3	125	39	2		13	27	8	1
\$50,000-\$100,000	1,877	2	1,215						1	99	26			11	15	5	1
\$100,000-\$20,000 and over	1,011	3	983	1			3		1	28	4			5	2	5	2
Fruit farms:																	
Under \$250	29	1			8	5	3			5				1			
\$250-\$500	26	1		4	2	2	1	1		1					7	5	1
\$500-\$1,000	44	4		1	1	5	2	2	2	3	6			2	1	10	1
\$1,000-\$2,500	155	10		5	8	15	8	17	2	13	7		1		13	50	6
\$2,500-\$5,000	130	7		7	6	16	6	12	2	12	2			3	9	38	10
\$5,000-\$10,000	147	5		7	5	9	11	12		16	8		2	1	9	51	8
\$10,000-\$25,000	87	8		3	2	10	5	6	3	11	4			2	7	17	7
\$25,000-\$50,000	57	2		3	3	4	3	1		5	1			1	3	8	3
\$50,000-\$100,000	23	4		1	3	1	1	1		4	1					3	2
\$100,000-\$20,000 and over	4	1		1	1	1	1										
Truck farms:																	
Under \$250	6				2	1	3										
\$250-\$500	17	2		5	1	2	2	1	1		1			1	3		1
\$500-\$1,000	28	3		3	1	2	4	1	1	4					3		
\$1,000-\$2,500	73	7	1	15	8	7	6	6	2	10	5		1	3	4		3
\$2,500-\$5,000	83	3	2	12	7	3	5	5	2	13	7		1	4	1		9
\$5,000-\$10,000	79	7		17	7	2	8	3	3	14	4		1	4	3		7
\$10,000-\$25,000	42	1		15	1	1	3	1		2	2			1	1		3
\$25,000-\$50,000	20	3		10	1	1	1	1		1	2			1			
\$50,000-\$100,000	20	2		12	1	1	1			1	2			1			
\$100,000-\$20,000 and over	6	1		2	1	1	1	1									
Dairy farms:																	
Under \$250	11				3	1	4			1	6				13	1	4
\$250-\$500	91	6	1	14	9	9	21	5	6	4	4		2	5	19	2	24
\$500-\$1,000	250	20	2	19	9	9	41	12	19	16	32		6	19	19	2	57
\$1,000-\$2,500	1,021	78	5	73	48	58	157	29	61	74	170	26	21	68	72	24	83
\$2,500-\$5,000	1,414	104	8	124	52	53	224	64	43	108	232	28	31	94	121	30	107
\$5,000-\$10,000	1,808	145	16	178	99	95	265	66	43	164	272	34	49	150	112	43	132
\$10,000-\$25,000	1,125	115	5	124	66	25	142	40	17	97	151	23	33	93	61	43	112
\$25,000-\$50,000	506	41	4	60	23	15	67	24	6	39	66	13	11	38	31	12	56
\$50,000-\$100,000	289	20	2	41	18	8	38	12		19	52	5	8	20	15	8	23
\$100,000-\$20,000 and over	72	4	4	14	4	5	6	1	1	1	9	4	1	7	1	2	9
Animal-specialty farms:																	
Under \$250	9				1		1		7		2						
\$250-\$500	23			1	3		3	4	4		4			5			
\$500-\$1,000	53	5		3	1	3	7	4	5	3	2			7	5	2	5
\$1,000-\$2,500	141	6		8	8	2	20	2	18	10	12	6	1	17	13	2	14
\$2,500-\$5,000	122	9		7	8	3	17	1	11	10	10	8	3	14	5		16
\$5,000-\$10,000	142	15		12	13	2	18	3	10	12	13	7	1	16	4	3	13
\$10,000-\$25,000	73	9		6	7	7	8	4	4	2	12	6		5	3	1	6
\$25,000-\$50,000	62	10		2	5	1	4	3		3	6	3		10	3	1	10
\$50,000-\$100,000	40	10		3	7	2	4		1	5	5			3	2		2
\$100,000-\$20,000 and over	18	3		3	2	1	1		1	1	1			1	1		5
Poultry farms:																	
Under \$250	18				4		5		7								
\$250-\$500	86	10		4	4	4	8	11	12	1	5		2	7	6	1	7
\$500-\$1,000	131	8		13		4	13	14	32	6	6		2	7	13	1	7
\$1,000-\$2,500	357	28		62	1	12	31	25	50	16	24	6	10	16	30	13	33
\$2,500-\$5,000	421	24	2	64	6	17	29	38	87	18	12	5	22	9	36	18	34
\$5,000-\$10,000	476	33	1	68	4	22	57	48	66	23	17	7	15	16	36	10	53
\$10,000-\$25,000	327	18	1	53	9	21	25	40	34	21	20	2	10	7	23	6	37
\$25,000-\$50,000	164	3		18	2	13	14	19	19	7	7	5	3	6	21	3	14
\$50,000-\$100,000	71	2		12	1	3	3		7	5	6			9	1	14	
\$100,000-\$20,000 and over	23	1		2	1	2	2		2	2	1			3	1	7	
Self-sufficing farms:																	
Under \$250	980	96	69	18	33	11	100	99	123	85	80	20	39	94	90	17	15
\$250-\$500	1,028	59	86	38	36	38	143	53	71	98	78	21	35	73	71		

DUNEL
LIBRARY

AGRICULTURE—MAINE

COUNTY TABLE VII.—TYPE OF FARM, BY TENURE OF FARM OPERATOR, 1930

[See NOTE, bottom of p. 8]

	TYPE, BY TENURE OF OPERATOR (See definitions in Introduction)	THE STATE	Andros-coggin	Aroos-took	Cumber-land	Frank-lin	Han-cock	Ken-nebec	Knox	Lin-cola	Ox-ford	Penob-scot	Pisa-cata-quis	Saga-dahoc	Som-erset	Waldo	Wash-ington	York
		Number	Number	Number	Number	Number	Number	Number	Number	Number	Number	Number	Number	Number	Number	Number	Number	Number
1	General farms:	7,051	362	120	460	430	262	770	284	251	643	686	167	160	944	629	426	457
2	Full owners.....	223	14	4	13	14	7	12	19	4	20	35	4	8	32	11	7	19
3	Part owners.....	97	3		11	6	6	11	14	12	7	4	1	2	5	4	4	7
4	Managers.....																	
5	Tenants—																	
5	Cash.....	153	9	2	10	14	2	14	3	2	19	17	5	2	24	12	3	15
5	Other.....	52		1	2	4	4	7	1		10	1	1	2	14	1	1	3
6	Cash-grain farms:	14		11								3						
6	Full owners.....			11								3						
7	Crop-specialty farms:	6,968	71	4,844	51	33	16	172	29	50	59	827	169	21	170	282	114	60
8	Full owners.....	395	1	300	1		1		1		2	41	16	1	8	11	16	2
9	Part owners.....	123	2	77	3	1		2	1	1	2	19	6	1	2	3	3	
9	Managers.....																	
10	Tenants—																	
10	Cash.....	340	5	270		4	1	5	1	2	3	33	4		5	6	4	3
11	Other.....	133	1	107	1			3			2	5	8		3	3	3	
12	Fruit farms:	631	37		27	40	63	38	58	10	63	25		4	10	49	173	34
13	Full owners.....	24	3		2		3		3		4	3			1	1	2	2
14	Part owners.....	18	1		4	1	2	3			3						3	1
14	Managers.....																	
15	Tenants—																	
15	Cash.....	8	1		2				1			1					2	1
16	Other.....	3	1														2	
17	Truck farms:	327	24	3	56	24	8	32	13	11	56	34		4	27	16		19
18	Full owners.....	24	1	1	11	2	1		1		4	1		1				1
18	Part owners.....	2			1													1
19	Managers.....																	
20	Tenants—																	
20	Cash.....	23	1		10	2		2	2		1	1			2			2
21	Other.....	7			3	1	1		1						1			
22	Dairy farms:	5,977	453	41	579	287	213	890	212	189	464	915	125	151	453	416	120	439
23	Full owners.....	320	19	3	42	13	18	37	25	5	23	48	7	7	19	16	13	25
24	Part owners.....	80	7	1	11	2	3	16	6	4	7	5	2		8	4	1	3
24	Managers.....																	
25	Tenants—																	
25	Cash.....	178	19	2	17	17	2	18	7	5	24	25	4	4	9	10	1	14
26	Other.....	41	5		1	3	3	5	2	4	5	3	2	1	5	2		
27	Animal-specialty farms:	619	60		42	50	12	68	17	57	35	60	31	5	73	32	9	68
28	Full owners.....	25	2		2	3		3	1		3	3	2	1	2	1		2
28	Part owners.....	17	1		2	2	1	4		2	1	1		2	2	2		
29	Managers.....																	
30	Tenants—																	
30	Cash.....	22	4		2	2		5	2	2	1	2	3		1	1		1
31	Other.....	5			1			1			1							
32	Poultry farms:	1,918	121	2	275	22	93	174	191	300	94	89	24	58	67	174	50	184
33	Full owners.....	50	4	1	6	3	2	5	4	2	3	3		2	1	4	1	9
33	Part owners.....	20			2	1	1	2	2	7	2						1	2
34	Managers.....																	
35	Tenants—																	
35	Cash.....	63	3	1	12	1	3	2	4	4	6	4	2	4	2	4	1	10
36	Other.....	22	2		3	1	2	2	1	3	1	2	2	2		1	1	2
37	Self-sufficing farms:	3,858	249	275	135	160	155	437	251	329	315	266	87	118	306	281	227	267
38	Full owners.....	43	2	1	7	2	1	2	5	2	2	2	3	2	6	1	1	4
38	Part owners.....																	
39	Tenants—																	
39	Cash.....	109	7	1	5	6	1	19	3	9	14	11	1	1	8	9	5	9
40	Other.....	39	2	6	1	1		4	3	3	6	2	1	1	0	3		1
41	Abnormal and unclassified farms:	8,105	713	343	371	328	377	742	609	555	789	817	223	219	713	478	355	443
42	Full owners.....	176	15	6	13	15	6	10	13	8	24	8	4	8	17	6	7	16
43	Part owners.....	146	12	8	17	10	12	12	15	8	13	7	1	8	11	4	3	5
43	Managers.....																	
44	Tenants—																	
44	Cash.....	427	44	23	17	16	14	48	30	23	61	43	14	11	24	30	8	21
45	Other.....	124	11	5	5	8	4	15	10	6	14	9	2	6	15	5	3	6

AGRICULTURE—MAINE

COUNTY TABLE VIII.—SPECIFIED FARM EXPENDITURES, 1929, BY TYPE OF FARM

[See NOTE, bottom of p. 8]

ITEM AND TYPE (See definitions in Introduction)	THE STATE		ANDROSCOGGIN		AROOSTOOK		CUMBERLAND		FRANKLIN	
	Farms reporting	Expenditures	Farms reporting	Expenditures	Farms reporting	Expenditures	Farms reporting	Expenditures	Farms reporting	Expenditures
Feed:										
All types	Number	Dollars	Number	Dollars	Number	Dollars	Number	Dollars	Number	Dollars
General.....	39,493	11,497,733	1,859	846,385	3,484	539,852	1,983	1,238,503	1,342	613,980
Cash-grain.....	7,149	2,427,794	376	165,192	72	9,005	465	184,327	449	156,411
Crop-specialty.....	4	457			2	62				
Fruit.....	4,643	892,111	48	11,957	3,045	449,202	31	13,193	21	2,356
Truck.....	4-5	122,234	34	13,198			28	10,411	32	11,419
Dairy.....	314	94,660	21	7,681	1	10	70	22,722	24	8,409
Animal-specialty.....	6,429	4,163,545	510	387,893	44	24,678	630	531,691	317	206,923
Poultry.....	639	272,396	65	43,956			44	24,708	53	28,592
Self-sufficing.....	2,063	1,966,697	126	89,580	4	4,250	288	309,735	26	28,463
Abnormal and unclassified.....	3,135	433,416	221	32,803	151	11,385	130	22,166	147	21,090
	5,701	1,124,643	457	94,150	145	32,260	297	119,550	269	50,407
Fertilizer:										
All types	23,953	7,237,539	1,263	80,497	5,612	5,433,462	1,338	195,690	1,094	64,240
General.....	5,548	413,621	303	19,531	63	12,821	360	21,253	384	23,437
Cash-grain.....	2	136			1	57				
Crop-specialty.....	6,987	6,137,046	36	13,354	5,382	5,387,939	25	4,535	20	2,127
Fruit.....	496	39,829	29	3,559			28	8,555	34	2,228
Truck.....	344	70,757	24	3,225	3	278	79	18,831	28	6,708
Dairy.....	4,592	355,177	402	24,632	27	5,950	432	28,169	272	17,607
Animal-specialty.....	393	26,862	53	2,604			22	1,061	44	3,812
Poultry.....	931	43,832	65	1,896	1	21	128	6,038	17	8,845
Self-sufficing.....	1,667	42,522	90	2,293	54	3,266	82	1,637	96	2,210
Abnormal and unclassified.....	3,0-3	158,037	255	9,323	81	23,091	182	15,611	199	5,266
Labor:										
All types	22,795	9,042,533	1,144	328,252	4,929	3,988,054	1,351	641,577	1,093	288,384
General.....	4,738	953,973	234	68,073	60	11,505	314	66,484	330	66,404
Cash-grain.....	7	2,557			4	1,776				
Crop-specialty.....	6,104	4,478,106	31	14,288	4,616	3,916,181	36	15,651	26	5,088
Fruit.....	495	235,605	30	14,727			27	40,040	29	11,638
Truck.....	265	134,309	17	9,528	1	100	65	49,216	20	8,095
Dairy.....	4,579	1,617,789	366	110,577	41	19,625	459	231,065	245	123,082
Animal-specialty.....	4-3	158,761	63	21,017			30	5,637	51	27,007
Poultry.....	1,186	258,156	73	8,678	2	429	148	32,712	23	3,868
Self-sufficing.....	1,481	73,215	92	5,020	81	4,819	53	2,826	82	3,394
Abnormal and unclassified.....	3,457	1,130,063	238	74,344	124	33,619	219	197,946	203	39,808

ITEM AND TYPE (See definitions in Introduction)	HANCOCK		KENNEBEC		KNOX		LINCOLN		OXFORD		PENOBSCOT	
	Farms reporting	Expenditures	Farms reporting	Expenditures	Farms reporting	Expenditures	Farms reporting	Expenditures	Farms reporting	Expenditures	Farms reporting	Expenditures
Feed:												
All types	Number	Dollars	Number	Dollars	Number	Dollars	Number	Dollars	Number	Dollars	Number	Dollars
General.....	1,095	466,899	2,352	1,197,722	1,388	551,423	1,433	486,553	2,370	892,437	3,380	1,239,820
Cash-grain.....	259	82,928	773	258,993	307	101,793	260	70,599	671	243,837	700	234,283
Crop-specialty.....											2	395
Fruit.....	11	3,918	88	15,377	13	1,053	14	3,488	27	4,392	717	103,572
Truck.....	51	10,048	30	8,475	39	9,225	5	1,900	55	16,893	19	4,350
Dairy.....	6	1,050	25	7,809	8	1,725	9	2,080	58	12,379	30	8,308
Animal-specialty.....	230	144,784	939	577,703	249	165,824	203	85,937	504	303,800	975	589,685
Poultry.....	13	5,665	70	22,372	19	8,584	58	14,674	40	11,132	57	24,777
Self-sufficing.....	99	150,735	175	159,534	195	192,331	313	225,112	104	129,504	93	99,863
Abnormal and unclassified.....	118	11,868	358	51,541	188	25,085	256	36,345	273	37,810	203	28,510
	308	55,903	494	95,828	370	45,803	314	46,418	638	132,640	584	106,077
Fertilizer:												
All types	572	28,478	1,969	155,815	822	30,050	557	20,564	1,700	90,243	2,444	590,325
General.....	151	6,765	608	48,541	230	11,664	138	5,161	548	27,734	537	48,852
Cash-grain.....											1	79
Crop-specialty.....	10	2,559	66	16,406	12	873	8	894	28	6,375	771	429,047
Fruit.....	32	4,446	26	3,176	38	1,215	7	650	49	4,256	16	1,443
Truck.....	7	1,544	30	6,007	14	2,950	7	608	59	12,427	31	6,571
Dairy.....	119	5,823	639	59,812	136	5,759	110	5,222	392	18,771	668	72,033
Animal-specialty.....	6	241	42	2,684	13	415	21	1,273	25	1,149	30	3,211
Poultry.....	37	1,784	94	3,885	76	2,161	91	2,601	59	2,432	52	4,601
Self-sufficing.....	68	1,116	190	5,359	117	1,860	82	2,199	152	3,824	69	1,530
Abnormal and unclassified.....	142	4,200	214	9,945	186	3,153	93	1,956	388	13,275	279	22,858
Labor:												
All types	631	240,159	2,039	573,228	894	179,607	729	138,330	1,640	429,914	2,314	641,534
General.....	149	35,129	535	94,884	204	67,303	145	23,253	446	102,586	452	74,308
Cash-grain.....											3	781
Crop-specialty.....	13	7,088	88	17,059	17	4,611	16	6,391	40	12,121	680	253,021
Fruit.....	44	15,790	32	15,592	35	7,414	6	2,925	55	25,815	20	3,730
Truck.....	5	2,055	24	12,167	9	6,820	1	500	55	16,257	26	12,331
Dairy.....	143	63,764	686	264,125	184	54,942	113	32,252	372	108,424	656	187,892
Animal-specialty.....	7	2,674	59	15,666	10	1,256	35	10,785	28	5,804	39	9,539
Poultry.....	7	20,894	107	19,556	111	17,148	170	35,277	68	20,170	64	21,094
Self-sufficing.....	55	4,330	186	10,113	107	4,843	101	6,862	141	5,602	76	2,528
Abnormal and unclassified.....	157	93,855	319	123,076	207	25,270	142	18,085	435	133,135	298	76,820

AGRICULTURE—MAINE

COUNTY TABLE VIII.—SPECIFIED FARM EXPENDITURES, 1929, BY TYPE OF FARM—Continued

[See Note, bottom of p. 8]

ITEM AND TYPE (See definitions in Introduction)	PISCATAQUIS		SAGadahOC		SOMERSET		WALDO		WASHINGTON		YORK	
	Farms reporting	Expenditures	Farms reporting	Expenditures	Farms reporting	Expenditures	Farms reporting	Expenditures	Farms reporting	Expenditures	Farms reporting	Expenditures
	Number	Dollars	Number	Dollars	Number	Dollars	Number	Dollars	Number	Dollars	Number	Dollars
Feed:												
All types.....	808	299,168	658	288,141	2,510	789,819	1,977	795,069	1,367	329,240	1,908	981,720
General.....	171	53,267	167	61,518	969	297,126	618	217,236	414	99,797	469	101,342
Cash-grain.....												
Crop-specialty.....	178	71,311	11	2,600	116	26,340	153	54,563	114	26,360	56	12,427
Fruit.....			2	1,230	8	1,422	33	9,392	121	17,137	27	7,134
Truck.....			4	612	25	9,631	11	3,445			16	8,709
Dairy.....	137	87,060	162	121,740	484	257,208	441	242,676	132	73,700	472	362,318
Animal-specialty.....	33	16,410	6	3,667	71	27,502	32	11,188	8	2,091	70	27,108
Poultry.....	25	17,609	64	54,079	64	39,575	179	176,549	51	37,391	197	252,327
Self-sufficing.....	77	9,246	97	15,587	255	31,598	227	34,117	196	25,182	238	39,053
Abnormal and unclassified.....	187	44,265	145	27,108	518	99,417	283	45,903	331	47,642	361	81,272
Fertilizer:												
All types.....	583	185,065	358	19,761	1,850	215,143	1,393	158,930	1,012	85,652	1,386	74,054
General.....	138	11,597	113	7,670	806	91,477	408	39,013	328	17,917	373	20,138
Cash-grain.....												
Crop-specialty.....	184	101,471	10	1,661	115	49,816	155	65,579	120	49,233	45	5,177
Fruit.....			1	70	6	1,011	27	3,329	85	3,016	28	2,848
Truck.....			4	1,035	25	6,145	14	2,103			19	2,323
Dairy.....	94	9,742	102	5,467	379	34,195	326	32,317	98	4,911	346	20,728
Animal-specialty.....	17	1,282	1	7	48	6,185	17	969	7	335	47	1,681
Poultry.....	17	1,706	25	1,001	40	2,009	92	6,196	28	714	109	5,942
Self-sufficing.....	35	694	38	971	140	4,058	141	3,726	148	3,675	159	4,104
Abnormal and unclassified.....	98	8,573	64	1,879	291	16,297	153	5,701	198	5,848	290	11,111
Labor:												
All types.....	592	199,372	384	99,784	1,733	389,012	1,186	236,189	860	291,442	1,374	386,695
General.....	124	23,152	100	16,400	687	131,878	377	59,094	233	47,776	348	75,744
Cash-grain.....												
Crop-specialty.....	165	83,339	10	5,735	96	25,819	133	48,603	93	40,502	44	13,029
Fruit.....			4	1,958	7	2,220	31	20,296	145	62,883	30	10,590
Truck.....			3	1,972	16	6,537	10	4,445			13	4,296
Dairy.....	102	36,218	107	32,575	307	103,648	279	57,638	84	51,843	375	140,610
Animal-specialty.....	24	9,842	5	5,220	49	24,300	20	2,710	9	1,205	54	16,099
Poultry.....	16	2,207	35	4,853	45	4,036	108	23,692	28	7,291	131	36,251
Self-sufficing.....	32	801	46	2,764	118	6,216	97	4,491	77	3,555	137	5,051
Abnormal and unclassified.....	129	43,813	74	18,307	348	84,358	131	15,220	161	67,387	242	85,025

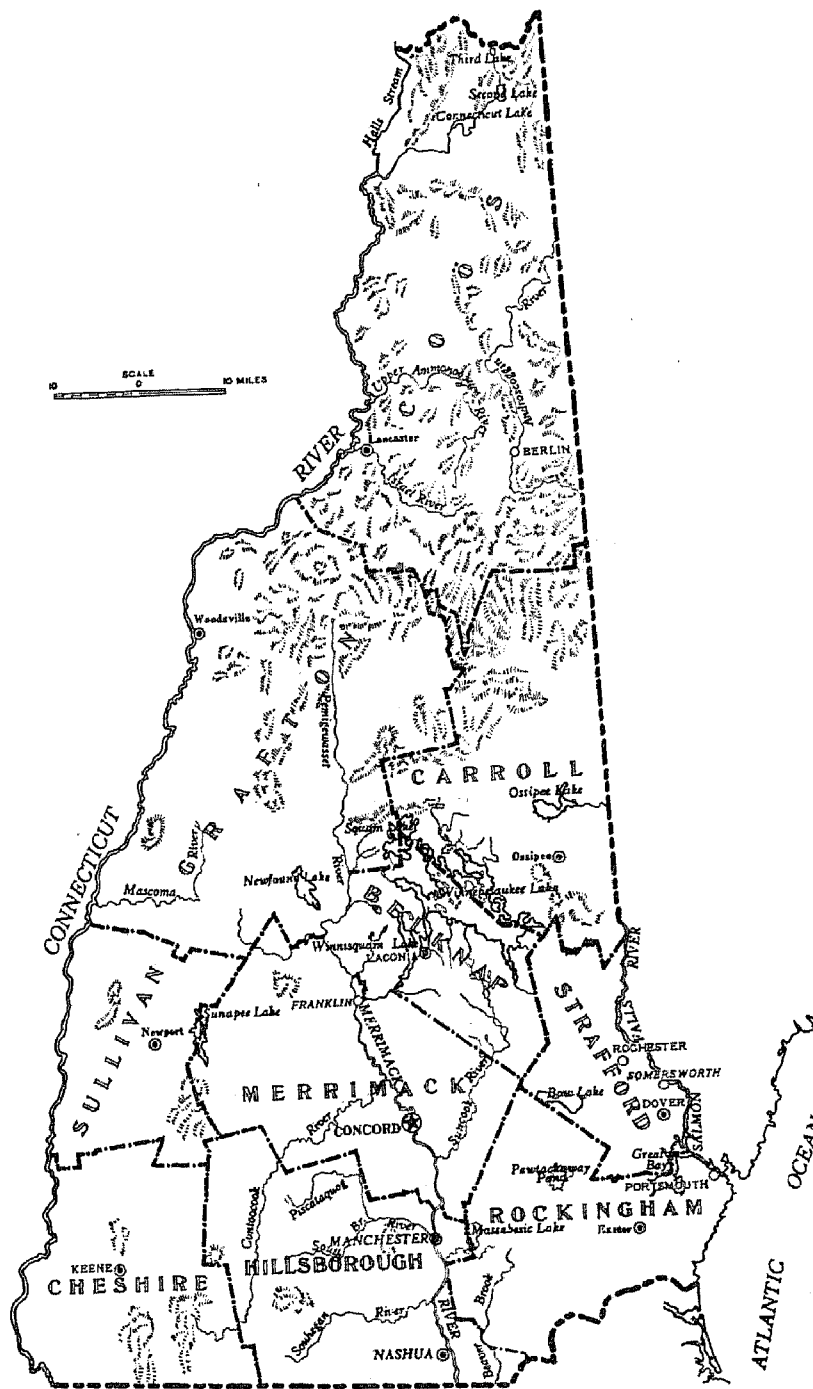
NEW HAMPSHIRE

119653-32-7

80

NEW HAMPSHIRE

COUNTIES, PRINCIPAL CITIES, RIVERS, AND MOUNTAINS



AGRICULTURE—NEW HAMPSHIRE

COUNTY TABLE I.—FARMS AND FARM ACREAGE, 1930 AND 1929, BY TYPE OF FARM

(See NOTE, bottom of p. 8)

ITEM AND TYPE OF FARM (See definitions in Introduction)		THE STATE	Belknap	Carroll	Cheshire	Coos	Grafton	Hillsborough	Merrimack	Rockingham	Strafford	Sullivan
FARMS, BY TYPE, 1930												
		<i>Number</i>	<i>Number</i>	<i>Number</i>	<i>Number</i>	<i>Number</i>	<i>Number</i>	<i>Number</i>	<i>Number</i>	<i>Number</i>	<i>Number</i>	<i>Number</i>
1	All types.....	14,906	788	981	1,103	1,214	2,077	2,030	1,997	2,458	851	1,330
2	General.....	2,223	141	186	201	131	265	279	370	311	148	191
3	Crop-specialty.....	476	45	20	35	53	74	26	35	97	42	49
4	Fruit.....	275	15	5	6	2	8	126	33	65	12	3
5	Truck.....	138	11	5	13	4	5	34	8	44	9	5
6	Dairy.....	4,332	219	111	307	672	883	496	421	573	258	392
7	Animal-specialty.....	275	24	40	29	38	33	33	45	10	3	20
8	Poultry.....	1,622	69	64	87	13	72	467	239	446	98	67
9	Self-sufficing.....	1,818	66	204	150	67	223	217	278	259	164	190
10	Abnormal.....	3,337	163	324	242	214	438	320	459	586	194	307
11	Institution or country estate.....	83	4	9	18	3	14	10	11	5	4	5
12	Part-time.....	2,434	107	234	163	133	284	235	369	459	150	300
13	Boarding and lodging.....	248	21	45	19	15	48	14	29	32	8	17
14	Forest-product.....	469	18	31	39	54	62	58	77	67	25	38
15	Horse farm, feed lot, or livestock dealer.....	103	13	5	3	9	30	3	3	23	7	7
16	Unclassified.....	410	13	22	32	20	76	32	79	67	23	46
FARM LAND, BY TYPE												
All land in farms, 1930:												
		<i>Acres</i>	<i>Acres</i>	<i>Acres</i>	<i>Acres</i>	<i>Acres</i>	<i>Acres</i>	<i>Acres</i>	<i>Acres</i>	<i>Acres</i>	<i>Acres</i>	<i>Acres</i>
17	All types.....	1,960,061	105,278	144,595	180,510	215,411	347,473	238,249	270,499	202,432	100,621	174,895
18	General.....	346,380	21,898	36,418	35,254	22,477	45,703	39,833	65,619	30,371	19,368	29,439
19	Crop-specialty.....	76,301	6,005	3,282	4,901	15,414	15,183	3,880	5,696	8,551	5,662	7,737
20	Fruit.....	42,260	2,828	635	754	2,517	18,684	5,985	8,056	2,278	423	423
21	Truck.....	8,693	935	223	711	43	1,000	2,118	566	2,317	446	334
22	Dairy.....	720,641	34,106	18,788	55,274	126,984	176,485	81,518	72,496	64,309	32,063	67,648
23	Animal-specialty.....	50,791	5,058	8,094	4,073	5,751	7,348	4,149	9,878	1,101	273	5,066
24	Poultry.....	116,652	6,303	4,952	5,426	792	6,306	32,932	19,409	25,463	8,262	6,757
25	Self-sufficing.....	160,672	5,632	21,166	14,722	5,492	23,023	18,763	26,307	15,243	11,399	18,035
26	Abnormal.....	391,618	21,511	47,310	36,701	34,498	60,953	34,212	53,933	42,970	19,183	35,347
27	Institution or country estate.....	44,512	4,421	7,757	6,282	1,494	5,626	5,106	7,060	2,032	1,537	3,197
28	Part-time.....	167,614	7,527	22,990	12,007	9,873	23,992	14,496	26,942	19,974	9,839	19,965
29	Boarding and lodging.....	31,060	2,555	6,104	3,522	1,643	7,118	1,745	3,296	2,360	650	2,007
30	Forest-product.....	124,760	4,903	9,798	14,601	16,081	18,555	12,416	21,314	13,161	5,440	8,491
31	Horse farm, feed lot, or livestock dealer.....	23,672	2,105	592	289	5,407	5,662	449	321	5,443	1,717	1,687
32	Unclassified.....	37,053	900	3,707	2,694	3,960	8,956	2,110	5,610	4,051	1,697	3,309
Average acres per farm, 1930:												
33	All types.....	131	137	147	148	177	187	117	135	82	106	132
34	General.....	156	155	196	175	172	172	143	177	98	131	154
35	Crop-specialty.....	160	133	164	140	291	205	149	103	88	135	158
36	Fruit.....	155	195	127	126	11	315	148	181	124	190	141
37	Truck.....	63	85	45	55	11	200	62	71	53	50	67
38	Dairy.....	168	156	169	180	189	200	164	172	112	124	173
39	Animal-specialty.....	185	211	202	140	151	223	126	220	110	91	253
40	Poultry.....	72	91	77	62	61	88	71	81	57	84	101
41	Self-sufficing.....	88	85	104	98	82	103	86	95	59	70	100
42	Abnormal.....	117	132	146	152	161	139	107	121	73	99	96
Crop land harvested, 1929:												
43	All types.....	380,105	20,038	20,416	25,431	48,704	89,050	44,918	45,810	48,876	22,556	34,308
44	General.....	61,722	3,738	5,031	5,132	5,401	6,807	7,034	10,155	7,034	3,953	5,873
45	Crop-specialty.....	17,088	1,397	941	1,028	3,281	2,780	834	1,272	2,603	1,273	1,679
46	Fruit.....	8,967	635	146	235	321	3,451	1,262	2,292	2,292	519	101
47	Truck.....	2,402	129	68	163	33	154	717	81	791	193	73
48	Dairy.....	161,068	6,910	2,964	10,109	30,923	39,086	17,077	13,416	17,797	9,070	13,716
49	Animal-specialty.....	9,038	739	1,229	854	1,513	1,242	792	1,430	1,995	58	956
50	Poultry.....	22,573	1,220	898	1,030	241	1,292	6,126	3,383	5,542	1,534	1,337
51	Self-sufficing.....	30,766	1,202	3,300	2,647	1,410	4,441	3,585	4,802	3,593	2,068	3,718
52	Abnormal.....	62,058	3,839	5,725	3,960	5,632	10,287	5,156	9,226	8,351	3,599	6,283
53	Institution or country estate.....	5,350	738	405	527	270	743	452	1,098	334	506	277
54	Part-time.....	33,425	1,480	3,264	1,939	2,392	4,770	3,071	5,062	5,126	2,077	4,244
55	Boarding and lodging.....	5,579	701	1,055	527	296	1,215	294	697	531	77	286
56	Forest-product.....	13,574	533	824	880	2,026	2,163	1,258	2,436	1,506	668	1,230
57	Horse farm, feed lot, or livestock dealer.....	4,130	337	177	87	648	1,396	81	33	854	271	246
58	Unclassified.....	4,423	182	144	223	270	944	368	783	678	289	542
Plowable pasture, 1929:												
59	All types.....	106,355	4,087	6,025	7,687	12,704	17,477	12,712	15,228	11,558	9,243	9,854
60	General.....	15,805	759	1,356	1,766	1,209	1,666	2,091	2,786	1,518	1,791	863
61	Crop-specialty.....	4,240	303	160	125	555	1,404	267	294	228	682	272
62	Fruit.....	1,428	105	5	45	13	113	744	169	235	62	62
63	Truck.....	630	5	5	45	15	15	179	104	137	84	61
64	Dairy.....	49,125	1,400	1,343	3,563	8,562	9,151	4,908	6,272	5,476	3,449	5,001
65	Animal-specialty.....	2,799	38	308	191	561	321	322	800	61	27	170
66	Poultry.....	5,546	170	269	427	124	115	1,529	944	901	754	813
67	Self-sufficing.....	7,912	201	581	481	458	1,029	1,382	1,382	689	938	1,042
68	Abnormal.....	16,657	1,036	1,736	933	1,200	2,845	1,365	2,235	1,906	1,390	1,962
69	Unclassified.....	2,213	272	156	156	35	813	202	242	208	116	164
Other pasture (excluding woodland), 1929:												
70	All types.....	249,871	12,498	8,456	13,971	44,504	51,233	25,980	29,954	18,945	10,453	33,868
71	General.....	35,440	2,311	1,975	3,824	5,291	3,636	6,423	6,423	3,048	1,780	5,179
72	Crop-specialty.....	8,334	321	64	257	2,210	1,801	118	810	746	237	1,770
73	Fruit.....	3,973	88	70	43	56	56	2,848	105	875	102	196
74	Truck.....	426	105	18	44	10	15	92	7	123	12	12
75	Dairy.....	130,853	4,493	1,511	7,834	32,167	33,911	11,223	12,107	7,604	4,755	15,188
76	Animal-specialty.....	7,902	1,117	438	571	1,117	1,256	615	1,376	130	1,282	1,282
77	Poultry.....	10,469	584	451	622	68	412	2,672	1,713	1,944	892	1,106
78	Self-sufficing.....	13,279	591	831	919	737	1,673	1,898	2,256	973	953	2,548
79	Abnormal.....	35,678	2,753	2,085	1,548	4,044	5,729	3,302	4,788	3,412	1,702	6,315
80	Unclassified.....	2,517	135	15	158	327	1,188	86	274	30	20	284

AGRICULTURE—NEW HAMPSHIRE

COUNTY TABLE II.—VALUE OF SPECIFIED FARM PROPERTY, 1930, BY TYPE OF FARM

[See Note, bottom of p. 8]

	THE STATE	Belknap	Carroll	Cheshire	Coos	Grafton	Hillsborough	Merri-mack	Rockingham	Stafford	Sullivan
Land and buildings:	<i>Dollars</i>	<i>Dollars</i>	<i>Dollars</i>	<i>Dollars</i>	<i>Dollars</i>	<i>Dollars</i>	<i>Dollars</i>	<i>Dollars</i>	<i>Dollars</i>	<i>Dollars</i>	<i>Dollars</i>
1 All types.....	77,855,327	3,973,728	5,230,831	7,170,351	6,558,077	10,500,297	11,774,352	8,534,605	12,439,238	5,004,455	5,091,313
2 General.....	10,938,980	642,000	984,055	1,036,645	609,100	1,141,320	1,638,675	1,809,705	1,632,460	734,275	650,745
3 Crop-specialty.....	2,721,182	164,969	135,175	198,700	510,172	369,450	225,350	202,000	515,450	221,600	175,385
4 Fruit.....	2,225,928	149,878	32,150	28,900	63,000	1,000,475	220,100	608,425	95,000	28,000	28,000
5 Truck.....	735,750	62,500	12,100	58,400	15,600	27,100	206,300	57,000	224,450	52,500	19,800
6 Dairy.....	23,450,349	1,275,509	790,851	2,295,661	3,622,220	5,248,157	3,523,652	2,529,925	3,745,058	1,464,125	1,959,250
7 Animal-specialty.....	1,476,475	118,225	214,050	149,875	230,700	159,700	180,600	265,705	42,460	13,000	102,760
8 Poultry.....	6,830,890	271,200	225,950	370,200	71,000	249,250	2,034,520	584,050	1,873,216	438,910	252,600
9 Self-sufficing.....	5,638,793	191,150	613,000	541,640	169,450	641,900	734,025	835,010	918,235	429,050	515,333
10 Abnormal.....	17,889,589	1,031,875	2,157,900	2,383,130	1,078,635	2,308,670	1,897,975	2,323,660	2,580,640	904,095	1,214,000
11 Institution or country estate.....	4,459,610	410,200	582,500	1,219,700	148,800	583,700	576,550	408,650	220,050	197,200	112,200
12 Part-time.....	7,650,465	273,800	742,650	564,295	328,725	802,025	846,800	1,220,460	1,549,705	493,895	828,050
13 Boarding and lodging.....	2,146,110	178,400	597,050	148,060	120,300	418,900	122,300	190,450	264,500	23,700	82,450
14 Forest-product.....	2,869,435	92,275	212,200	440,075	331,000	298,825	327,625	501,900	389,735	136,600	139,000
15 Horse farm, feed lot, or live-stock dealer.....	761,020	77,200	23,500	11,000	149,750	205,220	24,700	8,200	156,650	52,600	53,300
16 Unclassified.....	2,441,350	66,500	95,600	107,200	189,200	291,750	268,350	251,450	348,900	648,900	173,500
Land and buildings, per farm:											
17 All types.....	5,190	5,193	5,363	6,507	5,400	5,056	5,800	4,774	5,081	5,282	3,823
18 General.....	4,921	4,553	5,291	5,157	5,108	4,307	5,873	4,891	5,249	4,961	3,407
19 Crop-specialty.....	5,717	3,694	6,759	5,677	9,626	4,993	8,607	5,771	5,314	5,348	3,579
20 Fruit.....	8,154	9,992	6,430	4,817	9,626	7,875	7,940	6,670	9,360	7,917	9,333
21 Truck.....	5,332	5,682	2,420	4,492	3,800	5,420	6,068	7,125	5,101	5,833	3,960
22 Dairy.....	6,108	5,821	7,125	7,478	5,390	5,444	7,114	6,093	6,530	5,675	4,998
23 Animal-specialty.....	5,369	4,926	5,351	5,168	6,071	4,639	5,436	5,905	4,246	4,333	5,185
24 Poultry.....	4,211	3,930	3,530	4,255	5,462	3,462	4,485	4,117	4,200	4,479	3,770
25 Self-sufficing.....	3,162	2,896	3,005	3,611	2,529	2,878	3,383	3,183	3,545	2,616	2,712
26 Abnormal.....	5,360	6,331	6,660	9,848	5,040	5,271	5,931	4,764	4,404	4,600	3,308
Land and buildings, per acre:											
27 All types.....	39	38	36	45	30	30	49	85	62	50	29
28 General.....	32	29	27	29	30	25	41	28	54	38	22
29 Crop-specialty.....	36	27	41	41	33	24	58	35	60	40	23
30 Fruit.....	53	51	51	38	25	25	54	37	76	42	66
31 Truck.....	85	67	54	82	363	27	97	101	57	118	59
32 Dairy.....	36	37	42	37	20	30	43	35	58	46	29
33 Animal-specialty.....	29	23	26	37	40	22	64	39	48	48	37
34 Poultry.....	59	43	46	68	90	46	64	51	74	53	37
35 Self-sufficing.....	35	34	29	37	31	28	39	24	60	38	27
36 Abnormal.....	46	48	46	65	31	38	59	40	60	47	34
Farm buildings (including dwellings):											
37 All types.....	45,176,597	2,184,672	2,952,058	4,225,845	3,590,982	5,738,855	7,024,019	5,555,195	7,757,744	3,212,125	2,955,592
38 General.....	5,974,164	340,100	531,085	520,900	331,112	589,675	960,256	934,100	947,100	458,600	361,236
39 Crop-specialty.....	1,424,660	85,530	58,500	103,500	214,700	176,800	156,150	63,700	316,500	126,100	50,300
40 Fruit.....	1,110,625	23,850	20,400	34,700	6,000	27,500	518,675	113,650	334,100	33,000	5,600
41 Truck.....	423,250	28,850	4,500	34,700	6,000	16,000	97,800	35,700	154,000	34,500	10,000
42 Dairy.....	15,171,250	708,062	449,273	1,315,825	2,086,800	2,842,235	2,121,168	1,426,370	2,212,286	850,570	1,128,881
43 Animal-specialty.....	839,400	59,250	129,750	72,060	163,000	92,600	110,500	139,200	22,400	9,500	44,200
44 Poultry.....	4,543,385	171,000	147,750	257,850	48,300	155,600	1,422,295	657,265	1,233,075	292,000	158,750
45 Self-sufficing.....	3,373,735	117,900	337,350	305,820	94,000	342,950	455,550	541,475	601,540	273,850	302,400
46 Abnormal.....	10,695,438	551,360	1,226,250	1,641,550	560,900	1,359,325	1,015,775	1,443,710	1,699,563	533,600	766,475
47 Institution or country estate.....	2,586,628	171,660	216,500	920,650	97,500	401,000	183,000	256,500	145,618	110,200	84,000
48 Part-time.....	4,878,560	164,200	460,300	345,625	179,300	456,525	549,450	810,760	1,081,925	311,800	518,675
49 Boarding and lodging.....	1,460,325	125,200	441,950	100,075	86,000	259,100	78,300	140,650	185,070	15,100	58,900
50 Forest-product.....	1,343,275	40,300	94,200	170,500	146,300	136,750	188,025	231,300	195,000	68,000	72,900
51 Horse farm, feed lot, or live-stock dealer.....	399,650	50,900	13,300	4,700	51,700	105,950	17,000	4,500	92,000	28,500	32,000
52 Unclassified.....	1,617,750	28,800	47,200	59,400	85,350	135,600	165,850	170,025	207,150	600,625	117,750
Farmers' dwellings:											
53 All types.....	25,901,722	1,187,800	1,734,919	2,055,900	1,851,525	3,218,190	4,017,190	3,463,045	4,808,970	1,643,675	1,642,108
54 General.....	3,645,268	206,550	305,100	323,000	188,850	332,250	565,550	599,765	604,200	290,100	232,133
55 Crop-specialty.....	840,000	54,475	35,400	67,000	90,900	107,950	85,300	61,350	110,900	66,950	59,725
56 Fruit.....	630,975	21,550	13,700	10,400	16,900	273,800	71,925	199,200	21,000	21,000	2,500
57 Truck.....	261,350	16,750	2,800	17,850	4,500	9,100	61,500	18,250	103,100	20,000	7,500
58 Dairy.....	8,409,961	370,075	226,494	697,950	1,091,125	1,549,545	1,149,357	885,700	1,283,285	522,900	693,530
59 Animal-specialty.....	435,550	34,300	72,350	44,100	51,250	49,600	56,900	82,500	15,700	5,800	25,050
60 Poultry.....	2,776,078	106,150	81,750	163,400	27,550	97,050	538,178	390,500	785,550	178,150	107,800
61 Self-sufficing.....	2,304,895	83,000	236,100	206,700	61,500	229,365	301,685	374,250	408,795	191,525	212,675
62 Abnormal.....	5,843,825	257,350	730,875	486,550	284,600	745,400	587,920	853,080	1,057,990	299,550	540,510
63 Institution or country estate.....	633,600	29,000	98,000	128,500	17,500	140,500	78,000	61,000	27,000	14,600	39,500
64 Part-time.....	3,340,480	115,500	281,460	228,000	114,350	308,900	358,370	576,680	759,580	216,500	386,150
65 Boarding and lodging.....	913,900	61,000	295,300	53,250	58,900	153,300	38,000	93,400	102,800	11,500	46,450
66 Forest-product.....	730,595	20,050	45,625	73,200	73,850	88,050	118,100	119,910	119,910	42,460	45,110
67 Horse farm, feed lot, or live-stock dealer.....	225,250	31,800	10,500	3,600	20,000	59,650	9,300	3,900	48,700	14,500	23,300
68 Unclassified.....	692,790	17,000	30,350	38,900	53,250	82,030	96,900	125,725	140,250	47,700	60,685
Implements and machinery:											
69 All types.....	8,911,507	481,428	431,394	608,008	915,578	1,423,541	1,344,612	1,094,552	1,289,493	553,588	759,335
70 General.....	1,361,323	81,794	96,400	104,617	91,233	152,438	169,827	221,365	173,382	94,495	115,771
71 Crop-specialty.....	237,912	20,985	10,195	16,195	54,150	28,360	18,250	18,225	36,675	16,370	18,507
72 Fruit.....	287,886	10,094	3,911	5,875	6,500	127,676	33,955	75,350	22,625	2,000	1,700
73 Truck.....	97,495	4,200	3,050	6,000	800	6,400	19,645	13,400	28,550	7,800	6,650
74 Dairy.....	3,829,905	188,738	78,997	257,244	595,147	843,956	442,100	326,833	519,795	214,319	362,676
75 Animal-specialty.....	183,704	17,870	18,470	17,900	27,825	25,435	20,185	34,400	2,425	800	18,894
76 Poultry.....	473,310	43,658	32,755	48,855	7,275	36,005	271,284	136,737	196,625	67,997	32,119

AGRICULTURE—NEW HAMPSHIRE

93

COUNTY TABLE III.—VALUE OF FARM PRODUCTS SOLD, TRADED, OR USED BY OPERATOR'S FAMILY; AND RECEIPTS FROM BOARDERS, ETC.; 1929, BY TYPE OF FARM

[Due to crop failure, new operations, etc., the farms reporting specific items will not always agree with those reporting "All products," as the latter represent the total number of farms of each type in the county; also see Note, bottom of p. 8.]

	CLASS OF PRODUCT AND TYPE OF FARM (See definitions in Introduction)									
	THE STATE		BELKNAP		CARROLL		CHESHIRE		COGS	
	Farms report- ing	Value	Farms report- ing	Value	Farms report- ing	Value	Farms report- ing	Value	Farms report- ing	Value
	<i>Number Dollars</i>		<i>Number Dollars</i>		<i>Number Dollars</i>		<i>Number Dollars</i>		<i>Number Dollars</i>	
1	All products (sold, traded, or used by operator's family):									
2	All types.....									
3	General.....									
4	Crop-specialty.....									
5	Fruit.....									
6	Truck.....									
7	Dairy.....									
8	Animal-specialty.....									
9	Poultry.....									
10	Self-sufficing.....									
	Abnormal.....									
11	Crops (including plants, flowers, etc.), sold or traded:									
12	All types.....									
13	General.....									
14	Crop-specialty.....									
15	Fruit.....									
16	Truck.....									
17	Dairy.....									
18	Animal-specialty.....									
19	Poultry.....									
20	Self-sufficing.....									
	Abnormal.....									
21	Livestock, sold or traded:									
22	All types.....									
23	General.....									
24	Crop-specialty.....									
25	Fruit.....									
26	Truck.....									
27	Dairy.....									
28	Animal-specialty.....									
29	Poultry.....									
30	Self-sufficing.....									
	Abnormal.....									
31	Livestock products, sold or traded:									
32	All types.....									
33	General.....									
34	Crop-specialty.....									
35	Fruit.....									
36	Truck.....									
37	Dairy.....									
38	Animal-specialty.....									
39	Poultry.....									
40	Self-sufficing.....									
	Abnormal.....									
41	Forest products sold:									
42	All types.....									
43	General.....									
44	Crop-specialty.....									
45	Fruit.....									
46	Truck.....									
47	Dairy.....									
48	Animal-specialty.....									
49	Poultry.....									
50	Self-sufficing.....									
	Abnormal.....									
51	Farm products used by operator's family:									
52	All types.....									
53	General.....									
54	Crop-specialty.....									
55	Fruit.....									
56	Truck.....									
57	Dairy.....									
58	Animal-specialty.....									
59	Poultry.....									
60	Self-sufficing.....									
	Abnormal.....									
	RECEIPTS FROM BOARDERS, LODGERS, ETC.									
61	All types.....									
62	General.....									
63	Crop-specialty.....									
64	Fruit.....									
65	Truck.....									
66	Dairy.....									
67	Animal-specialty.....									
68	Poultry.....									
69	Self-sufficing.....									
70	Abnormal.....									

COUNTY TABLE III.—VALUE OF FARM PRODUCTS SOLD, TRADED, OR USED BY OPERATOR'S FAMILY; AND RECEIPTS FROM BOARDERS, ETC.; 1929, BY TYPE OF FARM—Continued

[See note, p. 93, beginning of this table]

CLASS OF PRODUCT AND TYPE OF FARM (See definitions in Introduction)	GRAFTON		HILLSBOROUGH		MERRIMACK		ROCKINGHAM		STRAFFORD		SULLIVAN	
	Farms reporting	Value	Farms reporting	Value	Farms reporting	Value	Farms reporting	Value	Farms reporting	Value	Farms reporting	Value
All products (sold, traded, or used by operator's family):	<i>Number</i>	<i>Dollars</i>	<i>Number</i>	<i>Dollars</i>	<i>Number</i>	<i>Dollars</i>	<i>Number</i>	<i>Dollars</i>	<i>Number</i>	<i>Dollars</i>	<i>Number</i>	<i>Dollars</i>
1 All types.....	2,001	4,139,756	1,998	4,632,114	1,918	3,467,494	2,391	4,747,515	928	1,698,001	1,284	2,001,090
2 General.....	265	371,558	279	384,087	370	547,001	311	458,540	148	238,583	191	260,153
3 Crop-specialty.....	74	100,849	26	28,949	35	47,582	97	65,784	42	31,356	40	37,605
4 Fruit.....	8	23,056	126	362,425	33	89,122	65	172,808	12	41,272	3	6,267
5 Truck.....	5	20,517	34	77,431	8	13,355	44	84,171	9	28,622	5	13,587
6 Dairy.....	883	2,047,605	490	1,738,743	421	1,190,694	573	1,959,208	258	731,613	392	983,186
7 Animal-specialty.....	33	66,334	33	111,178	45	144,991	10	12,442	3	4,445	20	44,248
8 Poultry.....	72	175,659	467	1,391,175	239	716,720	446	1,250,431	98	305,343	67	134,016
9 Self-sufficing.....	223	118,087	217	119,056	278	138,931	259	120,382	164	73,643	190	85,386
10 Abnormal.....	438	616,091	320	419,070	469	579,068	536	628,740	194	243,124	367	436,702
Crops (incl. plants, flowers, etc.), sold or traded:												
11 All types.....	1,058	299,071	1,248	603,851	1,145	390,855	1,683	648,398	631	227,788	835	180,131
12 General.....	196	47,108	226	73,768	299	94,200	261	138,062	127	54,945	161	43,482
13 Crop-specialty.....	74	70,978	26	20,180	35	34,123	97	48,128	42	21,663	40	21,395
14 Fruit.....	8	17,163	126	242,274	33	63,764	64	147,047	12	32,236	3	4,054
15 Truck.....	5	16,260	34	58,173	8	9,623	44	63,554	9	22,707	5	7,693
16 Dairy.....	414	97,949	291	102,575	226	65,240	381	132,578	162	46,456	251	55,199
17 Animal-specialty.....	14	2,393	20	6,909	21	3,733	9	1,912	2	215	9	1,752
18 Poultry.....	36	6,263	226	50,807	133	31,280	255	51,894	61	12,810	43	8,436
19 Self-sufficing.....	95	7,669	129	12,817	130	13,162	155	13,833	98	8,966	98	7,798
20 Abnormal.....	216	33,258	170	36,148	260	75,721	397	51,690	118	27,784	216	30,362
Livestock, sold or traded:												
21 All types.....	1,311	751,280	945	557,542	1,028	373,260	874	533,197	499	190,028	716	342,000
22 General.....	204	51,060	172	44,921	288	76,907	157	32,236	103	28,034	142	26,574
23 Crop-specialty.....	23	4,462	3	1,210	7	1,567	9	1,539	5	325	11	1,491
24 Fruit.....	4	525	62	42,366	12	2,890	13	2,299	5	865		
25 Truck.....	4	860	7	1,185	4	207	8	1,260	3	259		
26 Dairy.....	756	414,208	384	196,148	310	114,281	420	228,634	196	69,424	327	136,737
27 Animal-specialty.....	23	40,232	33	82,208	45	99,750	10	7,010	3	3,500	20	27,584
28 Poultry.....	37	11,241	144	33,487	91	29,706	91	14,456	32	7,287	29	6,782
29 Self-sufficing.....	80	6,733	73	5,773	99	8,301	64	5,782	40	2,732	50	5,023
30 Abnormal.....	170	221,939	97	150,244	163	39,651	102	240,031	55	77,598	128	137,829
Livestock products, sold or traded:												
31 All types.....	1,624	2,146,018	1,654	2,732,767	1,532	1,820,256	1,822	2,718,550	707	906,321	899	898,266
32 General.....	247	120,213	255	147,527	343	196,436	285	162,919	140	70,351	177	87,000
33 Crop-specialty.....	27	7,767	9	3,286	15	2,667	20	3,973	13	1,302	14	5,042
34 Fruit.....	5	1,108	68	26,650	14	8,113	32	9,726	8	3,261	1	589
35 Truck.....	5	2,107	16	10,863	4	2,100	16	7,811	5	1,354	3	1,478
36 Dairy.....	883	1,761,740	496	1,261,135	421	843,239	573	1,360,145	258	510,420	392	619,244
37 Animal-specialty.....	23	9,810	22	10,532	35	25,514	2	700	2	235	15	7,185
38 Poultry.....	72	134,280	467	1,174,049	239	585,743	446	1,055,481	98	253,623	67	97,999
39 Self-sufficing.....	139	17,680	138	19,303	169	24,018	152	19,252	74	9,406	125	13,917
40 Abnormal.....	223	91,343	183	76,412	292	132,426	296	98,543	109	56,369	205	65,502
Forest products sold:												
41 All types.....	506	287,417	430	163,473	489	305,849	472	192,138	199	79,553	372	195,436
42 General.....	118	51,414	95	21,655	158	58,068	105	25,958	72	28,461	103	34,184
43 Crop-specialty.....	10	5,044	2	140	13	2,883	14	1,035	5	535	12	2,293
44 Fruit.....	3	1,950	25	15,220	12	6,973	7	628	3	421		
45 Truck.....			4	330			4	529	1	12	2	2,950
46 Dairy.....	193	68,765	114	28,135	97	24,232	120	28,841	46	10,726	120	29,346
47 Animal-specialty.....	8	2,422	9	2,306	12	2,955	2	260			4	875
48 Poultry.....	8	2,934	57	14,206	21	4,837	49	11,653	10	2,345	10	1,072
49 Self-sufficing.....	50	6,715	19	2,406	43	4,816	37	3,583	21	1,737	30	2,689
50 Abnormal.....	110	148,173	104	79,075	133	201,065	134	119,651	42	35,266	91	122,052
Farm products used by operator's family:												
51 All types.....	1,626	656,000	1,671	674,891	1,886	677,244	2,321	655,234	917	294,311	1,256	385,267
52 General.....	263	101,773	279	95,216	370	121,390	311	99,365	148	56,792	190	68,913
53 Crop-specialty.....	59	12,608	23	4,133	29	6,342	73	11,109	40	7,481	44	7,469
54 Fruit.....	8	2,310	121	32,915	31	7,382	59	13,110	12	4,485	3	1,264
55 Truck.....	5	1,290	32	6,880	8	1,425	40	11,017	9	4,290	5	1,556
56 Dairy.....	899	304,943	493	150,750	421	143,693	573	209,010	258	94,687	392	142,660
57 Animal-specialty.....	32	11,477	33	9,223	45	13,039	9	2,560	2	495	20	6,382
58 Poultry.....	69	20,991	463	118,626	239	65,154	446	116,947	98	29,272	66	19,697
59 Self-sufficing.....	223	79,260	217	78,757	278	88,634	250	78,282	164	50,802	190	55,959
60 Abnormal.....	398	121,878	310	77,191	465	130,185	551	113,834	186	46,107	346	80,957
RECEIPTS FROM BOARDERS, LODGERS, ETC.												
61 All types.....	299	205,954	212	143,245	285	159,669	201	122,635	87	32,870	171	60,738
62 General.....	54	17,823	44	12,643	76	27,337	34	18,274	16	4,796	24	4,555
63 Crop-specialty.....	7	1,908			6	1,343	3	225	2	270	1	60
64 Fruit.....					2	432						
65 Truck.....	1	100	11	3,035			4	1,195	3	180		
66 Dairy.....	104	39,833	39	15,858	58	19,800	45	16,878	20	5,479	60	16,127
67 Animal-specialty.....	5	614	1	75	5	2,730					4	1,140
68 Poultry.....	13	6,079	44	13,985	30	14,032	32	11,722	11	5,393	11	2,588
69 Self-sufficing.....	25	10,947	32	7,172	32	15,385	18	5,146	10	2,608	17	3,700
70 Abnormal.....	90	123,430	38	90,121	76	78,610	60	72,645	25	14,144	54	32,568

COUNTY TABLE IV.—SPECIFIED LIVESTOCK, 1930, AND LIVESTOCK PRODUCTS, 1929, BY TYPE OF FARM

[See Note, bottom of p. 8]

TYPE OF FARM, BY CLASS OF ANIMALS (See definitions in Introduction)	THE STATE		BELKNAP		CARROLL		CHESHIRE		COOS	
	Farms reporting	Animals or quantity	Farms reporting	Animals or quantity	Farms reporting	Animals or quantity	Farms reporting	Animals or quantity	Farms reporting	Animals or quantity
General farms:										
1 Horses and mules, excluding colts.....number..	1,679	3,334	120	228	154	323	138	282	110	293
2 Cows and heifers kept mainly for milk.....number..	1,937	8,031	131	565	172	735	181	711	120	855
3 beef.....number..	53	337	6	17	14	86	4	36		
4 Other cattle, including calves.....number..	1,642	9,126	114	648	149	953	163	871	108	815
5 Sows and gilts.....number..	107	272	9	13	10	25	10	22	10	43
6 Other hogs, excl. pigs under 3 mos. old.....number..	557	1,418	43	84	66	150	54	198	42	113
Crop-specialty farms:										
7 Horses and mules, excluding colts.....number..	216	458	21	39	6	17	19	40	27	85
8 Cows and heifers kept mainly for milk.....number..	161	678	12	33	6	15	12	48	21	181
9 beef.....number..	8	30	2	14	1	1	1	3	1	1
10 Other cattle, including calves.....number..	132	835	13	62	6	32	7	44	18	285
11 Sows and gilts.....number..	8	11			1	1			3	4
12 Other hogs, excl. pigs under 3 mos. old.....number..	41	196	4	15	4	37	1	13	8	67
Fruit farms:										
13 Horses and mules, excluding colts.....number..	165	307	8	16	3	6	3	4		
14 Cows and heifers kept mainly for milk.....number..	136	348	10	27	5	11	3	9		
15 Other cattle, including calves.....number..	102	429	6	25	4	19	3	11		
16 Sows and gilts.....number..	6	12	1	2						
17 Other hogs, excl. pigs under 3 mos. old.....number..	31	74	2	3	1	1				
Truck farms:										
18 Horses and mules, excluding colts.....number..	83	145	3	6	3	6	9	12	1	2
19 Cows and heifers kept mainly for milk.....number..	70	223	4	14	2	2	8	17		
20 beef.....number..	1	4							1	4
21 Other cattle, including calves.....number..	51	196	4	24			6	20		
22 Sows and gilts.....number..	1	1								
23 Other hogs, excl. pigs under 3 mos. old.....number..	18	48			1	3		4		
Dairy farms:										
24 Horses and mules, excluding colts.....number..	3,823	8,371	184	383	79	175	213	505	601	1,706
25 Cows and heifers kept mainly for milk.....number..	4,261	46,617	214	1,841	169	882	302	3,267	654	8,370
26 beef.....number..	67	318	2	19	2	5	5	29	13	64
27 Other cattle, including calves.....number..	3,998	39,407	168	1,674	98	767	293	2,964	641	7,131
28 Sows and gilts.....number..	184	446	13	34	8	14	19	34	23	43
29 Other hogs, excl. pigs under 3 mos. old.....number..	1,012	3,559	68	176	38	121	69	326	192	534
Animal-specialty farms:										
30 Horses and mules, excluding colts.....number..	202	486	15	31	30	68	22	65	31	88
31 Cows and heifers kept mainly for milk.....number..	215	1,102	18	79	31	119	27	189	26	135
32 beef.....number..	24	255	8	95	3	28			2	6
33 Other cattle, including calves.....number..	221	2,233	20	278	33	250	26	256	28	334
34 Sows and gilts.....number..	24	140	2	17	3	5	5	23	1	2
35 Other hogs, excl. pigs under 3 mos. old.....number..	89	702	9	68	18	51	11	113	9	25
Poultry farms:										
36 Horses and mules, excluding colts.....number..	823	1,192	49	83	32	50	35	54	6	10
37 Cows and heifers kept mainly for milk.....number..	890	2,452	52	160	39	103	51	145	5	15
38 beef.....number..	6	22	1	5		5			2	7
39 Other cattle, including calves.....number..	656	2,412	43	162	31	107	44	178	6	37
40 Sows and gilts.....number..	14	32	1	8	5	5				
41 Other hogs, excl. pigs under 3 mos. old.....number..	137	392	14	84	7	23	4	29	2	3
Self-sufficing farms:										
42 Horses and mules, excluding colts.....number..	1,186	1,855	54	79	147	208	89	138	49	100
43 Cows and heifers kept mainly for milk.....number..	1,285	7,727	61	120	166	330	117	245	46	118
44 beef.....number..	18	49			6	11	1	3	2	10
45 Other cattle, including calves.....number..	935	2,856	46	177	118	355	91	285	41	155
46 Sows and gilts.....number..	25	42	2	2	2	2	3	7		
47 Other hogs, excl. pigs under 3 mos. old.....number..	338	689	18	31	46	64	30	71	15	22
Abnormal and unclassified farms:										
48 Horses and mules, excluding colts.....number..	1,919	3,820	106	204	218	394	138	470	143	310
49 Cows and heifers kept mainly for milk.....number..	2,063	6,614	109	498	239	575	156	404	139	549
50 beef.....number..	58	380	7	44	8	43	2	10	7	34
51 Other cattle, including calves.....number..	1,554	8,146	98	616	178	706	117	433	113	710
52 Sows and gilts.....number..	78	317	5	20	3	3	7	7	3	11
53 Other hogs, excl. pigs under 3 mos. old.....number..	541	2,757	24	116	88	192	31	55	45	100
SPECIFIED ITEMS, BY TWO TYPES OF FARMS										
54 Steers, 2 years old and over.....{Ranches.....number..										
55 All other.....number..		2,163		216		339		69		196
56 Sheep, excluding lambs.....{Ranches.....number..										
57 All other.....number..		882	65	1,252	34	437	57	964	174	3,366
58 All cows milked.....{Dairy.....number..	4,332	48,639	219	1,930	111	905	307	3,385	672	8,660
59 All other.....number..	6,982	23,025	404	1,621	686	2,021	576	1,908	390	2,178
60 Of beef or dual-purpose breed- {Dairy.....number..	213	1,133	7	74	16	60	18	139	30	154
61 ing.....{All other.....number..	422	1,344	33	162	47	151	36	108	31	91
62 Milk produced.....{Dairy.....No.and gals..	4,332	29,944,370	219	1,282,449	111	531,311	307	2,237,131	672	5,272,596
63 All other.No.and gals..	6,982	10,735,209	404	757,043	686	885,062	576	923,652	390	1,042,608
64 Production, per cow.....{Dairy.....gallons..		616		662		687		661		589
65 All other.....gallons..		406		498		438		485		480
66 Whole milk sold.....{Dairy.....gallons..		25,322,691		857,020		347,475		1,715,487		4,667,306
67 All other.....gallons..		4,079,897		248,782		169,661		307,158		668,524
68 Cream sold as butterfat.....{Dairy.....pounds..		264,194		1,688		4,251		51,161		22,475
69 All other.....pounds..		163,256		2,302		12,326		20,416		14,024
70 Chickens over 3 months old on {Poultry.....number..	1,558	508,241	68	13,945	57	16,153	86	31,906	12	2,631
71 farms, Apr. 1, 1930.....{All other.....number..	8,893	406,395	411	19,064	648	24,570	678	35,222	811	22,324
72 Chicken eggs produced.....{Poultry.....dozens..		5,314,278		173,691		172,720		333,550		34,120
73 All other.....dozens..		3,222,341		158,527		228,677		256,278		184,583
74 Production, per chicken on {Poultry.....dozens..		10.5		12.5		10.7		10.5		13.0
75 hand.....{All other.....dozens..		7.9		8.3		9.3		7.3		8.3

COUNTY TABLE IV.—SPECIFIED LIVESTOCK, 1930, AND LIVESTOCK PRODUCTS, 1929, BY TYPE OF FARM—
Continued

[See NOTE, bottom of p. 8]

	TYPE OF FARM, BY CLASS OF ANIMALS (See definitions in Introduction)	GRAFTON		HILLSBOROUGH		MERRIMACK		ROCKINGHAM		STRAFFORD		SULLIVAN		
		Farms reporting	Animals or quantity	Farms reporting	Animals or quantity	Farms reporting	Animals or quantity	Farms reporting	Animals or quantity	Farms reporting	Animals or quantity	Farms reporting	Animals or quantity	
1	General farms:													
2	Horses and mules, excluding colts.....number..	208	478	200	357	294	545	204	333	95	185	156	310	
3	Cows and heifers kept mainly for milk.....number..	235	1,155	224	762	333	1,317	242	791	128	466	171	674	
4	beef.....number..	3	19	8	56	13	82	1	1	4	9	5	31	
5	Other cattle, including calves.....number..	216	1,391	176	825	281	1,561	178	683	106	560	151	819	
6	Sows and gilts.....number..	15	38	10	23	17	55	8	25	10	17	8	11	
7	Other hogs, excl. pigs under 3 mos. old.....number..	84	189	54	154	100	222	46	134	28	91	40	83	
8	Crop-specialty farms:													
9	Horses and mules, excluding colts.....number..	32	79	10	18	20	45	39	64	20	33	22	38	
10	Cows and heifers kept mainly for milk.....number..	33	170	11	23	16	41	18	57	15	29	17	81	
11	beef.....number..	31	199	4	17	13	58	11	49	14	43	15	96	
12	Other cattle, including calves.....number..	2	4	3	3	2	2	2	3	1	1	3	8	
13	Sows and gilts.....number..	11	35	3	3	4	14	2	3	1	1	3	8	
14	Other hogs, excl. pigs under 3 mos. old.....number..													
15	Fruit farms:													
16	Horses and mules, excluding colts.....number..	4	12	76	141	19	33	30	70	10	20	3	5	
17	Cows and heifers kept mainly for milk.....number..	5	15	59	154	16	40	20	71	9	21	2	22	
18	beef.....number..	4	17	43	154	16	51	18	91	7	39	2	22	
19	Other cattle, including calves.....number..													
20	Sows and gilts.....number..	1	4	14	38	5	10	4	12	3	4	1	2	
21	Other hogs, excl. pigs under 3 mos. old.....number..													
22	Truck farms:													
23	Horses and mules, excluding colts.....number..	4	8	22	35	4	11	28	44	6	10	3	8	
24	Cows and heifers kept mainly for milk.....number..	5	17	15	58	5	23	21	75	7	13	3	4	
25	beef.....number..													
26	Other cattle, including calves.....number..	4	21	12	47	4	10	14	51	4	18	3	5	
27	Sows and gilts.....number..	1	1											
28	Other hogs, excl. pigs under 3 mos. old.....number..	3	4	5	15	3	9	4	13					
29	Dairy farms:													
30	Horses and mules, excluding colts.....number..	742	2,027	397	828	344	760	443	858	191	387	329	742	
31	Cows and heifers kept mainly for milk.....number..	872	11,441	489	5,238	416	4,050	565	5,701	254	2,287	286	3,570	
32	beef.....number..	11	78	10	60	4	17	7	12	6	12	7	32	
33	Other cattle, including calves.....number..	836	10,085	437	3,891	381	3,053	508	3,666	238	2,020	368	3,536	
34	Sows and gilts.....number..	39	91	19	49	14	35	20	53	6	13	23	80	
35	Other hogs, excl. pigs under 3 mos. old.....number..	233	762	95	332	127	444	58	358	47	114	85	392	
36	Animal-specialty farms:													
37	Horses and mules, excluding colts.....number..	25	68	21	41	32	75	7	14	2	4	17	42	
38	Cows and heifers kept mainly for milk.....number..	25	102	25	88	40	273	5	18	2	4	16	98	
39	beef.....number..	3	64	2	14	5	42					1	6	
40	Other cattle, including calves.....number..	29	265	22	159	40	467	5	43	1	4	17	177	
41	Sows and gilts.....number..	4	6	1	10	3	56					3	18	
42	Other hogs, excl. pigs under 3 mos. old.....number..	12	38	8	75	12	220	1	8	2	82	7	16	
43	Poultry farms:													
44	Horses and mules, excluding colts.....number..	40	70	211	295	136	199	217	279	48	68	49	84	
45	Cows and heifers kept mainly for milk.....number..	46	158	233	572	153	464	207	439	54	208	50	198	
46	beef.....number..													
47	Other cattle, including calves.....number..	35	218	166	494	105	420	144	389	46	225	36	172	
48	Sows and gilts.....number..													
49	Other hogs, excl. pigs under 3 mos. old.....number..	7	27	34	93	26	48	29	63	8	53	6	14	
50	Self-sufficing farms:													
51	Horses and mules, excluding colts.....number..	145	260	155	231	190	307	142	203	79	112	136	222	
52	Cows and heifers kept mainly for milk.....number..	171	429	155	308	198	437	145	256	93	174	133	300	
53	beef.....number..	1	1	2	3	2	3	1	7	1	2	2	9	
54	Other cattle, including calves.....number..	121	425	108	297	139	465	98	199	64	150	109	348	
55	Sows and gilts.....number..	3	4	6	11	3	5	5	8	1	35	2	3	
56	Other hogs, excl. pigs under 3 mos. old.....number..	48	79	46	186	49	85	35	70	21	30	40	46	
57	Abnormal and unclassified farms:													
58	Horses and mules, excluding colts.....number..	291	713	174	286	280	504	280	407	82	165	207	367	
59	Cows and heifers kept mainly for milk.....number..	326	1,266	191	664	314	1,063	248	636	114	348	227	711	
60	beef.....number..	10	112	1	2	8	88	9	24	4	19	2	4	
61	Other cattle, including calves.....number..	243	1,757	141	689	237	1,266	173	922	79	381	180	706	
62	Sows and gilts.....number..	13	59	9	41	17	87	10	51	5	20	6	18	
63	Other hogs, excl. pigs under 3 mos. old.....number..	85	501	43	993	100	381	47	250	28	86	47	84	
64	SPECIFIED ITEMS, BY TWO TYPES OF FARMS													
65	Steers, 2 years old and over.....	Ranches.....number..												
66		All other.....number..		373		106		447		92		108		219
67	Sheep, excluding lambs.....	Ranches.....number..												
68		All other.....number..	141	2,953	78	1,177	145	2,428	47	574	44	1,202	97	1,775
69	All cows milked.....	Dairy.....number..	883	11,627	496	5,731	421	4,072	573	6,105	258	2,347	392	3,581
70		All other.....number..	867	3,305	948	2,689	1,104	3,673	939	2,360	434	1,363	634	2,012
71	Of beef or dual-purpose breeding.....	Dairy.....number..	36	225	20	86	24	120	21	92	15	49	26	134
72		All other.....number..	52	162	57	146	66	256	39	74	30	109	31	85
73	Milk produced.....	Dairy.....No. and gals.	883	6,710,291	496	3,580,770	421	2,602,414	573	4,159,907	258	1,460,030	392	2,107,469
74		All other.....No. and gals.	867	1,444,208	948	1,330,752	1,104	1,692,692	939	1,215,678	434	586,821	634	854,693
75	Production, per cow.....	Dairy.....gallons		577		625		639		681		622		589
76		All other.....gallons		437		495		461		515		437		425
77	Whole milk sold.....	Dairy.....gallons		5,424,353		3,362,072		2,177,524		3,051,548		1,206,791		1,613,115
78		All other.....gallons		482,557		567,032		611,140		566,169		177,915		280,959
79	Cream sold as butterfat.....	Dairy.....pounds		133,456		2,264		20,810		2,330		3,100		20,459
80		All other.....pounds		63,571		7,558		9,765		14,007		3,120		16,167
81	Chickens over 3 months old on farms, Apr. 1, 1930.....	Poultry.....number..	72	18,752	446	165,907	228	72,975	428	138,330	96	35,784	65	11,858
82		All other.....number..	1,360	56,357	1,025	68,522	1,211	61,133	1,239	60,603	569	24,817	941	33,793
83	Chicken eggs produced.....	Poultry.....dozens		168,814		1,748,161		799,444		1,409,202		344,428		129,748
84		All other.....dozens		476,670		506,924		464,391		468,769		197,415		280,117
85	Production, per chicken on hand.....	Poultry.....dozens		9.0		10.5		11.0		10.2		9.6		10.9
86		All other.....dozens		8.5		7.4		7.6		7.7		8.0		8.3

AGRICULTURE—NEW HAMPSHIRE

COUNTY TABLE V.—TYPE OF FARM, BY SIZE, 1930

[See NOTE, bottom of p. 8]

TYPE AND SIZE (See definitions in Introduction)		THE STATE	Belknap	Carroll	Cheshire	Coos	Grafton	Hills- borough	Merrimack	Rocking- ham	Strafford	Sullivan
		Number	Number	Number	Number	Number	Number	Number	Number	Number	Number	Number
General farms:												
1	Under 3 acres.....	2		1								
2	3 to 9 acres.....	40	3	2	7	1	3	4		13	3	4
3	10 to 19 acres.....	91	4	9	11	4	7	13		22	7	5
4	20 to 49 acres.....	271	10	24	21	8	22	38	55	61	19	13
5	50 to 99 acres.....	527	35	28	43	28	60	70	80	97	49	37
6	100 to 174 acres.....	654	44	49	60	44	86	86	95	81	36	73
7	175 to 259 acres.....	327	26	32	31	25	40	34	71	20	16	32
8	260 to 499 acres.....	218	15	20	24	18	34	26	37	14	11	19
9	500 to 999 acres.....	77	3	2	2	1	11	6	18	2	7	7
10	1,000 to 4,999 acres.....	15	1	1	1	2			5	1		
11	5,000 to 9,999 acres.....	1										
Crop-specialty farms:												
12	3 to 9 acres.....	4					1			2		1
13	10 to 19 acres.....	18			3		4			5		1
14	20 to 49 acres.....	59	9	2	6	9	7	4	2	17	5	1
15	50 to 99 acres.....	115	10	3	6	9	10	7	12	36	14	8
16	100 to 174 acres.....	141	16	6	10	16	20	8	7	27	11	20
17	175 to 259 acres.....	69	4	6	3	6	15	4	9	7	3	12
18	260 to 499 acres.....	50	6	3	3	6	12	2	5	3	5	5
19	500 to 999 acres.....	14			2	4	4	1				1
20	1,000 to 4,999 acres.....	6				4	1					
Fruit farms:												
21	3 to 9 acres.....	9	1		1			4		3		
22	10 to 19 acres.....	15	1	1				7	2	3	1	
23	20 to 49 acres.....	33	4		1		1	14	1	11		
24	50 to 99 acres.....	75		2			2	39	10	10	1	1
25	100 to 174 acres.....	71	3	1	2		2	35	7	17	3	1
26	175 to 259 acres.....	30	3		1		1	12	4	6	4	1
27	260 to 499 acres.....	26	1	1	1		1	8	8	4	2	
28	500 to 999 acres.....	12	2					6	1	2	1	
29	1,000 to 4,999 acres.....	2					1	1				
Truck farms:												
30	Under 3 acres.....	5				2				2		1
31	3 to 9 acres.....	16	1		2			5	1	6	1	
32	10 to 19 acres.....	19	2		2	1	1	3	2	5	1	2
33	20 to 49 acres.....	36	3	3	2	1		5	4	14	4	
34	50 to 99 acres.....	31	1	2	5			11	4	10	2	
35	100 to 174 acres.....	22	3		2			10		5	1	1
36	175 to 259 acres.....	5					2			2		1
37	260 to 499 acres.....	4	1				2		1			
Dairy farms:												
38	Under 3 acres.....	12	1		2	1		3	1		2	2
39	3 to 9 acres.....	43	4		6	5	3	4	6	8	2	5
40	10 to 19 acres.....	95	4	7	7	5	16	14	10	18	8	6
41	20 to 49 acres.....	371	11	8	33	24	47	58	43	86	27	34
42	50 to 99 acres.....	933	56	16	55	98	121	139	87	209	77	75
43	100 to 174 acres.....	1,346	75	39	101	289	271	127	127	154	82	131
44	175 to 259 acres.....	818	39	26	47	162	215	73	80	59	39	78
45	260 to 499 acres.....	561	22	12	41	117	170	55	46	34	19	45
46	500 to 999 acres.....	131	6	2	13	18	34	19	19	5	2	13
47	1,000 to 4,999 acres.....	22	1	1	2	3	6	4	2			3
Animal-specialty farms:												
48	3 to 9 acres.....	1					1					
49	10 to 19 acres.....	12		4	1	2	2	1	1			1
50	20 to 49 acres.....	31	4	5	5	5	4	4	5		1	
51	50 to 99 acres.....	63	8	9	8	7	2	16	5	5		7
52	100 to 174 acres.....	69	4	5	8	12	11	6	13	3	1	7
53	175 to 259 acres.....	43	3	4	4	7	4	3	11	2		6
54	260 to 499 acres.....	36	2	5	2	7	6	4	6			4
55	500 to 999 acres.....	17	2	6	1	1	2	3	3			2
56	1,000 to 4,999 acres.....	3	1				1		1			
Poultry farms:												
57	Under 3 acres.....	73	1		5	3	3	35	9	9	5	3
58	3 to 9 acres.....	183	2	6	6	3	10	58	26	62	8	2
59	10 to 19 acres.....	205	7	12	14	7	7	48	24	76	11	6
60	20 to 49 acres.....	382	13	13	21	3	12	95	59	131	24	11
61	50 to 99 acres.....	374	20	13	24	1	15	114	52	94	22	19
62	100 to 174 acres.....	253	17	13	10	1	18	75	42	50	16	16
63	175 to 259 acres.....	95	6	5	6	1	8	28	16	13	6	6
64	260 to 499 acres.....	48	3	2	1	1	4	12	9	9	4	3
65	500 to 999 acres.....	8						2	1	2	2	1
66	1,000 to 4,999 acres.....	1						1				
Self-sufficing farms:												
67	Under 3 acres.....	6			1	2			1	1	1	
68	3 to 9 acres.....	92	1	9	8	1	11	7	12	22	13	8
69	10 to 19 acres.....	132	4	10	11	7	11	12	20	30	16	11
70	20 to 49 acres.....	384	12	30	24	19	42	44	55	83	37	38
71	50 to 99 acres.....	554	25	62	47	12	61	81	77	77	57	56
72	100 to 174 acres.....	439	18	63	37	21	64	53	76	32	28	46
73	175 to 259 acres.....	154	6	21	16	4	22	15	25	13	9	23
74	260 to 499 acres.....	47	8	5	5	1	8	4	10	1	3	7
75	500 to 999 acres.....	10	1		1		4	1	2			1
Abnormal farms:												
76	Under 3 acres.....	38	1	2	6	1	2	4	8	3	2	9
77	3 to 9 acres.....	326	7	25	24	18	34	28	39	91	18	42
78	10 to 19 acres.....	320	12	23	24	15	40	36	45	72	17	36
79	20 to 49 acres.....	673	31	59	36	29	60	72	88	174	35	89
80	50 to 99 acres.....	867	43	78	53	48	104	80	127	137	60	77
81	100 to 174 acres.....	604	46	71	40	51	94	52	91	62	34	63
82	175 to 259 acres.....	244	12	23	26	20	39	25	41	20	13	25
83	260 to 499 acres.....	269	6	23	20	23	46	15	31	15	12	18
84	500 to 999 acres.....	80	2	15	9	7	14	4	13	10	2	4
85	1,000 to 4,999 acres.....	37	3	5	3	4	5	4	6	2	1	4
86	5,000 to 9,999 acres.....	1			1							

AGRICULTURE—NEW HAMPSHIRE

COUNTY TABLE VI.—TYPE OF FARM, BY SPECIFIED VALUE OF FARM PRODUCTS SOLD, TRADED, OR USED BY OPERATOR'S FAMILY, 1929

[See NOTE, bottom of p. 8]

TYPE, BY VALUE OF PRODUCTS (See definitions in Introduction)		THE STATE	Belknap	Carroll	Cheshire	Coos	Grafton	Hills- borough	Merrimack	Rocking- ham	Strafford	Sullivan
		Number	Number	Number	Number	Number	Number	Number	Number	Number	Number	Number
1	General farms:											
2	Under \$250	59	1	3	5	1	5	1	8	12	1	4
3	\$250-\$399	125	3	10	5	3	17	24	16	31	9	7
4	\$400-\$599	201	13	14	14	11	18	24	34	42	9	22
5	\$600-\$999	606	41	47	53	27	70	88	117	79	37	47
6	\$1,000-\$1,499	547	38	45	66	30	76	64	86	62	28	52
7	\$1,500-\$2,499	437	31	43	38	27	60	49	63	46	38	42
8	\$2,500-\$3,999	185	9	20	19	18	14	22	24	26	19	14
9	\$4,000-\$5,999	57	3	4	3	2	2	5	14	8	6	3
10	\$6,000-\$9,999	18	1	2	1	3	1	2	6	1	1	1
11	\$10,000-\$19,999	13	1	1	2	2	2	2	2	3	1	1
	\$20,000 and over	1								1		
12	Crop-specialty farms:											
13	Under \$250	80	6	4		8	12	2	7	26	6	9
14	\$250-\$399	114	16	2	10	8	10	6	4	32	9	17
15	\$400-\$599	63	5	5	2	2	11	6	3	14	10	5
16	\$600-\$999	80	7	5	8	10	15	7	7	9	9	7
17	\$1,000-\$1,499	82	3	1	7	5	12	4	5	6	4	4
18	\$1,500-\$2,499	34	2	2	2	8	5	2	3	6	2	5
19	\$2,500-\$3,999	24	5		3	6	2	1	4	1	1	1
20	\$4,000-\$5,999	15		3		1	4	2	1	2	1	1
21	\$6,000-\$9,999	7			2	2	1	1	1	1		
22	\$10,000-\$19,999	5	1		2	2	2					
	\$20,000 and over	2			1	1						
23	Fruit farms:											
24	Under \$250	4							1	3		
25	\$250-\$399	22	3		1			9	3	6		
26	\$400-\$599	29	2				1	11	3	12		
27	\$600-\$999	39	1		1			24	2	8	3	
28	\$1,000-\$1,499	47	3	1	2		3	16	6	15	1	
29	\$1,500-\$2,499	52	3	3	3			25	6	10	3	2
30	\$2,500-\$3,999	31	1	1	1		1	18	4	3	1	1
31	\$4,000-\$5,999	22	1		1			9	4	2	2	
32	\$6,000-\$9,999	17					3	10	3	3	1	
33	\$10,000-\$19,999	8	1					4	1	1	1	
	\$20,000 and over	2								2		
34	Truck farms:											
35	Under \$250	2								1		1
36	\$250-\$399	6	3		1			2	1	7	1	
37	\$400-\$599	18		1	2	2		1		1	1	
38	\$600-\$999	25	3				1	7	3	5	1	1
39	\$1,000-\$1,499	35	2	1	8	2		8	3	9	1	1
40	\$1,500-\$2,499	24	2					8		11	1	
41	\$2,500-\$3,999	15	1	1	1		1	1	1	5	3	1
42	\$4,000-\$5,999	9			1			4	1	2	1	
43	\$6,000-\$9,999	8						3		3	1	1
	\$10,000-\$19,999	1					1					
44	Dairy farms:											
45	Under \$250	3				2						1
46	\$250-\$399	56	4			3		8		14	4	6
47	\$400-\$599	122	13	3	9	10		11	7	19	3	12
48	\$600-\$999	458	20	21	49	26		44	41	53	28	44
49	\$1,000-\$1,499	622	27	20	37	53		55	79	85	36	62
50	\$1,500-\$2,499	1,183	59	29	78	140		110	93	155	73	118
51	\$2,500-\$3,999	975	48	21	61	218		135	111	110	68	88
52	\$4,000-\$5,999	507	23	7	38	179		76	39	67	21	41
53	\$6,000-\$9,999	294	11	7	21	82		44	23	42	18	18
54	\$10,000-\$19,999	97	4	3	12	39		8	12	20	6	2
	\$20,000 and over	15	1		2	9		5	1	5	1	
55	Animal-specialty farms:											
56	Under \$250	1										1
57	\$250-\$399	12	2	3				2	2	2		1
58	\$400-\$599	11	3	4			1	1	1	1		1
59	\$600-\$999	55	5	10	6	5	11	6	8	1		3
60	\$1,000-\$1,499	58	6	10	5	8	6	7	9	3	2	2
61	\$1,500-\$2,499	68	5	5	7	12	7	9	11	2	1	9
62	\$2,500-\$3,999	33	2	3	5	6	5	3	6	1		2
63	\$4,000-\$5,999	14		2	3	3	1	2	2			1
64	\$6,000-\$9,999	14		3		2		1	5			1
65	\$10,000-\$19,999	5	1		1	2		1	1			1
	\$20,000 and over	4			2			1	1			
66	Poultry farms:											
67	Under \$250	5		1						4		
68	\$250-\$399	61		5	1			15	8	27	3	2
69	\$400-\$599	87		2				23	11	23	11	5
70	\$600-\$999	236	4	11	13	2	4	61	30	69	13	10
71	\$1,000-\$1,499	296	14	18	15	5	16	72	41	82	17	16
72	\$1,500-\$2,499	392	21	12	29	3	13	117	59	103	17	18
73	\$2,500-\$3,999	259	13	9	14	2	12	83	42	59	14	11
74	\$4,000-\$5,999	143	8	2	5	1	10	46	20	40	8	3
75	\$6,000-\$9,999	95	3	3	5		3	30	17	24	9	1
76	\$10,000-\$19,999	42			2		1	16	3	15	4	1
	\$20,000 and over	16		1	1			4	4	4	2	
77	Self-sufficing farms:											
78	Under \$250	279	5	24	4	12	29	12	53	53	41	46
79	\$250-\$399	512	21	43	38	17	58	74	70	93	49	49
80	\$400-\$599	432	10	43	45	20	59	58	66	45	32	54
81	\$600-\$999	441	20	67	44	14	62	54	61	50	32	37
	\$1,000-\$1,499	154	10	27	19	4	15	19	28	18	10	4
82	Abnormal farms:											
83	Under \$250	568	17	40	10	22	78	28	101	156	37	69
84	\$250-\$399	901	47	81	71	43	93	91	113	196	46	115
85	\$400-\$599	713	29	84	63	54	94	86	93	88	42	80
86	\$600-\$999	566	35	64	47	32	66	61	91	64	44	62
87	\$1,000-\$1,499	151	9	12	14	27	27	11	31	18	3	12
88	\$1,500-\$2,499	164	10	18	14	17	29	21	20	23	7	7
89	\$2,500-\$3,999	104	3	13	8	12	17	11	11	18	4	5
90	\$4,000-\$5,999	71	5	6	6	9	11	2	13	7	5	7
91	\$6,000-\$9,999	50	2	2	5	8	7	2	9	4	2	6
92	\$10,000-\$19,999	31	1	1	3	3	5	2	5	7	2	1
	\$20,000 and over	30	4	3	1	2	6	2	2	5	2	3

AGRICULTURE—NEW HAMPSHIRE

COUNTY TABLE VII.—TYPE OF FARM, BY TENURE OF FARM OPERATOR, 1930

[See NOTE, bottom of p. 8]

TYPE, BY TENURE OF OPERATOR (See definitions in Introduction)		THE STATE	Belknap	Carroll	Cheshire	Coos	Grafton	Hills- borough	Merri- mack	Rocking- ham	Strafford	Sulli- van
		Number	Number	Number	Number	Number	Number	Number	Number	Number	Number	Number
1	General farms:											
2	Full owners.....	1,956	133	151	164	102	234	246	326	291	135	174
3	Part owners.....	118	4	20	13	10	17	6	25	11	6	6
4	Managers.....	60	1	7	16	2	7	19	3	2	6	3
5	Tenants—											
6	Cash.....	71	2	5	6	16	7	8	12	2	7	6
7	Other.....	18	1	3	2	1			4	5	7	2
8	Crop-specialty farms:											
9	Full owners.....	405	34	18	29	38	62	24	27	91	39	43
10	Part owners.....	22	5	2	2	5	4	1	2	1	2	1
11	Managers.....	21	2	1	2	5		1	5	4	1	1
12	Tenants—											
13	Cash.....	20	3	1	1	5	6				1	3
14	Other.....	8	1		1		2	1	1	1		1
15	Fruit farms:											
16	Full owners.....	238	12	5			8	109	30	55	11	1
17	Part owners.....	10						4	2	4		
18	Managers.....	15	2					9	1	2		1
19	Tenants—											
20	Cash.....	8	1					3		3	1	
21	Other.....	2						1		1		
22	Truck farms:											
23	Full owners.....	109	7	2	10	4	5	26	7	36	9	3
24	Part owners.....	14	3		2			3	1	5		
25	Managers.....	2		1						1		
26	Tenants—											
27	Cash.....	9	1	1	1			3		2		1
28	Other.....	4		1				2				1
29	Dairy farms:											
30	Full owners.....	3,591	184	92	249	532	729	422	358	475	217	333
31	Part owners.....	400	15	10	26	71	73	40	43	63	24	35
32	Managers.....	90	3	7	14	6	16	15	12	9	3	5
33	Tenants—											
34	Cash.....	202	9	2	13	54	55	16	7	18	12	16
35	Other.....	49	8		5	9	10	3	1	8	2	3
36	Animal-specialty farms:											
37	Full owners.....	220	18	29	21	33	28	26	35	10	3	17
38	Part owners.....	81	2	8	6	3	3	3	4			2
39	Managers.....	10	2	1			1	3	2			1
40	Tenants—											
41	Cash.....	9	1	1	1	2	1	1	2			
42	Other.....	5	1	1	1			2	2			
43	Poultry farms:											
44	Full owners.....	1,493	58	60	75	10	66	427	224	423	90	60
45	Part owners.....	43	3		5	1	2	10	6	10	4	2
46	Managers.....	16	2	1	1		1	6	1	2	1	1
47	Tenants—											
48	Cash.....	48	3		6	2	3	15	6	8	3	2
49	Other.....	22	3	3				9	2	3		2
50	Self-sufficing farms:											
51	Full owners.....	1,689	61	189	135	62	203	205	266	248	154	166
52	Part owners.....	51	3	8	4	5	7	5	8	3	2	6
53	Tenants—											
54	Cash.....	62	1	6	9		11	3	3	6	7	16
55	Other.....	16	1	1	2		2	4	1	2	1	2
56	Abnormal and unclassified farms:											
57	Full owners.....	3,285	161	293	221	196	453	311	498	598	189	345
58	Part owners.....	100	2	14	6	10	11	11	19	9	7	11
59	Managers.....	141	7	20	25	10	21	12	22	9	8	7
60	Tenants—											
61	Cash.....	191	4	15	19	19	24	15	18	29	9	39
62	Other.....	52	2	4	3	1	5	3	11	8	4	11

AGRICULTURE—NEW HAMPSHIRE

COUNTY TABLE VIII.—SPECIFIED FARM EXPENDITURES, 1929, BY TYPE OF FARM

[See NOTE, bottom of p. 8]

ITEM AND TYPE (See definitions in Introduction)	THE STATE		BELKNAP		CARROLL		CHESHIRE		COOS	
	Farms reporting	Expenditures	Farms reporting	Expenditures	Farms reporting	Expenditures	Farms reporting	Expenditures	Farms reporting	Expenditures
	Number	Dollars	Number	Dollars	Number	Dollars	Number	Dollars	Number	Dollars
Feed:										
All types	12,716	7,622,821	665	358,834	872	312,005	945	550,283	1,078	491,795
General	2,056	787,071	133	45,852	184	64,829	170	73,650	120	41,450
Crop-specialty	243	60,819	17	3,114	8	2,820	19	4,667	29	12,678
Fruit	211	60,829	11	2,934	4	723	4	523		
Truck	104	32,034	5	1,386	4	635	10	2,750	4	825
Dairy	4,381	3,306,822	210	169,041	110	73,638	289	247,812	648	360,675
Animal-specialty	4,381	122,051	24	9,852	39	18,094	29	15,721	37	13,424
Poultry	1,541	2,143,010	65	63,021	58	65,412	63	129,781	11	7,229
Self-sufficing	1,470	257,302	59	11,272	179	25,788	129	25,540	53	8,798
Abnormal and unclassified	2,650	762,823	132	50,362	286	60,066	203	49,839	174	37,816
Fertilizer:										
All types	6,960	439,914	371	24,157	532	22,816	562	40,863	646	54,457
General	1,327	75,834	83	4,386	138	7,169	130	9,145	93	8,035
Crop-specialty	181	51,995	14	4,976	9	2,048	15	9,225	26	14,111
Fruit	165	31,147	11	882	3	295	2	77		
Truck	113	18,424	10	816	5	1,104	11	933	2	65
Dairy	2,565	164,114	122	5,772	67	4,041	202	13,860	389	27,102
Animal-specialty	123	7,772	13	1,482	13	809	13	936	20	1,090
Poultry	546	17,853	28	1,062	28	890	34	1,077	1	5
Self-sufficing	678	13,587	24	387	102	1,604	58	1,038	25	485
Abnormal and unclassified	1,232	59,488	66	4,394	167	4,850	97	3,872	90	3,564
Labor:										
All types	8,549	3,980,361	453	249,843	603	242,328	676	388,113	812	317,458
General	1,450	436,436	91	21,000	137	50,751	132	40,692	89	30,514
Crop-specialty	253	132,748	18	7,281	9	4,272	23	30,429	35	23,647
Fruit	215	175,094	11	10,532	4	3,014	4	2,330		
Truck	100	69,892	10	3,884	4	545	8	1,700	2	725
Dairy	3,259	1,701,027	152	87,097	95	54,075	236	163,441	492	153,639
Animal-specialty	203	98,912	19	12,847	30	12,199	21	9,933	31	14,768
Poultry	928	332,598	35	5,372	36	15,454	52	30,412	6	872
Self-sufficing	723	34,529	33	1,081	107	5,357	70	4,068	31	2,344
Abnormal and unclassified	1,718	999,125	84	101,240	181	90,661	130	103,108	126	60,949

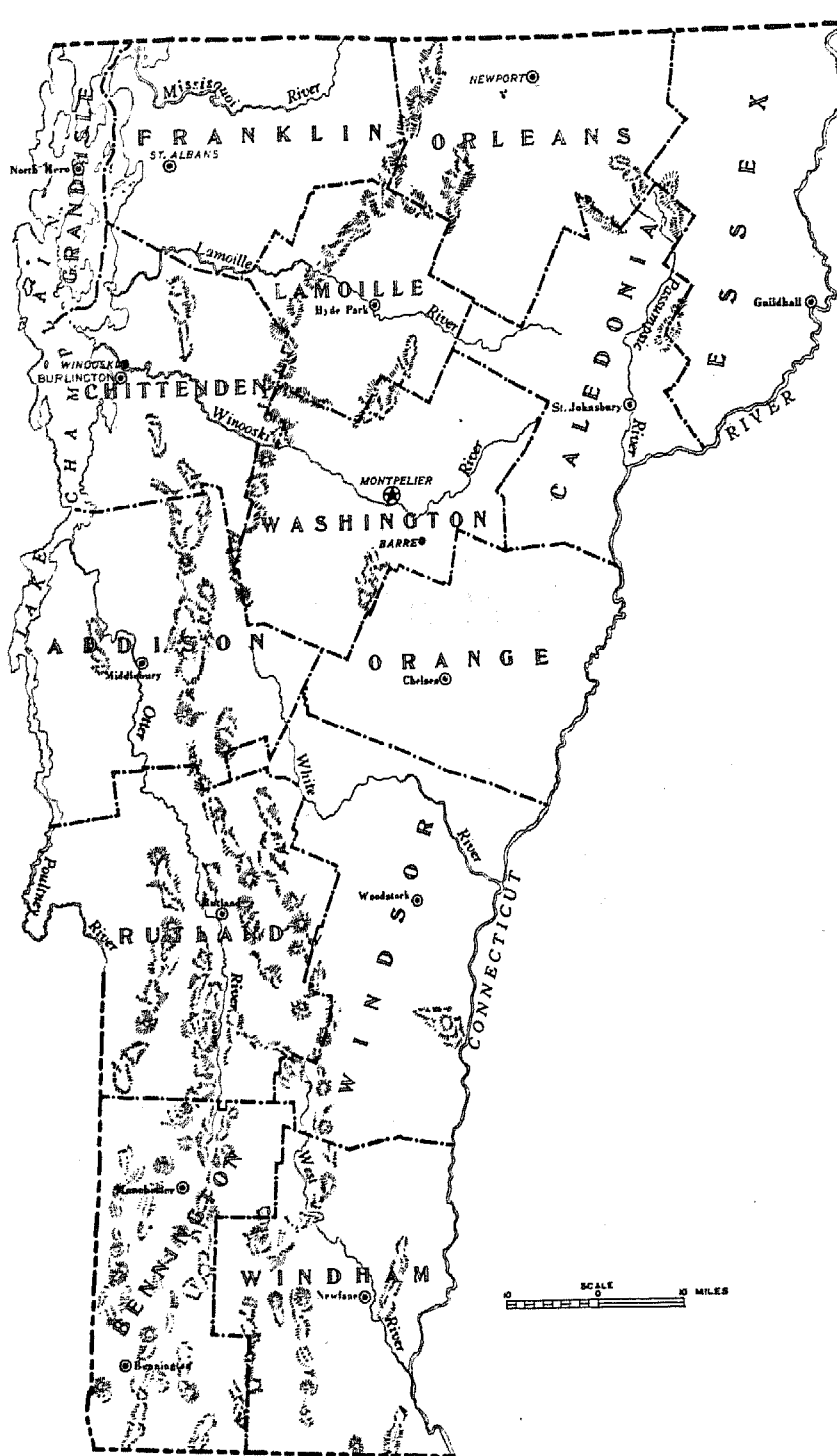
ITEM AND TYPE (See definitions in Introduction)	GRAFTON		HILLSBOROUGH		MERRIMACK		ROCKINGHAM		STRAFFORD		SULLIVAN	
	Farms reporting	Expenditures	Farms reporting	Expenditures	Farms reporting	Expenditures	Farms reporting	Expenditures	Farms reporting	Expenditures	Farms reporting	Expenditures
	Number	Dollars	Number	Dollars	Number	Dollars	Number	Dollars	Number	Dollars	Number	Dollars
Feed:												
All types	1,777	978,882	1,327	1,535,465	1,693	1,041,987	1,983	1,438,225	780	455,849	1,118	468,616
General	240	80,567	252	110,283	347	149,721	285	111,560	138	52,643	178	56,516
Crop-specialty	42	8,610	11	4,714	26	6,859	43	7,695	23	4,347	26	5,315
Fruit	7	1,325	102	31,697	22	6,995	48	13,519	10	2,828	3	335
Truck	5	1,810	27	11,070	3	665	34	10,033	9	1,570	3	1,350
Dairy	848	655,891	477	562,848	410	344,597	554	541,034	245	181,248	381	251,438
Animal-specialty	31	14,860	33	17,087	41	24,203	5	745	3	700	18	7,365
Poultry	71	73,122	447	673,052	228	329,950	425	611,362	89	141,180	64	48,901
Self-sufficing	178	25,969	195	39,437	227	41,776	189	32,728	103	19,239	168	26,755
Abnormal and unclassified	355	112,708	283	85,577	389	137,221	400	106,549	140	52,094	288	70,591
Fertilizer:												
All types	948	50,069	910	73,255	886	50,650	1,045	74,335	484	28,383	566	20,929
General	139	6,110	144	6,897	205	8,905	182	14,610	108	6,636	105	3,641
Crop-specialty	33	8,214	3	965	16	4,710	25	4,563	21	1,938	14	545
Fruit	7	1,319	95	13,752	24	4,031	40	8,022	10	1,820	3	49
Truck	4	1,105	24	5,663	5	715	39	5,625	8	1,453	5	942
Dairy	490	23,269	259	20,348	262	16,241	335	26,486	148	7,616	201	10,379
Animal-specialty	14	726	14	1,428	20	502	4	191	1	20	11	288
Poultry	23	601	127	4,348	75	2,460	153	5,413	49	1,278	28	719
Self-sufficing	84	2,003	81	1,631	91	1,780	94	1,971	57	1,167	62	1,221
Abnormal and unclassified	149	6,722	133	8,923	168	11,063	173	6,554	82	6,455	107	3,145
Labor:												
All types	1,310	544,042	1,190	642,760	1,190	440,813	1,383	634,794	544	308,050	748	219,160
General	177	55,605	157	57,707	243	71,061	216	59,120	98	18,515	110	25,471
Crop-specialty	36	15,909	12	6,695	24	14,550	51	19,466	21	5,253	24	5,213
Fruit	8	7,487	99	73,980	27	22,502	48	45,329	11	8,690	3	1,230
Truck	3	7,400	20	21,421	5	2,399	38	26,418	5	4,128	5	2,774
Dairy	693	305,403	359	265,744	323	165,567	426	284,444	191	80,853	292	110,764
Animal-specialty	24	13,759	20	7,274	34	19,376	5	1,660	2	300	17	6,766
Poultry	49	8,005	260	90,336	132	40,378	256	101,265	50	23,526	43	7,947
Self-sufficing	70	4,238	78	4,027	102	3,877	105	3,614	53	2,065	74	3,558
Abnormal and unclassified	250	126,235	185	106,576	240	101,103	238	94,688	104	159,722	180	55,434

VERMONT

101

VERMONT

COUNTIES, PRINCIPAL CITIES, RIVERS, AND MOUNTAINS



COUNTY TABLE I.—FARMS AND FARM ACREAGE, 1930 AND 1929, BY TYPE OF FARM

[See NOTE, bottom of p. 8]

ITEM AND TYPE OF FARM (See definitions in Introduction)		THE STATE	Addi- son	Ben- nington	Calca- donia	Chit- tenden	Essex	Frank- lin	Grand Isle	La- moille	Orange	Orleans	Rut- land	Wash- ington	Wind- ham	Wind- sor
FARMS, BY TYPE, 1930																
All types.....		Number	Number	Number	Number	Number	Number	Number	Number	Number	Number	Number	Number	Number	Number	Number
1	General.....	24,898	2,023	650	2,055	1,842	572	2,303	434	1,424	2,298	2,337	2,131	2,178	1,085	2,636
2	Crop-specialty.....	2,630	187	163	155	103	78	116	35	180	308	179	167	260	329	380
3	Fruit.....	851	44	33	74	39	20	95	8	68	82	60	63	70	93	96
4	Truck.....	132	28	4	1	18	-----	5	13	2	8	2	16	1	28	8
5	Dairy.....	106	5	5	11	35	-----	6	1	3	3	2	20	5	5	7
6	Animal-specialty.....	14,425	1,229	378	1,275	1,233	329	1,710	283	848	1,107	1,678	1,242	1,211	502	1,241
7	Poultry.....	460	61	11	14	15	13	9	0	19	89	54	38	23	37	71
8	Self-sufficing.....	450	26	27	64	30	3	19	3	17	48	14	49	37	43	76
9	Abnormal.....	1,450	111	126	80	118	45	61	32	40	125	53	171	93	180	219
10	Institution or country estate.....	3,997	276	177	374	226	79	249	49	227	395	278	360	438	359	510
11	Part-time.....	42	4	7	1	5	-----	1	-----	2	1	1	5	3	4	5
12	Boarding and lodging.....	3,388	232	155	334	185	57	223	37	194	338	244	292	370	283	442
13	Forest-product.....	157	13	10	7	15	3	7	11	8	13	13	19	9	10	13
14	Horse farm, feed lot, or live- stock dealer.....	310	21	5	16	10	18	13	-----	20	30	13	22	46	49	42
15	Unclassified.....	100	6	-----	16	5	1	3	1	3	13	7	19	11	7	8
16	Unclassified.....	357	56	26	37	28	5	21	4	23	43	16	41	34	22	28
FARM LAND, BY TYPE																
All land in farms, 1930:																
All types.....		Acres	Acres	Acres	Acres	Acres	Acres	Acres	Acres	Acres	Acres	Acres	Acres	Acres	Acres	Acres
17	General.....	3,698,997	354,792	181,973	300,927	277,498	114,744	361,109	45,704	200,032	351,247	359,561	382,442	303,756	282,105	400,207
18	Crop-specialty.....	433,248	32,142	30,064	22,510	11,782	15,223	15,132	7,225	27,111	48,701	26,483	32,439	26,282	65,459	66,895
19	Fruit.....	136,089	5,939	6,081	9,857	7,914	4,049	14,591	474	7,820	11,448	9,415	10,812	14,472	16,571	16,046
20	Truck.....	20,444	3,721	1,363	931	-----	-----	162	1,363	-----	1,278	103	4,021	-----	6,055	1,447
21	Dairy.....	4,416	104	678	394	1,168	-----	107	-----	130	-----	827	-----	242	377	301
22	Animal-specialty.....	2,067,594	200,490	79,340	227,280	234,764	76,622	315,330	36,149	134,506	215,263	291,509	268,887	194,939	108,703	223,806
23	Poultry.....	89,643	11,191	2,291	4,008	2,636	3,445	6,916	2,643	17,495	8,429	11,207	11,807	49,377	8,957	12,865
24	Self-sufficing.....	32,029	2,075	2,705	3,765	636	351	1,361	180	754	3,997	412	2,799	2,221	3,254	7,489
25	Abnormal.....	112,025	7,196	14,277	4,074	4,044	3,000	1,882	1,222	2,259	10,701	2,794	14,116	6,712	21,495	18,252
26	Institution or country estate.....	347,255	24,317	21,569	24,243	12,042	10,863	9,132	2,274	17,898	37,431	18,410	30,582	43,308	46,474	48,712
27	Part-time.....	23,207	2,025	7,727	-----	448	-----	-----	-----	-----	-----	-----	2,463	1,905	5,608	3,031
28	Boarding and lodging.....	197,070	11,096	12,057	18,258	6,822	4,100	5,764	1,334	8,507	22,110	14,008	17,153	21,821	23,016	30,904
29	Forest-product.....	12,911	715	1,080	475	1,357	454	123	297	1,888	371	2,317	562	1,623	800	940
30	Horse farm, feed lot, or live- stock dealer.....	93,189	7,111	705	3,058	2,814	6,249	2,106	-----	9,018	7,949	2,883	5,925	17,808	15,862	12,531
31	Unclassified.....	20,878	3,370	-----	2,452	601	-----	1,139	-----	76	5,484	1,118	2,724	1,512	965	1,437
32	Unclassified.....	53,354	7,617	3,601	4,466	1,681	591	2,657	401	7,041	4,803	2,006	6,752	2,505	4,760	4,473
Average acres per farm, 1930:																
All types.....		156	175	170	144	151	201	187	105	140	153	154	178	139	189	152
33	General.....	168	172	184	147	114	195	130	78	151	158	148	207	140	199	176
34	Crop-specialty.....	160	135	184	133	203	232	154	59	115	140	157	172	190	178	167
35	Fruit.....	160	133	341	62	-----	-----	32	105	-----	160	34	251	-----	216	181
36	Truck.....	43	21	135	36	33	-----	18	-----	-----	43	-----	41	-----	63	56
37	Dairy.....	185	212	210	178	190	233	183	128	159	180	174	216	161	193	180
38	Animal-specialty.....	195	183	208	286	169	265	84	153	139	197	166	295	134	242	179
39	Poultry.....	71	80	100	59	21	117	72	60	44	83	29	65	80	76	99
40	Self-sufficing.....	77	65	113	51	34	67	31	38	56	86	83	72	116	83	83
41	Abnormal.....	87	88	122	65	53	139	37	47	80	95	66	85	99	129	96
Crop land harvested, 1929:																
All types.....		1,073,693	129,307	40,267	77,108	84,143	23,895	124,230	21,966	51,951	83,244	89,129	105,718	77,459	54,262	91,214
42	General.....	100,014	8,878	7,093	5,628	3,379	2,960	4,402	1,365	6,348	12,036	6,766	6,570	8,961	11,669	14,000
43	Crop-specialty.....	37,135	2,019	1,634	2,338	2,236	833	4,839	331	2,188	3,118	2,769	3,288	3,909	8,607	4,025
44	Fruit.....	7,615	1,829	907	514	-----	-----	103	715	-----	272	36	1,325	-----	1,576	239
45	Truck.....	1,692	53	138	143	554	-----	49	-----	-----	64	-----	220	-----	46	172
46	Dairy.....	786,552	102,805	20,642	58,215	81,224	16,567	109,803	17,187	38,188	51,820	81,033	80,342	51,849	23,412	53,495
47	Animal-specialty.....	20,546	3,685	731	775	772	665	231	367	606	3,899	2,032	1,948	759	1,347	2,729
48	Poultry.....	7,674	655	575	1,096	278	49	268	27	235	981	109	713	506	623	1,639
49	Self-sufficing.....	27,053	1,962	2,925	1,308	1,516	799	674	669	436	2,378	830	3,298	1,869	3,907	4,492
50	Abnormal.....	76,182	4,927	5,194	6,820	3,326	1,833	3,351	1,163	3,378	7,691	4,888	7,086	8,927	7,550	10,030
51	Institution or country estate.....	5,089	600	2,054	-----	283	-----	-----	-----	-----	-----	-----	426	578	463	686
52	Part-time.....	52,016	3,090	2,870	5,352	1,943	921	2,890	743	2,428	5,769	3,922	4,503	6,066	4,962	7,027
53	Boarding and lodging.....	3,084	190	210	83	436	104	61	420	114	319	101	353	169	279	191
54	Forest-product.....	11,193	661	60	673	441	808	250	-----	791	1,146	506	764	1,724	1,624	1,750
55	Horse farm, feed lot, or live- stock dealer.....	4,845	386	-----	693	223	-----	650	-----	45	457	359	1,033	300	232	377
56	Unclassified.....	9,430	2,484	428	806	344	89	510	182	602	986	607	918	633	390	361
Plowable pasture, 1929:																
All types.....		274,179	44,247	10,957	22,785	24,492	2,939	10,803	7,148	11,431	23,244	25,761	23,388	17,887	15,590	24,581
57	General.....	24,924	2,172	1,706	1,837	632	533	1,026	459	2,017	3,521	1,641	1,579	1,767	3,081	2,056
58	Crop-specialty.....	7,101	426	283	448	460	106	408	31	376	481	656	593	1,304	586	586
59	Fruit.....	1,820	618	-----	80	-----	-----	20	-----	234	-----	42	-----	-----	537	145
60	Truck.....	281	-----	24	134	-----	-----	-----	-----	-----	-----	-----	-----	-----	-----	10
61	Dairy.....	206,612	36,597	6,996	18,059	21,588	2,113	17,672	5,796	8,114	15,352	21,287	16,898	13,330	6,415	15,894
62	Animal-specialty.....	6,751	1,690	119	302	273	25	45	25	219	1,079	792	501	253	442	726
63	Poultry.....	2,359	182	116	292	119	-----	40	35	109	325	32	284	116	231	478
64	Self-sufficing.....	6,665	476	764	306	291	52	37	112	198	811	289	817	187	1,247	1,279
65	Abnormal.....	15,093	1,437	796	1,187	818	110	445	191	358	1,593	973	1,705	1,440	2,029	1,891
66	Unclassified.....	3,263	650	90	310	97	-----	210	35	10						

AGRICULTURE—VERMONT

COUNTY TABLE II.—VALUE OF SPECIFIED FARM PROPERTY, 1930, BY TYPE OF FARM

[See Note, bottom of p. 8]

ITEM AND TYPE OF FARM (See definitions in Introduction)	THE STATE	Addison	Bennington	Caledonia	Chittenden	Essex	Franklin
	Dollars	Dollars	Dollars	Dollars	Dollars	Dollars	Dollars
Land and buildings:							
All types.....	145,935,241	14,769,773	7,955,235	10,294,045	14,737,710	2,982,309	17,052,895
General.....	12,065,372	921,975	1,030,410	682,475	569,500	345,300	606,675
Crop-specialty.....	4,275,885	205,725	202,250	292,700	289,800	87,700	530,250
Fruit.....	2,141,850	450,300	162,950	146,200	146,200	—	49,500
Truck.....	529,750	18,500	24,000	49,400	217,600	—	29,550
Dairy.....	99,042,187	10,813,614	2,907,980	7,429,720	11,229,335	2,056,108	14,648,670
Animal-specialty.....	2,601,195	392,300	99,000	91,500	109,800	67,000	39,800
Poultry.....	1,912,100	121,500	146,900	290,150	159,300	12,400	94,750
Self-sufficing.....	4,207,515	314,420	461,110	169,000	436,300	112,150	130,700
Abnormal.....	16,866,712	1,217,539	2,729,925	1,118,200	1,165,675	260,650	765,900
Institution or country estate.....	3,445,230	205,450	1,986,480	880,200	229,100	—	—
Part-time.....	9,737,405	737,005	697,645	—	573,375	149,650	643,300
Boarding and lodging.....	1,316,235	61,800	121,800	31,500	252,200	7,500	37,500
Forest-product.....	1,520,784	132,984	14,000	92,000	58,000	103,500	37,500
Horse farm, feed lot, or livestock dealer.....	847,058	80,300	—	114,500	48,000	—	47,000
Unclassified.....	2,272,675	393,900	130,700	111,900	415,200	21,000	166,500
Land and buildings, per farm:							
All types.....	5,861	7,298	8,374	4,894	8,001	5,179	7,405
General.....	4,595	4,939	6,690	4,403	5,519	4,427	5,230
Crop-specialty.....	5,025	4,676	6,129	3,550	7,431	4,385	5,582
Fruit.....	16,733	16,022	40,738	—	9,747	—	8,100
Truck.....	5,143	3,700	4,800	4,491	6,217	—	4,925
Dairy.....	8,666	8,799	7,693	5,826	9,107	6,250	8,522
Animal-specialty.....	5,655	6,431	9,000	6,536	7,320	5,154	4,422
Poultry.....	4,249	4,673	5,441	4,534	5,310	4,133	4,987
Self-sufficing.....	2,882	2,533	3,660	2,113	3,657	2,492	2,143
Abnormal.....	4,228	4,411	15,423	2,998	5,158	3,342	3,086
Land and buildings, per acre:							
All types.....	37	42	49	34	53	26	47
General.....	28	29	36	30	48	23	40
Crop-specialty.....	31	35	53	27	37	19	36
Fruit.....	105	121	120	157	157	—	250
Truck.....	129	178	36	125	186	—	276
Dairy.....	37	42	37	33	48	27	46
Animal-specialty.....	29	35	43	23	43	19	53
Poultry.....	60	59	64	76	250	35	70
Self-sufficing.....	33	44	32	41	108	37	69
Abnormal.....	49	50	127	46	97	24	84
Farm buildings (including dwellings):							
All types.....	82,316,178	8,110,375	4,781,778	5,661,080	8,274,340	1,609,580	8,970,499
General.....	6,791,615	516,600	634,950	371,675	325,950	173,700	337,400
Crop-specialty.....	2,294,425	114,250	118,500	126,950	146,700	48,500	250,150
Fruit.....	874,625	155,300	71,675	—	67,300	—	20,500
Truck.....	394,700	11,800	16,600	32,350	117,300	—	21,700
Dairy.....	54,948,777	5,964,195	1,689,450	4,051,135	6,063,265	1,105,555	7,606,899
Animal-specialty.....	1,465,100	213,865	65,500	41,000	55,500	45,400	24,700
Poultry.....	1,280,895	69,200	102,080	191,650	114,525	7,700	55,100
Self-sufficing.....	2,617,875	193,575	268,725	112,550	288,510	69,475	80,725
Abnormal.....	10,254,091	692,440	1,741,948	675,350	755,750	146,550	472,900
Institution or country estate.....	2,659,323	167,200	1,245,373	117,650	117,650	—	—
Part-time.....	6,255,950	469,655	400,575	549,550	395,100	98,350	416,200
Boarding and lodging.....	820,808	38,250	89,300	18,600	185,200	4,800	25,000
Forest-product.....	649,950	55,525	6,700	35,900	27,300	45,400	15,700
Horse farm, feed lot, or livestock dealer.....	477,060	26,900	—	71,300	30,500	—	16,000
Unclassified.....	1,494,165	178,850	81,350	58,400	339,540	12,700	100,425
Farmers' dwellings:							
All types.....	42,998,890	3,989,579	2,695,825	2,923,380	4,017,275	796,345	4,144,400
General.....	3,784,435	290,325	363,950	179,100	184,550	91,250	187,750
Crop-specialty.....	1,292,250	69,000	74,900	79,725	83,150	21,450	124,700
Fruit.....	355,525	77,600	37,000	—	37,800	—	10,800
Truck.....	299,100	9,500	12,100	16,250	82,100	—	15,650
Dairy.....	27,168,569	2,749,029	968,950	1,981,295	2,792,060	524,470	3,353,100
Animal-specialty.....	794,111	112,975	43,000	23,050	31,850	17,950	10,650
Poultry.....	815,475	89,750	65,200	112,775	73,375	3,600	35,325
Self-sufficing.....	1,782,475	132,175	185,475	75,200	204,650	44,900	51,350
Abnormal.....	6,186,470	410,995	890,600	433,735	418,040	80,025	317,175
Institution or country estate.....	791,200	17,000	540,500	—	44,500	—	—
Part-time.....	4,326,110	322,325	283,300	362,935	268,400	61,375	283,175
Boarding and lodging.....	464,350	28,600	62,800	15,100	70,800	3,500	18,500
Forest-product.....	348,460	29,770	4,000	19,200	16,050	21,150	9,000
Horse farm, feed lot, or livestock dealer.....	256,350	13,300	—	36,500	18,200	—	6,500
Unclassified.....	619,880	89,230	44,650	27,250	109,700	6,700	37,900
Implements and machinery:							
All types.....	20,767,500	2,133,987	827,091	1,538,063	1,798,012	449,282	2,177,311
General.....	1,958,638	139,028	122,920	103,875	57,125	60,367	94,495
Crop-specialty.....	490,908	19,750	26,440	19,589	37,500	10,825	50,735
Fruit.....	201,293	55,668	14,500	—	7,395	—	4,200
Truck.....	58,388	1,950	4,940	4,060	16,130	—	1,600
Dairy.....	15,375,666	1,650,564	429,875	1,243,138	1,417,630	331,687	1,924,286
Animal-specialty.....	351,775	66,630	11,750	11,209	16,050	11,800	5,475
Poultry.....	236,655	18,555	21,875	34,570	14,205	900	5,936
Self-sufficing.....	403,848	31,985	38,324	12,610	36,558	8,870	8,027
Abnormal.....	1,459,872	123,426	146,067	109,771	78,857	24,483	73,682
Unclassified.....	170,457	36,411	10,280	6,250	24,555	350	9,025

AGRICULTURE—VERMONT

COUNTY TABLE II.—VALUE OF SPECIFIED FARM PROPERTY, 1930, BY TYPE OF FARM—Continued

[See NOTE, bottom of p. 8]

ITEM AND TYPE OF FARM (See definitions in Introduction)		Grand Isle	Lamoille	Orange	Orleans	Rutland	Washington	Windham	Windsor
		Dollars	Dollars	Dollars	Dollars	Dollars	Dollars	Dollars	Dollars
1	Land and buildings:								
2	All types.....	4,036,738	5,994,710	9,030,620	13,648,295	14,099,932	10,758,820	8,098,980	12,596,429
3	General.....	247,410	657,750	1,011,412	949,700	831,900	921,900	1,563,340	1,686,625
4	Crop-specialty.....	61,400	203,800	333,300	358,700	335,200	444,500	497,000	463,550
5	Fruit.....	237,000	-----	35,500	21,000	713,500	-----	309,000	25,900
6	Truck.....	-----	14,000	-----	-----	87,800	24,800	36,800	27,300
7	Dairy.....	2,918,518	4,233,570	5,520,175	10,879,445	8,928,557	7,260,255	3,291,665	6,925,274
8	Animal-specialty.....	73,725	78,900	405,150	260,200	343,400	83,800	179,800	377,320
9	Poultry.....	14,000	57,800	152,000	39,300	213,700	127,400	159,500	323,400
10	Self-sufficing.....	126,100	80,300	286,275	144,350	581,000	200,700	512,300	642,810
11	Abnormal.....	327,185	607,890	1,064,063	852,100	1,862,875	1,489,115	1,398,425	2,007,750
12	Institution or country estate.....	-----	-----	-----	-----	308,450	180,800	229,950	305,000
13	Part-time.....	148,200	437,490	690,225	644,200	1,085,925	931,865	806,475	1,396,500
14	Boarding and lodging.....	178,985	57,100	156,400	77,300	199,800	18,600	63,750	52,500
15	Forest-product.....	-----	94,300	114,700	64,500	110,700	231,150	273,850	193,600
16	Horse farm, feed lot, or livestock dealer.....	-----	19,000	102,758	66,100	158,500	126,700	24,400	59,800
17	Unclassified.....	31,400	74,700	198,725	143,500	201,700	207,350	149,600	116,500
18	Land and buildings, per farm:								
19	All types.....	9,301	4,210	3,930	5,840	6,555	4,940	4,863	4,779
20	General.....	7,069	3,654	3,284	5,306	5,299	3,546	4,752	4,438
21	Crop-specialty.....	7,675	2,997	4,065	5,978	5,321	5,849	5,344	4,829
22	Fruit.....	19,231	-----	4,438	7,000	44,594	-----	11,086	3,238
23	Truck.....	-----	4,667	-----	-----	4,390	4,960	6,133	3,900
24	Dairy.....	10,313	4,992	4,612	6,484	7,189	5,995	5,857	5,580
25	Animal-specialty.....	12,288	4,153	4,552	4,819	9,037	3,643	4,846	5,314
26	Poultry.....	4,667	3,400	3,167	2,807	4,970	3,443	3,709	4,255
27	Self-sufficing.....	3,941	2,008	2,370	2,724	3,398	2,158	2,754	2,935
28	Abnormal.....	6,816	2,702	2,701	3,076	5,175	3,400	3,895	3,037
29	Land and buildings, per acre:								
30	All types.....	88	30	26	38	37	35	29	31
31	General.....	91	24	21	36	26	25	24	25
32	Crop-specialty.....	130	26	29	38	31	31	30	29
33	Fruit.....	174	-----	28	204	177	-----	51	18
34	Truck.....	-----	-----	108	-----	106	102	98	70
35	Dairy.....	81	31	26	37	33	37	30	31
36	Animal-specialty.....	80	30	23	31	31	27	20	30
37	Poultry.....	78	77	38	95	76	57	49	43
38	Self-sufficing.....	103	36	28	52	41	30	24	35
39	Abnormal.....	144	34	28	46	61	34	30	41
40	Farm buildings (including dwellings):								
41	All types.....	2,061,383	3,307,775	5,175,477	7,705,703	8,211,025	6,262,163	4,486,945	7,708,085
42	General.....	123,850	368,150	566,600	543,450	485,825	534,650	853,340	955,275
43	Crop-specialty.....	29,700	103,500	196,500	184,500	184,075	233,400	268,450	264,700
44	Fruit.....	79,000	-----	12,300	10,800	263,650	-----	180,100	14,000
45	Truck.....	-----	7,800	-----	-----	48,750	17,300	14,500	16,800
46	Dairy.....	1,514,765	2,286,625	3,152,262	6,101,593	5,230,660	4,147,533	1,808,595	4,235,245
47	Animal-specialty.....	20,750	41,800	148,565	184,500	184,500	50,200	102,850	236,470
48	Poultry.....	7,600	42,900	99,800	30,300	154,250	92,350	108,100	205,350
49	Self-sufficing.....	76,150	51,875	182,540	94,800	389,375	128,375	288,750	392,550
50	Abnormal.....	185,218	384,625	588,925	493,095	1,137,690	885,545	779,010	1,314,545
51	Institution or country estate.....	-----	-----	-----	-----	182,600	101,000	109,500	196,000
52	Part-time.....	87,760	290,125	432,025	367,120	693,940	602,845	510,050	944,745
53	Boarding and lodging.....	97,458	43,150	55,400	61,550	101,800	12,200	47,000	41,000
54	Forest-product.....	-----	38,150	49,300	27,625	59,550	92,700	99,200	92,900
55	Horse farm, feed lot, or livestock dealer.....	-----	13,100	52,200	36,800	99,700	76,800	13,860	39,900
56	Unclassified.....	18,450	28,400	138,550	86,550	132,350	162,800	82,650	73,350
57	Farmers' dwellings:								
58	All types.....	1,062,750	1,810,450	2,878,175	3,859,281	4,588,985	3,387,070	2,508,075	4,355,320
59	General.....	70,300	201,150	315,125	287,360	289,750	312,075	468,160	543,600
60	Crop-specialty.....	17,100	59,100	118,225	102,650	107,850	128,100	140,500	155,800
61	Fruit.....	36,500	-----	5,625	7,900	75,250	-----	69,050	8,300
62	Truck.....	-----	4,600	-----	-----	36,600	13,200	8,900	10,300
63	Dairy.....	756,500	1,180,500	1,709,435	2,953,175	2,795,090	2,149,450	1,094,200	2,251,615
64	Animal-specialty.....	10,900	23,200	122,700	78,936	99,100	30,350	59,800	129,650
65	Poultry.....	4,500	26,300	57,600	21,800	98,150	60,200	72,300	144,600
66	Self-sufficing.....	48,100	37,800	120,250	59,375	282,425	87,650	186,000	267,125
67	Abnormal.....	105,550	266,850	376,015	308,085	738,900	551,445	469,425	813,630
68	Institution or country estate.....	-----	-----	-----	-----	94,200	32,000	20,000	43,000
69	Part-time.....	57,450	210,600	297,675	241,885	494,750	419,995	353,175	688,980
70	Boarding and lodging.....	48,100	29,800	22,800	35,600	53,300	9,100	33,260	33,100
71	Forest-product.....	-----	20,150	28,240	13,600	38,350	43,350	54,260	51,350
72	Horse farm, feed lot, or livestock dealer.....	-----	6,300	27,300	17,000	58,300	47,000	8,750	17,200
73	Unclassified.....	13,300	15,650	46,700	40,000	65,850	54,600	37,760	30,700
74	Implements and machinery:								
75	All types.....	433,334	978,374	1,577,572	2,332,388	1,919,629	1,745,892	1,130,244	1,910,931
76	General.....	30,305	119,513	197,802	177,424	123,640	180,868	244,211	307,070
77	Crop-specialty.....	5,200	25,001	45,195	41,560	32,690	45,500	75,220	52,696
78	Fruit.....	21,760	-----	6,200	1,300	44,275	-----	41,670	4,325
79	Truck.....	-----	1,200	-----	-----	15,605	2,378	8,450	2,175
80	Dairy.....	327,549	754,417	1,061,721	1,862,451	1,417,555	1,260,078	591,241	1,173,524
81	Animal-specialty.....	4,400	10,625	72,875	39,789	44,775	14,450	25,010	55,946
82	Poultry.....	980	7,350	21,121	3,775	31,160	14,268	14,680	47,260
83	Self-sufficing.....	12,600	5,435	29,292	12,895	55,638	23,075	58,765	69,474
84	Abnormal.....	29,789	49,933	129,956	86,014	138,086	185,450	133,377	190,091
85	Unclassified.....	771	6,100	12,210	7,680	16,005	16,850	15,620	8,350

COUNTY TABLE III.—VALUE OF FARM PRODUCTS SOLD, TRADED, OR USED BY

[Due to crop failure, new operations, etc., the farms reporting specific items will not always agree with those reporting

CLASS OF PRODUCT AND TYPE OF FARM (See definitions in Introduction)	THE STATE		ADDISON		BENNINGTON		CALEDONIA		CHITTENDEN		ESSEX	
	Farms reporting	Value	Farms reporting	Value	Farms reporting	Value	Farms reporting	Value	Farms reporting	Value	Farms reporting	Value
All products (sold, traded, or used by operator's family):												
All types.....	24,611	55,872,752	1,987	4,991,969	924	1,799,317	2,048	4,808,524	1,814	4,848,744	567	1,233,900
General.....	2,630	4,436,067	157	282,701	163	232,364	155	287,303	103	167,720	78	149,443
Crop-specialty.....	851	1,129,163	44	29,852	33	32,790	74	58,437	39	76,418	20	28,708
Fruit.....	128	714,832	28	190,613	4	54,851	11	16,938	15	34,445		
Truck.....	163	181,031	5	4,794	5	10,423			35	65,649		
Dairy.....	14,425	41,034,906	1,229	3,784,838	378	1,103,517	1,275	3,699,711	1,233	4,197,470	329	908,761
Animal-specialty.....	460	1,389,762	61	147,122	11	30,130	14	82,189	15	34,771	13	45,564
Poultry.....	450	991,804	26	61,631	27	78,287	64	165,566	30	52,298	3	7,205
Self-sufficing.....	1,460	639,343	111	36,417	126	73,102	80	28,111	118	48,682	45	17,153
Abnormal.....	4,004	4,455,822	276	454,001	177	183,853	375	470,269	220	171,291	79	77,066
Crops (incl. plants, flowers, etc.), sold or traded:												
All types.....	15,044	8,395,219	971	398,622	568	243,183	1,227	317,465	1,115	419,861	398	93,694
General.....	2,148	813,279	148	51,176	132	44,636	127	48,576	92	37,337	63	15,918
Crop-specialty.....	851	758,428	44	29,852	33	17,509	74	43,563	39	53,513	20	17,690
Fruit.....	128	636,951	28	171,604	4	51,533			15	30,413		
Truck.....	163	139,629	5	3,925	5	5,906	11	12,365	35	51,155		
Dairy.....	8,472	2,452,348	491	112,061	246	59,491	706	169,231	715	212,931	225	46,514
Animal-specialty.....	265	66,434	32	4,670	9	2,745	11	2,616	10	4,130	10	2,523
Poultry.....	234	43,260	15	5,540	11	4,470	32	5,610	22	5,555	2	215
Self-sufficing.....	723	57,455	52	3,550	53	4,290	44	3,063	67	5,671	27	2,907
Abnormal.....	2,120	397,405	156	25,502	75	62,583	222	32,441	120	19,186	51	7,927
Livestock, sold or traded:												
All types.....	17,187	8,515,256	1,555	874,094	578	166,274	1,283	866,890	1,319	518,740	407	155,625
General.....	2,160	636,590	160	40,699	115	29,241	109	37,983	72	22,136	62	21,626
Crop-specialty.....	187	42,674	9	692	13	1,845	5	1,232	11	1,941	7	495
Fruit.....	38	13,077	14	3,925	1	700			3	55		
Truck.....	21	3,408	2	112	2	110	3	630	7	1,375		
Dairy.....	12,470	4,884,935	1,158	419,173	320	101,453	1,025	491,175	1,113	421,918	290	98,959
Animal-specialty.....	457	874,430	61	91,510	11	11,859	14	56,573	14	19,252	13	26,871
Poultry.....	197	41,675	15	2,266	10	1,913	22	5,527	10	1,972	1	265
Self-sufficing.....	502	36,523	34	1,927	52	4,082	14	1,183	35	2,437	11	474
Abnormal.....	1,215	1,982,004	102	313,620	54	15,071	91	272,587	54	47,654	23	6,935
Livestock products, sold or traded:												
All types.....	21,898	32,062,077	1,729	3,048,579	794	988,288	1,753	2,822,800	1,801	3,205,476	490	661,201
General.....	2,523	1,545,130	177	102,864	152	70,670	145	116,066	98	65,565	74	50,527
Crop-specialty.....	310	158,117	16	2,041	13	3,830	14	5,256	16	12,191	9	4,618
Fruit.....	68	28,560	18	7,592	3	725			5	687		
Truck.....	52	14,153	2	835	5	2,338	5	1,478	15	3,790		
Dairy.....	14,425	28,385,454	1,229	2,814,866	378	771,014	1,275	2,480,827	1,233	3,024,656	329	573,151
Animal-specialty.....	391	284,343	54	31,359	9	10,791	12	14,087	11	6,392	9	11,441
Poultry.....	450	789,713	26	48,070	27	63,858	64	139,690	30	37,443	3	5,995
Self-sufficing.....	882	115,527	63	6,142	96	17,175	46	5,325	78	9,352	22	3,619
Abnormal.....	2,160	681,050	144	35,310	111	47,787	192	59,871	120	45,397	44	11,850
Forest products sold:												
All types.....	7,770	2,531,177	414	134,874	248	65,328	622	217,087	523	149,368	228	115,313
General.....	1,406	508,125	86	30,705	72	24,092	81	37,104	41	8,918	47	27,503
Crop-specialty.....	167	41,949	4	634	7	960	8	1,231	5	1,653	3	1,190
Fruit.....	17	2,454	3	163								
Truck.....	7	1,571			2	290	2	260	1	800		
Dairy.....	5,124	1,263,026	252	63,412	110	20,739	472	132,001	438	118,056	144	49,384
Animal-specialty.....	137	34,008	13	2,270	3	257	6	4,576	5	1,523	4	687
Poultry.....	42	6,748	2	151			5	1,129				
Self-sufficing.....	198	16,891	12	1,266	26	2,079	7	554	5	298	3	270
Abnormal.....	672	656,405	42	36,273	26	6,911	41	40,242	28	18,718	27	36,279
Farm products used by operator's family:												
All types.....	23,880	7,459,053	1,925	535,800	910	346,284	2,023	584,472	1,780	554,671	554	208,087
General.....	2,625	933,033	187	57,257	163	63,725	154	47,574	102	33,764	77	33,869
Crop-specialty.....	636	127,925	37	5,721	31	9,146	62	7,155	34	7,120	17	4,715
Fruit.....	118	33,760	26	7,329	4	1,893			14	3,290		
Truck.....	97	22,290	5	422	5	1,779	10	2,205	33	8,529		
Dairy.....	14,382	4,040,115	1,219	375,326	378	150,220	1,275	426,477	1,217	419,906	329	140,753
Animal-specialty.....	451	130,547	60	17,313	11	4,478	14	4,337	15	3,474	13	4,042
Poultry.....	447	110,408	26	5,604	27	8,046	63	13,610	30	7,328	3	730
Self-sufficing.....	1,460	412,947	111	23,532	126	45,476	80	17,986	118	30,924	45	9,883
Abnormal.....	3,644	728,968	254	43,296	155	61,501	365	65,128	217	40,336	70	14,075
RECEIPTS FROM BOARDERS, LODGERS, ETC.												
All types.....	2,461	986,292	235	62,353	104	53,953	174	57,680	180	86,776	54	13,555
General.....	367	104,544	38	8,254	16	6,521	19	6,460	9	2,064	13	4,990
Crop-specialty.....	34	7,858	6	1,110	3	1,368	1	60			3	1,081
Fruit.....	13	5,100	3	3,390								
Truck.....	8	2,082							2	600		
Dairy.....	1,357	365,359	121	21,448	41	19,913	107	33,162	123	39,781	25	4,955
Animal-specialty.....	48	13,248	7	807	1	260	1	375	1	14	2	215
Poultry.....	45	10,108	4	646	5	1,200	6	1,269	3	367	1	40
Self-sufficing.....	127	24,623	11	2,038	13	2,481	4	1,073	6	1,208	3	321
Abnormal.....	452	403,370	45	14,660	24	22,206	35	15,221	34	42,242	7	1,923

AGRICULTURE—VERMONT

OPERATOR'S FAMILY; AND RECEIPTS FROM BOARDERS, ETC.; 1929, BY TYPE OF FARM

"All products," as the latter represent the total number of farms of each type in the county; also see Note, bottom of p. 8]

FRANKLIN		GRAND ISLE		LAMOILLE		ORANGE		ORLEANS		RUTLAND		WASHINGTON		WINDHAM		WINDSOR	
Farms report- ing	Value	Farms report- ing	Value	Farms report- ing	Value	Farms report- ing	Value	Farms report- ing	Value	Farms report- ing	Value	Farms report- ing	Value	Farms report- ing	Value	Farms report- ing	Value
Number	Dollars	Number	Dollars	Number	Dollars	Number	Dollars	Number	Dollars	Number	Dollars	Number	Dollars	Number	Dollars	Number	Dollars
2, 279	6, 238, 915	430	869, 704	1, 401	2, 949, 186	2, 255	4, 418, 333	2, 321	5, 928, 235	2, 110	5, 095, 792	2, 144	4, 889, 324	1, 843	3, 023, 980	2, 608	4, 828, 859
116	227, 436	35	49, 536	180	350, 736	303	482, 646	179	417, 245	157	234, 076	260	453, 635	329	504, 633	330	597, 223
95	144, 805	8	9, 843	68	60, 387	82	100, 101	60	88, 362	63	75, 833	76	129, 474	93	180, 710	90	113, 443
5	8, 185	13	60, 070			8	32, 938	3	4, 600	16	142, 792	28	179, 494	28	179, 494	8	6, 844
6	6, 747					3	6, 203			20	29, 000	5	4, 363	6	23, 479	7	13, 425
1, 719	5, 588, 052	253	686, 966	848	2, 270, 348	1, 197	2, 972, 219	1, 678	4, 959, 373	1, 242	3, 793, 871	1, 211	3, 243, 780	562	1, 486, 397	1, 241	3, 239, 605
9	18, 217	6	9, 940	19	34, 868	89	250, 463	54	139, 643	38	201, 720	23	55, 229	37	137, 280	71	202, 629
19	38, 889	3	3, 944	17	44, 137	48	96, 848	14	26, 553	43	95, 017	37	79, 045	43	84, 311	76	158, 071
61	19, 037	32	13, 436	40	9, 704	125	46, 644	53	18, 733	171	80, 609	63	43, 084	186	91, 258	219	113, 373
249	187, 547	50	35, 969	229	179, 006	395	430, 271	280	273, 724	360	442, 874	429	830, 684	359	337, 018	610	382, 249
1, 538	691, 597	251	119, 367	909	279, 038	1, 354	388, 585	1, 491	504, 305	1, 221	474, 065	1, 335	446, 061	1, 079	580, 153	1, 557	411, 238
98	44, 541	28	9, 236	155	62, 065	232	72, 240	140	72, 404	141	42, 308	211	102, 979	260	97, 847	315	111, 407
95	97, 204	8	5, 237	68	33, 660	82	73, 588	63	54, 225	63	48, 863	76	77, 732	93	149, 588	90	65, 462
5	7, 501	13	48, 728			8	24, 249	3	3, 752	16	134, 021	28	160, 936	28	160, 936	8	4, 244
1, 165	5, 886					3	4, 808			20	21, 046	5	3, 345	6	21, 677	7	9, 516
6	511, 926	159	48, 218	534	158, 215	701	164, 621	1, 039	326, 541	693	184, 419	789	204, 597	338	102, 892	721	150, 631
0	1, 775	5	876	10	3, 316	47	12, 843	32	9, 142	23	4, 806	10	2, 706	19	3, 428	41	10, 964
7	1, 395	1	80	8	1, 610	24	4, 081	4	780	20	2, 812	20	3, 264	24	4, 428	40	3, 470
28	1, 649	14	1, 787	18	771	62	5, 959	24	1, 854	72	6, 645	54	3, 670	99	7, 786	109	7, 874
128	19, 720	23	5, 205	116	18, 801	195	24, 217	189	35, 607	169	29, 145	220	47, 769	206	33, 697	250	46, 605
1, 690	584, 529	334	111, 289	938	375, 803	1, 551	895, 075	1, 712	830, 849	1, 527	873, 220	1, 461	1, 010, 049	1, 067	594, 962	1, 765	749, 083
82	17, 089	29	6, 202	143	51, 587	250	87, 141	151	87, 563	127	33, 342	205	58, 731	275	64, 852	314	78, 338
24	5, 811	4	2, 020	9	2, 870	11	2, 665	14	3, 473	14	2, 042	23	8, 608	17	1, 939	26	8, 622
						3	3, 240			4	431			8	2, 472	1	225
										4	880			1	42	2	259
1, 501	477, 473	259	92, 757	690	246, 963	1, 020	429, 920	1, 394	534, 078	1, 138	431, 621	1, 032	418, 220	486	246, 064	1, 046	475, 161
9	11, 776	6	5, 325	17	17, 904	89	141, 907	54	76, 930	38	169, 530	23	31, 293	37	104, 242	71	109, 458
5	2, 372	1	350	10	1, 646	25	4, 754	9	1, 897	16	3, 707	13	3, 067	19	4, 261	41	7, 678
9	235	13	493	8	474	30	2, 556	15	713	71	5, 242	32	2, 772	78	5, 649	100	8, 499
60	69, 773	18	3, 849	61	54, 159	117	222, 892	75	126, 185	115	226, 425	123	487, 352	147	75, 841	165	56, 961
2, 074	4, 098, 491	389	501, 449	1, 196	1, 673, 059	1, 916	2, 284, 429	2, 094	3, 631, 848	1, 777	2, 884, 283	1, 854	2, 420, 621	1, 327	1, 237, 636	2, 262	2, 564, 279
113	104, 269	35	21, 749	174	112, 880	297	167, 426	176	149, 977	149	68, 948	260	141, 957	317	165, 161	371	207, 371
43	22, 206	7	2, 267	13	13, 096	17	11, 306	22	17, 201	25	12, 374	26	21, 516	41	19, 764	39	19, 452
2	360	8	4, 427			5	4, 149	1	65	6	3, 790	3	6, 011	17	6, 011	3	784
1	370					2	900			11	2, 635	3	343	4	664	4	1, 310
1, 719	3, 893, 697	283	451, 100	848	1, 477, 704	1, 197	1, 896, 702	1, 678	2, 358, 111	1, 242	2, 602, 856	1, 211	2, 086, 505	592	908, 987	1, 241	2, 047, 705
5	2, 771	6	2, 402	15	8, 153	82	65, 284	50	36, 655	24	11, 563	19	12, 820	29	15, 054	66	55, 541
19	31, 456	3	2, 853	17	37, 053	48	74, 915	14	20, 740	43	77, 685	37	62, 782	43	66, 635	76	120, 538
32	3, 362	17	2, 635	18	1, 885	66	7, 979	28	3, 369	99	14, 602	58	7, 179	108	12, 714	156	20, 189
140	40, 000	30	14, 016	111	22, 288	202	55, 828	125	45, 528	178	69, 580	241	87, 520	216	54, 656	306	91, 419
726	173, 731	32	4, 090	615	256, 986	698	268, 593	790	284, 445	541	175, 012	786	318, 449	597	198, 989	958	290, 664
57	20, 490	2	1, 062	125	64, 913	157	50, 422	91	41, 081	87	27, 965	155	61, 700	187	52, 180	218	59, 070
24	5, 677			13	5, 731	16	4, 170	13	3, 580	7	2, 195	27	7, 563	20	3, 300	20	4, 065
		1	50					1	100	1	400			3	1, 320	3	4, 421
														1	121		
618	129, 096	25	2, 725	428	129, 017	416	82, 566	633	180, 210	358	93, 965	481	114, 421	223	40, 674	626	106, 231
		1	68	7	1, 437	23	6, 344	18	4, 342	15	4, 656	9	2, 722	6	1, 181	27	3, 945
1	194			3	505	6	1, 345	1	225	1	125	5	536	4	294	14	2, 004
3	142	1	80	3	381	10	835	5	600	17	1, 101	17	1, 381	49	3, 915	40	3, 939
23	18, 132	2	105	36	54, 402	70	62, 911	28	34, 298	54	44, 465	92	127, 826	69	95, 804	104	86, 039
2, 200	690, 567	430	133, 529	1, 325	384, 500	2, 194	643, 611	2, 208	686, 990	2, 070	709, 232	2, 077	646, 150	1, 593	502, 600	2, 571	842, 800
115	41, 047	35	11, 287	179	58, 691	308	105, 403	179	66, 215	157	61, 793	260	88, 288	329	123, 923	330	140, 142
65	13, 907	8	2, 075	26	5, 030	62	8, 372	41	9, 878	46	9, 869	58	14, 056	73	15, 119	76	15, 842
4	324	13	4, 836			8	1, 300	3	683	14	4, 150	4	8, 755	24	8, 755	7	1, 200
1, 704	575, 860	283	92, 166	848	257, 849	1, 197	398, 410	1, 678	560, 424	1, 242	480, 990	1, 210	420, 087	561	190, 880	1, 241	459, 817
5	491					3	495			20	4, 339	5	705	4	885	7	2, 340
8	1, 895	6	1, 269	18	4, 058	88	24, 085	50	12, 574	38	11, 135	22	5, 889	37	13, 480	71	22, 718
19	3, 472	3	661	17	3, 323	48	11, 803	14	2, 913	43	10, 688	37	9, 096	41	10, 763	76	22, 381
61	13, 649	32	8, 441	40	6, 193	125	29, 315	53	12, 197	171	53, 019	63	28, 082	186	61, 315	219	72, 935
219	39, 922	50	12, 794	197	29, 356	355	64, 423	190	32, 166	339	78, 259	392	80, 217	338	77, 320	433	105, 225
156	38, 566	68	64, 174	100	42, 100	227	128, 025	208	87, 854	231	104, 127	218	59, 989	238	72, 262	258	75, 238
12	2, 123	9	1, 293	19	6, 692	40	13, 555	24	11, 488	18	4, 337	40	8, 883	60	17, 444	50	9, 830
1	85					3	318	5	1, 829	3	764	2	397	3	910	1	5
								1	150					3	210		
1	150									1	500	1	400			1	468
117	20, 995	29	14, 769	62	13, 337	119	23, 635	142	47, 824	134	37, 756	115	20, 566	84	18, 085	125	39, 103
1	576			1	300	10	1, 988	4	1, 122	8	3, 581	4	1, 225	1	212	7	2, 473
2	275	1	20	1	350	2	349			6	1, 585	4	793	7	2, 293	3	919

COUNTY TABLE V.—TYPE OF FARM, BY SIZE, 1930

[See NOTE, bottom of p. 8]

	THE STATE	Addison	Bennington	Caledonia	Chittenden	Essex	Franklin	Grand Isle	La-moille	Orange	Orleans	Rutland	Washington	Windham	Windsor
TYPE AND SIZE (See definitions in Introduction)	Number	Number	Number	Number	Number	Number	Number	Number	Number	Number	Number	Number	Number	Number	Number
General farms:															
Under 3 acres.....	10	2	1	3	3	3	2	2	4	5	4	6	8	4	2
3 to 9 acres.....	62	4	2	7	7	3	5	7	5	5	4	6	8	4	3
10 to 19 acres.....	92	14	2	5	6	4	9	2	10	15	11	19	19	2	10
20 to 49 acres.....	210	17	15	16	15	13	9	9	13	21	20	11	19	19	22
50 to 99 acres.....	497	36	27	27	28	16	26	13	44	55	36	23	53	53	74
100 to 174 acres.....	570	26	52	55	20	23	35	9	54	114	56	55	101	117	122
175 to 259 acres.....	465	26	31	23	21	16	18	2	29	63	24	28	45	54	85
260 to 499 acres.....	339	24	24	20	2	12	13	2	22	35	20	23	24	57	52
500 to 999 acres.....	70	6	8	2	1	2	1	2	2	7	3	6	2	22	8
1,000 to 4,999 acres.....	15	1	1	2	1	2	1	2	2	1	1	5	1	1	2
Crop-specialty farms:															
3 to 9 acres.....	44	1	7	7	12	1	8	5	2	3	5	4	5	3	3
10 to 19 acres.....	47	2	2	3	10	1	9	5	3	3	4	4	4	8	8
20 to 49 acres.....	78	7	2	12	6	2	9	6	11	8	6	5	4	6	8
50 to 99 acres.....	139	9	1	13	6	6	15	5	11	13	6	13	16	12	13
100 to 174 acres.....	257	13	13	24	14	4	25	1	17	27	27	17	18	30	27
175 to 259 acres.....	142	9	12	9	5	1	12	4	4	13	9	14	16	17	21
260 to 499 acres.....	113	2	4	5	8	4	11	9	9	9	10	9	14	15	13
500 to 999 acres.....	28	1	1	2	3	2	5	1	1	2	1	1	3	4	3
1,000 to 4,999 acres.....	3	1	1	2	3	1	5	1	1	2	1	1	1	4	3
Fruit farms:															
Under 3 acres.....	2	2	1	1	1	1	1	1	1	1	1	1	1	1	1
3 to 9 acres.....	9	4	1	4	4	4	4	4	4	4	4	4	4	4	4
10 to 19 acres.....	8	1	1	4	4	4	4	4	4	4	4	4	4	4	4
20 to 49 acres.....	22	5	2	4	4	4	4	4	4	4	4	4	4	4	4
50 to 99 acres.....	20	3	1	2	2	2	2	2	2	2	2	2	2	2	2
100 to 174 acres.....	23	5	2	2	2	2	2	2	2	2	2	2	2	2	2
175 to 259 acres.....	19	4	2	2	2	2	2	2	2	2	2	2	2	2	2
260 to 499 acres.....	16	5	1	1	1	1	1	1	1	1	1	1	1	1	1
500 to 999 acres.....	7	1	1	1	1	1	1	1	1	1	1	1	1	1	1
1,000 to 4,999 acres.....	2	1	1	1	1	1	1	1	1	1	1	1	1	1	1
Truck farms:															
Under 3 acres.....	4	3	1	2	8	4	4	4	4	4	4	4	4	4	4
3 to 9 acres.....	25	1	1	1	9	1	1	1	1	1	1	1	1	1	1
10 to 19 acres.....	15	1	1	5	10	1	1	1	1	1	1	1	1	1	1
20 to 49 acres.....	26	1	2	1	7	1	1	1	1	1	1	1	1	1	1
50 to 99 acres.....	23	7	1	1	1	1	1	1	1	1	1	1	1	1	1
100 to 174 acres.....	7	1	1	1	1	1	1	1	1	1	1	1	1	1	1
175 to 259 acres.....	2	1	1	1	1	1	1	1	1	1	1	1	1	1	1
260 to 499 acres.....	1	1	1	1	1	1	1	1	1	1	1	1	1	1	1
Dairy farms:															
Under 3 acres.....	27	1	3	2	1	1	2	5	2	2	2	2	2	5	3
3 to 9 acres.....	91	2	9	7	10	10	9	10	9	9	8	8	5	6	9
10 to 19 acres.....	215	13	13	20	31	31	22	14	31	14	14	25	4	18	18
20 to 49 acres.....	722	46	18	61	13	82	13	58	94	37	68	29	59	29	59
50 to 99 acres.....	2,130	142	52	181	37	242	95	153	184	135	221	94	186	94	186
100 to 174 acres.....	4,873	362	111	462	108	578	110	301	428	606	385	404	188	434	434
175 to 259 acres.....	3,393	340	82	294	65	426	51	172	285	410	317	276	114	275	275
260 to 499 acres.....	2,430	277	81	208	86	304	11	111	174	262	277	124	97	192	192
500 to 999 acres.....	406	43	28	42	14	34	1	18	36	29	59	25	21	31	31
1,000 to 4,999 acres.....	38	4	2	2	8	5	1	3	3	1	8	1	4	4	4
Animal-specialty farms:															
3 to 9 acres.....	6	2	1	1	3	3	3	2	4	7	5	2	3	2	2
10 to 19 acres.....	10	1	1	2	4	4	4	3	10	7	8	6	7	6	16
20 to 49 acres.....	33	12	2	3	1	5	2	1	27	19	14	6	4	11	22
50 to 99 acres.....	143	17	5	4	4	4	1	4	37	27	12	6	4	7	15
100 to 174 acres.....	97	14	2	2	2	2	1	2	8	5	2	3	7	12	
175 to 259 acres.....	65	10	3	3	2	2	1	2	5	7	5	2	7	7	
260 to 499 acres.....	19	2	2	1	3	3	1	2	1	1	3	2	1	2	
500 to 999 acres.....	6	1	1	1	1	1	1	1	1	1	3	1	2	2	
1,000 to 4,999 acres.....	6	1	1	1	1	1	1	1	1	1	3	1	2	2	
Poultry farms:															
Under 3 acres.....	49	3	7	4	1	5	1	3	3	4	4	5	3	5	5
3 to 9 acres.....	80	5	14	12	3	3	3	2	4	4	4	11	6	5	8
10 to 19 acres.....	55	2	11	4	5	5	2	2	6	1	1	5	6	7	3
20 to 49 acres.....	68	4	8	6	3	3	2	2	8	1	3	6	6	9	14
50 to 99 acres.....	81	7	9	3	1	7	7	7	12	3	10	7	7	11	
100 to 174 acres.....	75	5	11	1	1	1	1	1	10	1	5	6	4	24	
175 to 259 acres.....	21	2	2	1	1	1	1	1	3	1	1	2	2	7	
260 to 499 acres.....	17	1	2	1	1	1	1	1	2	1	3	1	4	3	
500 to 999 acres.....	4	2	2	2	1	1	1	1	2	2	3	1	4	1	
Self-sufficing farms:															
Under 3 acres.....	9	3	3	3	1	25	7	8	1	1	2	1	1	1	14
3 to 9 acres.....	200	17	15	32	4	14	7	8	17	13	20	10	14	8	22
10 to 19 acres.....	181	13	12	19	7	7	7	8	14	9	20	15	8	8	22
20 to 49 acres.....	294	26	23	31	5	7	7	11	24	11	44	15	26	37	
50 to 99 acres.....	343	32	24	26	19	10	9	7	31	10	34	25	40	61	
100 to 174 acres.....	285	15	13	7	7	5	2	3	20	6	30	21	55	66	
175 to 259 acres.....	103	6	35	2	2	2	1	1	11	1	14	6	31	19	
260 to 499 acres.....	36	1	9	2	2	2	1	2	6	2	4	1	9	9	
500 to 999 acres.....	8	1	2	2	2	1	1	1	1	1	3	1	2	2	
1,000 to 4,999 acres.....	1	1	1	1	1	1	1	1	1	1	1	1	1	4	
Abnormal farms:															
Under 3 acres.....	76	2	7	8	2	6	6	6	2	8	5	11	9	5	5
3 to 9 acres.....	739	61	28	50	79	8	81	56	56	51	78	65	36	67	67
10 to 19 acres.....	564	48	13	87	35	6	50	17	29	46	51	62	35	71	71
20 to 49 acres.....	761	53	31	71	24	15	61	7	57	55	46	65	58	100	100
50 to 99 acres.....	743	54	42	23	13	24	10	37	79	49	72	81	79	111	111
100 to 174 acres.....	660	30	26	20	17	16	6	23	80	50	66	90	72	93	93
175 to 259 acres.....	249	11	16	11	9	6	2	9	29	16	27	30	32	30	32
260 to 499 acres.....	162	11	10	4	6	4	4	9	13	7	14	15	24	26	
500 to 999 acres.....	39	4	2	2	2	1	1	1	3	2	3	5	10	3	

AGRICULTURE—VERMONT

111

COUNTY TABLE VI.—TYPE OF FARM, BY SPECIFIED VALUE OF FARM PRODUCTS SOLD, TRADED, OR USED BY OPERATOR'S FAMILY, 1929

[See NOTE, bottom of p. 8]

	TYPE, BY VALUE OF PRODUCTS (See definitions in Introduction)	THE STATE	Addi- son	Ben- ning- ton	Cala- donia	Chit- tenden	Essex	Frank- lin	Grand Isle	La- moille	Orange	Orleans	Rut- land	Wash- ington	Wind- ham	Wind- sor	
																	Number
1	General farms:																
2	Under \$250	33	1	1	1	1	3	5	3	6	5	5	4	3	6	6	14
3	\$250-\$399	127	16	4	13	4	5	7	2	7	16	5	4	15	15	15	39
4	\$400-\$599	237	20	13	15	12	5	3	13	31	11	20	24	31	31	108	87
5	\$600-\$999	592	45	44	35	29	12	15	8	35	64	28	36	60	73	78	108
6	\$1,000-\$1,499	583	40	50	31	21	10	25	10	24	67	38	40	70	70	87	87
7	\$1,500-\$2,499	604	44	34	27	20	29	35	8	51	73	41	34	46	84	84	78
8	\$2,500-\$3,999	298	12	12	15	12	6	18	4	32	30	32	18	25	39	37	10
9	\$4,000-\$5,999	106	8	3	11	4	7	4	4	5	15	17	5	10	7	7	10
10	\$6,000-\$9,999	43	1	2	5	1	1	4	4	7	1	5	2	7	4	4	7
	\$10,000-\$19,999	7	1		2	1	1										
11	Crop-specialty farms:																
12	Under \$250	204	11	1	31	1		23		35	25	11	10	8	21	24	15
13	\$250-\$399	101	5	3	5	7	6	5	2	10	13	6	5	12	9	15	9
14	\$400-\$599	124	6	8	14	8	4	6	2	5	12	12	10	12	16	17	9
15	\$600-\$999	139	10	8	13	8	3	14	3	4	5	10	22	12	10	17	10
16	\$1,000-\$1,499	102	11	5	5	2	2	15	1	5	14	5	5	9	15	10	7
17	\$1,500-\$2,499	75	6	2	2	6	3	18	1	2	3	7	4	5	11	8	8
18	\$2,500-\$3,999	50	1	2	2	3	1	6	1	4	2	4	4	4	3	2	4
19	\$4,000-\$5,999	20			1	3		5		1	1	1	1	1	1	2	4
20	\$6,000-\$9,999	22				2	1	1		2	2	3	1	4	3	4	
21	\$10,000-\$19,999	11			1	1		2		1	1	1	2	1	2	2	
	\$20,000 and over	3									1				2		
22	Fruit farms:																
23	Under \$250	2						1					1				1
24	\$250-\$399	6	1					1				1	1			2	2
25	\$400-\$599	9	2					1								2	2
26	\$600-\$999	19	5					1				1	2	2	4	4	2
27	\$1,000-\$1,499	17	1					2			2	1	2	2	3	3	2
28	\$1,500-\$2,499	19	3					1		2	1	1	3	3	5	5	1
29	\$2,500-\$3,999	15	4					1		2		1	1	1	4	4	
30	\$4,000-\$5,999	13	5					1		3		2	2	2	2	8	
31	\$6,000-\$9,999	12	1					3		3		2	2	2	8		
32	\$10,000-\$19,999	6	2					1		1		1	2	2	3		
	\$20,000 and over	10	4										2		3		
33	Truck farms:																
34	Under \$250	2											1				
35	\$250-\$399	6			2	1		1					2				1
36	\$400-\$599	10	1		1	4		1				1	2				2
37	\$600-\$999	25	2		1	11		2			1	1	5	2	1		2
38	\$1,000-\$1,499	19	1	3	1	5		1			1	3	4	2			2
39	\$1,500-\$2,499	24	1		4	9		1				3	4	1			2
40	\$2,500-\$3,999	7			2	1		1				1	2				2
41	\$4,000-\$5,999	7			1	2					1		1		1		
42	\$6,000-\$9,999	2				2										1	
	\$10,000-\$19,999	1															
43	Dairy farms:																
44	Under \$250	17	1		3	1				6		3				8	12
45	\$250-\$399	113	10	5	6	7	2	19	3	7	10	13	20	3	8	21	38
46	\$400-\$599	336	28	8	27	23	10	29	29	20	34	34	36	36	34	31	155
47	\$600-\$999	1,244	90	30	113	81	24	85	24	98	145	101	62	123	83	101	202
48	\$1,000-\$1,499	2,031	160	59	172	137	46	180	46	124	213	227	176	108	101	168	379
49	\$1,500-\$2,499	3,896	292	93	347	266	91	424	72	227	343	438	311	376	163	279	566
50	\$2,500-\$3,999	5,837	389	95	323	358	94	556	72	290	273	480	349	274	98	266	606
51	\$4,000-\$5,999	1,984	163	58	203	192	43	279	21	116	129	286	175	123	48	98	206
52	\$6,000-\$9,999	842	88	27	69	106	19	123	6	35	48	88	64	31	7	56	122
53	\$10,000-\$19,999	151	17	3	9	28		22		8	7	6	18	14	7	12	33
	\$20,000 and over	24	1		3	4		2	1	1	7	2	2	1	4	3	
54	Animal-specialty farms:																
55	\$250-\$399	4				1				1		2	3		3		6
56	\$400-\$599	18	3			1						2	1		2		10
57	\$600-\$999	80	15	3	3	3	2	1	2	5	13	5	8	2	8	5	16
58	\$1,000-\$1,499	80	11	1	2	1	1	2	2	4	14	10	6	5	7	7	14
59	\$1,500-\$2,499	113	13	3	3	6	4	3	2	3	26	14	8	9	7	12	14
60	\$2,500-\$3,999	94	13	2	4	2	2	3	2	5	18	16	7	2	6	12	14
61	\$4,000-\$5,999	32	4	1		2	1			1	7	5	2	3	1	5	5
62	\$6,000-\$9,999	26	2	1	1		3				9	1	1	1	1	5	4
	\$10,000-\$19,999	8									2				1	4	
	\$20,000 and over	5			1								2		2		
63	Poultry farms:																
64	Under \$250	3	1		2	4		4			3		3		1		3
65	\$250-\$399	24	2	1	2	4					5		4		3		5
66	\$400-\$599	32	4	1	2	4		2			5		2		7		17
67	\$600-\$999	89	8	6	12	3	1	1	1	5	11	2	9	6	6	9	15
68	\$1,000-\$1,499	74	2	7	11	4		4	1	1	6		6	8	9	15	15
69	\$1,500-\$2,499	98	1	3	14	8	1	2	1	4	12	6	12	6	13	9	15
70	\$2,500-\$3,999	66	3	3	12	5		2		3	4	3	4	3	9	9	9
71	\$4,000-\$5,999	40	3	2	8	2	1	1		3	3	1	2	3	3	8	8
72	\$6,000-\$9,999	18	1	1	2			2		1	4		2	1		4	4
73	\$10,000-\$19,999	6	1	3	1								1				
74	Self-sufficing farms:																
75	Under \$250	461	51	20	35	38	20	27	8	25	52	21	57	22	37	48	60
76	\$250-\$399	350	27	18	25	9	9	24	10	10	31	18	28	25	48	60	60
77	\$400-\$599	288	18	37	14	29	6	6	4	2	21	8	33	21	61	35	35
78	\$600-\$999	282	14	43	9	22	8	4	10	3	16	7	37	22	36	51	51
	\$1,000-\$1,499	79	1	8	3	4	2			5	1	16	3	14	22	22	22
79	Abnormal farms:																

AGRICULTURE—VERMONT

COUNTY TABLE VII.—TYPE OF FARM, BY TENURE OF FARM OPERATOR, 1930

[See Note, bottom of p. 8]

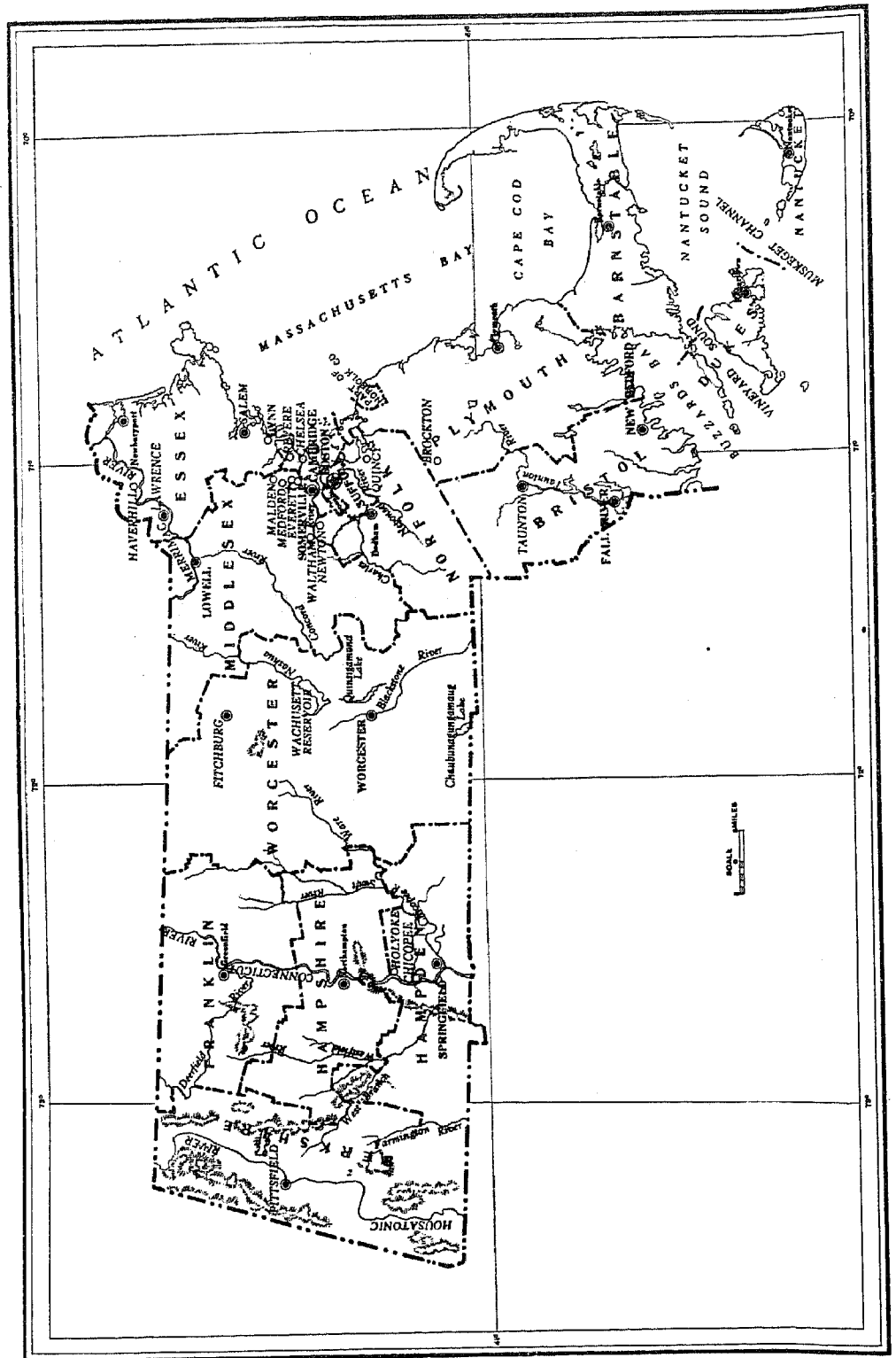
	THE STATE	Addi-son	Ben-ning-ton	Cal-cedonia	Chit-tenden	Essex	Frank-lin	Grand Isle	La-molle	Orange	Orleans	Rut-land	Wash-ington	Wind-ham	Wind-sor
TYPE, BY TENURE OF OPERATOR (See definitions in Introduction)	Number	Number	Number	Number	Number	Number	Number	Number	Number	Number	Number	Number	Number	Number	Number
General farms:															
1 Full owners.....	2,317	154	136	134	84	69	107	25	161	288	170	136	238	283	332
2 Part owners.....	142	21	10	10	6	3	2	5	6	10	5	8	12	23	21
3 Managers.....	35		8	2	3		1		5		3	3	1	6	6
4 Tenants—															
5 Cash.....	83	4	8	8	5	5		3	5	8	1	5	7	13	15
Other.....	50	8	3	1	3	1	6	2	3	2		5	2	4	6
Crop-specialty farms:															
6 Full owners.....	732	41	24	65	32	16	80	4	60	77	56	49	66	78	84
7 Part owners.....	21		2	3	3	1	1	2	1	4				4	4
8 Managers.....	36	1	4	3	2		3		5		3	3	2	3	7
9 Tenants—															
10 Cash.....	31	1		3		3	6	1	2	1	1	5	2	2	4
Other.....	31	1	3		2		5	1	1			6	6	6	1
Fruit farms:															
11 Full owners.....	104	20	4		14		4	10		8	3	13		20	8
12 Part owners.....	8	5						1						2	2
13 Managers.....	10	1					1	1				3		4	
14 Tenants—															
15 Cash.....	2													2	
Other.....	4	2			1			1							
Truck farms:															
16 Full owners.....	82	2	4	11	27		2			3		16	5	5	7
17 Part owners.....	9	2			1		2					3			
18 Managers.....	3				1		1							1	
19 Tenants—															
20 Cash.....	9	1	1		5		1					1			
Other.....															
Dairy farms:															
21 Full owners.....	11,620	863	290	1,118	914	255	1,302	140	738	1,027	1,459	936	1,058	449	1,041
22 Part owners.....	984	157	33	72	94	14	48	34	34	80	78	119	57	65	69
23 Managers.....	266	14	11	20	40	4	38		16	7	22	31	16	14	33
24 Tenants—															
25 Cash.....	573	39	25	56	43	19	38	15	24	69	42	69	51	28	55
26 Other.....	982	156	19	9	142	7	293	94	36	14	77	87	29	6	13
Animal-specialty farms:															
27 Full owners.....	412	53	10	13	13	10	8	3	16	83	50	34	21	34	64
28 Part owners.....	24	5	1	1	1	1		1	3	3		2	2	1	3
29 Managers.....	7				1			1		1	2	1		1	
30 Tenants—															
31 Cash.....	10	1				1	1	1		2		1			3
32 Other.....	7	2				1					2			1	1
Poultry farms:															
33 Full owners.....	401	23	21	61	23	3	18	2	16	45	13	37	32	35	72
34 Part owners.....	13	1		1	2		1		1			2	2	2	1
35 Managers.....	5		1		1					2					1
36 Tenants—															
37 Cash.....	24	2	4	2	3			1		1	1	4	2	3	1
38 Other.....	7		1		1							1	1	3	1
Self-sufficing farms:															
39 Full owners.....	1,323	91	117	75	106	42	58	23	35	114	51	148	88	168	207
40 Part owners.....	27	3	4		3			2	2		1	6		4	2
41 Tenants—															
42 Cash.....	73	8	4	3	7	2	2	3	1	9	1	14	4	9	6
43 Other.....	37	9	1	2	2	1	1	4	2	2		3	1	5	4
Abnormal and unclassified farms:															
44 Full owners.....	3,671	284	158	337	213	68	229	42	219	371	259	323	402	317	449
45 Part owners.....	119	10	12	15	9	2	5	4	5	6	4	9	7	16	15
46 Managers.....	115	9	11	7	14	1	9	1	9	4	4	12	6	10	18
47 Tenants—															
48 Cash.....	366	15	13	46	13	9	17	2	14	42	22	43	52	27	51
49 Other.....	120	14	9	7	5	4	13	5	5	15	7	14	6	11	5

MASSACHUSETTS

115

MASSACHUSETTS

COUNTIES, PRINCIPAL CITIES, RIVERS, AND MOUNTAINS



AGRICULTURE—MASSACHUSETTS

COUNTY TABLE I.—FARMS AND FARM ACREAGE, 1930 AND 1929, BY TYPE OF FARM

[See NOTE, bottom of p. 8]

ITEM AND TYPE OF FARM (See definitions in Introduction)		THE STATE	Barn- stable	Berkshire	ITEM AND TYPE OF FARM (See definitions in Introduction)		Bristol	Dukes	Essex	Frank- lin
FARMS, BY TYPE, 1930		Number	Number	Number	FARMS, BY TYPE, 1930		Number	Number	Number	Number
1	All types.....	25,598	484	1,604	1	All types.....	3,042	67	2,024	2,695
2	General.....	2,696	28	203	2	General.....	279	16	254	320
3	Cash-grain.....	16			3	Cash-grain.....				304
4	Crop-specialty.....	1,232	24	17	4	Crop-specialty.....	64	1	27	64
5	Fruit.....	1,185	216	17	5	Fruit.....	61	1	86	172
6	Truck.....	1,798	35	22	6	Truck.....	324	8	218	642
7	Dairy.....	7,782	61	680	7	Dairy.....	968	28	28	14
8	Animal-specialty.....	3,356		33	8	Animal-specialty.....	40	2	302	102
9	Poultry.....	3,366	70	95	9	Poultry.....	560	4	302	102
10	Self-sufficing.....	1,765		190	10	Self-sufficing.....	162	2	59	301
11	Abnormal.....	4,372	49	287	11	Abnormal.....	359	5	342	650
12	Institution or country estate.....	351	9	32	12	Institution or country estate.....	12		74	5
13	Part-time.....	3,445	40	196	13	Part-time.....	314	3	234	562
14	Boarding and lodging.....	158		21	14	Boarding and lodging.....	8	2	11	26
15	Forest-product.....	293		6	15	Forest-product.....	44		10	32
16	Horse farm, feed lot, or livestock dealer.....	125		32	16	Horse farm, feed lot, or livestock dealer.....	11		13	5
17	Unclassified.....	1,030	25	42	17	Unclassified.....	185	6	117	66
FARM LAND, BY TYPE		Acres	Acres	Acres	FARM LAND, BY TYPE		Acres	Acres	Acres	Acres
18	All land in farms, 1930:				18	All land in farms, 1930:				
19	All types.....	2,005,461	21,871	251,151	19	All types.....	145,172	16,064	117,113	280,328
20	General.....	245,506	1,659	33,488	20	General.....	14,650	8,730	16,188	37,588
21	Cash-grain.....	2,453			21	Cash-grain.....				
22	Crop-specialty.....	98,316		4,304	22	Crop-specialty.....	5,108		4,483	30,076
23	Fruit.....	104,544	6,169	3,027	23	Fruit.....	2,692		5,320	9,797
24	Truck.....	67,128	1,146	1,772	24	Truck.....	12,238	128	8,133	4,943
25	Dairy.....	843,044	4,118	119,735	25	Dairy.....	67,554	3,170	47,708	103,306
26	Animal-specialty.....	47,160		8,581	26	Animal-specialty.....	4,804		2,668	3,254
27	Poultry.....	118,844	2,442	7,287	27	Poultry.....	14,057	206	6,909	7,183
	Self-sufficing.....	123,026		24,102		Self-sufficing.....	4,528		1,712	21,978
28	Abnormal.....	305,467	4,189	43,629	28	Abnormal.....	14,110	52	20,399	38,628
29	Institution or country estate.....	83,038	2,981	14,600	29	Institution or country estate.....	1,705		12,122	1,562
30	Part-time.....	143,661	1,208	15,914	30	Part-time.....	8,219	52	4,950	20,413
31	Boarding and lodging.....	11,600		3,918	31	Boarding and lodging.....	221		298	1,112
32	Forest-product.....	54,012		6,222	32	Forest-product.....	3,366		2,246	5,090
33	Horse farm, feed lot, or livestock dealer.....	13,156		2,975	33	Horse farm, feed lot, or livestock dealer.....	599		723	1,451
34	Unclassified.....	49,973	2,148	5,826	34	Unclassified.....	5,371	3,778	3,653	3,573
	Average acres per farm, 1930:					Average acres per farm, 1930:				
35	All types.....	76	45	157	35	All types.....	48	240	58	97
36	General.....	91	59	161	36	General.....	53	546	64	117
37	Cash-grain.....	164			37	Cash-grain.....				
38	Crop-specialty.....	80		179	38	Crop-specialty.....	95		166	83
39	Fruit.....	88	29	178	39	Fruit.....	44		62	153
40	Truck.....	37	33	81	40	Truck.....	38	43	37	29
41	Dairy.....	108	68	176	41	Dairy.....	68	113	81	161
42	Animal-specialty.....	133		226	42	Animal-specialty.....	122		95	232
43	Poultry.....	35	35	77	43	Poultry.....	25	52	23	70
44	Self-sufficing.....	70		127	44	Self-sufficing.....	30		29	73
45	Abnormal.....	70	85	150	45	Abnormal.....	36	17	59	59
	Crop land harvested, 1929:					Crop land harvested, 1929:				
46	All types.....	474,167	3,432	55,897	46	All types.....	32,146	1,035	33,290	59,468
47	General.....	50,898	214	6,750	47	General.....	2,870	300	4,723	7,928
48	Cash-grain.....	678			48	Cash-grain.....				
49	Crop-specialty.....	33,023		846	49	Crop-specialty.....	1,178		1,395	10,150
50	Fruit.....	28,834	1,617	892	50	Fruit.....	639		2,130	2,515
51	Truck.....	26,287	287	613	51	Truck.....	3,580	17	3,212	2,458
52	Dairy.....	216,101	605	31,414	52	Dairy.....	17,692	448	14,526	22,048
53	Animal-specialty.....	8,366		1,640	53	Animal-specialty.....	617		580	492
54	Poultry.....	23,174	280	1,522	54	Poultry.....	2,088	20	1,471	1,368
55	Self-sufficing.....	21,712		3,944	55	Self-sufficing.....	688		348	4,094
56	Abnormal.....	56,722	174	7,590	56	Abnormal.....	2,078	9	3,900	7,889
57	Institution or country estate.....	17,260	95	2,164	57	Institution or country estate.....	738		2,099	313
58	Part-time.....	28,417	79	3,018	58	Part-time.....	1,009	9	1,308	6,363
59	Boarding and lodging.....	2,178		586	59	Boarding and lodging.....	71		85	281
60	Forest-product.....	6,095		1,297	60	Forest-product.....	169		142	824
61	Horse farm, feed lot, or livestock dealer.....	2,772		525	61	Horse farm, feed lot, or livestock dealer.....	91		266	108
62	Unclassified.....	8,382	255	686	62	Unclassified.....	701	241	1,005	526
	Plowable pasture, 1929:					Plowable pasture, 1929:				
63	All types.....	161,885	1,872	24,959	63	All types.....	15,320	2,434	13,284	11,408
64	General.....	16,378	135	2,221	64	General.....	1,153	882	1,747	1,714
65	Cash-grain.....	580			65	Cash-grain.....				
66	Crop-specialty.....	6,321		444	66	Crop-specialty.....	550		400	1,649
67	Fruit.....	3,390	258	258	67	Fruit.....	139		520	223
68	Truck.....	4,309	74	194	68	Truck.....	935	19	682	5,102
69	Dairy.....	85,967	731	15,052	69	Dairy.....	8,877	696	6,899	11,122
70	Animal-specialty.....	4,029		1,213	70	Animal-specialty.....	245		185	239
71	Poultry.....	9,189	409	718	71	Poultry.....	1,352	67	581	229
72	Self-sufficing.....	7,083		1,499	72	Self-sufficing.....	420		207	697
73	Abnormal.....	19,222	178	2,972	73	Abnormal.....	1,385	23	1,320	1,315
74	Unclassified.....	5,217	87	478	74	Unclassified.....	764	747	743	128
	Other pasture (excl. woodland), 1929:					Other pasture (excl. woodland), 1929:				
75	All types.....	246,684	1,202	34,364	75	All types.....	18,260	5,640	9,991	47,782
76	General.....	28,971	41	1,346	76	General.....	1,231	4,161	1,846	5,880
77	Cash-grain.....	219			77	Cash-grain.....				
78	Crop-specialty.....	9,520		278	78	Crop-specialty.....	414		132	4,654
79	Fruit.....	5,024	144	293	79	Fruit.....	116		162	1,915
80	Truck.....	3,105	43	235	80	Truck.....	683		195	405
81	Dairy.....	142,466	834	19,350	81	Dairy.....	8,031	558	6,207	26,888
82	Animal-specialty.....	6,548		1,365	82	Animal-specialty.....	297		226	205
83	Poultry.....	9,826	71	717	83	Poultry.....	740	20	383	1,294
84	Self-sufficing.....	12,100		2,235	84	Self-sufficing.....	359		80	2,511
85	Abnormal.....	24,145	37	4,799	85	Abnormal.....	476		1,098	4,119
86	Unclassified.....	4,160	32	899	86	Unclassified.....	283	392	232	361

COUNTY TABLE I.—FARMS AND FARM ACREAGE, 1930 AND 1929, BY TYPE OF FARM—Continued

[See NOTE, bottom of p. 8]

ITEM AND TYPE OF FARM (See definitions in Introduction)					Hampden	Hampshire	Middlesex	Nantucket	ITEM AND TYPE OF FARM (See definitions in Introduction)					Norfolk	Plymouth	Suffolk	Worcester		
FARMS, BY TYPE, 1930					Number	Number	Number	Number	FARMS, BY TYPE, 1930					Number	Number	Number	Number		
1	All types.....				1,788	2,589	3,458	23	1	All types.....				1,125	1,734	27	4,843		
2	General.....				1,196	241	448	1	2	General.....				83	154		468		
3	Cash-grain.....					15			3	Cash-grain.....									
4	Crop-specialty.....				109	489	48		4	Crop-specialty.....				4	20	2	82		
5	Fruit.....				36	40	249	1	5	Fruit.....				27	245		139		
6	Truck.....				104	181	420	1	6	Truck.....				74	104	12	128		
7	Dairy.....				453	661	988	10	7	Dairy.....				330	392	2	1,940		
8	Animal-specialty.....				40	40	57		8	Animal-specialty.....				13	14		70		
9	Poultry.....				169	192	563		9	Poultry.....				297	438		604		
10	Self-sufficing.....				194	279	70	1	10	Self-sufficing.....				39	62		416		
11	Abnormal.....				393	388	434		11	Abnormal.....				206	218	6	1,005		
12	Institution or country estate.....				13	12	62		12	Institution or country estate.....				66	11	3	62		
13	Part-time.....				331	318	302		13	Part-time.....				122	173		830		
14	Boarding and lodging.....				16	13	16		14	Boarding and lodging.....				7			31		
15	Forest-product.....				22	38	28		15	Forest-product.....				4	19		64		
16	Horse farm, feed lot, or livestock dealer.....				11	7	26		16	Horse farm, feed lot, or livestock dealer.....				7	8	3	28		
17	Unclassified.....				92	62	176	3	17	Unclassified.....				85	75	5	91		
FARM LAND, BY TYPE					FARM LAND, BY TYPE					FARM LAND, BY TYPE					FARM LAND, BY TYPE				
All land in farms, 1930:					All land in farms, 1930:					All land in farms, 1930:					All land in farms, 1930:				
18	All types.....				168,076	229,708	261,029	3,709	18	All types.....				54,940	100,414	722	487,173		
19	General.....				26,894	27,157	24,438		19	General.....				4,429	8,063		42,222		
20	Cash-grain.....					2,453			20	Cash-grain.....									
21	Crop-specialty.....				13,279	24,622	4,066		21	Crop-specialty.....				512	1,907		9,959		
22	Fruit.....				4,719	5,154	20,718		22	Fruit.....				1,438	30,753		14,762		
23	Truck.....				4,690	3,837	15,923		23	Truck.....				2,480	4,059	252	7,617		
24	Dairy.....				54,914	89,584	77,186	2,390	24	Dairy.....				24,201	24,838		224,370		
25	Animal-specialty.....				5,132	7,224	3,111		25	Animal-specialty.....				619	364		11,343		
26	Poultry.....				8,651	8,884	16,923		26	Poultry.....				6,472	10,142		29,688		
27	Self-sufficing.....				14,306	24,045	2,706		27	Self-sufficing.....				1,626	2,249		25,774		
28	Abnormal.....				27,980	31,263	29,921		28	Abnormal.....				11,595	15,238	380	68,743		
29	Institution or country estate.....				8,477	3,189	13,369		29	Institution or country estate.....				7,200	5,932	350	17,201		
30	Part-time.....				18,308	16,635	8,940		30	Part-time.....				3,276	4,121		32,625		
31	Boarding and lodging.....				824	1,324	1,089		31	Boarding and lodging.....				337	297		2,180		
32	Forest-product.....				4,535	9,867	4,500		32	Forest-product.....				505	4,148		13,533		
33	Horse farm, feed lot, or livestock dealer.....				836	298	2,023		33	Horse farm, feed lot, or livestock dealer.....				277	740	30	3,204		
34	Unclassified.....				5,601	5,485	6,072	1,312	34	Unclassified.....				1,568	2,801	90	2,695		
Average acres per farm, 1930:					Average acres per farm, 1930:					Average acres per farm, 1930:					Average acres per farm, 1930:				
35	All types.....				83	89	88	161	35	All types.....				49	58	27	88		
36	General.....				137	113	55		36	General.....				53	52		90		
37	Cash-grain.....					164			37	Cash-grain.....									
38	Crop-specialty.....				122	50	85		38	Crop-specialty.....				128	66		121		
39	Fruit.....				131	129	33		39	Fruit.....				63	124		106		
40	Truck.....				44	21	38		40	Truck.....				34	39	21	60		
41	Dairy.....				121	136	78	149	41	Dairy.....				78	63		116		
42	Animal-specialty.....				128	181	55		42	Animal-specialty.....				48	26		162		
43	Poultry.....				51	46	30		43	Poultry.....				24	23		49		
44	Self-sufficing.....				74	86	39		44	Self-sufficing.....				42	36		62		
45	Abnormal.....				71	81	69		45	Abnormal.....				56	70	63	68		
Crop land harvested, 1929:					Crop land harvested, 1929:					Crop land harvested, 1929:					Crop land harvested, 1929:				
46	All types.....				33,271	55,965	64,210	671	46	All types.....				12,539	19,189	470	102,684		
47	General.....				4,025	5,213	7,436		47	General.....				1,030	1,619		8,781		
48	Cash-grain.....					678			48	Cash-grain.....									
49	Crop-specialty.....				4,182	10,702	1,504		49	Crop-specialty.....				93	545		2,428		
50	Fruit.....				1,051	1,772	7,342		50	Fruit.....				567	5,302		5,027		
51	Truck.....				2,105	1,888	7,243		51	Truck.....				897	1,351	197	2,403		
52	Dairy.....				12,428	21,968	25,656	405	52	Dairy.....				5,838	5,638		57,385		
53	Animal-specialty.....				861	1,373	827		53	Animal-specialty.....				92	85		1,799		
54	Poultry.....				1,720	2,146	4,555		54	Poultry.....				1,053	1,498		5,453		
55	Self-sufficing.....				2,076	4,127	590		55	Self-sufficing.....				341	341		5,163		
56	Abnormal.....				4,242	5,420	6,925		56	Abnormal.....				2,311	2,072	246	13,866		
57	Institution or country estate.....				745	898	3,034		57	Institution or country estate.....				1,488	1,093	241	4,352		
58	Part-time.....				2,763	3,258	2,416		58	Part-time.....				650	649		6,895		
59	Boarding and lodging.....				134	240	347		59	Boarding and lodging.....				54	28		352		
60	Forest-product.....				425	945	677		60	Forest-product.....				61	223		1,332		
61	Horse farm, feed lot, or livestock dealer.....				175	79	451		61	Horse farm, feed lot, or livestock dealer.....				58	79	5	935		
62	Unclassified.....				531	678	2,132	166	62	Unclassified.....				317	658	27	379		
Plowable pasture, 1929:					Plowable pasture, 1929:					Plowable pasture, 1929:					Plowable pasture, 1929:				
63	All types.....				11,612	13,345	16,133	1,258	63	All types.....				5,092	8,095	127	35,951		
64	General.....				1,538	1,304	1,718		64	General.....				325	731		2,615		
65	Cash-grain.....					580			65	Cash-grain.....									
66	Crop-specialty.....				940	1,007	275		66	Crop-specialty.....				42	120		690		
67	Fruit.....				82	201	681		67	Fruit.....				110	410		576		
68	Truck.....				213	169	914		68	Truck.....				199	236	24	601		
69	Dairy.....				5,241	7,631	7,739	838	69	Dairy.....				2,995	4,035		20,729		
70	Animal-specialty.....				442	463	401		70	Animal-specialty.....				81	60		700		
71	Poultry.....				612	592	1,015		71	Poultry.....				533	1,149		1,932		
72	Self-sufficing.....				335	827	154		72	Self-sufficing.....				110	293		2,431		
73	Abnormal.....				1,538	925	2,933		73	Abnormal.....				691	901	42	5,039		
74	Unclassified.....				475	309	339	415	74	Unclassified.....				116	157	61	398		
Other pasture (excl. woodland), 1929:					Other pasture (excl. woodland), 1929:					Other pasture (excl. woodland), 1929:					Other pasture (excl. woodland), 1929:				
75	All types.....				18,958	30,152	18,896	460	75	All types.....				3,198	3,551	50	64,170		
76	General.....				2,593	3,475	1,273		76	General.....				172	434		4,201		
77	Cash-grain.....					219			77	Cash-grain.....									
78	Crop-specialty.....				941	2,006	147		78	Crop-specialty.....				25	63		860		
79	Fruit.....				251	430	772		79	Fruit.....				11	354		1,186		
80	Truck.....				121	64	786		80	Truck.....				62	74		387		
81	Dairy.....				9,248	15,159	8,092	365	81	Dairy.....				2,238	1,750		43,556		
82	Animal-specialty.....				1,164	1,413	293		82	Animal-specialty.....				40	16		1,529		
83	Poultry.....				930	888	778		83	Poultry.....				241	330		3,434		
84	Self-sufficing.....				1,343	2,970	145		84	Self-sufficing.....				125	50		2,282		
85	Abnormal.....				2,113	3,061	1,201		85	Abnormal.....				292	334	50	6,616		
86	Unclassified.....				254	467	408	95	86	Unclassified.....				2	116		119		

AGRICULTURE—MASSACHUSETTS

119

COUNTY TABLE II.—VALUE OF SPECIFIED FARM PROPERTY, 1930, BY TYPE OF FARM

[See Note, bottom of p. 8]

	ITEM AND TYPE OF FARM (See definitions in Introduction)	THE STATE	Barnstable	Berkshire	Bristol	Dukes	Essex	Franklin
		<i>Dollars</i>	<i>Dollars</i>	<i>Dollars</i>	<i>Dollars</i>	<i>Dollars</i>	<i>Dollars</i>	<i>Dollars</i>
1	Land and buildings:							
2	All types	281,222,390	5,045,512	18,175,912	24,513,945	878,725	28,821,493	18,541,010
3	General	23,085,539	301,925	1,083,290	2,100,011	158,625	2,347,844	1,716,583
4	Cash-grain	169,300						
5	Crop-specialty	14,583,588		278,250	568,800		519,455	3,694,010
6	Fruit	19,110,596	1,824,380	285,700	519,400		999,545	546,760
7	Truck	18,715,425	247,600	232,300	2,260,975	27,500	2,409,455	1,381,460
8	Dairy	79,790,501	675,130	6,923,209	9,511,265	233,500	7,252,983	4,751,705
9	Animal-specialty	3,230,125		369,000	329,755		297,620	158,340
10	Poultry	25,237,508	620,605	728,000	4,000,555	15,000	2,197,035	492,425
	Self-sufficing	8,093,429		1,000,900	780,950		300,736	1,056,505
11	Abnormal	51,470,727	1,023,700	4,097,863	2,953,009	8,100	8,229,575	2,504,007
12	Institution or country estate	28,362,538	509,000	2,650,398	724,124		6,146,925	168,500
13	Part-time	17,928,845	214,700	1,022,800	1,645,485	8,100	1,748,050	2,009,607
14	Boarding and lodging	1,248,235		196,890	65,800		74,000	115,900
15	Forest-product	2,482,419		168,500	399,090		116,300	143,100
16	Horse farm, feed lot, or livestock dealer	1,447,690		69,276	118,500		146,300	66,900
17	Unclassified	17,115,682	352,172	577,400	1,489,225	237,000	2,067,244	239,225
18	Land and buildings, per farm:							
19	All types	10,205	10,425	10,085	8,058	10,145	13,168	8,138
20	General	8,566	10,783	8,093	7,627	9,914	9,243	5,364
21	Cash-grain	11,287						
22	Crop-specialty	11,857			10,533		10,230	10,148
23	Fruit	16,154	8,446	16,806	8,615		11,623	8,543
24	Truck	10,415	7,074	6,978	9,167		11,053	8,032
25	Dairy	10,256	11,068	10,181	9,530	8,339	12,272	7,401
26	Animal-specialty	9,125		9,711	8,244		10,629	11,310
27	Poultry	7,504	8,860	7,663	7,144	3,750	7,275	4,828
28	Self-sufficing	4,934		5,268	5,138		5,097	3,510
	Abnormal	11,778	20,892	14,278	7,501	2,700	24,063	3,852
29	Land and buildings, per acre:							
30	All types	130	231	64	169	42	227	64
31	General	94	182	50	143	18	145	46
32	Cash-grain	69						
33	Crop-specialty	148		65	111		116	123
34	Fruit	183	296	94	193		188	56
35	Truck	279	216	131	185	215	296	279
36	Dairy	95	164	58	141	74	152	46
37	Animal-specialty	68		43	68		112	49
38	Poultry	213	254	100	285	73	318	69
39	Self-sufficing	71		42	172		176	48
	Abnormal	168	244	95	209	156	405	65
40	Farm buildings (including dwellings):							
41	All types	143,022,570	2,444,825	8,216,922	13,720,354	290,175	14,710,653	8,380,853
42	General	13,245,014	164,975	929,990	1,292,155	65,500	1,235,400	986,103
43	Cash-grain	87,550						
44	Crop-specialty	7,713,105		111,600	238,300		233,975	2,025,600
45	Fruit	6,936,189	760,400	145,915	275,930		510,295	253,400
46	Truck	9,472,266	126,925	115,200	1,298,020	9,050	1,276,965	747,225
47	Dairy	43,621,301	368,635	3,851,717	4,844,070	133,175	4,036,378	2,617,230
48	Animal-specialty	1,655,180		191,500	128,355		159,100	74,200
49	Poultry	16,553,035	368,050	519,450	2,582,725	8,000	1,468,541	331,755
50	Self-sufficing	5,283,673		587,325	495,250		179,014	597,055
51	Abnormal	28,265,781	444,675	2,451,175	1,649,609	3,000	4,420,165	1,590,510
52	Institution or country estate	13,893,401	328,500	1,577,408	239,209		3,154,950	126,500
53	Part-time	11,537,825	116,175	625,175	1,104,515	3,000	1,083,165	1,296,535
54	Boarding and lodging	834,595		123,592	44,985		49,800	78,200
55	Forest-product	1,215,060		80,800	195,550		48,100	68,275
56	Horse farm, feed lot, or livestock dealer	766,900		44,200	65,400		84,150	21,000
57	Unclassified	10,189,416	211,165	313,050	918,940	71,450	1,181,820	157,575
58	Farmers' dwellings:							
59	All types	78,076,362	1,440,270	4,853,048	8,473,545	180,300	7,062,936	5,508,638
60	General	7,694,413	92,240	471,500	814,650	37,400	696,200	601,073
61	Cash-grain	47,900						
62	Crop-specialty	3,669,815		69,700	153,175		115,150	1,061,020
63	Fruit	4,082,520	581,150	87,050	188,650		341,650	151,850
64	Truck	5,775,695	104,200	81,500	869,725	6,500	850,545	478,750
65	Dairy	23,299,147	187,300	1,931,535	2,744,690	83,900	2,034,260	1,406,065
66	Animal-specialty	963,715		94,500	83,150		91,350	42,700
67	Poultry	10,776,002	221,580	314,150	1,704,475	5,200	923,921	208,700
68	Self-sufficing	3,615,930		381,590	362,650		124,850	399,375
69	Abnormal	14,827,755	155,600	1,047,771	1,093,505	2,000	1,681,410	1,071,680
70	Institution or country estate	4,783,065	59,500	474,166	53,155		914,000	29,000
71	Part-time	8,345,140	96,000	425,575	848,900	2,000	664,835	927,880
72	Boarding and lodging	582,200		75,800	35,200		36,000	56,350
73	Forest-product	708,825		46,000	128,000		22,050	44,700
74	Horse farm, feed lot, or livestock dealer	408,525		26,200	28,250		44,525	13,250
75	Unclassified	3,323,490	98,300	173,750	458,875	25,300	341,600	89,325
76	Implements and machinery:							
77	All types	18,730,074	297,293	1,314,915	1,849,474	43,745	1,721,873	1,571,323
78	General	1,711,258	24,165	136,860	164,340	6,605	166,067	194,691
79	Cash-grain	19,935						
80	Crop-specialty	932,242		9,775	47,830		23,930	256,962
81	Fruit	1,118,024	76,188	19,150	37,422		67,740	42,410
82	Truck	1,525,884	16,551	16,830	231,580	825	207,290	97,443
83	Dairy	7,560,607	75,032	720,697	795,567	24,055	664,303	628,212
84	Animal-specialty	321,035		40,675	31,155		31,850	32,300
85	Poultry	1,803,710	50,410	54,415	287,163	1,025	151,648	58,565
86	Self-sufficing	466,023		60,895	29,266		10,770	69,866
87	Abnormal	2,431,048	18,455	230,708	187,076	1,780	267,408	178,939
88	Unclassified	840,308	36,482	25,915	48,075	9,455	130,867	11,935

COUNTY TABLE II.—VALUE OF SPECIFIED FARM PROPERTY, 1930, BY TYPE OF FARM—Continued

[See Note, bottom of p. 8]

ITEM AND TYPE OF FARM (See definitions in Introduction)	Hampden	Hampshire	Middlesex	Nantucket	Norfolk	Plymouth	Suffolk	Worcester
	Dollars	Dollars	Dollars	Dollars	Dollars	Dollars	Dollars	Dollars
Land and buildings:								
All types.....	15,632,595	21,454,458	49,837,016	530,140	18,495,541	21,755,729	1,310,547	42,568,437
General.....	1,403,700	1,652,539	5,314,897		541,650	1,361,165		4,173,260
Cash-grain.....		169,390						
Crop-specialty.....	1,914,755	5,495,546	774,505		90,635	343,300		1,003,802
Fruit.....	434,230	611,650	3,735,298		487,350	7,305,398		2,390,835
Truck.....	1,455,600	1,310,140	6,202,940		777,650	940,550	230,300	1,238,655
Dairy.....	4,341,650	5,919,323	12,368,649	207,140	4,877,857	4,919,612		17,718,478
Animal-specialty.....	333,325	333,390	524,150		99,500	86,800		608,245
Poultry.....	1,378,905	1,221,961	5,043,733		2,332,600	3,151,200		4,045,483
Self-sufficing.....	579,145	1,470,994	429,500		345,075	394,900		2,035,174
Abnormal.....	2,619,295	2,798,125	9,342,614		6,869,374	2,317,604	535,897	8,261,564
Institution or country estate.....	659,245	818,221	6,275,941		5,549,904	1,012,724	491,897	3,055,059
Part-time.....	1,448,025	1,477,458	2,127,090		993,370	925,155		4,110,025
Boarding and lodging.....	81,300	120,278	187,567		142,000	44,500		222,000
Forest-product.....	121,725	268,168	299,171		87,600	252,325		636,440
Horse farm, feed lot, or livestock dealer.....	109,000	24,000	452,575		90,500	82,900	44,000	237,440
Unclassified.....	572,260	651,140	6,110,850	233,000	1,773,950	935,200	544,350	1,032,636
Land and buildings, per farm:								
All types.....	8,753	8,302	14,433	23,050	18,397	12,564	48,539	8,612
General.....	7,162	6,982	11,864		10,140	8,839		8,917
Cash-grain.....		11,287						
Crop-specialty.....	17,567	11,055	15,933		22,634	11,538		12,241
Fruit.....	12,062	15,292	15,001		18,050	29,457		10,984
Truck.....	13,696	7,238	14,769		10,509	9,044	19,192	9,679
Dairy.....	9,584	8,955	12,519	15,571	14,781	12,550		9,133
Animal-specialty.....	8,333	8,335	9,190		7,654	6,200		9,975
Poultry.....	8,159	6,364	8,959		8,736	7,263		6,698
Self-sufficing.....	4,532	5,272	6,129		8,848	6,369		4,892
Abnormal.....	6,665	6,950	21,527		33,346	10,631	89,316	8,220
Land and buildings, per acre:								
All types.....	94	94	243	143	337	217	1,815	97
General.....	52	62	217		190	169		99
Cash-grain.....		69						
Crop-specialty.....	144	220	188		177	180		101
Fruit.....	92	119	180		339	238		160
Truck.....	316	341	390		314	232	914	163
Dairy.....	79	66	100	124	202	198		79
Animal-specialty.....	65	46	168		161	238		62
Poultry.....	159	138	293		360	314		136
Self-sufficing.....	61	61	159		212	176		79
Abnormal.....	94	87	312		592	152	1,410	120
Farm buildings (including dwellings):								
All types.....	8,281,426	12,777,707	27,223,873	260,500	10,922,875	9,473,290	370,340	23,876,977
General.....	729,820	1,002,884	3,237,412		489,800	861,550		2,249,425
Cash-grain.....		87,550						
Crop-specialty.....	940,485	3,094,140	379,740		65,000	160,475		493,650
Fruit.....	254,000	300,205	1,862,004		243,650	1,313,395		1,007,365
Truck.....	621,300	722,811	2,948,405		432,000	625,225	67,940	591,200
Dairy.....	2,268,425	3,362,400	6,731,593	180,000	2,822,677	2,493,900		9,910,696
Animal-specialty.....	161,200	192,050	277,325		67,000	58,900		345,510
Poultry.....	793,910	910,328	3,263,646		1,596,185	2,073,620		2,636,325
Self-sufficing.....	514,395	973,809	269,000		196,000	256,250		1,224,975
Abnormal.....	1,537,856	1,642,390	4,542,793		4,101,063	1,158,125	81,500	4,642,920
Institution or country estate.....	329,171	402,306	2,613,593		393,025	70,000		1,361,515
Part-time.....	1,037,535	997,141	1,409,220		600,884	607,675		2,676,905
Boarding and lodging.....	57,850	94,468	125,400		98,500	26,000		135,250
Forest-product.....	55,500	132,825	155,100		50,000	92,425		334,125
Horse farm, feed lot, or livestock dealer.....	60,500	15,650	239,475		51,400	33,500	11,500	135,125
Unclassified.....	459,635	519,100	3,790,500	80,500	909,270	571,850	230,900	776,411
Farmers' dwellings:								
All types.....	4,704,792	7,011,103	14,551,378	132,200	5,324,822	5,181,481	89,300	13,862,801
General.....	452,700	618,675	1,811,675		277,400	508,750		1,311,560
Cash-grain.....		47,900						
Crop-specialty.....	315,400	1,371,300	190,620		27,000	84,950		281,500
Fruit.....	117,950	145,000	1,184,350		137,230	535,265		612,375
Truck.....	390,550	464,850	1,737,875		258,750	815,100	27,800	386,550
Dairy.....	1,264,000	1,904,009	3,845,098	85,700	1,202,668	1,264,600		5,840,292
Animal-specialty.....	109,300	120,465	190,650		33,400	39,700		161,500
Poultry.....	516,800	600,640	2,163,730		1,033,440	1,322,591		1,783,375
Self-sufficing.....	363,480	850,460	199,400		122,600	191,950		887,075
Abnormal.....	957,572	1,022,154	2,331,690		1,920,604	642,375	25,500	2,875,934
Institution or country estate.....	98,172	91,159	988,065		1,372,064	121,800	23,000	569,954
Part-time.....	741,350	743,545	1,077,550		445,200	432,275		1,940,630
Boarding and lodging.....	44,750	70,600	85,200		62,500	20,200		102,100
Forest-product.....	33,500	106,050	65,675		20,100	50,600		189,700
Horse farm, feed lot, or livestock dealer.....	39,800	10,800	111,200		30,800	17,600	2,500	83,700
Unclassified.....	217,950	135,650	893,290	46,500	311,500	252,800	36,000	242,650
Implements and machinery:								
All types.....	1,075,550	1,742,792	3,384,057	38,150	1,018,896	1,298,095	35,120	3,556,801
General.....	107,182	161,507	331,177		48,633	89,265		290,766
Cash-grain.....		19,935						
Crop-specialty.....	115,560	388,490	20,255		4,600	10,310		48,530
Fruit.....	43,685	42,702	247,756		24,105	334,650		182,207
Truck.....	109,728	86,534	495,041		53,842	84,070	16,620	110,030
Dairy.....	361,052	616,038	1,055,952	28,250	442,171	308,651		1,750,627
Animal-specialty.....	27,250	41,080	52,575		6,275	7,350		50,525
Poultry.....	89,117	94,555	320,176		201,361	184,443		310,532
Self-sufficing.....	49,215	79,650	15,625		9,577	19,475		122,181
Abnormal.....	142,095	170,191	496,822		159,832	122,203	9,200	445,698
Unclassified.....	33,063	41,510	322,633	10,500	65,500	45,664	9,300	45,704

COUNTY TABLE III.—VALUE OF FARM PRODUCTS SOLD, TRADED, OR USED BY OPERATOR'S FAMILY; AND RECEIPTS FROM BOARDERS, ETC.; 1929, BY TYPE OF FARM

[Due to crop failure, new operations, etc., the farms reporting specific items will not always agree with those reporting "All products," as the latter represent the total number of farms of each type in the county; also see NOTE, bottom of p. 8]

CLASS OF PRODUCT AND TYPE OF FARM (See definitions in Introduction)	THE STATE		BARNSTABLE		BERKSHIRE		BRISTOL		DUKES	
	Farms reporting	Value	Farms reporting	Value	Farms reporting	Value	Farms reporting	Value	Farms reporting	Value
	Number	Dollars	Number	Dollars	Number	Dollars	Number	Dollars	Number	Dollars
All products (sold, traded, or used by operator's family):	24,588	75,198,858	459	1,168,588	1,582	3,887,221	2,857	9,027,794	61	115,166
All types.....	2,095	4,957,932	28	54,917	208	293,778	279	566,479	16	21,671
General.....	15	69,949	—	—	—	—	—	—	—	—
Cash-grain.....	1,230	5,438,087	—	—	—	—	—	—	—	—
Crop-specialty.....	1,183	5,218,294	216	482,063	17	42,480	61	155,364	—	—
Fruit.....	1,797	6,689,857	35	62,229	22	54,425	324	971,972	3	1,652
Truck.....	7,780	32,923,595	61	285,939	680	2,600,633	998	4,593,382	28	75,280
Dairy.....	354	1,982,302	—	—	—	—	—	—	—	—
Animal-specialty.....	3,396	10,183,212	70	246,029	95	240,404	560	1,740,048	4	8,759
Poultry.....	1,782	909,452	—	—	—	—	—	—	—	—
Self-sufficing.....	4,386	7,465,108	49	36,811	288	384,449	359	698,730	10	7,794
Abnormal.....	—	—	—	—	—	—	—	—	—	—
Crops (incl. plants, flowers, etc.), sold or traded:	15,888	20,642,537	357	581,464	781	282,414	1,731	1,744,945	28	9,573
All types.....	2,290	1,782,035	22	17,079	158	56,695	252	223,318	11	3,581
General.....	15	40,790	—	—	—	—	—	—	—	—
Cash-grain.....	1,228	4,765,794	—	—	—	—	—	—	—	—
Crop-specialty.....	1,181	4,606,705	215	457,337	17	13,098	54	63,724	—	—
Fruit.....	1,784	5,675,089	35	62,838	22	43,221	323	785,460	3	1,273
Truck.....	4,199	1,953,431	20	24,692	313	75,238	548	310,114	10	2,041
Dairy.....	186	101,563	—	—	—	—	—	—	—	—
Animal-specialty.....	1,642	455,419	32	15,282	33	6,443	241	68,595	1	1,242
Poultry.....	863	90,978	—	—	—	—	—	—	—	—
Self-sufficing.....	2,270	1,165,733	33	14,236	118	46,413	152	145,748	3	1,435
Abnormal.....	—	—	—	—	—	—	—	—	—	—
Livestock, sold or traded:	11,255	7,782,871	77	57,846	989	503,828	1,212	836,095	43	10,053
All types.....	1,576	531,990	6	3,125	150	49,660	136	48,935	14	3,750
General.....	1	2,977	—	—	—	—	—	—	—	—
Cash-grain.....	371	84,003	—	—	—	—	—	—	—	—
Crop-specialty.....	238	107,382	11	885	4	540	8	639	—	—
Fruit.....	372	174,955	4	505	8	1,560	68	12,964	—	—
Truck.....	5,758	3,043,005	34	47,508	537	248,142	717	362,132	22	4,282
Dairy.....	351	953,166	—	—	—	—	—	—	—	—
Animal-specialty.....	878	365,167	11	3,309	45	12,329	129	46,116	2	145
Poultry.....	633	46,713	—	—	—	—	—	—	—	—
Self-sufficing.....	1,172	2,453,513	11	2,514	120	73,650	75	262,360	5	1,876
Abnormal.....	—	—	—	—	—	—	—	—	—	—
Livestock products, sold or traded:	18,607	38,502,939	207	457,922	1,285	2,473,111	2,302	5,593,118	56	74,390
All types.....	2,258	1,570,230	24	22,109	179	91,690	229	192,214	15	9,427
General.....	11	9,363	—	—	—	—	—	—	—	—
Cash-grain.....	521	289,257	—	—	—	—	—	—	—	—
Crop-specialty.....	456	240,727	18	7,342	9	1,757	20	12,432	—	—
Fruit.....	669	358,185	15	3,861	15	4,204	118	69,675	1	142
Truck.....	7,778	25,050,292	61	199,713	680	2,002,546	998	3,598,921	28	55,949
Dairy.....	211	216,450	—	—	—	—	—	—	—	—
Animal-specialty.....	3,366	8,502,672	70	215,368	95	194,430	560	1,602,670	4	7,022
Poultry.....	998	138,406	—	—	—	—	—	—	—	—
Self-sufficing.....	2,339	2,127,348	19	9,469	172	129,562	245	167,673	8	1,859
Abnormal.....	—	—	—	—	—	—	—	—	—	—
Forest products sold:	3,743	1,344,985	25	2,553	397	131,884	382	131,189	8	5,270
All types.....	721	223,250	5	307	87	29,787	58	27,398	2	141
General.....	9	1,880	—	—	—	—	—	—	—	—
Cash-grain.....	150	21,235	—	—	—	—	—	—	—	—
Crop-specialty.....	149	43,129	6	568	5	668	7	1,832	—	—
Fruit.....	1,413	27,372	1	13	4	470	61	8,515	—	—
Truck.....	56	362,830	9	1,375	179	47,821	121	24,609	5	5,065
Dairy.....	237	12,557	—	—	—	—	—	—	—	—
Animal-specialty.....	237	54,509	2	210	7	1,911	43	6,035	—	—
Poultry.....	237	24,705	—	—	—	—	—	—	—	—
Self-sufficing.....	677	573,509	2	80	71	46,089	68	56,884	1	64
Abnormal.....	—	—	—	—	—	—	—	—	—	—
Farm products used by operator's family:	23,361	6,945,528	312	68,803	1,530	495,984	2,771	732,467	57	15,882
All types.....	2,530	850,418	27	12,227	199	65,940	277	74,614	18	4,742
General.....	15	5,930	—	—	—	—	—	—	—	—
Cash-grain.....	1,068	277,798	—	—	—	—	—	—	—	—
Crop-specialty.....	916	220,351	122	16,531	17	4,347	52	11,550	—	—
Fruit.....	1,684	424,256	26	5,012	21	4,970	309	95,358	3	237
Truck.....	7,702	2,508,947	48	12,651	668	226,886	998	297,706	27	7,973
Dairy.....	331	98,566	—	—	—	—	—	—	—	—
Animal-specialty.....	3,311	805,545	56	11,860	94	25,291	558	116,632	2	350
Poultry.....	1,762	608,650	—	—	—	—	—	—	—	—
Self-sufficing.....	4,042	1,145,065	33	10,512	284	88,815	351	66,065	9	2,560
Abnormal.....	—	—	—	—	—	—	—	—	—	—
RECEIPTS FROM BOARDERS, LODGERS, ETC.	1,796	904,835	21	5,295	209	114,503	102	42,411	6	3,876
All types.....	258	87,151	2	550	26	9,390	16	5,066	2	1,016
General.....	2	275	—	—	—	—	—	—	—	—
Cash-grain.....	37	14,882	—	—	—	—	—	—	—	—
Crop-specialty.....	50	11,822	5	1,092	2	575	2	1,542	—	—
Fruit.....	58	17,931	2	600	1	15	5	12,843	—	—
Truck.....	562	211,625	3	665	85	40,218	34	12,843	2	600
Dairy.....	23	6,899	—	—	—	—	—	—	—	—
Animal-specialty.....	204	70,173	6	1,424	9	3,585	19	8,424	—	—
Poultry.....	176	56,684	—	—	—	—	—	—	—	—
Self-sufficing.....	426	427,393	3	964	51	49,365	21	12,536	2	2,060
Abnormal.....	—	—	—	—	—	—	—	—	—	—

COUNTY TABLE III.—VALUE OF FARM PRODUCTS SOLD, TRADED, OR USED BY OPERATOR'S FAMILY; AND RECEIPTS FROM BOARDERS, ETC.; 1929, BY TYPE OF FARM—Continued

[See note, p. 121, beginning of this table]

CLASS OF PRODUCT AND TYPE OF FARM (See definitions in Introduction)	ESSEX		FRANKLIN		HAMPDEN		HAMPSHIRE		MIDDLESEX	
	Farms reporting	Value	Farms reporting	Value	Farms reporting	Value	Farms reporting	Value	Farms reporting	Value
All products (sold, traded, or used by operator's family):	Number	Dollars	Number	Dollars	Number	Dollars	Number	Dollars	Number	Dollars
1 All types.....	1,907	6,198,800	2,622	6,088,064	1,894	4,517,846	2,598	6,907,502	3,277	12,830,442
2 General.....	254	559,549	320	584,942	196	392,566	241	443,831	448	937,108
3 Cash-grain.....							15	60,949		
4 Crop-specialty.....	27	53,174	364	1,097,515	109	1,087,819	489	2,267,892	48	60,762
5 Fruit.....	86	210,965	64	258,443	36	119,787	40	213,093	249	786,059
6 Truck.....	218	778,204	172	490,822	104	469,487	181	431,175	420	2,222,066
7 Dairy.....	591	3,025,301	642	2,197,473	453	1,456,185	661	2,190,478	988	4,963,220
8 Animal-specialty.....	28	75,756	14	64,168	40	87,112	40	103,752	57	409,119
9 Poultry.....	302	941,518	102	201,603	169	455,134	192	441,213	503	1,893,137
10 Self-sufficing.....	59	33,287	301	138,150	194	85,566	279	147,778	70	41,559
11 Abnormal.....	342	523,340	650	460,336	393	424,190	388	521,331	484	1,517,342
Crops (incl. plants, flowers, etc.), sold or traded:										
12 All types.....	1,436	1,471,248	1,890	2,524,951	971	1,753,904	1,791	3,103,037	2,551	3,770,159
13 General.....	239	223,776	257	131,038	148	77,799	196	143,401	414	407,607
14 Cash-grain.....							15	40,790		
15 Crop-specialty.....	27	57,245	364	1,484,350	109	994,682	489	2,001,880	48	49,729
16 Fruit.....	86	199,575	64	202,251	36	96,288	40	171,939	248	568,401
17 Truck.....	218	631,437	171	440,912	104	417,395	181	385,107	419	1,917,822
18 Dairy.....	411	242,242	414	175,366	214	85,482	403	171,017	684	430,998
19 Animal-specialty.....	18	10,131	10	3,840	15	8,178	25	10,581	38	41,120
20 Poultry.....	171	47,206	59	7,901	80	22,951	103	19,947	324	129,273
21 Self-sufficing.....	33	5,001	174	13,537	91	7,637	143	15,976	50	7,604
22 Abnormal.....	227	107,635	377	59,126	175	43,542	196	142,419	326	200,455
Livestock, sold or traded:										
23 All types.....	788	527,475	1,301	689,123	786	392,455	1,187	571,907	1,386	1,815,365
24 General.....	142	39,613	236	140,184	140	35,425	168	47,419	210	69,509
25 Cash-grain.....							6	2,977		
26 Crop-specialty.....	6	1,206	129	23,048	36	10,213	155	38,733	6	743
27 Fruit.....	24	4,331	33	11,670	14	1,942	12	3,041	53	69,324
28 Truck.....	31	4,745	41	3,586	24	2,760	44	2,624	87	100,455
29 Dairy.....	461	300,928	545	323,035	323	159,969	518	227,899	729	408,448
30 Animal-specialty.....	28	47,824	14	45,488	40	56,245	40	134,768	56	285,243
31 Poultry.....	63	13,455	37	8,120	63	30,729	62	8,970	120	106,750
32 Self-sufficing.....	12	1,018	90	8,868	45	3,297	82	8,094	16	562
33 Abnormal.....	86	113,965	170	125,135	95	91,885	100	96,752	109	774,301
Livestock products, sold or traded:										
34 All types.....	1,489	3,604,475	1,730	1,980,738	1,235	1,800,894	1,736	2,345,441	2,450	6,227,755
35 General.....	220	199,771	286	168,135	179	109,360	221	138,424	319	310,535
36 Cash-grain.....							11	9,303		
37 Crop-specialty.....	9	6,629	158	87,735	50	59,020	216	100,658	13	4,054
38 Fruit.....	45	20,792	39	25,809	26	8,974	22	26,248	119	64,955
39 Truck.....	100	83,302	51	7,449	49	19,509	56	11,330	136	93,886
40 Dairy.....	591	2,297,390	642	1,420,346	453	1,071,193	661	1,517,036	986	3,788,547
41 Animal-specialty.....	10	7,056	8	9,776	25	10,821	32	33,470	30	68,962
42 Poultry.....	302	815,935	102	153,285	169	353,476	192	361,762	503	1,512,131
43 Self-sufficing.....	36	5,916	173	19,549	90	12,048	158	21,962	45	7,817
44 Abnormal.....	176	167,684	271	79,654	194	156,273	167	125,198	239	365,908
Forest products sold:										
45 All types.....	133	59,327	528	162,169	263	77,272	390	158,439	366	136,896
46 General.....	49	17,165	114	35,739	56	15,495	70	24,091	62	13,001
47 Cash-grain.....							5	1,889		
48 Crop-specialty.....	5	1,474	39	5,586	8	1,500	17	5,026	6	456
49 Fruit.....	7	1,035	22	2,647	7	2,520	5	1,555	20	10,597
50 Truck.....	10	2,870	6	523	7	3,148	3	620	32	7,414
51 Dairy.....	49	12,034	177	33,690	93	16,381	147	48,124	150	33,536
52 Animal-specialty.....	2	33	4	761	8	1,600	9	2,193	3	618
53 Poultry.....	7	840	22	4,367	19	3,249	12	1,652	32	9,590
54 Self-sufficing.....	3	564	49	4,229	21	1,713	40	3,742	4	518
55 Abnormal.....	21	23,312	93	69,620	60	31,666	73	69,547	57	60,936
Farm products used by operator's family:										
56 All types.....	1,872	534,275	2,488	736,883	1,628	493,521	2,433	728,678	3,021	880,437
57 General.....	254	75,924	320	109,246	104	64,467	236	90,526	374	130,396
58 Cash-grain.....							15	5,930		
59 Crop-specialty.....	22	6,530	330	96,769	80	22,404	444	111,595	31	5,750
60 Fruit.....	81	18,232	59	16,066	35	10,113	36	9,710	225	55,782
61 Truck.....	218	55,850	145	32,852	101	26,685	170	31,494	390	97,459
62 Dairy.....	591	170,707	642	231,036	453	153,160	659	232,382	952	301,691
63 Animal-specialty.....	28	10,712	13	4,353	39	10,268	39	12,760	47	13,186
64 Poultry.....	302	64,082	102	28,121	167	44,729	189	48,892	545	135,393
65 Self-sufficing.....	59	21,488	301	91,946	194	60,871	279	98,004	70	25,008
66 Abnormal.....	317	110,750	576	126,794	363	100,824	366	87,385	387	115,742
RECEIPTS FROM BOARDERS, LODGERS, ETC.										
67 All types.....	104	48,184	328	101,124	135	73,172	192	117,544	187	138,525
68 General.....	22	4,583	46	12,303	26	5,565	31	14,148	28	14,417
69 Cash-grain.....							2	275		
70 Crop-specialty.....			8	2,421	1	25	21	10,511	1	400
71 Fruit.....	2	680	7	1,530	3	512	2	740	10	2,266
72 Truck.....	2	3,192	6	942	3	374	7	1,581	14	4,463
73 Dairy.....	32	10,724	98	28,855	27	7,121	53	16,701	48	21,852
74 Animal-specialty.....			3	296	4	1,001	6	1,205	4	13,186
75 Poultry.....	18	7,205	29	5,639	13	3,288	14	4,675	23	5,703
76 Self-sufficing.....	4	945	32	11,021	18	4,747	17	5,127	2	956
77 Abnormal.....	21	20,850	77	38,117	40	50,509	39	62,581	31	88,438

COUNTY TABLE III.—VALUE OF FARM PRODUCTS SOLD, TRADED, OR USED BY OPERATOR'S FAMILY; AND RECEIPTS FROM BOARDERS, ETC.; 1929, BY TYPE OF FARM—Continued

[See note, p. 121, beginning of this table]

CLASS OF PRODUCT AND TYPE OF FARM (See definitions in Introduction)	NANTUCKET		NORFOLK		PLYMOUTH		SUFFOLK		WORCESTER	
	Farms report- ing	Value	Farms report- ing	Value	Farms report- ing	Value	Farms report- ing	Value	Farms report- ing	Value
All products (sold, traded, or used by operator's family):	Number	Dollars	Number	Dollars	Number	Dollars	Number	Dollars	Number	Dollars
1 All types.....	20	87,671	1,043	4,306,524	1,859	6,719,840	22	248,080	4,852	13,091,766
2 General.....			83	108,308	154	244,093			468	843,060
3 Cash-grain.....										
4 Crop-specialty.....			4	5,523	29	44,823			82	123,051
5 Fruit.....			27	60,312	248	2,351,806			139	537,322
6 Truck.....			74	273,219	104	377,578	12	112,376	128	414,652
7 Dairy.....	16	66,330	330	2,318,784	392	1,810,194			1,940	7,306,320
8 Animal-specialty.....			13	53,302	14	31,589			70	167,096
9 Poultry.....			287	1,067,346	438	1,338,768			604	1,609,153
10 Self-sufficing.....			39	19,012	62	36,629			416	241,754
11 Abnormal.....	4	21,335	206	400,718	218	483,760	10	135,684	1,005	1,849,342
Crops (incl. plants, flowers, etc.), sold or traded:										
12 All types.....	11	25,187	519	441,788	1,011	2,954,258	19	122,281	2,572	1,857,389
13 General.....			71	34,285	133	108,767			389	354,029
14 Cash-grain.....										
15 Crop-specialty.....			4	3,443	28	33,427			82	84,196
16 Fruit.....			27	48,102	248	2,277,398			139	443,723
17 Truck.....			74	228,176	104	333,819	12	84,730	128	346,899
18 Dairy.....	7	6,542	144	46,841	169	98,773			862	289,085
19 Animal-specialty.....			5	1,253	8	2,880			31	9,248
20 Poultry.....			105	17,036	178	42,396			310	77,147
21 Self-sufficing.....			11	1,508	27	2,741			173	19,675
22 Abnormal.....	4	18,645	78	61,124	116	54,057	7	37,531	458	233,367
Livestock, sold or traded:										
23 All types.....	10	3,141	377	359,352	549	394,281	8	41,761	2,537	1,580,189
24 General.....			33	7,957	65	17,581			276	68,502
25 Cash-grain.....										
26 Crop-specialty.....					5	796			18	7,575
27 Fruit.....			7	1,549	29	2,556			43	10,305
28 Truck.....			10	9,414	18	2,683	3	25,936	34	7,703
29 Dairy.....	7	2,601	215	199,525	235	114,596			1,475	643,970
30 Animal-specialty.....			12	45,092	13	17,924			70	110,108
31 Poultry.....			38	10,347	108	56,804			200	68,084
32 Self-sufficing.....			8	330	15	1,332			146	14,409
33 Abnormal.....	3	640	54	85,138	61	180,009	5	15,825	275	629,533
Livestock products, sold or traded:										
34 All types.....	19	51,943	835	3,134,719	1,253	2,873,020	6	81,888	4,004	7,803,686
35 General.....			67	34,845	121	62,558			398	225,085
36 Cash-grain.....										
37 Crop-specialty.....			2	385	14	5,332			30	11,255
38 Fruit.....			13	3,160	63	19,808			70	43,112
39 Truck.....			21	16,929	40	15,939			67	25,959
40 Dairy.....	16	50,543	330	1,948,248	392	1,468,131			1,940	5,622,729
41 Animal-specialty.....			6	4,207	9	5,593			46	21,691
42 Poultry.....			267	966,853	438	1,133,139			604	1,286,611
43 Self-sufficing.....			22	3,813	31	7,499			262	36,704
44 Abnormal.....	3	1,400	107	156,279	145	155,021	6	81,888	587	629,640
Forest products sold:										
45 All types.....			126	38,067	301	104,542			900	337,597
46 General.....			19	5,959	35	10,200			155	48,967
47 Cash-grain.....										
48 Crop-specialty.....			1	320	2	1,100			12	2,450
49 Fruit.....			4	295	46	17,927			21	3,485
50 Truck.....			4	390	3	860			18	2,549
51 Dairy.....			59	21,076	44	14,276			380	99,943
52 Animal-specialty.....						850			15	4,252
53 Poultry.....			21	1,646	30	6,381			42	18,628
54 Self-sufficing.....			2	332	5	639			67	7,357
55 Abnormal.....			16	8,049	35	62,309			190	154,966
Farm products used by operator's family:										
56 All types.....	17	7,400	1,013	332,618	1,479	363,739	12	2,150	4,730	1,532,909
57 General.....			77	25,262	143	45,587			413	151,477
58 Cash-grain.....										
59 Crop-specialty.....			4	1,375	22	4,168			74	17,575
60 Fruit.....			23	7,206	133	34,117			133	26,697
61 Truck.....			69	18,310	99	24,277	8	1,710	125	30,542
62 Dairy.....	14	6,650	330	103,094	380	114,418			1,940	650,593
63 Animal-specialty.....			12	2,750	13	4,342			70	21,797
64 Poultry.....			264	71,464	428	100,048			604	158,683
65 Self-sufficing.....			39	13,029	62	24,418			416	163,609
66 Abnormal.....	3	750	195	90,128	199	42,364	4	440	955	301,936
RECEIPTS FROM BOARDERS, LODGERS, ETC.										
67 All types.....	2	1,250	74	67,198	78	26,473			390	165,480
68 General.....			6	1,397	14	5,811			39	12,910
69 Cash-grain.....										
70 Crop-specialty.....					2	768			9	2,580
71 Fruit.....			1	100	7	597			7	3,050
72 Truck.....			4	912	4	1,260			135	49,636
73 Dairy.....	1	1,000	26	16,509	18	4,841			8	3,297
74 Animal-specialty.....									46	19,500
75 Poultry.....			16	7,445	11	3,305			41	19,360
76 Self-sufficing.....			2	880	6	3,300			105	55,117
77 Abnormal.....	1	250	19	39,955	16	6,591				

[See Note,

	THE STATE		BARNSTABLE		BERKSHIRE		BRISTOL		DUKES		ESSEX		
	Farms reporting	Animals or quantity	Farms reporting	Animals or quantity	Farms reporting	Animals or quantity	Farms reporting	Animals or quantity	Farms reporting	Animals or quantity	Farms reporting	Animals or quantity	
General farms:													
1	Horses and mules, excluding colts..... number..	1,584	2,761	10	13	143	297	181	245	5	22	117	215
2	Cows and heifers kept mainly for milk..... number..	1,978	7,747	22	67	169	829	184	673	13	57	158	730
3	beef..... number..	67	215			9	19	4	8			5	12
4	Other cattle, including calves..... number..	1,548	7,109	18	50	158	843	103	314	13	48	116	567
5	Sows and gilts..... number..	107	502			7	11	3	15	1	1	14	57
6	Other hogs, excl. pigs under 3 mos. old..... number..	360	2,424	2	2	25	99	38	203	3	7	28	390
Cash-grain farms:													
7	Horses and mules, excluding colts..... number..	8	18										
8	Cows and heifers kept mainly for milk..... number..	9	36										
9	beef..... number..	2	15										
10	Other cattle, including calves..... number..	9	111										
11	Sows and gilts..... number..	1	1										
12	Other hogs, excl. pigs under 3 mos. old..... number..	2	11										
Crop-specialty farms:													
13	Horses and mules, excluding colts..... number..	757	1,667			15	29	24	57			10	22
14	Cows and heifers kept mainly for milk..... number..	735	2,514			7	21	26	106			10	40
15	beef..... number..	22	90					1	1				
16	Other cattle, including calves..... number..	539	2,405			7	42	19	75			9	29
17	Sows and gilts..... number..	19	61			1	7					1	2
18	Other hogs, excl. pigs under 3 mos. old..... number..	221	689			4	22	6	13			1	2
Fruit farms:													
19	Horses and mules, excluding colts..... number..	400	663	46	47	7	18	23	32			28	49
20	Cows and heifers kept mainly for milk..... number..	415	1,213	57	87	10	39	20	30			29	96
21	beef..... number..	19	68	1	1				6			2	20
22	Other cattle, including calves..... number..	254	1,019	16	28	8	32	9	12			18	98
23	Sows and gilts..... number..	20	70	3	4	1	3					1	6
24	Other hogs, excl. pigs under 3 mos. old..... number..	74	370	20	32	1	5	3	5			6	25
Truck farms:													
25	Horses and mules, excluding colts..... number..	944	1,449	9	11	13	28	266	337	2	2	119	195
26	Cows and heifers kept mainly for milk..... number..	766	1,771	13	22	13	51	166	340			72	288
27	beef..... number..	20	26					5	5	1	1	2	2
28	Other cattle, including calves..... number..	412	1,228	8	22	11	72	85	177	1	1	45	172
29	Sows and gilts..... number..	45	1,327					2	2				
30	Other hogs, excl. pigs under 3 mos. old..... number..	240	4,082	4	9	2	4	73	155			14	66
Dairy farms:													
31	Horses and mules, excluding colts..... number..	5,408	11,151	25	42	513	1,294	736	1,386	11	17	340	6,888
32	Cows and heifers kept mainly for milk..... number..	7,494	89,547	58	594	658	9,267	968	11,508	28	234	567	6,708
33	beef..... number..	141	773			13	98	39	169			5	63
34	Other cattle, including calves..... number..	6,686	57,468	53	370	644	7,422	799	5,162	28	249	478	3,450
35	Sows and gilts..... number..	252	1,105	1	1	42	77	26	143	2	2	23	166
36	Other hogs, excl. pigs under 3 mos. old..... number..	894	7,814	5	12	92	459	121	890	7	18	61	1,555
Animal-specialty farms:													
37	Horses and mules, excluding colts..... number..	227	463			20	47	30	52			17	40
38	Cows and heifers kept mainly for milk..... number..	246	1,428			33	345	21	138			19	78
39	beef..... number..	16	135			1	2						
40	Other cattle, including calves..... number..	214	3,106			29	1,651	22	102			11	67
41	Sows and gilts..... number..	130	4,754			6	10	22	588			12	243
42	Other hogs, excl. pigs under 3 mos. old..... number..	169	16,594			6	26	25	3,373			14	1,239
Poultry farms:													
43	Horses and mules, excluding colts..... number..	942	1,341	16	24	38	74	157	199	1	1	57	71
44	Cows and heifers kept mainly for milk..... number..	1,236	3,273	25	59	48	249	150	356	2	6	72	160
45	beef..... number..	33	59			1	4	6	10			1	1
46	Other cattle, including calves..... number..	609	2,626	19	57	43	216	88	245	1	3	41	94
47	Sows and gilts..... number..	29	157	1	5	2	6					2	8
48	Other hogs, excl. pigs under 3 mos. old..... number..	135	865	3	12	6	17	15	36			11	61
Self-sufficing farms:													
49	Horses and mules, excluding colts..... number..	1,013	1,474			134	235	74	87			21	43
50	Cows and heifers kept mainly for milk..... number..	1,234	2,615			161	431	80	120			31	73
51	beef..... number..	39	71			4	9	2	4			1	1
52	Other cattle, including calves..... number..	873	2,503			127	447	37	67			17	59
53	Sows and gilts..... number..	33	74			2	6	4	13			3	6
54	Other hogs, excl. pigs under 3 mos. old..... number..	106	526			25	41	14	59			6	17
Abnormal and unclassified farms:													
55	Horses and mules, excluding colts..... number..	1,785	3,648	11	25	163	428	136	224	8	13	134	342
56	Cows and heifers kept mainly for milk..... number..	2,360	9,016	31	133	221	891	173	649	13	41	146	660
57	beef..... number..	98	637			8	107	11	17			4	14
58	Other cattle, including calves..... number..	1,706	8,566	19	89	178	1,184	101	389	9	21	88	511
59	Sows and gilts..... number..	172	3,962	3	9	11	45	15	89			19	298
60	Other hogs, excl. pigs under 3 mos. old..... number..	562	22,114	6	22	38	168	39	734	2	8	47	940
SPECIFIED ITEMS, BY TWO TYPES OF FARMS													
61	Steers, 2 years old and over..... (Ranches..... number..)												
62	All other..... number..		1,689		6		542		72		19		62
63	Sheep, excluding lambs..... (Ranches..... number..)												
64	All other..... number..	431	9,111			71	1,403	16	160	13	1,819	26	590
65	All cows milked..... (Dairy..... number..)	7,780	98,075	61	680	680	9,916	998	12,215	28	279	591	7,958
66	All other..... number..	9,491	32,602	144	386	685	2,984	843	2,674	30	103	589	2,446
67	Of beef or dual-purpose..... (Dairy..... number..)	542	4,261	4	50	35	334	83	661	1	4	45	494
68	breeding..... number..	582	1,899	7	30	40	181	46	166	6	14	36	121
69	Milk produced..... (Dairy..... No. and gals.)	7,780	67,729,529	61	449,124	680	6,469,841	998	9,466,564	28	136,676	591	5,635,770
70	All other..... No. and gals.	9,491	17,691,346	144	185,082	685	1,443,465	843	1,428,417	30	36,979	589	1,542,492
71	Production, per cow..... (Dairy..... gallons.)		891		660		652		775		490		708
72	All other..... gallons.		543		479		484		534		359		631
73	Whole milk sold..... (Dairy..... gallons.)		62,054,946		411,028		5,710,565		8,848,934		111,709		5,390,673
74	All other..... gallons.		11,319,994		96,439		521,668		961,932		18,364		1,168,887
75	Cream sold as butterfat..... (Dairy..... pounds.)		145,111		5,060		10,590		3,140				4,000
76	All other..... pounds.		164,903		365		5,947		225		1,500		1,787
77	Chickens over 3 months old..... (Poultry..... number..)	3,255	1,088,419	66	23,411	93	29,800	533	167,786	4	970	205	119,467
78	on farms, Apr. 1, 1930..... (All other..... number..)	14,823	837,433	158	10,045	1,220	67,810	1,607	103,553	53	2,359	955	71,883
79	Chicken eggs produced..... (Poultry..... dozens.)		11,353,804		252,220		314,019		1,632,352		9,840		1,276,583
80	All other..... dozens.		6,748,520		86,655		506,675		835,593		22,235		574,691
81	Production, per chicken..... (Poultry..... dozens.)		10.4		10.8		10.7		10.0		10.1		10.7
82	All other..... dozens.		8.1		8.6		7.5		8.1		9.4		8.0

COUNTY TABLE V.—TYPE OF FARM, BY SIZE, 1930

[See NOTE, bottom of p. 8]

TYPE AND SIZE (See definitions in Introduction)		THE STATE	Barn- stable	Berk- shire	Bristol	Dukes	Essex	Frank- lin	Hamp- den	Hamp- shire	Mid- dlex	Nant- ucket	Nor- folk	Plym- outh	Suf- folk	Worce- ster
		Number	Number	Number	Number	Number	Number	Number	Number	Number	Number	Number	Number	Number	Number	Number
General farms:																
1	Under 3 acres.....	194		7	7	1	6	1	2	2	48		1	9		20
2	3 to 9 acres.....	238	2	13	29		34	17	8	10	63		10	16		30
3	10 to 19 acres.....	294	5	9	51		38	16	11	24	56		14	28		42
4	20 to 49 acres.....	624	8	31	100	1	69	50	43	40	121		24	38		102
5	50 to 99 acres.....	910	8	33	63	4	65	70	51	56	85		20	42		118
6	100 to 174 acres.....	495	3	59	18	5	26	100	45	62	52		12	13		100
7	175 to 259 acres.....	178	1	25	7	2	9	46	15	24	13		2	4		30
8	260 to 499 acres.....	115	1	21	3	1	7	17	15	19	7			4		20
9	500 to 999 acres.....	27					3		5	4	2					4
10	1,000 to 4,999 acres.....	9		3		1	1		1		1					1
11	5,000 to 9,999 acres.....	1				1										
Cash-grain farms:																
12	Under 3 acres.....	1														
13	3 to 9 acres.....	4														
14	10 to 19 acres.....	1														
15	20 to 49 acres.....	6														
16	50 to 99 acres.....	1														
17	100 to 174 acres.....	1														
18	175 to 259 acres.....	1														
19	260 to 499 acres.....	1														
20	500 to 999 acres.....	1														
21	1,000 to 4,999 acres.....	1														
Crop-specialty farms:																
22	Under 3 acres.....	10						1								
23	3 to 9 acres.....	105			4			19	5	70	2			1	2	3
24	10 to 19 acres.....	187			15			51	24	106	6			8	7	13
25	20 to 49 acres.....	313		3	14			96	24	141	12			6	3	20
26	50 to 99 acres.....	289		5	13			98	21	95	13			6	3	22
27	100 to 174 acres.....	207		8	12			60	29	51	10			3	3	7
28	175 to 259 acres.....	56		3	4			17	10	10	3			1	1	6
29	260 to 499 acres.....	49		4	1			19	9	7	2			1		5
30	500 to 999 acres.....	11		1				3	4	1	2			1		1
31	1,000 to 4,999 acres.....	3			1			1								1
Fruit farms:																
32	Under 3 acres.....	15	7		1			1							5	1
33	3 to 9 acres.....	167	88		7			13			21			25	1	5
34	10 to 19 acres.....	182	57	3	16			16	2	5	25			33	3	13
35	20 to 49 acres.....	289	37	3	17			27	6	3	73			49	29	30
36	50 to 99 acres.....	214	13	3	12			12	7	9	57			4	36	30
37	100 to 174 acres.....	177	7	2	7			11	11	12	48			32	11	4
38	175 to 259 acres.....	68	3	2	1			4	3	4	18			11	4	4
39	260 to 499 acres.....	45	2	4				2	4	5	5			8	3	3
40	500 to 999 acres.....	16	2	1				1	1	1	1			6	1	1
41	1,000 to 4,999 acres.....	10												7		2
Truck farms:																
42	Under 3 acres.....	53			3			11		17	12			1	1	1
43	3 to 9 acres.....	405	2	2	49			77	12	92	77			18	11	15
44	10 to 19 acres.....	395		6	75	1		31	30	35	103			17	19	12
45	20 to 49 acres.....	501	12	2	111			27	33	20	114			24	48	39
46	50 to 99 acres.....	309	10		65	2		32	13	20	78			13	21	33
47	100 to 174 acres.....	16		4	19			12	6	7	30			1	3	21
48	175 to 259 acres.....	14		1				3	5	4	3			1	1	4
49	260 to 499 acres.....	3						2	2	2	3			1	1	2
50	500 to 999 acres.....															
Dairy farms:																
51	Under 3 acres.....	72	1		8	1		15		17	17			7	9	14
52	3 to 9 acres.....	289	5	10	39	1		46	7	22	74			32	60	33
53	10 to 19 acres.....	489	11	10	95	2		54	13	17	78			41	80	86
54	20 to 49 acres.....	1,505	18	48	323	4		150	66	81	234			82	121	322
55	50 to 99 acres.....	2,193	14	109	328	7		165	131	149	309			105	104	553
56	100 to 174 acres.....	1,903	9	239	156	6		90	206	144	203			57	47	551
57	175 to 259 acres.....	815	1	140	33	4		35	143	63	93			14	9	223
58	260 to 499 acres.....	436		105	15	3		65	22	55	25			7	7	108
59	500 to 999 acres.....	73	2	17	1			3	13	3	3			2	2	15
60	1,000 to 4,999 acres.....	15		2				2		1	1			1		5
Animal-specialty farms:																
61	Under 3 acres.....	1			1											
62	3 to 9 acres.....	21			7			6			3			1	4	3
63	10 to 19 acres.....	36			4			5	1	2	14			3	2	8
64	20 to 49 acres.....	63		2	10			4	9	5	17			3	5	8
65	50 to 99 acres.....	90		11	8			5	3	10	8			5	3	22
66	100 to 174 acres.....	69		7	6			4	9	9	12			3	3	22
67	175 to 259 acres.....	32		11	2			2	3	3	2			1		6
68	260 to 499 acres.....	20		4				1	4	6	7					0
69	500 to 999 acres.....	8		1				1	1	1	1					2
70	1,000 to 4,999 acres.....	5		2	2					2						1
Poultry farms:																
71	Under 3 acres.....	384	7	10	66	2		56	6	8	19			32	47	60
72	3 to 9 acres.....	771	18	10	151			78	11	31	31			60	110	110
73	10 to 19 acres.....	610	8	16	115			65	6	22	35			51	112	77
74	20 to 49 acres.....	841	18	18	145			66	28	42	48			66	120	148
75	50 to 99 acres.....	470	13	16	64			28	26	38	31			23	39	121
76	100 to 174 acres.....	201	5	17	14	2		3	15	19	20			13	7	60
77	175 to 259 acres.....	50	1	2	5			5	6	7	5			2	2	9
78	260 to 499 acres.....	25		4				1	4	2	3			1		7
79	500 to 999 acres.....	4														2
80	1,000 to 4,999 acres.....	1														1
Self-sufficing farms:																
81	Under 3 acres.....	18			3			1	1	3				1		0
82	3 to 9 acres.....	200		15	30			15	19	22	15			6	12	30
83	10 to 19 acres.....	236		6	38			17	27	33	18			4	20	51
84	20 to 49 acres.....	456		37	51			17	78	65	20			15	17	104
85	50 to 99 acres.....	449		50	30			7	74	44	74			8	9	141
86	100 to 174 acres.....	282		46	1			3	67	36	54			3	3	64
87	175 to 259 acres.....	74		21	1			14	8	14	2					14
88	260 to 499 acres.....	34		12				6	6	6	3					2
89	500 to 999 acres.....	10							2	7						1
90	1,000 to 4,999 acres.....	3		3												1
Abnormal farms:																
91	Under 3 acres.....	201	6	6	31			29	11	2	14			16	19	43
92	3 to 9 acres.....	832	15	27	91	2		95								

AGRICULTURE—MASSACHUSETTS

COUNTY TABLE VI.—TYPE OF FARM, BY SPECIFIED VALUE OF FARM PRODUCTS SOLD, TRADED, OR USED BY OPERATOR'S FAMILY, 1929

[See NOTE, bottom of p. 8]

TYPE, BY VALUE OF PRODUCTS (See definitions in Introduction)		THE STATE	Barn-stable	Berkshire	Bristol	Dukes	Essex	Franklin	Hampden	Hampshire	Middlesex	Nantucket	Norfolk	Plymouth	Suffolk	Worcester
		Number	Number	Number	Number	Number	Number	Number	Number	Number	Number	Number	Number	Number	Number	Number
General farms:																
1	Under \$250	30	2	3	5	4	5	4	5	4	3			3		7
2	\$250-\$399	138	1	14	14	18	18	18	13	17	17		3	6		28
3	\$400-\$599	237	1	27	21	18	14	25	14	25	37		11	14		89
4	\$600-\$999	641	6	57	53	4	54	88	54	61	66		26	45		127
5	\$1,000-\$1,499	595	7	44	67	3	49	70	46	51	88		20	44		106
6	\$1,500-\$2,499	516	6	45	53	3	59	64	39	41	82		12	24		88
7	\$2,500-\$3,999	268	2	15	34	1	27	26	19	23	65		9	7		40
8	\$4,000-\$5,999	149	4	2	22	1	15	13	6	12	53		2	6		13
9	\$6,000-\$9,999	76	1		8		6	9	5	9	26			2		10
10	\$10,000-\$19,999	28		1	3		5			2	9			3		13
11	\$20,000 and over	11		1			2		1		2					5
Cash-grain farms:																
12	\$600-\$999	2								2						
13	\$1,000-\$1,499	2								2						
14	\$1,500-\$2,499	1								1						
15	\$2,500-\$3,999	4								4						
16	\$4,000-\$5,999	2								2						
17	\$6,000-\$9,999	3								3						
18	\$10,000-\$19,999	1								1						
Crop-specialty farms:																
19	Under \$250	97		1	7			38	18	20	7			2		4
20	\$250-\$399	84		1	11		1	17	8	15	11			3		17
21	\$400-\$599	69		5	4		4	9	3	14	9		1	6		14
22	\$600-\$999	124		10	11		5	23	6	37	7			5		20
23	\$1,000-\$1,499	125		6	6		6	27	8	47	6		2	4		13
24	\$1,500-\$2,499	171		1	6		5	61	13	72	4			3		6
25	\$2,500-\$3,999	206			7		3	63	13	115	2		1	2		
26	\$4,000-\$5,999	149			1		2	61	12	64	1			3		5
27	\$6,000-\$9,999	113					1	45	12	54				1		1
28	\$10,000-\$19,999	64						15	6	40				1		1
29	\$20,000 and over	28			1			5	10	11						1
Fruit farms:																
30	Under \$250	7							1		3			2		1
31	\$250-\$399	40		2			2	3		2	11			6		3
32	\$400-\$599	76		4	7		6	1	1	3	12			5		8
33	\$600-\$999	191		37	14		19	10	6	5	35			7		21
34	\$1,000-\$1,499	193		51	11		20	11	5	10	43			1		20
35	\$1,500-\$2,499	223		47	12		18	11	9	5	48			27		27
36	\$2,500-\$3,999	156		26	1		8	8	6	2	39			41		17
37	\$4,000-\$5,999	123		15	3		7	5	1	5	31			35		9
38	\$6,000-\$9,999	71		6	4		3	7	5	1	11			1		4
39	\$10,000-\$19,999	64		3	1		1	2	2	4	14			1		4
40	\$20,000 and over	39		3	1		1	1		3	2			24		4
Truck farms:																
41	Under \$250	16		1			4	1	5		2			1		2
42	\$250-\$399	44		1	7		3	3	5	4	10			2		4
43	\$400-\$599	93		3	13		8	12	8	12	21			6		5
44	\$600-\$999	250		7	44		28	26	13	25	48			10		24
45	\$1,000-\$1,499	321		9	66		36	40	13	53	49			13		24
46	\$1,500-\$2,499	399		8	82		35	35	24	41	97			20		24
47	\$2,500-\$3,999	282		1	55		38	33	11	24	69			10		15
48	\$4,000-\$5,999	156		4	2		25	10	14	10	35			6		10
49	\$6,000-\$9,999	113		1	37		24	5	4	7	34			6		9
50	\$10,000-\$19,999	77			4		17	4	4	3	31			4		1
51	\$20,000 and over	46			4		4	3		2	24			3		1
Dairy farms:																
52	Under \$250	1		4	1		2	2	4	4	4			1		3
53	\$250-\$399	49		1	8		1	12	11	12	17			6		29
54	\$400-\$599	134		1	12		9	47	8	21	71		2	15		163
55	\$600-\$999	569		5	52		38	38	35	66	110		2	32		239
56	\$1,000-\$1,499	968		14	98		63	96	76	73	168		1	68		466
57	\$1,500-\$2,499	1,741		12	151		123	179	113	181	207		3	70		418
58	\$2,500-\$3,999	1,706		9	146		126	145	105	162	177		2	49		322
59	\$4,000-\$5,999	1,248		8	121		99	82	58	82	141		5	47		210
60	\$6,000-\$9,999	868		8	70		77	53	32	58	87			38		62
61	\$10,000-\$19,999	378		30	58		40	22	13	19	27			13		18
62	\$20,000 and over	118		3	10		14	4		5	6			10		
Animal-specialty farms:																
63	Under \$250	2		1	1				1		1					1
64	\$250-\$399	8		4	4			2	2	6	4			2		4
65	\$400-\$599	16		5	3		6	5	6	1	4			4		14
66	\$600-\$999	57		10	3		9	9	0	3	7			3		16
67	\$1,000-\$1,499	62		2	4		2	2	1	11	14			3		16
68	\$1,500-\$2,499	82		9	8		9	5	3	7	9			3		10
69	\$2,500-\$3,999	46		2	3		5	5	3	5	3			1		3
70	\$4,000-\$5,999	25		1	3		5	5	2	6	10			1		4
71	\$6,000-\$9,999	39		5	8		1	2		2	7			1		2
72	\$10,000-\$19,999	16		1	2		1			3	5			1		
73	\$20,000 and over	11		2	1			1		1	5			1		
Poultry farms:																
74	Under \$250	21		2	5		7	5	2	3	11			3		5
75	\$250-\$399	91		4	22		15	7	9	6	17			1		17
76	\$400-\$599	185		3	39		21	19	19	32	17			11		40
77	\$600-\$999	493		14	95		46	28	33	34	108			32		95
78	\$1,000-\$1,499	660		15	106		66	20	41	39	118			47		122
79	\$1,500-\$2,499	767		16	129		67	20	41	39	118			66		136
80	\$2,500-\$3,999	559		9	69		57	12	34	32	107			54		89
81	\$4,000-\$5,999	282		4	50		18	4	15	15	55			35		40
82	\$6,000-\$9,999	180		4	18		12	3	12	8	49			12		29
83	\$10,000-\$19,999	94		1	18		10	4	1	4	17			5		20
84	\$20,000 and over	34		2	9		4	1	1	6	6			4		2
Self-sufficing farms:																
85	Under \$250	364		23	58		8	64	61	58	11			3		41
86	\$250-\$399	405		25	25		10	62	42	59	11			13		110
87	\$400-\$599	391		52	29		13	56	38	68	15			11		100
88	\$600-\$999	460		30	31		22	72	44	73	28			12		114
89	\$1,000-\$1,499	142		13	9		6	17	9	21	5			11		51
Abnormal farms:																
90	Under \$250	799		3	29		49	231	128	90	38					

AGRICULTURE—MASSACHUSETTS

COUNTY TABLE VII.—TYPE OF FARM, BY TENURE OF FARM OPERATOR, 1930

[See NOTE, bottom of p. 8]

TYPE, BY TENURE OF OPERATOR (See definitions in Introduction)		THE STATE	Barnstable	Berkshire	Bristol	Dukes	Essex	Franklin	Hampden	Hampshire	Middlesex	Nantucket	Norfolk	Plymouth	Suffolk	Worcester
		Number	Number	Number	Number	Number	Number	Number	Number	Number	Number	Number	Number	Number	Number	Number
1	General farms:															
2	Full owners.....	2,334	24	171	245	11	193	284	182	212	305		77	125		415
3	Part owners.....	131	7	11	3	27	19	6	18				2	7		17
4	Managers.....	116	2	16	4	2	22	6	1	1	26		3	8		25
5	Tenants—															
6	Cash.....	79		12	14		11	10	3	6			1	5		7
7	Other.....	35		2	5		1	1	4	4				9		4
8	Cash-grain farms:															
9	Full owners.....	12								12						
10	Part owners.....	1								1						
11	Managers.....	1								1						
12	Tenants—															
13	Cash.....	1								1						
14	Other.....															
15	Crop-specialty farms:															
16	Full owners.....	1,026		19	35		22	320	92	401	43		3	24		64
17	Part owners.....	124		8	8		2	26	8	71	3			2		7
18	Managers.....	39		5	4		3	5	6	4	2		1	2		7
19	Tenants—															
20	Cash.....	28		6	6		8	2	10					1		1
21	Other.....	13		1	1		5	1	3							3
22	Fruit farms:															
23	Full owners.....	1,017	198	13	54		70	53	31	35	224		21	200		118
24	Part owners.....	49	10	5	5		8	2	2	3	9		1	2		7
25	Managers.....	91	5	4	4		6	5	2	1	12		4	44		8
26	Tenants—															
27	Cash.....	18	1	2	2		2	3	1	1	3		1			4
28	Other.....	8	2				1	1			1			2		2
29	Truck farms:															
30	Full owners.....	1,246	34	18	226	2	145	73	78	119	325		53	72	5	96
31	Part owners.....	356	1	1	64		46	71	21	46	55		13	18	4	16
32	Managers.....	33			5		8	2	1		13			1		3
33	Tenants—															
34	Cash.....	110		2	26		14	1	4	8	25		8	10	3	9
35	Other.....	52		1	3	1	5	25		8	2			3		4
36	Dairy farms:															
37	Full owners.....	6,294	40	509	776	21	452	535	408	538	814	13	263	299		1,626
38	Part owners.....	802	13	76	106	1	85	73	23	89	83	1	33	56		163
39	Managers.....	248	3	35	29	1	17	14	7	9	37		18	9		69
40	Tenants—															
41	Cash.....	340	3	46	77	3	31	16	10	20	41	2	15	23		53
42	Other.....	96	2	14	10	2	6	4	5	5	13		1	5		29
43	Animal-specialty farms:															
44	Full owners.....	291		30	29		23	11	35	30	50		11	14		58
45	Part owners.....	26		5	5		1	2	2	5	3					5
46	Managers.....	18		3	3		2	1		2	4		1			6
47	Tenants—															
48	Cash.....	13		3			2	2	1	3						2
49	Other.....	6			3				2				1			
50	Poultry farms:															
51	Full owners.....	3,013	54	76	512	3	261	94	147	167	502		243	399		555
52	Part owners.....	109	8	4	16	1	12	4	5	5	15		8	14		17
53	Managers.....	53	3	4	7		5		4	2	9		3	6		10
54	Tenants—															
55	Cash.....	144	2	10	23		19	2	8	16	26		8	12		18
56	Other.....	47	3	1	2		5	2	5	2	11		5	7		4
57	Self-sufficing farms:															
58	Full owners.....	1,635		173	147		51	275	186	255	67		36	52		393
59	Part owners.....	39		6	1		4	8	3	7	1			2		7
60	Managers.....															
61	Tenants—															
62	Cash.....	62		7	3		2	12	3	3	1		1	5		13
63	Other.....	26		4	1		2	6	2	2	1		2	3		3
64	Abnormal and unclassified farms:															
65	Full owners.....	4,542	54	245	494	12	338	648	431	375	513	6	222	237	11	956
66	Part owners.....	151	3	6	12		20	14	11	24	15		10	14		22
67	Managers.....	359	14	42	21	2	65	8	10	16	49	1	43	23	3	56
68	Tenants—															
69	Cash.....	290	2	29	35	1	27	37	22	29	31		10	14	1	52
70	Other.....	74	1	8	12	1	9	9	5	6	2		6	5		10

AGRICULTURE—MASSACHUSETTS

COUNTY TABLE VIII.—SPECIFIED FARM EXPENDITURES, 1929, BY TYPE OF FARM

[See NOTE, bottom of p. 8]

ITEM AND TYPE (See definitions in Introduction)	THE STATE		BARNSTABLE		BERKSHIRE		BRISTOL		DUKES	
	Farms reporting	Expenditures	Farms reporting	Expenditures	Farms reporting	Expenditures	Farms reporting	Expenditures	Farms reporting	Expenditures
Feed:										
All types.....	Number	Dollars	Number	Dollars	Number	Dollars	Number	Dollars	Number	Dollars
General.....	21, 834	20, 871, 133	307	305, 357	1, 454	1, 174, 648	2, 582	2, 968, 920	58	39, 484
Cash-grain.....	2, 373	1, 204, 769	26	17, 141	190	81, 845	247	148, 586	14	3, 707
Crop-specialty.....	13	6, 306								
Fruit.....	917	340, 110			17	4, 873	36	22, 909		
Truck.....	682	271, 773	91	25, 701	12	4, 392	42	16, 677		
Dairy.....	1, 436	558, 286	26	6, 430	20	9, 910	287	108, 227	2	200
Animal-specialty.....	7, 552	10, 723, 923	59	80, 938	658	752, 662	947	1, 580, 961	27	26, 702
Poultry.....	332	307, 294			36	33, 730	34	25, 533		
Self-sufficing.....	3, 216	4, 859, 772	64	122, 689	92	111, 967	527	880, 116	3	2, 750
Abnormal and unclassified.....	1, 507	281, 495			168	33, 676	123	20, 260		
	3, 606	2, 071, 845	41	52, 458	261	141, 594	319	160, 651	10	6, 125
Fertilizer:										
All types.....	14, 289	3, 014, 831	337	52, 205	723	58, 915	1, 642	276, 526	35	2, 583
General.....	1, 765	195, 736	21	1, 729	106	6, 174	207	27, 154	9	328
Cash-grain.....	15	6, 509								
Crop-specialty.....	920	940, 731			8	445	26	9, 259		
Fruit.....	846	143, 423	180	22, 397	9	1, 943	46	7, 596		
Truck.....	1, 632	661, 667	32	8, 010	20	3, 471	301	95, 495	3	307
Dairy.....	4, 717	635, 604	19	8, 373	375	31, 371	650	90, 019	17	1, 469
Animal-specialty.....	147	15, 560			13	1, 070	17	1, 146		
Poultry.....	1, 210	70, 322	31	2, 477	25	1, 446	167	11, 549	2	402
Self-sufficing.....	768	25, 861			58	1, 369	72	2, 541		
Abnormal and unclassified.....	2, 279	419, 408	54	9, 219	109	11, 688	156	31, 967	4	77
Labor:										
All types.....	15, 247	17, 288, 318	364	355, 708	894	851, 205	1, 480	1, 560, 709	37	25, 508
General.....	1, 660	1, 067, 425	18	13, 541	121	67, 260	139	104, 457	6	3, 207
Cash-grain.....	8	4, 876								
Crop-specialty.....	908	1, 018, 101			12	3, 430	29	31, 799		
Fruit.....	931	1, 387, 754	194	129, 128	12	15, 404	39	28, 207		
Truck.....	1, 307	1, 939, 406	30	14, 129	14	12, 353	182	208, 053	1	50
Dairy.....	5, 820	5, 439, 333	39	55, 406	534	414, 022	633	707, 455	21	15, 252
Animal-specialty.....	248	253, 323			27	21, 740	25	37, 528		
Poultry.....	1, 658	1, 095, 440	35	47, 642	49	24, 388	224	220, 941	3	1, 650
Self-sufficing.....	647	26, 520			67	2, 862	41	1, 681		
Abnormal and unclassified.....	2, 360	5, 056, 140	48	95, 860	158	289, 739	148	220, 585	6	5, 347

ITEM AND TYPE (See definitions in Introduction)	ESSEX		FRANKLIN		HAMPDEN		HAMPSHIRE		MIDDLESEX	
	Farms reporting	Expenditures	Farms reporting	Expenditures	Farms reporting	Expenditures	Farms reporting	Expenditures	Farms reporting	Expenditures
Feed:										
All types.....	Number	Dollars	Number	Dollars	Number	Dollars	Number	Dollars	Number	Dollars
General.....	1, 705	1, 923, 246	2, 218	1, 149, 166	1, 491	974, 432	2, 180	1, 378, 619	2, 914	3, 523, 064
Cash-grain.....	223	131, 224	305	120, 987	186	80, 638	230	101, 213	346	220, 607
Crop-specialty.....	19	8, 448	294	102, 575	75	46, 552	13	6, 366		
Fruit.....	59	25, 711	47	23, 669	30	8, 827	28	18, 561	26	6, 280
Truck.....	182	97, 702	129	23, 488	03	35, 182	115	32, 778	179	69, 496
Dairy.....	573	990, 573	631	651, 091	432	436, 191	653	668, 037	348	182, 585
Animal-specialty.....	28	22, 372	12	10, 667	39	13, 288	40	28, 983	972	1, 677, 166
Poultry.....	288	409, 411	99	83, 522	160	191, 310	147	216, 214	54	111, 656
Self-sufficing.....	60	6, 799	251	41, 862	167	25, 784	245	48, 013	551	869, 021
Abnormal and unclassified.....	283	231, 006	448	91, 305	319	130, 660	294	130, 070	62	12, 862
Fertilizer:										
All types.....	1, 182	195, 174	1, 615	454, 892	996	270, 149	1, 687	721, 566	2, 085	485, 226
General.....	172	21, 689	197	15, 473	135	16, 886	149	20, 384	311	42, 994
Cash-grain.....										
Crop-specialty.....	11	4, 467	299	303, 189	74	127, 454	445	475, 313	12	5, 083
Fruit.....	60	8, 158	48	4, 795	29	5, 427	25	8, 360	185	36, 486
Truck.....	196	66, 217	154	79, 619	96	47, 493	177	81, 695	383	189, 768
Dairy.....	346	36, 697	449	36, 153	322	42, 424	480	74, 124	545	58, 688
Animal-specialty.....	12	1, 457	6	678	15	1, 248	25	4, 005	25	4, 075
Poultry.....	109	6, 177	50	1, 164	69	3, 683	79	4, 962	202	18, 262
Self-sufficing.....	31	1, 415	144	4, 012	64	2, 282	131	3, 919	33	974
Abnormal and unclassified.....	245	38, 897	268	9, 829	192	23, 252	161	42, 305	339	131, 896
Labor:										
All types.....	1, 313	1, 868, 409	1, 615	781, 797	921	925, 300	1, 685	1, 271, 413	2, 240	4, 194, 588
General.....	175	161, 459	221	46, 211	120	34, 536	147	54, 750	288	244, 261
Cash-grain.....										
Crop-specialty.....	19	22, 098	280	256, 189	65	240, 986	417	399, 290	22	17, 423
Fruit.....	63	75, 747	54	38, 561	28	38, 666	31	55, 171	195	254, 415
Truck.....	169	232, 731	108	90, 154	74	115, 656	167	110, 141	332	681, 879
Dairy.....	455	617, 438	467	268, 034	296	195, 100	437	309, 440	700	891, 375
Animal-specialty.....	19	30, 786	11	13, 436	26	10, 343	34	28, 261	41	70, 741
Poultry.....	189	102, 403	54	11, 722	87	27, 720	98	25, 873	284	243, 322
Self-sufficing.....	24	9, 945	133	6, 637	66	3, 629	103	4, 265	21	1, 050
Abnormal and unclassified.....	250	719, 802	282	50, 863	159	258, 664	193	280, 346	357	1, 790, 097

AGRICULTURE—MASSACHUSETTS

COUNTY TABLE VIII.—SPECIFIED FARM EXPENDITURES, 1929, BY TYPE OF FARM—Continued

[See NOTE, bottom of p. 8]

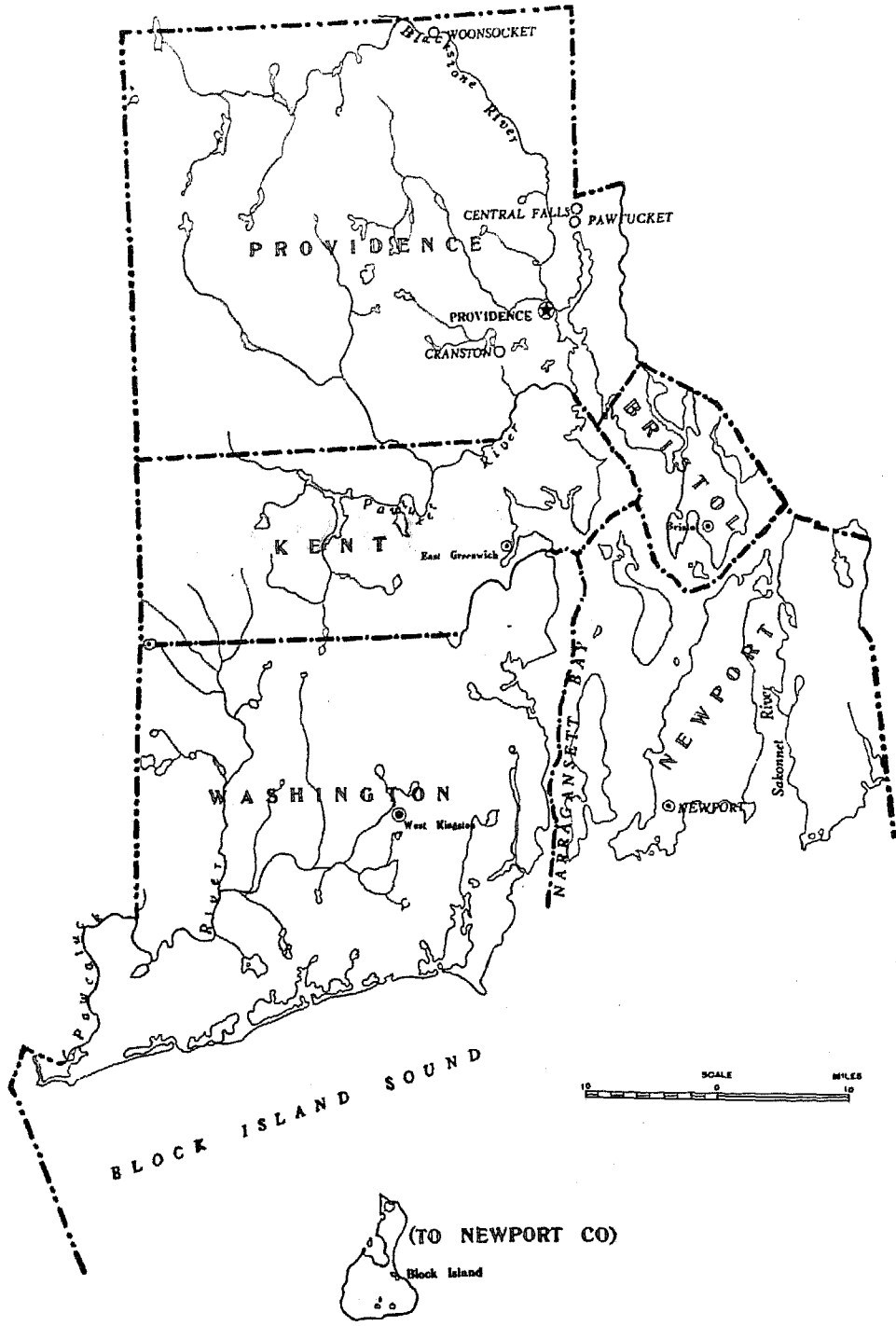
	ITEM AND TYPE (See definitions in Introduction)	NANTUCKET		NORFOLK		PLYMOUTH		SUFFOLK		WORCESTER	
		Farms reporting	Expenditures	Farms reporting	Expenditures	Farms reporting	Expenditures	Farms reporting	Expenditures	Farms reporting	Expenditures
		Number	Dollars	Number	Dollars	Number	Dollars	Number	Dollars	Number	Dollars
1	Feed: All types	20	31,918	948	1,514,445	1,329	1,738,900	17	30,676	4,435	3,919,818
2	General.....			68	36,939	125	59,381			413	190,441
3	Cash-grain.....										
4	Crop-specialty.....			4	1,350	20	9,841			51	14,918
5	Fruit.....			20	9,838	68	23,663			106	45,238
6	Truck.....			54	28,320	74	35,872	8	6,445	98	33,147
7	Dairy.....	16	30,815	318	757,310	375	715,660			1,891	2,355,817
8	Animal-specialty.....			10	10,858	12	15,740			67	33,467
9	Poultry.....			257	439,583	419	735,908			569	747,281
10	Self-sufficing.....			33	5,150	51	9,810			367	71,279
11	Abnormal and unclassified.....	4	1,103	184	175,097	185	131,025	9	24,230	873	428,330
12	Fertilizer: All types	16	2,520	536	80,214	920	127,679	14	16,089	2,571	281,883
13	General.....			54	5,466	114	11,639			290	25,820
14	Cash-grain.....										
15	Crop-specialty.....			3	75	20	4,271			22	11,195
16	Fruit.....			18	2,452	136	15,170			110	30,839
17	Truck.....			64	16,319	92	35,711	7	3,212	107	37,350
18	Dairy.....	12	2,330	155	18,764	222	23,869			1,145	111,323
19	Animal-specialty.....			3	285	4	143			27	1,453
20	Poultry.....			68	2,290	157	6,611			251	11,309
21	Self-sufficing.....			21	461	27	1,074			177	7,674
22	Abnormal and unclassified.....	4	190	150	34,102	148	29,191	7	11,877	442	44,920
23	Labor: All types	16	19,777	673	1,130,179	1,088	1,664,244	21	177,838	2,840	2,366,676
24	General.....			54	52,791	94	76,718			277	208,234
25	Cash-grain.....										
26	Crop-specialty.....			3	1,070	16	7,400			45	38,402
27	Fruit.....			16	25,869	184	517,986			115	207,600
28	Truck.....			55	87,246	78	203,740	10	66,828	87	116,441
29	Dairy.....	12	13,537	228	407,754	284	374,419			1,364	1,170,101
30	Animal-specialty.....			10	11,782	9	4,610			46	26,098
31	Poultry.....			115	100,211	238	131,911			332	157,659
32	Self-sufficing.....			17	816	31	926			139	3,709
33	Abnormal and unclassified.....	4	6,240	175	442,631	134	346,534	11	111,010	435	438,432

RHODE ISLAND

131

RHODE ISLAND

COUNTIES, PRINCIPAL CITIES, AND RIVERS



AGRICULTURE—RHODE ISLAND

BUREAU OF THE CENSUS 133
LIBRARY

COUNTY TABLE I.—FARMS AND FARM ACREAGE, 1930 AND 1929, BY TYPE OF FARM

[See Note, bottom of p. 8]

ITEM AND TYPE OF FARM (See definitions in Introduction)		THE STATE	Bristol	Kent	Newport	Providence	Washington
FARMS, BY TYPE, 1930							
		<i>Number</i>	<i>Number</i>	<i>Number</i>	<i>Number</i>	<i>Number</i>	<i>Number</i>
1	All types.....	3,322	144	592	625	1,340	621
2	General.....	353	16	69	70	109	113
3	Crop-specialty.....	35	—	—	11	13	11
4	Fruit.....	79	3	6	4	58	8
5	Truck.....	174	16	20	47	77	14
6	Dairy.....	1,183	63	145	339	441	198
7	Animal-specialty.....	48	—	12	4	13	19
8	Poultry.....	463	18	119	42	157	127
9	Self-sufficing.....	340	—	73	28	177	62
10	Abnormal.....	458	26	115	53	209	55
11	Institution or country estate.....	31	—	6	5	10	3
12	Part-time.....	370	18	95	43	179	35
13	Boarding and lodging.....	5	—	—	—	—	—
14	Forest-product.....	36	—	10	1	11	14
15	Horse farm, feed lot, or livestock dealer.....	16	1	2	4	6	3
16	Unclassified.....	159	2	33	24	86	14
FARM LAND, BY TYPE							
		<i>Acres</i>	<i>Acres</i>	<i>Acres</i>	<i>Acres</i>	<i>Acres</i>	<i>Acres</i>
17	All land in farms, 1930:						
18	All types.....	279,381	7,605	48,286	37,288	101,173	87,011
19	General.....	32,994	501	3,789	4,508	8,328	15,872
20	Crop-specialty.....	3,702	—	—	592	918	2,102
21	Fruit.....	8,642	82	204	236	6,513	1,607
22	Truck.....	6,245	423	776	1,137	2,795	1,094
23	Dairy.....	118,592	3,096	14,532	23,052	46,147	30,885
24	Animal-specialty.....	8,887	—	2,080	715	839	5,103
25	Poultry.....	30,313	416	6,126	2,014	8,403	13,354
26	Self-sufficing.....	19,928	—	2,867	965	10,174	5,922
27	Abnormal.....	38,005	2,066	11,920	3,111	12,570	8,308
28	Institution or country estate.....	7,097	1,799	623	1,164	1,864	1,857
29	Part-time.....	18,072	297	4,961	1,493	8,606	2,715
30	Boarding and lodging.....	81	—	—	—	—	—
31	Forest-product.....	10,684	—	6,330	—	1,399	2,940
32	Horse farm, feed lot, or livestock dealer.....	2,071	—	—	—	620	987
33	Unclassified.....	12,053	91	3,982	938	4,438	2,604
34	Average acres per farm, 1930:						
35	All types.....	84	53	78	60	76	140
36	General.....	86	31	55	59	76	140
37	Crop-specialty.....	106	—	—	54	71	199
38	Fruit.....	109	27	34	59	112	261
39	Truck.....	36	26	39	25	36	78
40	Dairy.....	100	63	100	69	105	156
41	Animal-specialty.....	185	—	174	179	68	273
42	Poultry.....	65	23	51	48	54	105
43	Self-sufficing.....	59	—	39	34	57	96
44	Abnormal.....	84	84	107	60	60	151
45	Crop land harvested, 1929:						
46	All types.....	55,214	2,509	5,933	13,260	19,937	13,581
47	General.....	6,314	185	584	1,423	1,618	2,504
48	Crop-specialty.....	1,233	—	—	273	274	686
49	Fruit.....	2,300	65	80	146	1,661	343
50	Truck.....	2,164	176	282	704	920	83
51	Dairy.....	28,703	1,343	2,931	8,172	10,234	6,023
52	Animal-specialty.....	1,064	—	157	243	176	518
53	Poultry.....	3,720	118	651	494	997	1,460
54	Self-sufficing.....	2,652	—	342	184	1,413	713
55	Abnormal.....	5,369	583	647	1,120	2,011	1,008
56	Institution or country estate.....	2,184	451	143	724	575	291
57	Part-time.....	2,353	132	367	293	1,219	342
58	Boarding and lodging.....	11	—	—	—	—	—
59	Forest-product.....	543	—	137	—	69	337
60	Horse farm, feed lot, or livestock dealer.....	278	—	—	103	137	38
61	Unclassified.....	1,655	34	259	501	633	238
62	Plowable pasture, 1929:						
63	All types.....	55,205	1,045	4,509	8,058	9,087	12,506
64	General.....	5,164	80	557	1,233	827	2,467
65	Crop-specialty.....	382	—	—	38	85	261
66	Fruit.....	499	—	—	23	145	331
67	Truck.....	514	66	32	192	132	92
68	Dairy.....	17,394	566	1,820	5,285	5,166	4,557
69	Animal-specialty.....	1,470	—	48	299	119	1,004
70	Poultry.....	2,823	51	642	302	612	1,216
71	Self-sufficing.....	2,139	—	318	317	735	769
72	Abnormal.....	3,725	262	610	333	939	1,581
73	Unclassified.....	1,095	20	482	38	327	228
74	Other pasture (excluding woodland), 1929:						
75	All types.....	27,373	1,035	4,413	4,806	10,080	7,029
76	General.....	3,595	46	320	592	902	1,728
77	Crop-specialty.....	487	—	—	70	107	310
78	Fruit.....	796	—	4	2	542	248
79	Truck.....	225	52	20	65	86	2
80	Dairy.....	15,224	747	1,386	3,335	6,388	3,388
81	Animal-specialty.....	1,444	—	1,009	20	83	332
82	Poultry.....	1,862	21	645	190	408	598
83	Self-sufficing.....	974	—	227	56	459	232
84	Abnormal.....	2,313	169	769	344	818	213
85	Unclassified.....	453	—	24	132	297	—

COUNTY TABLE II.—VALUE OF SPECIFIED FARM PROPERTY, 1930, BY TYPE OF FARM

[See NOTE, bottom of p. 8]

ITEM AND TYPE OF FARM (See definitions in Introduction)		THE STATE	Bristol	Kent	Newport	Providence	Washington
		Dollars	Dollars	Dollars	Dollars	Dollars	Dollars
1	Land and buildings:						
2	All types.....	34,507,749	2,079,480	5,430,618	8,193,470	13,288,085	5,535,518
3	General.....	3,371,384	179,300	551,160	886,925	974,991	779,008
4	Crop-specialty.....	334,950			91,000	101,800	142,150
5	Fruit.....	1,199,365	37,000	54,500	74,000	959,865	74,000
6	Truck.....	1,662,580	149,200	290,750	435,120	669,610	120,900
7	Dairy.....	14,558,630	839,460	1,633,270	4,390,750	5,449,065	2,546,055
8	Animal-specialty.....	376,950		57,800	24,200	86,300	208,650
9	Poultry.....	2,900,979	178,600	709,300	334,390	1,012,014	666,675
10	Self-sufficing.....	1,725,670		401,200	162,925	893,880	267,605
11	Abnormal.....	5,649,241	683,400	1,237,638	993,500	2,210,885	523,818
12	Institution or country estate.....	2,988,363	512,100	632,000	567,000	1,051,295	225,968
13	Part-time.....	2,083,450	171,300	479,610	303,400	942,090	187,050
14	Boarding and lodging.....	14,300				14,300	
15	Forest-product.....	272,028		126,028		64,200	81,800
16	Horse farm, feed lot, or livestock dealer.....	291,100			123,100	139,000	29,000
17	Unclassified.....	2,428,000	15,500	495,000	800,600	910,275	206,625
18	Land and buildings, per farm:						
19	All types.....	10,388	14,441	9,173	19,110	9,902	8,914
20	General.....	8,803	11,206	7,988	11,670	8,945	6,894
21	Crop-specialty.....	9,570			8,273	7,331	12,923
22	Fruit.....	15,182	12,333	9,083	18,500	16,549	9,250
23	Truck.....	9,555	9,138	14,538	9,238	8,696	8,686
24	Dairy.....	12,560	13,325	11,294	13,068	12,356	12,859
25	Animal-specialty.....	7,853		4,817	6,050	6,638	10,982
26	Poultry.....	6,266	9,922	5,961	7,922	6,446	5,249
27	Self-sufficing.....	5,076		5,496	5,821	5,050	4,316
28	Abnormal.....	12,498	27,336	11,150	19,106	10,578	9,524
29	Land and buildings, per acre:						
30	All types.....	124	273	117	220	131	64
31	General.....	102	358	145	197	117	49
32	Crop-specialty.....	90			154	111	65
33	Fruit.....	139	451	267	314	147	46
34	Truck.....	266	346	375	376	240	111
35	Dairy.....	125	210	112	190	118	82
36	Animal-specialty.....	42		28	34	97	40
37	Poultry.....	96	429	116	162	120	50
38	Self-sufficing.....	87		140	169	88	45
39	Abnormal.....	149	328	104	319	176	63
40	Farm buildings (including dwellings):						
41	All types.....	17,893,540	922,370	3,169,980	3,539,615	7,189,290	3,072,285
42	General.....	1,684,268	66,700	295,700	437,800	473,998	410,672
43	Crop-specialty.....	171,350			47,200	53,050	71,100
44	Fruit.....	544,820	20,770	32,700	38,450	423,750	28,650
45	Truck.....	822,220	73,800	134,900	196,220	339,100	78,700
46	Dairy.....	7,185,963	337,850	969,950	1,668,145	2,889,880	1,320,638
47	Animal-specialty.....	180,970		27,070	12,600	38,500	102,800
48	Poultry.....	1,801,918	113,050	473,900	205,350	586,388	423,230
49	Self-sufficing.....	1,027,320		249,550	92,050	525,125	160,595
50	Abnormal.....	3,101,286	305,500	749,250	450,500	1,255,186	340,850
51	Institution or country estate.....	1,488,961	228,800	380,500	222,000	510,611	149,050
52	Part-time.....	1,295,625	78,700	319,250	161,500	610,475	125,700
53	Boarding and lodging.....	11,200				11,200	
54	Forest-product.....	128,300		49,500		33,400	45,400
55	Horse farm, feed lot, or livestock dealer.....	177,200			67,000	89,500	20,700
56	Unclassified.....	1,373,925	6,200	236,960	391,300	604,815	135,650
57	Farmers' dwellings:						
58	All types.....	9,849,636	525,200	1,813,550	1,850,824	3,957,100	1,702,962
59	General.....	1,022,707	42,800	193,150	256,600	277,400	249,757
60	Crop-specialty.....	101,550			32,100	32,900	36,550
61	Fruit.....	299,100	14,000	18,200	16,000	231,200	19,600
62	Truck.....	533,674	47,800	77,300	131,374	218,700	58,400
63	Dairy.....	3,645,515	186,050	411,700	893,450	1,538,300	640,015
64	Animal-specialty.....	118,000		18,700	9,300	24,200	65,800
65	Poultry.....	1,205,750	77,700	322,150	121,650	397,000	287,250
66	Self-sufficing.....	739,701		191,150	59,900	375,650	113,001
67	Abnormal.....	1,687,489	153,050	439,950	229,200	680,000	185,289
68	Institution or country estate.....	590,589	96,350	160,500	140,000	140,700	53,039
69	Part-time.....	933,450	56,700	243,950	77,700	469,950	85,150
70	Boarding and lodging.....	10,700				10,700	
71	Forest-product.....	91,850		35,500		23,950	32,400
72	Horse farm, feed lot, or livestock dealer.....	60,900			11,500	34,700	14,700
73	Unclassified.....	496,250	3,800	141,250	122,250	181,650	47,300
74	Implements and machinery:						
75	All types.....	2,718,369	138,742	469,668	573,677	1,002,270	533,894
76	General.....	213,217	12,235	34,235	59,555	60,011	47,131
77	Crop-specialty.....	48,785			4,950	4,110	39,725
78	Fruit.....	83,519	1,100	3,800	5,774	66,375	6,470
79	Truck.....	176,147	15,300	29,160	36,776	91,466	9,445
80	Dairy.....	1,331,591	62,610	179,130	317,714	547,462	274,675
81	Animal-specialty.....	28,225		5,400	2,100	13,475	7,250
82	Poultry.....	198,387	9,625	42,365	21,050	63,236	62,111
83	Self-sufficing.....	89,025		13,615	11,850	34,420	29,140
84	Abnormal.....	389,956	36,772	153,550	72,913	78,424	48,297
85	Unclassified.....	109,517	1,100	8,381	46,995	43,291	9,750

AGRICULTURE—RHODE ISLAND

COUNTY TABLE III.—VALUE OF FARM PRODUCTS SOLD, TRADED, OR USED BY OPERATOR'S FAMILY; AND RECEIPTS FROM BOARDERS, ETC.; 1929, BY TYPE OF FARM

[Due to crop failure, new operations, etc., the farms reporting specific items will not always agree with those reporting "All products," as the latter represent the total number of farms of each type in the county; also see NOTE, bottom of p. 8]

CLASS OF PRODUCT AND TYPE OF FARM (See definitions in Introduction)	THE STATE		BRISTOL		KENT		NEWPORT		PROVIDENCE		WASHINGTON	
	Farms reporting	Value	Farms reporting	Value	Farms reporting	Value	Farms reporting	Value	Farms reporting	Value	Farms reporting	Value
All products (sold, traded, or used by operator's family):	<i>Number</i>	<i>Dollars</i>	<i>Number</i>	<i>Dollars</i>	<i>Number</i>	<i>Dollars</i>	<i>Number</i>	<i>Dollars</i>	<i>Number</i>	<i>Dollars</i>	<i>Number</i>	<i>Dollars</i>
All types.....	3,183	9,910,534	142	505,355	559	1,288,900	601	2,011,749	1,254	4,402,940	807	1,723,690
General.....	383	618,922	16	24,124	69	96,018	76	177,773	109	171,419	113	149,538
Crop-specialty.....	35	127,431					11	33,423	13	6,572	11	87,236
Fruit.....	79	327,502	3	10,990	6	17,684	4	31,040	58	235,052	8	33,036
Truck.....	174	458,285	16	34,622	20	72,503	47	178,233	77	140,884	14	81,993
Dairy.....	1,183	6,183,120	63	346,077	145	699,478	336	1,324,645	441	2,891,789	198	921,157
Animal-specialty.....	43	125,815			12	32,165	4	13,955	13	47,391	19	32,304
Poultry.....	463	1,001,474	18	36,951	119	217,012	42	111,628	157	335,444	127	300,439
Self-sufficing.....	340	159,099			73	29,940	28	18,933	177	70,636	62	39,584
Abnormal.....	458	903,580	26	52,591	115	102,094	53	121,599	209	603,673	55	123,353
Crops (incl. plants, flowers, etc.), sold or traded:												
All types.....	1,700	1,475,787	94	78,879	216	141,956	412	455,869	633	543,267	355	250,816
General.....	317	207,631	12	3,923	51	35,873	70	77,778	87	59,485	97	30,624
Crop-specialty.....	35	102,676					11	19,810	13	4,615	11	78,251
Fruit.....	79	280,342	3	10,490	6	13,804	4	29,445	58	197,832	8	28,768
Truck.....	173	369,245	16	26,651	19	50,350	47	143,795	77	116,218	14	27,231
Dairy.....	559	330,165	32	25,991	56	28,733	218	167,361	180	71,281	103	46,799
Animal-specialty.....	22	5,160			6	928	3	840	5	1,400	8	1,992
Poultry.....	184	42,562	8	2,485	53	6,882	16	5,403	63	9,593	64	18,194
Self-sufficing.....	122	12,430			19	1,774	19	2,173	59	6,253	25	2,230
Abnormal.....	179	125,520	13	9,339	26	3,612	24	14,258	91	81,590	25	16,727
Livestock, sold or traded:												
All types.....	1,684	1,045,841	63	16,925	265	102,370	491	156,861	573	564,901	352	205,094
General.....	247	59,656	2	100	48	8,950	51	15,005	63	18,992	83	16,639
Crop-specialty.....	11	2,186					3	460	1	200	6	1,153
Fruit.....	22	3,164			2	73	4	833	1	2	1	34
Truck.....	33	4,341	4	455	7	773	14	991	6	1,492	2	630
Dairy.....	926	563,271	46	14,225	109	48,209	293	96,386	333	267,912	145	136,539
Animal-specialty.....	47	81,877			12	17,552	4	8,525	13	35,237	18	20,533
Poultry.....	173	39,028	4	185	39	9,888	22	3,558	65	18,977	43	6,322
Self-sufficing.....	89	6,338			14	665	11	952	34	2,381	30	2,340
Abnormal.....	136	285,950	7	1,900	34	15,776	29	30,391	42	216,950	24	20,874
Livestock products, sold or traded:												
All types.....	2,564	6,295,732	116	358,671	441	819,308	531	1,201,840	914	2,890,177	562	1,025,736
General.....	340	209,772	15	12,305	59	28,787	67	58,946	91	53,568	108	56,166
Crop-specialty.....	13	13,000					5	9,955	1	20	7	3,021
Fruit.....	36	20,461			3	1,534	3	1,672	28	17,676	2	1,069
Truck.....	55	35,123	4	4,326	8	13,057	23	14,006	13	2,824	7	910
Dairy.....	1,183	4,869,233	63	279,043	145	572,156	336	960,932	441	2,395,038	198	662,064
Animal-specialty.....	34	23,436			10	3,184	4	3,040	7	8,093	13	4,119
Poultry.....	463	793,832	18	29,368	119	170,884	42	91,143	157	269,284	127	236,173
Self-sufficing.....	180	27,495			33	4,760	19	3,713	76	11,601	52	7,421
Abnormal.....	260	303,374	16	33,629	64	19,916	32	59,973	100	135,073	48	54,783
Forest products sold:												
All types.....	458	162,332	4	2,016	102	40,072	20	4,714	178	61,256	154	41,324
General.....	102	20,983	1	96	16	2,657	6	599	32	8,959	47	8,672
Crop-specialty.....	5	1,160							1	500	4	660
Fruit.....	12	4,011			3	205	1	420	7	3,306	2	500
Truck.....	3	725			1	265	7	1,222	79	27,360	36	5,710
Dairy.....	157	40,011	2	1,500	33	3,910	1	1,222			1	40
Animal-specialty.....	6	920			2	120			1	48	15	3,727
Poultry.....	51	9,010			12	895			15	3,727	23	4,340
Self-sufficing.....	49	4,594			14	835	2	325	18	1,801	15	1,633
Abnormal.....	73	70,968	1	120	21	31,185	3	2,100	26	15,594	22	21,969
Farm products used by operator's family:												
All types.....	3,117	940,792	142	48,884	554	163,194	595	192,475	1,230	333,539	566	197,720
General.....	376	120,800	16	7,700	66	19,751	74	25,447	108	30,415	112	37,487
Crop-specialty.....	31	8,403					10	3,025	11	1,237	10	4,141
Fruit.....	77	19,824	3	500	6	1,631	4	1,260	57	18,778	7	2,665
Truck.....	171	48,851	16	3,190	19	8,058	46	14,071	77	20,350	13	3,182
Dairy.....	1,172	330,446	68	25,018	144	46,470	336	103,744	433	130,169	196	70,045
Animal-specialty.....	45	14,422			12	5,381	4	1,550	13	2,661	16	4,380
Poultry.....	462	117,042	18	4,913	119	29,385	42	11,471	156	36,863	127	35,410
Self-sufficing.....	340	103,242			73	21,612	28	11,770	177	48,600	62	25,960
Abnormal.....	443	122,762	28	7,543	115	31,606	51	15,147	198	54,466	63	14,000
RECEIPTS FROM BOARDERS, LODGERS, ETC.												
All types.....	133	70,618	1	520	22	16,633	18	12,765	45	30,868	47	19,532
General.....	29	11,968			5	1,673	3	1,245	7	2,725	14	6,318
Crop-specialty.....	4	2,300							5	2,667	1	2,300
Fruit.....	6	2,937										270
Truck.....	1	520	1	520								
Dairy.....	38	15,523			4	1,769	5	2,040	14	4,470	15	7,244
Animal-specialty.....	5	1,201			1	1	1	100	2	600	1	500
Poultry.....	17	4,369			5	1,365	1	200	5	2,194	6	610
Self-sufficing.....	11	4,572			1	200	2	200	5	2,422	3	1,750
Abnormal.....	22	27,230			6	11,620	6	8,980	7	5,790	3	540

COUNTY TABLE IV.—SPECIFIED LIVESTOCK, 1930, AND LIVESTOCK PRODUCTS, 1929, BY TYPE OF FARM

[See NOTE, bottom of p. 8]

	TYPE OF FARM, BY CLASS OF ANIMALS (See definitions in Introduction)	THE STATE		BRISTOL		KENT		NEWPORT		PROVIDENCE		WASHINGTON	
		Farms reporting	Animals or quantity	Farms reporting	Animals or quantity	Farms reporting	Animals or quantity	Farms reporting	Animals or quantity	Farms reporting	Animals or quantity	Farms reporting	Animals or quantity
1	General farms:												
2	Horses and mules, excluding colts.....number..	204	340	14	24	25	28	41	72	53	81	71	135
3	Cows and heifers kept mainly for milk.....number..	291	1,011	13	41	46	117	63	293	79	256	90	304
4	Other cattle, including calves.....number..	23	66	1	15	5	12	4	19	3	3	10	17
5	Sows and gilts.....number..	232	1,116	6	41	40	139	54	319	54	206	78	411
6	Other hogs, excl. pigs under 3 mos. old.....number..	12	19	1	7	5	8	3	4	2	3	7	12
7	Crop-specialty farms:												
8	Horses and mules, excluding colts.....number..	15	29					6	11	2	6	7	12
9	Cows and heifers kept mainly for milk.....number..	12	74					5	57	1	2	6	15
10	Other cattle, including calves.....number..	11	50					5	24	1	5	5	27
11	Other hogs, excl. pigs under 3 mos. old.....number..	3	4					2	3			1	1
12	Fruit farms:												
13	Horses and mules, excluding colts.....number..	36	60	1	1	2	2	3	9	28	44	2	4
14	Cows and heifers kept mainly for milk.....number..	37	81			3	3	3	4	26	63	5	11
15	Other cattle, including calves.....number..	22	73			2	4	3	3	12	54	5	12
16	Sows and gilts.....number..	1	2							1	2		
17	Other hogs, excl. pigs under 3 mos. old.....number..	3	17							2	8	1	9
18	Truck farms:												
19	Horses and mules, excluding colts.....number..	100	130	13	18	5	8	33	50	46	51	3	3
20	Cows and heifers kept mainly for milk.....number..	70	191	5	20	10	41	31	103	20	23	4	4
21	Other cattle, including calves.....number..	4	6	2	4			1	1	1	1		
22	Sows and gilts.....number..	33	96	3	9	4	19	20	56	4	9	2	3
23	Other hogs, excl. pigs under 3 mos. old.....number..	4	20			1	2	1	1	2	17		
24	Dairy farms:												
25	Horses and mules, excluding colts.....number..	791	1,614	44	88	60	103	283	591	299	527	135	300
26	Cows and heifers kept mainly for milk.....number..	1,143	15,727	59	798	136	1,784	330	4,273	432	6,513	186	2,359
27	Other cattle, including calves.....number..	22	120	1	2	5	23	1	8	7	63	8	24
28	Sows and gilts.....number..	999	8,737	56	534	128	1,362	312	2,462	340	3,020	163	1,559
29	Other hogs, excl. pigs under 3 mos. old.....number..	47	166	4	10	4	6	20	54	9	75	10	21
30	Animal-specialty farms:												
31	Horses and mules, excluding colts.....number..	25	46			4	2	3	10	5	12	13	22
32	Cows and heifers kept mainly for milk.....number..	27	130			9	43	4	20	7	86	7	31
33	Other cattle, including calves.....number..	3	4			1	2	1	1		1	1	1
34	Sows and gilts.....number..	33	295			11	77	4	65	7	58	11	95
35	Other hogs, excl. pigs under 3 mos. old.....number..	6	91			1	4	1	4	4	83		
36	Poultry farms:												
37	Horses and mules, excluding colts.....number..	171	226	7	10	38	48	20	37	53	59	53	72
38	Cows and heifers kept mainly for milk.....number..	227	440	6	9	51	92	28	76	77	139	65	124
39	Other cattle, including calves.....number..	21	41			5	5			6	15	10	21
40	Sows and gilts.....number..	169	441	4	14	33	79	23	54	55	139	54	155
41	Other hogs, excl. pigs under 3 mos. old.....number..	5	12	1	2			1	2	2	6	1	2
42	Self-sufficing farms:												
43	Horses and mules, excluding colts.....number..	159	201			36	43	21	29	66	85	36	44
44	Cows and heifers kept mainly for milk.....number..	189	326			41	61	22	51	80	130	46	84
45	Other cattle, including calves.....number..	6	7			1	1			2	2	3	4
46	Sows and gilts.....number..	125	357			28	70	13	50	52	109	32	128
47	Other hogs, excl. pigs under 3 mos. old.....number..	5	10					1	1	3	8	1	1
48	Abnormal and unclassified farms:												
49	Horses and mules, excluding colts.....number..	198	524	15	43	34	61	34	180	89	158	26	82
50	Cows and heifers kept mainly for milk.....number..	253	1,191	15	77	53	161	45	254	101	515	39	184
51	Other cattle, including calves.....number..	12	27			4	5			4	17	4	5
52	Sows and gilts.....number..	181	1,020	13	166	44	138	35	127	57	346	32	243
53	Other hogs, excl. pigs under 3 mos. old.....number..	21	98	3	26	6	9	4	5	5	51	3	7
54	Other hogs, excl. pigs under 3 mos. old.....number..	65	844	10	253	16	38	11	24	19	491	9	38
55	SPECIFIED ITEMS, BY TWO TYPES OF FARMS												
56	Steers, 2 years old and over.....Ranches.....number..												
57	All other.....number..		175		23		15		51		53		33
58	Sheep, excluding lambs.....Ranches.....number..												
59	All other.....number..	100	1,849	3	33	14	163	27	560	13	159	43	944
60	All cows milked.....Dairy.....number..	1,183	16,698	63	875	145	1,920	336	4,382	441	7,112	198	2,409
61	All other.....number..	1,193	3,837	42	201	237	640	206	843	402	1,262	306	891
62	Of beef or dual-purpose.....Dairy.....number..	50	173	2	5	6	21	8	21	22	77	12	49
63	breeding.....number..	70	193	1	5	13	53	8	39	23	31	25	65
64	Milk produced.....Dairy.....No. and gals..	1,183	12,778,157	63	709,792	145	1,446,688	336	3,166,887	441	5,753,141	198	1,701,649
65	All other.....No. and gals..	1,193	2,111,631	42	120,020	237	317,467	206	504,546	402	730,679	306	438,919
66	Production, per cow.....Dairy.....gallons..		765		811		753		723		809		706
67	All other.....gallons..		550		597		496		599		579		493
68	Whole milk sold.....Dairy.....gallons..		12,188,607		690,186		1,349,547		3,033,129		5,535,445		1,580,300
69	All other.....gallons..		1,333,191		74,621		200,058		370,938		482,829		204,745
70	Cream sold as butterfat.....Dairy.....pounds..		9,530								8,600		930
71	All other.....pounds..		66				6						60
72	Chickens over 3 months old.....Poultry.....number..	455	137,648	18	4,635	117	27,545	42	14,566	154	50,838	124	40,064
73	on farms, Apr. 1, 1930.....All other.....number..	2,129	167,085	101	10,019	373	23,233	465	38,498	778	62,818	412	32,517
74	Chicken eggs produced.....Poultry.....dozens..		1,269,170		47,188		281,513		125,976		445,494		388,999
75	All other.....dozens..		1,199,536		78,350		161,705		290,562		411,946		256,973
76	Production, per chicken.....Poultry.....dozens..		9.2		10.2		10.2		8.6		8.8		8.2
77	on hand.....All other.....dozens..		7.2		7.8		7.0		7.5		6.6		7.9

AGRICULTURE—RHODE ISLAND

137

COUNTY TABLE V.—TYPE OF FARM, BY SIZE, 1930

[See NOTE, bottom of p. 8]

	TYPE AND SIZE (See definitions in Introduction)						THE STATE	TYPE AND SIZE (See definitions in Introduction)						THE STATE
	Bristol	Kent	New-port	Provi-dence	Wash-ington	Bristol		Kent	New-port	Provi-dence	Wash-ington			
1	General farms:							Dairy farms—Continued						
2	Number	Number	Number	Number	Number	Number	Number	Number	Number	Number	Number	Number	Number	
3	Under 3 acres	7	5	11	2	41	175 to 250 acres	83	3	9	10	36	25	
4	3 to 9 acres	36	12	11	8	42	250 to 499 acres	54	1	7	8	15	23	
5	10 to 19 acres	44	6	9	13	43	500 to 999 acres	11	1	1	5	5		
6	20 to 49 acres	71	5	12	20	44	1,000 to 4,999 acres	4			2	2		
7	50 to 99 acres	105	4	18	31	33								
8	100 to 174 acres	76		11	8	19	Animal-specialty farms:							
9	175 to 250 acres	27		2	4	15	10 to 19 acres	7		3		4		
10	250 to 499 acres	13		1	4	4	20 to 49 acres	9		2	1	3		
11	500 to 999 acres	4				4	50 to 99 acres	10		3		3		
12						48	100 to 174 acres	8		2	1	2		
13	Crop-specialty farms:					49	175 to 250 acres	4		1	1	2		
14	3 to 9 acres	2			2	50	250 to 499 acres	6		1	1	4		
15	10 to 19 acres	3		2	1	51	500 to 999 acres	2				2		
16	20 to 49 acres	12		5	5	52	1,000 to 4,999 acres	2		1		1		
17	50 to 99 acres	3		2	1									
18	100 to 174 acres	9		2	2	5	Poultry farms:							
19	175 to 250 acres	4			2	2	Under 3 acres	35	2	16	5	7		
20	250 to 499 acres	1			1	1	3 to 9 acres	70	3	27	2	25		
21	500 to 999 acres	1			1	1	10 to 19 acres	64	8	11	8	26		
22						56	20 to 49 acres	99	2	23	15	33		
23	Fruit farms:					57	50 to 99 acres	104	2	26	7	40		
24	3 to 9 acres	5	2		3	58	100 to 174 acres	57	1	9	2	21		
25	10 to 19 acres	5	1		2	1	175 to 250 acres	21		4	2	1		
26	20 to 49 acres	23	2	2	3	14	250 to 499 acres	10		2	1	4		
27	50 to 99 acres	20			20	61	500 to 999 acres	2		1		1		
28	100 to 174 acres	12		1	1	8	1,000 to 4,999 acres	1				1		
29	175 to 250 acres	8			8	8								
30	250 to 499 acres	4			2	2	Self-sufficing farms:							
31	500 to 999 acres	1			1	1	Under 3 acres	2		1	1			
32	1,000 to 4,999 acres	1			1	1	3 to 9 acres	46		13	4	24		
33						64	10 to 19 acres	54		15	10	24		
34	Truck farms:					65	20 to 49 acres	80		22	7	40		
35	Under 3 acres	3	1	1		66	50 to 99 acres	90		13	4	58		
36	3 to 9 acres	41	2	4	9	19	100 to 174 acres	46		9	1	21		
37	10 to 19 acres	44	5	3	18	18	175 to 250 acres	20		1	1	10		
38	20 to 49 acres	49	6	5	14	22	250 to 499 acres	2				2		
39	50 to 99 acres	23	2	6	5	10								
40	100 to 174 acres	10		1	1	5	Abnormal farms:							
	175 to 250 acres	3			2	2	Under 3 acres	19	4	6	3	6		
	250 to 499 acres	1			1	1	3 to 9 acres	85	7	27	8	40		
						71	10 to 19 acres	70	3	16	14	33		
						72	20 to 49 acres	85	5	16	14	42		
						73	50 to 99 acres	82	3	17	4	48		
						74	100 to 174 acres	66	1	20	6	25		
						75	175 to 250 acres	19		3	2	8		
						76	250 to 499 acres	21	1	6	1	7		
						77	500 to 999 acres	9	2	2	1			
						78	1,000 to 4,999 acres	2		2				

AGRICULTURE—RHODE ISLAND

COUNTY TABLE VI.—TYPE OF FARM, BY SPECIFIED VALUE OF FARM PRODUCTS SOLD, TRADED, OR USED BY OPERATOR'S FAMILY, 1929

[See NOTE, bottom of p. 8]

	TYPE, BY VALUE OF PRODUCTS (See definitions in Introduction)						THE STATE	TYPE, BY VALUE OF PRODUCTS (See definitions in Introduction)						
	THE STATE	Bristol	Kent	New-port	Providence	Washing-ton		THE STATE	Bristol	Kent	New-port	Providence	Washing-ton	
	Number	Number	Number	Number	Number	Number	Number	Number	Number	Number	Number	Number	Number	
General farms:														
1 Under \$250.....	8		4		4		46	Dairy farms—Continued	67	4	10	14	20	19
2 \$250-\$399.....	24		5	3	11	5	47	\$600-\$999.....	80	4	14	29	20	13
3 \$400-\$599.....	40	1	7	6	6	20	48	\$1,000-\$1,499.....	226	3	22	76	81	44
4 \$600-\$999.....	98	6	21	14	30	27	49	\$1,500-\$2,499.....	250	12	41	78	84	35
5 \$1,000-\$1,499.....	86	6	13	18	19	30	50	\$2,500-\$3,999.....	216	14	22	75	75	30
6 \$1,500-\$2,499.....	66	1	13	15	16	21	51	\$4,000-\$5,999.....	182	11	19	41	82	29
7 \$2,500-\$3,999.....	27		2	5	13	7	52	\$6,000-\$9,999.....	86	9	6	9	57	10
8 \$4,000-\$5,999.....	17	2	2	9	2	2	53	\$10,000-\$19,999.....	33	1	6	3	12	6
9 \$6,000-\$9,999.....	11			5	5	1		\$20,000 and over.....						
10 \$10,000-\$19,999.....	3		1	1	1			Animal-specialty farms:						
11 \$20,000 and over.....	3		1		2			\$250-\$399.....	1				2	1
								\$400-\$599.....	6		1		2	3
								\$600-\$999.....	5		1		2	2
								\$1,000-\$1,499.....	8		2		2	4
								\$1,500-\$2,499.....	7		3	1	3	3
								\$2,500-\$3,999.....	9		1	2	3	3
								\$4,000-\$5,999.....	9		4	1	2	2
								\$6,000-\$9,999.....	2				1	1
								\$10,000-\$19,999.....	1				1	
								\$20,000 and over.....						
								Poultry farms:						
								Under \$250.....	8		6		2	
								\$250-\$399.....	19		6		10	3
								\$400-\$599.....	42	1	11	1	17	12
								\$600-\$999.....	97	3	29	10	27	28
								\$1,000-\$1,499.....	94	6	28	7	27	26
								\$1,500-\$2,499.....	85	5	18	9	25	28
								\$2,500-\$3,999.....	68	1	12	7	29	17
								\$4,000-\$5,999.....	26	1	6	4	12	3
								\$6,000-\$9,999.....	16	1	2	3	5	5
								\$10,000-\$19,999.....	9			1	3	5
								\$20,000 and over.....	1		1			
								Self-sufficing farms:						
								Under \$250.....	95		23	4	65	3
								\$250-\$399.....	93		16	3	50	18
								\$400-\$599.....	61		22	5	22	12
								\$600-\$999.....	57		10	9	20	18
								\$1,000-\$1,499.....	31		2	7	11	11
								\$1,500-\$2,499.....	8				3	
								Abnormal farms:						
								Under \$250.....	124	2	36	6	70	1
								\$250-\$399.....	87	7	19	11	42	8
								\$400-\$599.....	96	4	31	8	37	16
								\$600-\$999.....	86	5	18	18	31	14
								\$1,000-\$1,499.....	14	3	2	2	3	4
								\$1,500-\$2,499.....	10	1	2	4	3	3
								\$2,500-\$3,999.....	7	1	1		2	3
								\$4,000-\$5,999.....	11	1	3	1	4	2
								\$6,000-\$9,999.....	4	1	3			
								\$10,000-\$19,999.....	8			1	3	3
								\$20,000 and over.....	11			2	8	1
								Truck farms:						
								Under \$250.....	3		2		1	
								\$250-\$399.....	7	2	1		3	
								\$400-\$599.....	9	2	3		4	
								\$600-\$999.....	24	2	3		14	
								\$1,000-\$1,499.....	35	3	8		20	
								\$1,500-\$2,499.....	37	2	8		19	
								\$2,500-\$3,999.....	27	4	10		9	
								\$4,000-\$5,999.....	11	1	5		3	
								\$6,000-\$9,999.....	12		8		2	
								\$10,000-\$19,999.....	7	1	3		3	
								\$20,000 and over.....	2		2		2	
								Dairy farms:						
								Under \$250.....	5		2	2	1	88
								\$250-\$399.....	38	5	3	9	10	11
								\$400-\$599.....						

AGRICULTURE—RHODE ISLAND

COUNTY TABLE VII.—TYPE OF FARM, BY TENURE OF FARM OPERATOR, 1930

[See NOTE, bottom of p. 8]

TYPE, BY TENURE OF OPERATOR (See definitions in Introduction)	THE STATE	Bristol	Kent	Newport	Providence	Washington	TYPE, BY TENURE OF OPERATOR (See definitions in Introduction)	THE STATE	Bristol	Kent	Newport	Providence	Washington
General farms:	Number	Number	Number	Number	Number	Number	Dairy farms—Continued	Number	Number	Number	Number	Number	Number
Full owners.....	312	9	63	52	96	92	Tenants—	174	11	15	91	39	18
Part owners.....	23	4	3	10	2	4	Cash.....	24			10	5	9
Managers.....	17	2	2	6	2	5	Other.....						
Tenants—							Animal-specialty farms:						
Cash.....	24	1	1	6	6	10	Full owners.....	34		10		11	13
Other.....	7			2	3	2	Part owners.....	7		2	4		1
Crop-specialty farms:							Managers.....	1					1
Full owners.....	25			6	13	6	Tenants—						
Part owners.....	2			1		1	Cash.....	3				1	2
Managers.....	1					1	Other.....	3				1	2
Tenants—							Poultry farms:						
Cash.....	4			4			Full owners.....	398	15	111	27	137	108
Other.....	3					3	Part owners.....	12	1	1	2	5	3
Fruit farms:							Managers.....	3			2		1
Full owners.....	71	3	6	4	52	6	Tenants—						
Part owners.....	3				2	1	Cash.....	31	2	3	8	9	9
Managers.....	2				2	2	Other.....	19		4	3	6	6
Tenants—							Self-sufficing farms:						
Cash.....	2				1	1	Full owners.....	308		71	21	164	52
Other.....	1				1		Part owners.....	7			3	3	1
Truck farms:							Tenants—						
Full owners.....	104	10	17	19	51	7	Cash.....	19		2	4	10	3
Part owners.....	43	3	3	17	17	3	Other.....	6					6
Managers.....	1	1					Abnormal and unclassified farms:						
Tenants—							Full owners.....	491	10	123	51	252	49
Cash.....	21	1		9	8	3	Part owners.....	18		1	10	3	4
Other.....	5	1		2	1	1	Managers.....	39	6	7	5	15	6
Dairy farms:							Tenants—						
Full owners.....	780	29	118	164	331	138	Cash.....	57	6	14	10	21	6
Part owners.....	170	19	9	69	52	21	Other.....	12		3	1	4	4
Managers.....	35	4	3	2	14	12							

COUNTY TABLE VIII.—SPECIFIED FARM EXPENDITURES, 1929, BY TYPE OF FARM

[See NOTE, bottom of p. 8]

ITEM AND TYPE (See definitions in Introduction)	THE STATE		BRISTOL		KENT		NEWPORT		PROVIDENCE		WASHINGTON	
	Farms reporting	Expenditures	Farms reporting	Expenditures	Farms reporting	Expenditures	Farms reporting	Expenditures	Farms reporting	Expenditures	Farms reporting	Expenditures
	Number	Dollars	Number	Dollars	Number	Dollars	Number	Dollars	Number	Dollars	Number	Dollars
Feed:												
All types.....	2,882	8,047,274	134	183,474	615	417,253	573	628,463	1,083	1,291,021	577	519,083
General.....	353	177,756	16	14,705	52	25,208	73	46,324	94	47,813	108	43,706
Crop-specialty.....	19	12,091					6	8,185	4	932	9	2,974
Fruit.....	63	21,671	3	360	6	1,955	3	500	4	16,153	6	2,673
Truck.....	145	52,876	14	4,817	14	7,527	43	18,373	68	19,764	6	2,395
Dairy.....	1,145	1,984,774	61	126,169	142	220,821	324	444,547	424	917,353	194	275,884
Animal-specialty.....	41	30,924			10	7,520	4	4,364	9	9,272	18	9,768
Poultry.....	447	461,955	18	20,889	116	108,313	41	44,743	147	157,192	125	130,818
Self-sufficing.....	270	42,872			62	13,460	24	3,705	127	18,792	57	6,715
Abnormal and unclassified.....	409	262,555	22	26,534	103	32,419	55	55,722	175	103,750	54	44,130
Fertilizer:												
All types.....	1,890	336,196	88	20,550	306	51,582	459	115,903	803	90,080	424	58,101
General.....	271	32,947	13	1,212	44	4,519	62	14,135	65	6,401	87	6,680
Crop-specialty.....	15	12,494					6	4,238	2	700	7	7,556
Fruit.....	61	18,893	2	410	4	620	2	2,375	48	13,180	5	2,308
Truck.....	163	63,482	16	5,742	18	15,294	46	19,106	60	20,276	14	3,064
Dairy.....	779	128,218	44	9,233	88	9,265	206	60,366	233	26,723	148	22,631
Animal-specialty.....	23	1,456			7	257	2	197	4	558	10	444
Poultry.....	199	11,359	9	1,164	54	2,033	12	756	49	2,995	75	4,361
Self-sufficing.....	139	4,426			38	1,103	19	878	47	1,082	35	1,383
Abnormal and unclassified.....	240	62,921	14	2,789	53	18,441	44	13,852	86	18,145	43	9,694
Labor:												
All types.....	1,885	2,278,788	98	182,392	254	200,692	384	591,374	738	957,357	413	394,373
General.....	230	128,665	6	5,002	35	26,161	55	35,693	61	36,686	73	25,123
Crop-specialty.....	15	22,133					2	3,000	4	1,325	9	17,808
Fruit.....	57	85,334	3	3,050	4	1,550	3	8,840	41	65,357	6	6,537
Truck.....	115	97,204	13	8,042	10	9,136	29	40,455	51	31,231	12	3,340
Dairy.....	879	1,043,955	51	79,776	100	104,346	211	206,515	356	470,432	161	182,836
Animal-specialty.....	36	20,261			9	2,010	4	2,450	8	6,805	15	8,990
Poultry.....	220	86,269	10	5,170	42	16,613	22	13,623	71	24,438	75	26,425
Self-sufficing.....	102	4,335			13	454	11	441	53	2,315	25	1,125
Abnormal and unclassified.....	231	738,632	15	31,352	41	40,422	47	280,361	91	319,318	37	117,189



CONNECTICUT

141

AGRICULTURE—CONNECTICUT

143

COUNTY TABLE I.—FARMS AND FARM ACREAGE, 1930 AND 1929, BY TYPE OF FARM

[See Note, bottom of p. 8]

ITEM AND TYPE OF FARM (See definitions in Introduction)		THE STATE	Fairfield	Hartford	Litch- field	Middle- sex	New Haven	New London	Tolland	Wind- ham
FARMS, BY TYPE, 1930										
		<i>Number</i>	<i>Number</i>	<i>Number</i>	<i>Number</i>	<i>Number</i>	<i>Number</i>	<i>Number</i>	<i>Number</i>	<i>Number</i>
1	All types.....	17,185	2,081	3,743	2,174	1,282	2,155	2,327	1,553	1,900
2	General.....	1,669	184	1,190	248	185	249	270	152	191
3	Crop-specialty.....	1,579	25	1,186	77	42	40	48	119	42
4	Fruit.....	317	36	1,106	30	12	84	19	12	18
5	Truck.....	615	78	143	23	24	254	48	16	29
6	Dairy.....	5,504	637	842	1,153	291	705	828	456	602
7	Animal-specialty.....	226	11	34	52	5	19	50	23	32
8	Poultry.....	2,028	207	286	201	170	329	291	183	361
9	Self-sufficing.....	1,681	248	292	135	170	141	289	177	229
10	Abnormal.....	2,966	572	537	201	345	247	395	344	325
11	Institution or country estate.....	294	191	27	21	7	15	15	3	15
12	Part-time.....	2,325	351	468	133	273	183	334	306	277
13	Boarding and lodging.....	164	19	20	19	41	19	24	10	12
14	Forest-product.....	112	6	9	12	23	21	12	18	11
15	Horse farm, feed lot, or livestock dealer.....	71	5	13	16	1	9	10	7	10
16	Unclassified.....	610	93	127	54	18	87	89	71	71
FARM LAND, BY TYPE										
All land in farms, 1930:										
		<i>Acres</i>	<i>Acres</i>	<i>Acres</i>	<i>Acres</i>	<i>Acres</i>	<i>Acres</i>	<i>Acres</i>	<i>Acres</i>	<i>Acres</i>
17	All types.....	1,509,279	142,404	249,615	279,582	103,092	149,951	249,238	140,127	188,270
18	General.....	151,355	9,700	11,870	30,341	18,515	15,567	31,190	13,950	20,222
19	Crop-specialty.....	122,922	2,845	78,603	8,139	4,553	4,530	9,395	10,082	4,775
20	Fruit.....	28,504	2,359	8,858	1,498	2,163	7,441	3,352	883	2,040
21	Truck.....	29,450	2,633	7,210	1,264	1,371	11,078	3,104	1,035	1,755
22	Dairy.....	682,710	62,619	88,379	176,041	31,144	73,313	111,157	57,624	82,433
23	Animal-specialty.....	29,841	817	2,144	8,937	796	1,186	7,566	4,436	3,959
24	Poultry.....	107,045	9,183	10,582	11,921	7,905	10,964	20,926	11,062	24,582
25	Self-sufficing.....	99,510	9,253	12,408	9,258	11,217	6,001	23,007	13,056	15,310
26	Abnormal.....	203,600	37,036	22,816	21,786	23,335	14,734	33,207	23,572	27,014
27	Institution or country estate.....	49,709	22,042	2,688	7,557	2,469	3,433	4,856	1,000	5,664
28	Part-time.....	107,897	11,354	17,836	8,589	5,282	12,764	18,501	17,664	15,927
29	Boarding and lodging.....	12,899	964	799	2,035	3,174	1,614	2,626	935	752
30	Forest-product.....	21,488	480	617	2,769	4,928	3,323	3,682	2,864	3,016
31	Horse farm, feed lot, or livestock dealer.....	11,307	2,187	876	836	-----	1,102	3,542	1,109	1,655
32	Unclassified.....	47,352	5,979	6,745	10,397	2,093	5,137	6,334	4,487	6,180
Average acres per farm, 1930:										
33	All types.....	87	68	67	129	82	70	107	90	99
34	General.....	91	53	62	122	100	63	116	92	106
35	Crop-specialty.....	75	114	66	106	108	113	196	85	114
36	Fruit.....	90	66	84	50	180	89	176	74	113
37	Truck.....	48	34	50	55	57	44	65	65	61
38	Dairy.....	124	100	105	153	107	104	134	128	137
39	Animal-specialty.....	132	74	63	172	159	62	151	193	124
40	Poultry.....	53	44	37	59	47	33	72	60	68
41	Self-sufficing.....	59	37	42	69	66	43	80	74	67
42	Abnormal.....	69	65	42	108	68	00	84	69	83
Crop land harvested, 1929:										
43	All types.....	372,147	40,954	78,513	71,341	21,381	44,059	46,012	29,143	40,744
44	General.....	33,116	2,880	3,280	6,568	3,199	4,574	5,608	2,765	4,242
45	Crop-specialty.....	45,491	879	32,075	2,761	1,065	1,520	1,739	4,191	1,261
46	Fruit.....	10,531	986	2,939	726	1,090	3,556	409	257	568
47	Truck.....	11,530	1,240	3,115	361	384	4,755	799	358	518
48	Dairy.....	179,610	19,255	26,391	48,619	7,934	21,720	23,652	12,379	19,060
49	Animal-specialty.....	5,915	205	526	1,997	145	204	1,540	471	527
50	Poultry.....	21,246	2,083	2,169	2,553	1,652	2,384	3,406	2,077	4,922
51	Self-sufficing.....	18,434	2,278	2,434	2,079	1,677	1,277	3,896	1,938	2,855
52	Abnormal.....	30,386	7,862	4,555	3,941	3,772	3,271	4,211	3,968	4,806
53	Institution or country estate.....	10,011	4,557	764	1,082	753	1,021	506	225	613
54	Part-time.....	19,796	2,847	3,312	1,700	2,059	1,055	2,765	2,894	3,164
55	Boarding and lodging.....	2,438	214	138	456	552	367	392	182	137
56	Forest-product.....	2,215	74	109	244	408	385	298	422	275
57	Horse farm, feed lot, or livestock dealer.....	1,926	170	232	230	-----	382	250	245	417
58	Unclassified.....	9,888	3,286	1,029	1,736	463	798	752	789	1,085
Plowable pasture, 1929:										
59	All types.....	127,843	14,468	21,469	30,014	8,179	16,314	17,250	8,270	11,879
60	General.....	12,344	1,115	867	3,068	1,182	1,820	2,157	959	1,176
61	Crop-specialty.....	8,766	255	6,091	509	195	422	316	704	274
62	Fruit.....	1,565	268	208	66	281	389	152	54	147
63	Truck.....	1,918	213	534	78	69	611	239	7	117
64	Dairy.....	64,603	5,585	9,654	19,253	3,406	8,491	8,926	3,969	5,319
65	Animal-specialty.....	2,809	225	132	1,176	184	210	495	150	237
66	Poultry.....	7,222	708	938	906	497	1,361	1,151	491	1,170
67	Self-sufficing.....	7,579	1,127	741	1,077	612	1,229	1,389	603	801
68	Abnormal.....	10,937	4,853	1,597	2,609	1,708	1,399	1,808	1,109	1,854
69	Unclassified.....	4,100	119	657	1,272	45	382	617	224	784
Other pasture (excluding woodland), 1929:										
70	All types.....	231,901	28,103	28,914	51,266	11,839	19,508	40,331	15,780	36,180
71	General.....	19,687	1,708	1,280	5,526	1,896	1,253	3,779	1,141	3,104
72	Crop-specialty.....	12,425	605	6,852	1,006	591	593	1,463	819	496
73	Fruit.....	1,917	238	467	201	11	433	289	80	218
74	Truck.....	2,242	221	239	131	101	809	472	72	197
75	Dairy.....	135,370	18,069	15,461	34,112	4,682	13,793	21,266	8,754	19,233
76	Animal-specialty.....	5,906	172	299	2,235	202	78	1,989	303	628
77	Poultry.....	14,057	1,516	951	2,046	814	691	2,807	1,129	4,103
78	Self-sufficing.....	12,720	1,374	1,026	1,866	1,133	390	2,906	961	3,064
79	Abnormal.....	22,395	3,703	1,996	2,611	2,262	1,213	4,451	2,272	3,887
80	Unclassified.....	5,182	497	343	1,532	147	255	909	269	1,230

AGRICULTURE—CONNECTICUT

COUNTY TABLE II.—VALUE OF SPECIFIED FARM PROPERTY, 1930, BY TYPE OF FARM

[See NOTE, bottom of p. 8]

ITEM AND TYPE OF FARM (See definitions in Introduction)	THE STATE	Fairfield	Hartford	Litchfield	Middlesex	New Haven	New London	Tolland	Windham
Land and buildings:	<i>Dollars</i>	<i>Dollars</i>	<i>Dollars</i>	<i>Dollars</i>	<i>Dollars</i>	<i>Dollars</i>	<i>Dollars</i>	<i>Dollars</i>	<i>Dollars</i>
1 All types.....	227,412,905	67,300,504	54,857,282	25,887,540	10,389,460	28,178,939	18,024,435	11,215,320	11,459,425
2 General.....	15,042,120	2,139,639	1,982,557	2,738,733	1,275,287	2,815,052	1,975,484	1,040,175	1,075,093
3 Crop-specialty.....	26,561,829	531,800	20,753,468	929,600	645,081	711,830	666,400	2,004,650	319,000
4 Fruit.....	5,094,702	1,009,964	1,362,635	331,920	265,388	1,586,070	237,725	97,500	203,500
5 Truck.....	8,498,374	1,375,455	2,416,935	145,405	166,395	3,666,009	457,500	113,700	156,975
6 Dairy.....	67,703,455	10,977,757	14,379,492	13,934,456	2,700,416	10,880,048	7,066,364	3,812,500	3,056,722
7 Animal-specialty.....	2,239,571	119,605	415,345	661,950	49,500	191,649	434,500	188,900	178,122
8 Poultry.....	15,633,515	2,708,550	2,671,901	1,698,625	1,113,746	2,909,726	1,866,505	1,129,220	1,735,242
9 Self-sufficing.....	9,567,695	1,858,722	2,035,178	861,955	840,400	915,175	1,518,940	723,725	813,600
10 Abnormal.....	66,489,144	43,795,936	6,078,478	3,613,950	2,627,072	2,980,865	3,065,872	1,758,750	2,568,221
11 Institution or country estate.....	46,304,997	38,314,216	2,162,902	1,927,669	1,251,495	755,410	96,500	1,127,615	1,166,506
12 Part-time.....	16,092,175	4,808,220	3,335,476	1,087,081	1,353,182	1,225,360	1,705,800	1,410,550	1,166,506
13 Boarding and lodging.....	1,780,762	290,500	184,700	223,900	441,400	160,800	361,362	66,800	51,300
14 Forest-product.....	1,073,160	153,000	67,500	142,900	163,300	206,210	110,300	108,400	121,550
15 Horse farm, feed lot, or livestock dealer.....	1,238,050	230,000	327,900	232,400	-----	137,000	133,000	76,500	101,250
16 Unclassified.....	10,382,500	2,793,076	2,861,193	971,246	700,175	1,522,515	735,145	346,200	452,950
Land and buildings, per farm:									
17 All types.....	13,226	32,340	14,683	11,908	8,233	13,076	7,748	7,222	6,031
18 General.....	9,013	11,628	10,435	11,043	6,893	11,305	7,317	6,843	5,629
19 Crop-specialty.....	16,822	21,272	17,499	12,073	15,359	17,796	13,883	16,846	7,595
20 Fruit.....	16,072	28,055	12,855	11,064	22,115	18,882	12,612	8,125	11,306
21 Truck.....	13,818	17,634	16,902	6,322	6,933	14,433	9,531	7,106	5,413
22 Dairy.....	12,901	17,492	17,078	12,035	9,300	15,433	8,534	8,361	6,573
23 Animal-specialty.....	9,910	10,873	12,216	12,730	9,900	10,087	8,690	8,213	5,566
24 Poultry.....	7,807	13,085	9,842	8,451	6,551	8,844	6,414	6,171	4,807
25 Self-sufficing.....	7,492	7,492	8,970	6,385	4,944	6,491	5,256	4,089	3,553
26 Abnormal.....	22,425	76,566	11,319	17,980	7,637	12,068	7,762	5,113	7,902
Land and buildings, per acre:									
27 All types.....	151	473	220	93	101	189	72	80	61
28 General.....	99	121	167	90	69	131	63	75	53
29 Crop-specialty.....	216	187	264	114	142	157	71	199	67
30 Fruit.....	178	423	154	222	123	213	71	110	100
31 Truck.....	289	522	335	115	121	331	147	110	89
32 Dairy.....	99	175	163	79	87	148	64	66	48
33 Animal-specialty.....	75	146	194	62	102	162	57	43	45
34 Poultry.....	186	296	232	142	141	265	89	103	71
35 Self-sufficing.....	96	201	164	93	75	153	66	55	53
36 Abnormal.....	327	1,183	286	166	113	202	92	75	95
Farm buildings (including dwellings):									
37 All types.....	112,673,553	26,628,239	28,767,340	13,858,426	6,100,070	13,196,449	9,778,331	6,856,625	7,288,074
38 General.....	7,966,401	1,004,700	1,082,881	1,425,205	777,392	1,331,023	1,022,530	642,950	679,720
39 Crop-specialty.....	14,981,622	193,150	12,007,088	476,750	364,884	310,000	197,400	1,226,550	205,800
40 Fruit.....	2,188,369	397,000	635,095	166,150	110,728	634,250	106,421	55,800	82,225
41 Truck.....	3,598,345	531,110	988,325	77,895	97,200	1,519,225	203,650	55,100	105,900
42 Dairy.....	33,117,900	4,865,868	6,894,368	7,118,772	1,496,836	4,888,344	3,777,355	2,260,330	2,616,482
43 Animal-specialty.....	1,104,097	60,925	196,750	319,500	23,200	84,300	227,300	100,600	91,522
44 Poultry.....	9,814,263	1,479,536	1,632,360	1,028,535	729,535	1,796,172	1,263,635	768,985	1,177,450
45 Self-sufficing.....	5,430,325	1,044,415	1,135,765	509,455	523,295	470,650	816,720	433,300	526,725
46 Abnormal.....	20,375,563	16,086,980	3,211,803	2,351,335	1,618,970	1,372,460	1,797,840	1,124,350	1,811,825
47 Institution or country estate.....	18,116,066	13,667,565	1,025,800	1,317,561	329,635	354,440	439,635	62,500	889,000
48 Part-time.....	9,139,627	2,134,315	1,949,403	661,274	897,130	756,200	1,047,330	922,050	771,925
49 Boarding and lodging.....	1,126,250	200,600	120,700	117,100	289,575	91,300	231,275	41,700	34,000
50 Forest-product.....	493,220	47,500	33,000	87,900	102,700	90,020	32,100	49,600	51,100
51 Horse farm, feed lot, or livestock dealer.....	499,700	37,000	82,900	167,500	-----	50,500	47,500	48,500	65,800
52 Unclassified.....	5,066,668	1,164,555	1,482,910	386,873	357,980	790,025	405,450	188,150	290,725
Farmers' dwellings:									
53 All types.....	63,765,093	16,122,227	14,102,620	8,321,443	3,541,892	7,891,636	5,827,623	3,838,290	4,119,382
54 General.....	5,030,573	686,420	680,620	893,710	512,850	865,629	593,934	388,650	408,780
55 Crop-specialty.....	6,134,370	132,100	4,653,255	260,100	123,315	205,000	132,100	511,200	117,300
56 Fruit.....	1,338,826	223,800	396,900	131,050	59,815	369,600	64,561	41,800	52,300
57 Truck.....	2,343,080	351,850	628,600	55,530	69,100	997,550	144,050	37,600	58,800
58 Dairy.....	13,318,432	2,868,936	3,333,935	3,983,804	806,357	2,706,268	2,160,262	1,199,210	1,269,302
59 Animal-specialty.....	709,200	38,000	104,350	252,250	12,200	48,000	146,850	49,600	57,950
60 Poultry.....	6,193,485	965,011	1,027,860	629,300	493,205	1,180,984	745,425	453,300	698,400
61 Self-sufficing.....	3,944,357	813,280	778,450	373,902	380,000	353,255	578,275	296,300	370,825
62 Abnormal.....	17,765,990	9,665,580	2,007,500	1,542,147	1,024,350	835,000	1,017,783	732,730	940,900
63 Institution or country estate.....	9,934,278	7,978,770	414,900	874,700	73,300	122,400	150,508	7,500	312,200
64 Part-time.....	6,584,962	1,505,810	1,441,150	473,447	638,000	582,250	737,025	644,380	542,900
65 Boarding and lodging.....	718,050	122,600	77,350	80,300	241,250	64,900	83,650	25,200	22,800
66 Forest-product.....	304,100	31,400	24,900	58,500	71,800	40,450	21,700	28,150	27,200
67 Horse farm, feed lot, or livestock dealer.....	244,600	27,000	49,200	55,200	-----	25,000	24,900	27,500	35,800
68 Unclassified.....	1,986,280	377,260	492,150	199,650	60,700	329,780	254,025	127,900	144,825
Implements and machinery:									
69 All types.....	12,370,693	1,628,518	3,274,740	1,773,315	724,688	1,940,206	1,221,891	905,218	902,417
70 General.....	892,925	78,707	105,722	156,267	92,636	127,340	127,340	82,580	86,435
71 Crop-specialty.....	1,711,554	6,925	1,337,651	55,520	40,983	45,000	16,800	184,465	24,210
72 Fruit.....	399,789	43,353	98,291	26,375	33,124	133,546	11,865	5,425	17,810
73 Truck.....	595,677	59,940	168,964	12,640	19,025	275,778	35,755	11,425	12,160
74 Dairy.....	5,233,719	540,243	1,051,777	1,148,499	227,953	890,363	649,400	347,695	397,829
75 Animal-specialty.....	183,731	10,670	31,010	59,451	3,600	15,675	32,275	16,250	15,800
76 Poultry.....	989,032	131,192	123,796	106,729	88,052	174,502	133,770	83,854	147,167
77 Self-sufficing.....	398,357	45,955	70,672	29,583	47,635	27,250	59,700	40,809	46,743
78 Abnormal.....	1,554,150	594,702	177,856	132,766	120,760	145,509	133,836	113,115	135,645
79 Unclassified.....	451,680	116,821	109,001	45,485	50,820	69,355	20,950	20,630	18,618

COUNTY TABLE III.—VALUE OF FARM PRODUCTS SOLD, TRADED, OR USED BY OPERATOR'S FAMILY; AND RECEIPTS FROM BOARDERS, ETC.; 1929, BY TYPE OF FARM

[Due to crop failure, new operations, etc., the farms reporting specific items will not always agree with those reporting "All products," as the latter represent the total number of farms of each type in the county; also see NOTE, bottom of p. 8]

	THE STATE		FAIRFIELD		HARTFORD		LITCHFIELD	
	Farms reporting	Value	Farms reporting	Value	Farms reporting	Value	Farms reporting	Value
CLASS OF PRODUCT AND TYPE OF FARM (See definitions in Introduction)								
All products (sold, traded, or used by operator's family):	<i>Number</i>	<i>Dollars</i>	<i>Number</i>	<i>Dollars</i>	<i>Number</i>	<i>Dollars</i>	<i>Number</i>	<i>Dollars</i>
1 All types.....	18,555	53,008,612	1,988	4,574,602	3,616	18,035,118	2,120	7,046,237
2 General.....	1,669	2,776,684	184	244,109	190	332,444	248	497,805
3 Crop-specialty.....	1,579	12,723,203	25	20,953	1,186	10,715,583	77	253,409
4 Fruit.....	317	1,272,429	36	139,452	106	394,813	30	68,842
5 Truck.....	615	2,019,845	78	210,662	143	631,926	23	60,072
6 Dairy.....	5,504	23,274,810	627	2,493,716	842	4,403,834	1,153	5,026,753
7 Animal-specialty.....	226	558,266	11	30,360	34	76,778	52	117,739
8 Poultry.....	2,028	5,841,175	207	558,691	286	807,703	201	594,834
9 Self-sufficing.....	1,681	819,371	248	113,059	292	135,531	135	73,433
10 Abnormal.....	2,966	3,722,829	572	763,570	537	536,504	201	353,350
Crops (incl. plants, flowers, etc.), sold or traded:								
11 All types.....	8,727	17,080,917	846	602,134	2,443	11,396,189	918	718,423
12 General.....	1,220	781,540	121	67,564	152	112,204	162	124,650
13 Crop-specialty.....	1,485	11,516,001	23	14,080	1,095	9,818,262	77	194,666
14 Fruit.....	314	1,028,920	35	118,185	106	330,341	30	57,422
15 Truck.....	613	1,703,917	78	160,040	142	552,328	23	47,414
16 Dairy.....	2,432	1,258,109	241	89,186	445	399,290	427	217,660
17 Animal-specialty.....	93	33,005	6	1,051	12	2,460	19	7,743
18 Poultry.....	813	216,858	74	21,598	125	49,904	70	19,624
19 Self-sufficing.....	617	59,043	86	10,250	121	16,188	36	3,579
20 Abnormal.....	1,140	483,464	182	100,180	245	115,192	74	45,665
Livestock, sold or traded:								
21 All types.....	8,648	3,815,572	865	348,206	1,403	651,705	1,490	709,518
22 General.....	1,005	304,619	107	26,052	87	30,615	189	70,290
23 Crop-specialty.....	476	122,535	5	725	335	87,531	37	9,545
24 Fruit.....	88	47,038	11	3,146	33	6,119	6	829
25 Truck.....	135	18,246	15	2,378	27	6,202	8	1,336
26 Dairy.....	4,415	1,691,863	458	146,759	653	286,738	959	391,964
27 Animal-specialty.....	224	362,074	11	23,350	33	50,791	52	73,548
28 Poultry.....	688	138,475	56	12,935	64	14,710	88	38,662
29 Self-sufficing.....	588	48,524	72	5,408	66	5,536	62	6,833
30 Abnormal.....	939	1,082,198	130	127,453	105	164,563	89	116,511
Livestock products, sold or traded:								
31 All types.....	12,735	26,183,171	1,403	2,876,270	2,238	4,847,440	1,832	4,724,808
32 General.....	1,448	1,030,610	148	90,681	145	124,197	218	188,406
33 Crop-specialty.....	692	639,801	7	1,434	497	472,029	32	30,863
34 Fruit.....	141	98,808	15	8,215	46	25,305	8	4,625
35 Truck.....	248	109,338	32	6,754	54	27,788	11	4,202
36 Dairy.....	5,504	18,213,689	627	2,032,070	842	3,393,245	1,153	3,909,083
37 Animal-specialty.....	153	89,555	8	1,379	17	12,611	33	19,533
38 Poultry.....	2,028	4,872,711	207	404,364	286	665,723	201	476,708
39 Self-sufficing.....	991	134,571	127	16,742	141	18,782	76	10,126
40 Abnormal.....	1,530	994,088	232	254,631	210	107,769	100	81,312
Forest products sold:								
41 All types.....	2,091	583,885	135	31,603	258	72,542	363	87,011
42 General.....	410	105,733	26	5,925	24	5,611	65	18,640
43 Crop-specialty.....	86	20,235	2	69	54	16,420	9	980
44 Fruit.....	32	8,087	4	334	9	3,780	3	250
45 Truck.....	47	7,922	2	150	11	2,493	2	120
46 Dairy.....	873	177,876	65	10,504	102	25,824	207	41,498
47 Animal-specialty.....	36	7,190	1	50			12	1,493
48 Poultry.....	168	32,669	10	2,172	13	1,951	19	2,069
49 Self-sufficing.....	172	17,958	5	810	17	3,318	19	1,165
50 Abnormal.....	269	206,215	20	11,529	28	13,145	27	20,776
Farm products used by operator's family:								
51 All types.....	18,125	5,345,067	1,935	716,389	3,418	1,067,280	2,075	806,477
52 General.....	1,666	554,182	183	53,887	189	59,917	248	95,810
53 Crop-specialty.....	1,433	424,631	20	4,045	1,092	821,350	65	17,355
54 Fruit.....	295	89,576	32	9,372	100	30,268	27	5,718
55 Truck.....	590	180,422	78	21,340	133	43,115	23	7,000
56 Dairy.....	5,425	1,933,213	615	215,137	826	298,737	1,142	466,598
57 Animal-specialty.....	215	66,442	11	4,530	33	10,916	49	15,422
58 Poultry.....	1,997	580,462	201	57,622	279	75,415	194	57,751
59 Self-sufficing.....	1,681	559,275	248	79,879	292	91,707	135	51,730
60 Abnormal.....	2,823	956,864	547	269,777	474	135,836	162	89,086
RECEIPTS FROM BOARDERS, LODGERS, ETC.								
61 All types.....	1,269	979,009	117	70,566	184	98,849	170	191,526
62 General.....	171	60,186	16	7,210	16	5,151	20	7,421
63 Crop-specialty.....	58	27,899			38	22,542	2	440
64 Fruit.....	12	5,336	1	650	8	3,830		
65 Truck.....	23	9,780	5	2,340	3	850	2	375
66 Dairy.....	399	146,356	36	14,717	49	13,418	77	36,794
67 Animal-specialty.....	17	7,274	2	900			5	3,050
68 Poultry.....	141	51,703	17	5,666	13	6,119	18	9,573
69 Self-sufficing.....	132	29,116	10	2,983	15	3,027	15	2,918
70 Abnormal.....	316	641,380	30	36,100	42	39,505	31	130,957

AGRICULTURE—CONNECTICUT

COUNTY TABLE III.—VALUE OF FARM PRODUCTS SOLD, TRADED, OR USED BY OPERATOR'S FAMILY; AND RECEIPTS FROM BOARDERS, ETC.; 1929, BY TYPE OF FARM—Continued

[See note, p. 145, beginning of this table]

CLASS OF PRODUCT AND TYPE OF FARM (See definitions in Introduction)	MIDDLESEX		NEW HAVEN		NEW LONDON		TOLLAND		WINDHAM	
	Farms reporting	Value	Farms reporting	Value	Farms reporting	Value	Farms reporting	Value	Farms reporting	Value
	Number	Dollars	Number	Dollars	Number	Dollars	Number	Dollars	Number	Dollars
All products (sold, traded, or used by operator's family):	1,244	2,682,574	2,068	7,835,727	2,238	5,088,315	1,482	3,971,621	1,829	3,784,420
All types.....	185	270,739	249	482,847	270	394,291	152	263,455	191	200,994
General.....	42	253,496	40	114,222	48	92,982	119	1,224,793	42	47,765
Crop-specialty.....	12	100,146	84	443,641	19	57,229	12	22,662	18	45,344
Fruit.....	24	44,190	254	4,849,673	48	115,719	16	32,360	29	75,243
Truck.....	291	1,094,568	705	4,196,859	828	2,850,913	456	1,470,676	602	1,737,391
Dairy.....	5	15,313	19	46,717	50	155,014	23	37,523	32	78,822
Animal-specialty.....	170	442,462	329	1,063,619	291	855,465	183	516,096	361	1,002,305
Poultry.....	170	93,524	141	71,756	289	147,376	177	88,208	229	66,454
Self-sufficing.....	345	348,136	247	565,983	395	410,326	344	315,848	325	420,102
Abnormal.....										
Crops (incl. plants, flowers, etc.), sold or traded:	656	518,770	1,804	1,785,811	1,054	455,021	711	1,324,315	795	280,274
All types.....	149	84,801	210	172,790	203	95,957	113	74,553	110	49,066
General.....	42	217,750	39	88,206	48	89,577	119	1,079,019	42	34,441
Crop-specialty.....	12	52,925	84	371,821	15	47,801	11	17,995	18	32,430
Fruit.....	24	31,909	253	725,770	48	87,925	16	22,808	29	55,723
Truck.....	151	80,306	376	256,170	340	77,901	185	86,164	267	51,492
Dairy.....	2	740	8	4,068	25	12,407	8	2,501	13	2,035
Animal-specialty.....	78	13,292	161	50,283	118	23,120	71	14,021	116	25,036
Poultry.....	68	5,326	61	7,705	106	6,019	61	5,103	78	3,973
Self-sufficing.....	130	31,721	112	109,088	148	33,414	127	22,140	122	26,058
Abnormal.....										
Livestock, sold or traded:	702	218,227	970	533,130	1,328	665,851	819	260,648	1,071	503,289
All types.....	139	29,661	132	44,496	190	41,466	99	26,429	152	35,710
General.....	22	5,749	9	3,148	10	4,314	50	9,645	8	1,880
Crop-specialty.....	4	32,285	24	4,257	6	761			4	641
Fruit.....	6	632	43	3,748	21	2,766	6	295	9	889
Truck.....	217	83,635	570	248,527	674	235,824	370	118,938	514	181,475
Dairy.....	5	10,201	19	30,674	49	104,063	23	20,315	32	49,132
Animal-specialty.....	65	8,434	83	9,390	113	21,871	70	9,745	149	22,719
Poultry.....	82	5,695	25	2,521	125	13,423	72	4,711	84	4,397
Self-sufficing.....	162	36,932	65	188,362	140	141,363	129	100,568	119	206,446
Abnormal.....										
Livestock products, sold or traded:	1,019	1,426,137	1,619	4,771,798	1,832	3,274,705	1,229	1,837,773	1,583	2,424,239
All types.....	185	74,265	212	160,461	245	150,127	136	98,694	179	134,779
General.....	33	15,171	16	10,973	19	8,912	74	96,373	14	4,055
Crop-specialty.....	7	11,096	43	39,611	8	1,897	7	2,078	7	5,981
Fruit.....	16	3,607	80	42,928	25	9,925	10	3,251	20	10,885
Truck.....	291	823,039	705	3,438,100	828	2,222,267	456	1,094,183	602	1,300,752
Dairy.....	4	2,572	11	6,555	34	20,679	18	7,827	28	18,299
Animal-specialty.....	170	361,869	329	905,077	291	721,743	183	437,964	361	839,763
Poultry.....	120	17,942	81	13,989	173	21,409	119	16,304	154	19,277
Self-sufficing.....	213	117,076	142	144,007	209	117,746	226	81,099	198	90,448
Abnormal.....										
Forest products sold:	188	84,974	288	102,960	334	72,976	265	61,255	280	70,664
All types.....	63	18,371	50	16,074	80	14,535	53	13,611	49	12,966
General.....	4	352	3	1,145	5	390	7	687	2	1,192
Crop-specialty.....	1	765	8	9,909	2	200	2	64	3	1,785
Fruit.....	4	892	14	1,759	7	1,242	2	300	5	966
Truck.....	41	9,587	124	21,082	127	28,983	100	17,851	107	22,477
Dairy.....			3	470	13	4,275	4	285	3	617
Animal-specialty.....	19	4,007	35	3,148	24	3,203	18	2,382	28	13,717
Poultry.....	16	1,654	11	776	42	4,116	35	3,709	27	2,410
Self-sufficing.....	40	49,346	40	57,487	34	16,032	44	22,366	36	15,534
Abnormal.....										
Farm products used by operator's family:	1,236	419,466	2,014	642,127	2,194	719,782	1,461	457,632	1,792	515,954
All types.....	185	63,641	248	80,096	270	92,206	152	50,163	191	58,453
General.....	40	14,474	36	10,752	37	9,789	113	39,069	30	7,197
Crop-specialty.....	11	3,075	81	27,343	17	6,570	10	2,625	17	4,507
Fruit.....	24	7,150	240	75,470	47	13,861	16	5,706	29	6,780
Truck.....	290	97,998	686	234,070	817	285,938	454	153,540	595	181,195
Dairy.....	5	1,800	16	4,850	47	13,690	22	6,595	32	8,739
Animal-specialty.....	170	55,360	324	95,732	290	85,528	181	51,984	358	101,070
Poultry.....	170	62,907	141	46,765	289	101,509	177	58,381	229	66,397
Self-sufficing.....	341	113,061	242	67,049	380	110,771	336	89,669	311	81,616
Abnormal.....										
RECEIPTS FROM BOARDERS, LODGERS, ETC.										
All types.....	176	217,891	106	75,492	251	242,181	127	38,074	139	46,327
General.....	30	9,518	15	5,451	39	10,399	15	5,114	20	6,922
Crop-specialty.....	4	1,277	1	750	3	890	10	2,000		
Fruit.....			1	400					2	456
Truck.....			7	4,920	3	1,197			3	678
Dairy.....	26	13,411	33	15,162	98	32,591	33	9,695	47	10,568
Animal-specialty.....			2	630	5	1,604	2	290	1	1,000
Poultry.....	21	9,665	16	4,852	28	7,656	10	2,195	18	5,977
Self-sufficing.....	23	4,610	6	1,840	27	6,699	16	2,107	20	4,933
Abnormal.....	72	179,510	24	41,587	45	181,255	41	16,673	28	15,793

AGRICULTURE—CONNECTICUT

COUNTY TABLE IV.—SPECIFIED LIVESTOCK, 1930, AND LIVESTOCK PRODUCTS, 1929, BY TYPE OF FARM

[See NOTE, bottom of p. 8]

	TYPE OF FARM, BY CLASS OF ANIMALS (See definitions in Introduction)	THE STATE		FAIRFIELD		HARTFORD		LITCHFIELD		
		Farms reporting	Animals or quantity	Farms reporting	Animals or quantity	Farms reporting	Animals or quantity	Farms reporting	Animals or quantity	
1	General farms:									
2	Horses and mules, excluding colts..... number.....	1,109	1,974	103	172	122	222	181	368	
3	Cows and heifers kept mainly for milk..... number.....	1,321	5,273	127	422	132	480	209	974	
4	beef..... number.....	31	88	2	4	1	3	7	40	
5	Other cattle, including calves..... number.....	1,122	5,552	114	471	96	476	181	1,092	
6	Sows and gilts..... number.....	66	348	2	2	4	33	16	88	
7	Other hogs, excl. pigs under 3 mos. old..... number.....	208	1,328	16	35	20	422	36	267	
8	Crop-specialty farms:									
9	Horses and mules, excluding colts..... number.....	1,097	2,894	6	7	845	2,288	55	132	
10	Cows and heifers kept mainly for milk..... number.....	966	3,602	9	17	751	2,741	43	268	
11	beef..... number.....	19	68			10	25	2	13	
12	Other cattle, including calves..... number.....	671	2,974	6	20	509	2,029	31	168	
13	Sows and gilts..... number.....	29	130			20	93	3	17	
14	Other hogs, excl. pigs under 3 mos. old..... number.....	185	571	1	3	152	462	4	10	
15	Fruit farms:									
16	Horses and mules, excluding colts..... number.....	180	316	13	20	72	112	13	18	
17	Cows and heifers kept mainly for milk..... number.....	163	516	16	55	68	158	9	27	
18	beef..... number.....	6	17					2	12	
19	Other cattle, including calves..... number.....	116	405	13	45	49	151	5	33	
20	Sows and gilts..... number.....	5	16			3	14			
21	Other hogs, excl. pigs under 3 mos. old..... number.....	13	38	1	4	5	15			
22	Truck farms:									
23	Horses and mules, excluding colts..... number.....	393	643	36	60	91	168	13	19	
24	Cows and heifers kept mainly for milk..... number.....	265	676	40	60	59	134	8	23	
25	beef..... number.....	8	15			3	5	1	1	
26	Other cattle, including calves..... number.....	185	603	24	73	43	129	7	35	
27	Sows and gilts..... number.....	13	30	1	1	6	15			
28	Other hogs, excl. pigs under 3 mos. old..... number.....	60	285	7	30	17	110	2	31	
29	Dairy farms:									
30	Horses and mules, excluding colts..... number.....	4,285	9,526	447	990	655	1,480	950	2,437	
31	Cows and heifers kept mainly for milk..... number.....	5,406	70,199	613	7,832	820	11,857	1,135	16,398	
32	beef..... number.....	65	383	6	28	18	132	8	63	
33	Other cattle, including calves..... number.....	5,122	48,527	576	4,972	776	8,449	1,081	11,459	
34	Sows and gilts..... number.....	168	359	8	15	26	83	53	97	
35	Other hogs, excl. pigs under 3 mos. old..... number.....	565	2,128	44	128	90	541	130	450	
36	Animal-specialty farms:									
37	Horses and mules, excluding colts..... number.....	164	359	11	24	26	48	38	109	
38	Cows and heifers kept mainly for milk..... number.....	168	727	8	54	23	65	38	166	
39	beef..... number.....	17	167	2	11	1	1	5	77	
40	Other cattle, including calves..... number.....	168	1,595	9	113	18	163	45	469	
41	Sows and gilts..... number.....	51	702	3	51	21	237	9	47	
42	Other hogs, excl. pigs under 3 mos. old..... number.....	67	2,568	5	252	24	934	7	140	
43	Poultry farms:									
44	Horses and mules, excluding colts..... number.....	838	1,190	64	98	102	155	89	136	
45	Cows and heifers kept mainly for milk..... number.....	1,135	3,059	102	319	112	295	111	321	
46	beef..... number.....	43	88	4	5	3	8	3	4	
47	Other cattle, including calves..... number.....	859	3,037	78	297	72	243	88	384	
48	Sows and gilts..... number.....	24	101	1	1	5	15	3	64	
49	Other hogs, excl. pigs under 3 mos. old..... number.....	88	491	10	22	7	26	12	290	
50	Self-sufficing farms:									
51	Horses and mules, excluding colts..... number.....	936	1,295	121	166	165	216	85	146	
52	Cows and heifers kept mainly for milk..... number.....	1,240	2,619	170	376	211	367	108	275	
53	beef..... number.....	34	74	1	1	2	3	4	7	
54	Other cattle, including calves..... number.....	940	2,527	128	318	131	291	89	290	
55	Sows and gilts..... number.....	27	55	2	2	4	13	2	3	
56	Other hogs, excl. pigs under 3 mos. old..... number.....	178	678	22	48	28	130	8	14	
57	Abnormal and unclassified farms:									
58	Horses and mules, excluding colts..... number.....	1,398	2,841	238	597	246	476	153	376	
59	Cows and heifers kept mainly for milk..... number.....	1,960	7,157	345	1,348	231	835	158	795	
60	beef..... number.....	87	263	15	41	10	14	6	50	
61	Other cattle, including calves..... number.....	1,437	6,238	221	1,077	183	630	141	1,001	
62	Sows and gilts..... number.....	91	873	9	31	19	141	25	119	
63	Other hogs, excl. pigs under 3 mos. old..... number.....	340	6,126	40	337	51	488	41	627	
SPECIFIED ITEMS, BY TWO TYPES OF FARMS										
64	Steers, 2 years old and over.....	Ranches..... number.....								
65		All other..... number.....		1,295		104		179		220
66	Sheep, excluding lambs.....	Ranches..... number.....								
67		All other..... number.....	356	8,953	17	502	39	2,330	56	1,241
68	All cows milked.....	Dairy..... number.....	5,504	73,140	627	8,350	842	12,644	1,153	16,692
69		All other..... number.....	7,541	25,044	813	2,902	1,690	5,355	705	3,032
70	Of beef or dual-purpose breeding.....	Dairy..... number.....	192	1,058	23	72	32	256	37	205
71		All other..... number.....	219	657	27	103	38	77	28	101
72	Milk produced.....	Dairy..... No. and gals.....	5,504	51,376,299	627	5,912,989	842	9,156,959	1,153	11,822,573
73		All other..... No. and gals.....	7,541	12,761,070	813	1,503,393	1,690	3,012,767	705	1,524,935
74	Production, per cow.....	Dairy..... gallons.....		702		708		724		708
75		All other..... gallons.....		510		518		563		503
76	Whole milk sold.....	Dairy..... gallons.....		48,464,285		5,578,584		8,701,111		11,142,490
77		All other..... gallons.....		6,681,622		806,933		1,854,925		777,371
78	Cream sold as butterfat.....	Dairy..... pounds.....		65,936		17,027		2,359		34,876
79		All other..... pounds.....		31,914						11,299
80	Chickens over 3 months old on farms, Apr. 1, 1930.....	Poultry..... number.....	2,023	782,036	207	83,258	285	103,996	201	75,926
81		All other..... number.....	11,749	754,689	1,484	109,761	2,568	142,667	1,550	115,861
82	Chicken eggs produced.....	Poultry..... dozens.....		7,918,480		801,576		1,005,561		806,220
83		All other..... dozens.....		5,659,431		706,135		1,054,761		970,803
84	Production, per chicken on hand.....	Poultry..... dozens.....		10.1		9.8		9.7		10.6
85		All other..... dozens.....		7.5		6.4		7.4		8.4

COUNTY TABLE IV.—SPECIFIED LIVESTOCK, 1930, AND LIVESTOCK PRODUCTS, 1929, BY TYPE OF FARM—Continued

[See NOTE, bottom of p. 8]

	TYPE OF FARM, BY CLASS OF ANIMALS (See definitions in Introduction)	MIDDLESEX		NEW HAVEN		NEW LONDON		TOLLAND		WINDHAM	
		Farms reporting	Animals or quantity	Farms reporting	Animals or quantity	Farms reporting	Animals or quantity	Farms reporting	Animals or quantity	Farms reporting	Animals or quantity
1	General farms:										
2	Horses and mules, excluding colts..... number.....	120	194	159	297	174	287	113	194	137	240
3	Cows and heifers kept mainly for milk..... number.....	159	396	185	676	224	985	124	527	170	813
4	beef..... number.....	6	17	6	10	6	8	1	2	2	4
5	Other cattle, including calves..... number.....	136	540	143	564	204	1,105	110	537	138	707
6	Sows and gilts..... number.....	7	16	15	105	8	40	6	24	8	40
7	Other hogs, excl. pigs under 3 mos. old..... number.....	24	55	32	254	39	142	20	61	21	92
8	Crop-specialty farms:										
9	Horses and mules, excluding colts..... number.....	30	58	24	66	17	31	98	271	22	41
10	Cows and heifers kept mainly for milk..... number.....	27	129	20	74	16	77	86	443	14	53
11	beef..... number.....	2	11	1	1	1	1	2	16	2	2
12	Other cattle, including calves..... number.....	25	183	11	98	12	81	66	334	14	61
13	Sows and gilts..... number.....	2	6	1	1	1	10	1	2	1	1
14	Other hogs, excl. pigs under 3 mos. old..... number.....	5	27	2	10	3	17	14	34	4	8
15	Fruit farms:										
16	Horses and mules, excluding colts..... number.....	3	6	50	104	10	17	8	16	11	23
17	Cows and heifers kept mainly for milk..... number.....	6	43	42	148	8	20	6	23	8	42
18	beef..... number.....	1	1	1	1	1	2	1	1	1	1
19	Other cattle, including calves..... number.....	8	48	26	77	5	13	5	8	6	30
20	Sows and gilts..... number.....	1	1	1	1	1	1	1	1	1	1
21	Other hogs, excl. pigs under 3 mos. old..... number.....	1	1	1	1	1	1	1	1	1	1
22	Truck farms:										
23	Horses and mules, excluding colts..... number.....	13	18	150	286	24	35	13	23	23	34
24	Cows and heifers kept mainly for milk..... number.....	11	23	117	267	23	71	9	23	18	70
25	beef..... number.....	1	1	1	1	1	1	1	1	1	1
26	Other cattle, including calves..... number.....	10	31	63	175	19	84	7	21	12	55
27	Sows and gilts..... number.....	1	1	1	1	1	1	1	1	1	1
28	Other hogs, excl. pigs under 3 mos. old..... number.....	1	1	1	1	1	1	1	1	1	1
29	Dairy farms:										
30	Horses and mules, excluding colts..... number.....	190	496	489	1,077	637	1,261	409	839	508	1,036
31	Cows and heifers kept mainly for milk..... number.....	290	3,271	687	9,937	815	9,543	449	4,763	597	6,548
32	beef..... number.....	2	12	10	28	12	69	6	23	3	28
33	Other cattle, including calves..... number.....	266	2,446	659	6,520	775	6,538	427	3,553	563	4,590
34	Sows and gilts..... number.....	9	21	15	43	26	41	9	12	22	42
35	Other hogs, excl. pigs under 3 mos. old..... number.....	20	103	51	260	102	268	47	152	81	236
36	Animal-specialty farms:										
37	Horses and mules, excluding colts..... number.....	3	10	8	12	36	83	21	33	21	46
38	Cows and heifers kept mainly for milk..... number.....	4	14	8	23	43	239	18	57	26	119
39	beef..... number.....	1	1	2	4	4	52	2	10	1	12
40	Other cattle, including calves..... number.....	5	98	7	54	42	338	17	127	25	233
41	Sows and gilts..... number.....	1	3	8	321	5	27	2	12	2	4
42	Other hogs, excl. pigs under 3 mos. old..... number.....	1	1	13	1,094	7	110	6	16	4	12
43	Poultry farms:										
44	Horses and mules, excluding colts..... number.....	75	102	125	164	110	160	88	120	185	255
45	Cows and heifers kept mainly for milk..... number.....	104	227	157	294	175	583	120	352	254	668
46	beef..... number.....	5	11	3	14	14	28	4	6	7	12
47	Other cattle, including calves..... number.....	89	226	93	288	160	603	86	289	193	737
48	Sows and gilts..... number.....	1	1	1	1	1	5	2	2	6	9
49	Other hogs, excl. pigs under 3 mos. old..... number.....	4	5	14	40	16	65	9	13	16	30
50	Self-sufficing farms:										
51	Horses and mules, excluding colts..... number.....	99	136	67	92	153	220	115	151	131	168
52	Cows and heifers kept mainly for milk..... number.....	127	251	97	176	212	505	143	314	172	355
53	beef..... number.....	6	8	1	1	9	20	6	17	5	17
54	Other cattle, including calves..... number.....	107	266	64	130	181	623	106	276	134	333
55	Sows and gilts..... number.....	3	4	3	12	5	8	2	6	6	7
56	Other hogs, excl. pigs under 3 mos. old..... number.....	23	36	13	159	43	120	28	140	13	31
57	Abnormal and unclassified farms:										
58	Horses and mules, excluding colts..... number.....	165	274	112	273	178	319	161	252	145	274
59	Cows and heifers kept mainly for milk..... number.....	275	787	155	846	272	899	256	772	218	905
60	beef..... number.....	8	71	5	11	28	54	9	12	6	10
61	Other cattle, including calves..... number.....	219	787	99	584	211	729	209	710	154	720
62	Sows and gilts..... number.....	6	41	13	406	9	111	4	13	6	11
63	Other hogs, excl. pigs under 3 mos. old..... number.....	47	211	30	3,390	54	793	44	145	33	135
SPECIFIED ITEMS, BY TWO TYPES OF FARMS											
64	Steers, 2 years old and over..... (Ranches..... number.....)										
65	All other..... number.....		230		125		183		110		144
66	Sheep, excluding lambs..... (Ranches..... number.....)										
67	All other..... number.....	37	698	40	814	80	1,941	35	501	46	926
68	All cows milked..... (Dairy..... number.....)	291	3,414	705	10,892	828	9,617	456	4,907	602	6,624
69	All other..... number.....	753	2,109	818	2,782	1,061	3,461	791	2,528	905	2,876
70	Of beef or dual-purpose breed- (Dairy..... number.....)	15	83	33	132	17	115	17	87	18	103
71	All other..... number.....	32	103	28	78	31	95	18	63	17	37
72	Milk produced..... (Dairy..... No. and gals.....)	291	2,340,250	705	8,025,710	828	6,491,593	456	3,349,986	602	4,276,239
73	All other..... No. and gals.....	753	1,107,498	818	1,418,324	1,061	1,645,313	791	1,252,280	905	1,297,260
74	Production, per cow..... (Dairy..... gallons.....)		685		737		675		683		646
75	All other..... gallons.....		525		510		475		495		461
76	Whole milk sold..... (Dairy..... gallons.....)		2,220,982		7,700,017		6,007,736		3,188,365		3,925,000
77	All other..... gallons.....		456,825		787,965		704,727		663,753		629,023
78	Cream sold as butterfat..... (Dairy..... pounds.....)				170		3,172		5,159		3,173
79	All other..... pounds.....		100		3,196		13,952		100		3,267
80	Chickens over 3 months old on farms, Apr. 1, 1930..... (Poultry..... number.....)	170	53,203		138,367	290	110,957	183	74,885	360	141,444
81	All other..... number.....	921	50,228	1,325	93,528	1,664	101,404	1,072	60,175	1,176	76,085
82	Chicken eggs produced..... (Poultry..... dozens.....)		593,231		1,230,176		1,170,920		787,701		1,543,095
83	All other..... dozens.....		382,642		773,893		751,781		436,079		583,332
84	Production, per chicken on hand..... (Poultry..... dozens.....)		11.2		8.9		10.6		10.3		10.9
85	All other..... dozens.....		7.6		7.9		7.4		7.2		7.7

AGRICULTURE—CONNECTICUT

COUNTY TABLE V.—TYPE OF FARM, BY SIZE, 1930

[See Note, bottom of p. 8]

TYPE AND SIZE (See definitions in introduction)		THE STATE	Fairfield	Hartford	Litchfield	Middlesex	New Haven	New London	Tolland	Windham
		Number	Number	Number	Number	Number	Number	Number	Number	Number
1	General farms:									
2	Under 3 acres.....	40	3	14	7	2	6	5	1	2
3	3 to 9 acres.....	82	14	17	5	6	12	5	5	6
4	10 to 19 acres.....	158	33	25	13	13	36	17	8	8
5	20 to 49 acres.....	349	48	43	41	27	88	38	23	31
6	50 to 99 acres.....	512	63	59	77	58	59	64	65	67
7	100 to 174 acres.....	329	20	20	47	40	26	84	35	57
8	175 to 259 acres.....	120	3	8	31	19	11	34	10	10
9	260 to 499 acres.....	54		3	15	8	5	10	5	8
10	500 to 999 acres.....	16		1	6	2	1	5		1
	1,000 to 4,999 acres.....	3			1			1		1
11	Crop-specialty farms:									
12	3 to 9 acres.....	80	1	67	2	1		2	4	3
13	10 to 19 acres.....	186	2	169	5	1	1	1	6	1
14	20 to 49 acres.....	561	4	493	23	11	9	7	37	7
15	50 to 99 acres.....	405	9	365	21	17	12	9	36	9
16	100 to 174 acres.....	221	5	183	13	4	9	17	24	12
17	175 to 259 acres.....	71	2	60	8	4	7	3	9	8
18	260 to 499 acres.....	38	1	18	5	3	2	4	3	2
19	500 to 999 acres.....	14	1	8		1		4		
	1,000 to 4,999 acres.....	3		2				1		
20	Fruit farms:									
21	Under 3 acres.....	2				1	1			
22	3 to 9 acres.....	18	1	4	7	1	2	1	2	
23	10 to 19 acres.....	33	5	9	5	11	11	1		2
24	20 to 49 acres.....	81	14	28	9	2	21	4	3	3
25	50 to 99 acres.....	87	9	36	2	2	26	3	6	6
26	100 to 174 acres.....	59	4	18	6	5	12	4	4	4
27	175 to 259 acres.....	22	3	7	1		5	3		3
28	260 to 499 acres.....	12		4			5	2		1
29	500 to 999 acres.....	1					1			
	1,000 to 4,999 acres.....	2				1		1		
30	Truck farms:									
31	Under 3 acres.....	3		1		1	1			
32	3 to 9 acres.....	77	11	17	4	3	31	8	1	5
33	10 to 19 acres.....	131	20	32	3	3	65	6	6	2
34	20 to 49 acres.....	199	32	46	6	9	83	11	6	6
35	50 to 99 acres.....	128	12	24	6	7	50	10	5	12
36	100 to 174 acres.....	58	2	17	3	3	19	7	4	3
37	175 to 259 acres.....	16	1	4	1	1	3	5		1
38	260 to 499 acres.....	4		2			1	1		
	500 to 999 acres.....	1					1			
39	Dairy farms:									
40	Under 3 acres.....	7	1	3		2		1		1
41	3 to 9 acres.....	49	9	7	6	7	7	10	2	7
42	10 to 19 acres.....	149	24	28	21	14	19	27	9	7
43	20 to 49 acres.....	751	115	165	81	47	136	95	47	65
44	50 to 99 acres.....	1,706	235	292	281	103	259	207	166	178
45	100 to 174 acres.....	1,781	158	229	439	71	194	311	143	216
46	175 to 259 acres.....	670	61	75	190	29	53	109	61	92
47	260 to 499 acres.....	345	24	34	109	16	30	57	36	39
48	500 to 999 acres.....	57		9	22	2	6	8	2	8
	1,000 to 4,999 acres.....	9		4	4		1	3		1
49	Animal-specialty farms:									
50	3 to 9 acres.....	13	1	5			4		1	2
51	10 to 19 acres.....	24	1	12	1		5		2	3
52	20 to 49 acres.....	25	1	7	3		3	6	3	2
53	50 to 99 acres.....	45	3	5	16	2	1	10	2	6
54	100 to 174 acres.....	74	5	2	17	1	5	21	10	13
55	175 to 259 acres.....	24	1	1	11	1	1	4	3	3
56	260 to 499 acres.....	15		2	1		8			3
57	500 to 999 acres.....	3		1			1		1	
	1,000 to 4,999 acres.....	3			2			1	1	
58	Poultry farms:									
59	Under 3 acres.....	145	12	33	16	15	28	19	11	11
60	3 to 9 acres.....	338	51	80	30	21	64	42	15	35
61	10 to 19 acres.....	293	37	51	21	18	69	32	22	43
62	20 to 49 acres.....	504	48	61	44	50	102	55	47	97
63	50 to 99 acres.....	404	34	30	46	44	46	65	61	88
64	100 to 174 acres.....	247	14	19	34	21	17	57	27	58
65	175 to 259 acres.....	63	7	8	7	1	1	9	8	22
66	260 to 499 acres.....	28	4	4	3		1	9	1	6
	500 to 999 acres.....	6					1	3	1	1
67	Self-sufficing farms:									
68	Under 3 acres.....	12	2		1	1	4		1	2
69	3 to 9 acres.....	141	27	42	6	10	17	23	4	12
70	10 to 19 acres.....	227	50	60	7	23	17	26	15	29
71	20 to 49 acres.....	504	102	91	40	48	57	63	43	60
72	50 to 99 acres.....	489	59	74	53	50	32	79	69	73
73	100 to 174 acres.....	233	6	21	21	28	13	73	32	39
74	175 to 259 acres.....	64	1	4	6	9	1	17	13	13
	260 to 499 acres.....	11	1		1			7		1
75	Abnormal farms:									
76	Under 3 acres.....	79	19	12	3	5	17	13	4	6
77	3 to 9 acres.....	434	86	111	20	53	40	58	31	35
78	10 to 19 acres.....	511	105	115	19	63	41	74	48	46
79	20 to 49 acres.....	783	178	160	54	84	68	79	84	78
80	50 to 99 acres.....	607	100	75	43	83	41	85	98	82
81	100 to 174 acres.....	344	45	43	30	35	24	58	58	51
82	175 to 259 acres.....	109	24	13	15	13	5	11	15	13
83	260 to 499 acres.....	62	10	8	9	4	8	9	4	10
84	500 to 999 acres.....	24	4		6	3	3	4	2	2
	1,000 to 4,999 acres.....	13	3		2	2		4		2

COUNTY TABLE VI.—TYPE OF FARM, BY SPECIFIED VALUE OF FARM PRODUCTS SOLD, TRADED, OR USED BY OPERATOR'S FAMILY, 1929

[See Note, bottom of p. 8]

TYPE, BY VALUE OF PRODUCTS (See definitions in Introduction)		THE STATE	Fairfield	Hartford	Litchfield	Middlesex	New Haven	New London	Tolland	Windham
		Number	Number	Number	Number	Number	Number	Number	Number	Number
1	General farms:									
2	Under \$250.....	26	3	6	2	4	2	5		4
3	\$250-\$399.....	80	12	11	12	9	2	14	6	14
4	\$400-\$599.....	182	30	24	23	15	23	34	13	20
5	\$600-\$999.....	427	43	42	52	53	60	75	52	50
6	\$1,000-\$1,499.....	391	41	42	61	52	63	60	32	40
7	\$1,500-\$2,499.....	276	26	31	45	33	43	54	18	28
8	\$2,500-\$3,999.....	148	13	19	27	10	22	14	18	25
9	\$4,000-\$5,999.....	66	10	4	10	3	18	8	6	7
10	\$6,000-\$9,999.....	51	6	7	10	6	10	4	6	2
11	\$10,000-\$19,999.....	19	6	4	6		5	2	1	1
	\$20,000 and over.....	1					1			
12	Crop-specialty farms:									
13	Under \$250.....	111	3	86	2	1		3	4	12
14	\$250-\$399.....	67	4	33	3	4	2	10	4	7
15	\$400-\$599.....	54	4	28	6	2	3	7	1	5
16	\$600-\$999.....	118	2	69	15	4	10	10	1	7
17	\$1,000-\$1,499.....	142	10	94	11	5	7	5	8	2
18	\$1,500-\$2,499.....	224	2	173	11	10	3	3	20	2
19	\$2,500-\$3,999.....	224		170	11	8	7	3	21	4
20	\$4,000-\$5,999.....	222		185	6	3	2	3	19	1
21	\$6,000-\$9,999.....	197		168	4	3	4	2	18	2
22	\$10,000-\$19,999.....	131		104	7	1	1	2	16	
	\$20,000 and over.....	89		77	1	1	1	2	9	
23	Fruit farms:									
24	Under \$250.....	5		1		1			1	2
25	\$250-\$399.....	6	1			1		1		3
26	\$400-\$599.....	19	4	7		2		1	1	1
27	\$600-\$999.....	44	5	13		4	6	4	2	
28	\$1,000-\$1,499.....	44	5	16		5	1	3	1	2
29	\$1,500-\$2,499.....	70	6	22	12	2	2	4	4	2
30	\$2,500-\$3,999.....	46	2	22	1	1	1	2	1	3
31	\$4,000-\$5,999.....	29	4	10	2	1	6	1	2	3
32	\$6,000-\$9,999.....	27	5	8	1	1	9	2		2
33	\$10,000-\$19,999.....	22	4	6	1		10	1		
	\$20,000 and over.....	5	4	1		1	3			
34	Truck farms:									
35	Under \$250.....	5		4				1		
36	\$250-\$399.....	6	1		2		1	2		
37	\$400-\$599.....	30	5	5	2	1	8	6	2	1
38	\$600-\$999.....	93	11	26	2	6	32	7	3	6
39	\$1,000-\$1,499.....	99	15	19	5	5	42	5	4	4
40	\$1,500-\$2,499.....	140	20	25	6	6	63	10	2	8
41	\$2,500-\$3,999.....	99	12	14	1	3	51	10	2	6
42	\$4,000-\$5,999.....	63	8	17	2	3	24	5	3	1
43	\$6,000-\$9,999.....	53	5	22	2	2	21	1		2
44	\$10,000-\$19,999.....	23	2	8	1		10	1		1
	\$20,000 and over.....	4		2			2			
45	Dairy farms:									
46	Under \$250.....	10		3		1		2		
47	\$250-\$399.....	21	2	2		6		5	3	2
48	\$400-\$599.....	85	7	12	20	7	3	12	12	12
49	\$600-\$999.....	303	33	33	50	17	22	53	33	62
50	\$1,000-\$1,499.....	521	73	58	74	23	48	100	58	87
51	\$1,500-\$2,499.....	1,189	131	140	208	77	128	201	118	186
52	\$2,500-\$3,999.....	1,428	162	214	327	70	170	232	123	130
53	\$4,000-\$5,999.....	993	117	176	234	50	154	118	63	81
54	\$6,000-\$9,999.....	616	67	115	156	31	103	83	33	28
55	\$10,000-\$19,999.....	282	32	69	65	13	60	18	13	12
	\$20,000 and over.....	56	8	20	9	1	17	4		2
56	Animal-specialty farms:									
57	Under \$250.....	4			2			2		
58	\$250-\$399.....	6			1					2
59	\$400-\$599.....	11		1	5		1	3	3	1
60	\$600-\$999.....	40	1	7	4	1	2	10	7	5
61	\$1,000-\$1,499.....	29	1	5	4		3	5	7	5
62	\$1,500-\$2,499.....	59	4	11	13	2	7	10	7	4
63	\$2,500-\$3,999.....	39	2	3	13	1	2	11	3	3
64	\$4,000-\$5,999.....	23	3	3	5		3	5	1	1
65	\$6,000-\$9,999.....	8		2	2	1	1	1		2
	\$10,000-\$19,999.....	7		2			1	3		
66	Poultry farms:									
67	Under \$250.....	16	1	9				4		2
68	\$250-\$399.....	45	7		4	2	1	11	5	5
69	\$400-\$599.....	101	16	13	7	12	11	14	11	17
70	\$600-\$999.....	321	34	41	26	30	55	57	33	45
71	\$1,000-\$1,499.....	388	47	59	39	30	66	60	29	58
72	\$1,500-\$2,499.....	457	41	57	53	40	83	51	36	96
73	\$2,500-\$3,999.....	301	17	40	30	30	46	34	28	78
74	\$4,000-\$5,999.....	187	18	28	22	9	32	30	21	27
75	\$6,000-\$9,999.....	162	21	23	13	10	27	18	15	25
76	\$10,000-\$19,999.....	51	4	5	6	7	6	9	5	9
	\$20,000 and over.....	9	1	1	1		2	3		1
77	Self-sufficing farms:									
78	Under \$250.....	356	62	71	26	22	16	74	26	59
79	\$250-\$399.....	423	59	78	32	42	44	50	50	68
80	\$400-\$599.....	395	62	60	31	38	30	61	55	58
81	\$600-\$999.....	392	53	61	30	56	42	79	36	35
82	\$1,000-\$1,499.....	112	9	22	16	12	9	25	10	9
	\$1,500-\$2,499.....	3	3							
83	Abnormal farms:									
84	Under \$250.....	591	93	173	28	43	33	94	49	78
85	\$250-\$399.....	696	134	128	39	79	37	95	96	88
86	\$400-\$599.....	729	119	117	40	63	77	104	100	79
87	\$600-\$999.....	573	108	81	47	94	57	64	73	49
88	\$1,000-\$1,499.....	127	51	6	14	20	10	13	8	5
89	\$1,500-\$2,499.....	70	28	5	8	2	8	5	9	7
90	\$2,500-\$3,999.....	54	13	9	12	5	4	5	2	4
91	\$4,000-\$5,999.....	33	10	6	4	2	2	7	1	2
92	\$6,000-\$9,999.....	17	3	3	3	3	3	2	1	2
93	\$10,000-\$19,999.....	35	4	4	6	2	6	4	3	6
	\$20,000 and over.....	41	9	5	3	2	10	4	3	5

AGRICULTURE—CONNECTICUT

COUNTY TABLE VII.—TYPE OF FARM, BY TENURE OF FARM OPERATOR, 1930

[See Note, bottom of p. 8]

TYPE, BY TENURE OF OPERATOR (See definitions in Introduction)		THE STATE	Fairfield	Hartford	Litchfield	Middlesex	New Haven	New London	Tolland	Windham
		Number	Number	Number	Number	Number	Number	Number	Number	Number
1	General farms:									
2	Full owners.....	1,462	158	161	220	161	214	237	140	171
3	Part owners.....	100	13	15	10	15	23	14	3	7
3	Managers.....	35	4	5	7	4	4	6	2	3
4	Tenants—									
5	Cash.....	52	2	6	7	4	8	11	6	8
5	Other.....	20	7	3	4	1		2	1	2
6	Crop-specialty farms:									
7	Full owners.....	1,166	19	843	67	35	35	38	89	40
8	Part owners.....	233		199	2	5	2	4	20	1
8	Managers.....	72	5	53	5	1	1	4	3	
9	Tenants—									
10	Cash.....	64		52	2		1	1	7	1
10	Other.....	44	1	39	1	1	1	1		
11	Fruit farms:									
12	Full owners.....	260	32	91	23	10	64	14	11	15
13	Part owners.....	29	1	7	2	1	14	2	1	1
13	Managers.....	18	3	4	4	1	3	2		
14	Tenants—									
15	Cash.....	6		1	1		3	1		1
15	Other.....	4		3						
16	Truck farms:									
17	Full owners.....	459	54	103	18	19	193	38	11	23
18	Part owners.....	99	10	28	2	4	39	4	1	5
18	Managers.....	5	1				2	2		
19	Tenants—									
20	Cash.....	48	7	9	3	1	20	4	3	1
20	Other.....	4		3					1	
21	Dairy farms:									
22	Full owners.....	4,315	450	628	891	224	562	679	382	499
23	Part owners.....	662	93	130	108	52	108	68	40	63
23	Managers.....	147	15	33	39	5	12	23	12	8
24	Tenants—									
25	Cash.....	305	50	45	92	5	19	53	17	24
25	Other.....	75	19	6	23	5	4	5	5	8
26	Animal-specialty farms:									
27	Full owners.....	179	8	30	43	5	15	34	18	26
28	Part owners.....	16	1	1	2		2	6	1	3
28	Managers.....	9		1	4			2	1	1
29	Tenants—									
30	Cash.....	14	1	2	2		2	4	2	1
30	Other.....	8	1		1			4	1	1
31	Poultry farms:									
32	Full owners.....	1,827	184	253	179	155	297	266	167	326
33	Part owners.....	63	7	9	7	7	8	4	3	18
33	Managers.....	32	7	5	2	2	6	5	3	2
34	Tenants—									
35	Cash.....	72	4	10	8	4	13	14	9	10
35	Other.....	34	5	9	5	2	5	2	1	5
36	Self-sufficing farms:									
37	Full owners.....	1,600	241	274	126	163	131	270	175	220
38	Part owners.....	30	2	8	1	1	5	10		3
39	Tenants—									
39	Cash.....	27	2	4	3	4	4	4	2	4
39	Other.....	24	3	6	5	2	1	5		2
40	Abnormal and unclassified farms:									
41	Full owners.....	3,003	532	576	199	324	282	391	379	320
42	Part owners.....	83	11	18	7	12	11	9	5	10
43	Managers.....	223	77	32	29	15	20	32	6	12
44	Tenants—									
44	Cash.....	210	28	34	17	11	17	41	21	41
44	Other.....	57	17	4	3	1	4	11	4	13

AGRICULTURE—CONNECTICUT

COUNTY TABLE VIII.—SPECIFIED FARM EXPENDITURES, 1929, BY TYPE OF FARM

[See NOTE, bottom of p. 8]

ITEM AND TYPE (See definitions in Introduction)	THE STATE		FAIRFIELD		HARTFORD		LITCHFIELD	
	Farms reporting	Expenditures	Farms reporting	Expenditures	Farms reporting	Expenditures	Farms reporting	Expenditures
	Number	Dollars	Number	Dollars	Number	Dollars	Number	Dollars
Feed:								
All types.....	15,088	13,030,306	1,613	1,461,794	3,252	2,601,037	1,990	2,028,238
General.....	1,607	780,793	156	77,402	163	96,132	223	121,744
Crop-specialty.....	1,337	666,362	10	1,530	1,048	622,277	54	26,614
Fruit.....	245	104,728	24	10,222	97	39,737	14	2,890
Truck.....	517	197,347	58	16,800	130	51,109	17	5,107
Dairy.....	5,391	7,145,692	610	823,060	831	1,338,324	1,120	1,450,006
Animal-specialty.....	205	108,391	11	6,085	31	13,619	45	25,352
Poultry.....	1,968	2,614,465	192	246,893	271	343,331	195	259,964
Self-sufficing.....	1,391	266,552	163	35,931	254	51,313	121	18,767
Abnormal and unclassified.....	2,477	1,142,976	389	273,871	427	145,145	201	115,794
Fertilizer:								
All types.....	9,500	3,653,887	768	111,759	2,598	2,482,583	978	129,116
General.....	1,049	120,549	92	7,633	137	28,560	118	9,634
Crop-specialty.....	1,356	2,370,229	4	414	1,108	2,051,307	44	33,752
Fruit.....	264	73,574	32	6,746	94	23,375	19	2,911
Truck.....	562	294,825	66	21,392	135	96,736	20	3,885
Dairy.....	3,495	500,731	292	26,830	604	160,924	613	68,202
Animal-specialty.....	89	9,105	2	90	13	2,437	13	1,364
Poultry.....	696	42,551	60	3,974	97	10,335	39	1,704
Self-sufficing.....	677	19,233	46	1,338	144	4,838	30	5,523
Abnormal and unclassified.....	1,312	252,590	174	43,292	266	104,341	82	7,151
Labor:								
All types.....	9,696	11,755,717	1,117	1,657,648	2,358	4,789,776	1,359	1,078,465
General.....	951	435,776	96	37,109	110	60,162	145	81,412
Crop-specialty.....	1,245	3,582,193	9	2,782	988	3,067,803	42	47,518
Fruit.....	231	847,892	32	46,876	73	71,209	19	17,603
Truck.....	384	457,631	49	45,705	107	184,387	16	10,428
Dairy.....	3,844	3,396,939	445	355,833	627	843,656	829	665,455
Animal-specialty.....	144	85,895	8	7,310	17	14,935	37	32,478
Poultry.....	919	376,095	96	57,124	117	49,489	84	41,885
Self-sufficing.....	548	18,559	68	2,678	91	3,199	55	2,746
Abnormal and unclassified.....	1,429	3,051,317	314	1,102,681	228	477,937	132	178,940

ITEM AND TYPE (See definitions in Introduction)	MIDDLESEX		NEW HAVEN		NEW LONDON		TOLLAND		WINDHAM	
	Farms reporting	Expenditures	Farms reporting	Expenditures	Farms reporting	Expenditures	Farms reporting	Expenditures	Farms reporting	Expenditures
	Number	Dollars	Number	Dollars	Number	Dollars	Number	Dollars	Number	Dollars
Feed:										
All types.....	1,151	787,653	1,862	2,142,319	2,044	1,663,376	1,417	983,050	1,709	1,324,839
General.....	172	67,681	216	133,320	252	117,279	144	67,356	181	99,879
Crop-specialty.....	38	20,189	80	16,716	25	5,914	108	68,966	24	4,156
Fruit.....	7	6,782	65	33,376	14	3,835	9	2,184	15	5,702
Truck.....	19	5,678	218	90,846	36	13,279	14	5,204	25	9,324
Dairy.....	282	332,027	693	1,246,055	810	952,457	454	451,105	591	555,658
Animal-specialty.....	5	3,784	16	11,827	45	23,218	20	11,381	32	13,125
Poultry.....	167	202,098	320	441,240	234	377,828	180	242,303	359	500,758
Self-sufficing.....	148	23,252	102	22,265	240	47,198	159	32,071	204	35,755
Abnormal and unclassified.....	313	136,162	202	146,674	338	122,368	329	102,480	278	100,482
Fertilizer:										
All types.....	700	121,787	1,237	308,734	1,388	120,611	892	309,663	959	69,164
General.....	114	8,054	172	24,638	188	14,617	106	18,644	122	8,769
Crop-specialty.....	36	32,803	18	10,954	20	12,605	108	222,833	18	5,831
Fruit.....	10	6,633	70	28,249	16	3,109	9	802	14	1,749
Truck.....	20	4,762	237	119,801	41	9,649	15	3,292	28	5,308
Dairy.....	206	27,566	487	87,330	578	54,786	314	44,971	401	30,122
Animal-specialty.....	1	30	6	410	32	3,297	9	886	13	601
Poultry.....	65	3,325	96	6,728	134	5,934	73	4,835	132	5,716
Self-sufficing.....	89	1,792	37	1,485	157	4,889	84	2,343	90	1,975
Abnormal and unclassified.....	159	36,802	114	29,139	202	11,725	174	11,047	141	9,093
Labor:										
All types.....	823	991,050	1,156	1,494,798	1,187	680,818	888	642,296	1,023	460,866
General.....	91	35,576	138	86,195	157	66,975	97	27,161	117	41,186
Crop-specialty.....	34	58,276	24	39,591	22	17,496	106	339,159	21	9,668
Fruit.....	9	36,092	59	134,744	16	24,697	9	5,022	14	12,149
Truck.....	13	6,271	146	169,264	32	23,017	6	2,550	15	16,009
Dairy.....	191	169,818	503	664,520	524	335,532	321	168,110	404	193,965
Animal-specialty.....	5	3,083	13	8,034	33	13,725	13	6,316	18	2,924
Poultry.....	88	20,621	137	69,076	127	53,403	87	30,759	183	57,248
Self-sufficing.....	61	2,499	27	913	103	3,001	66	1,591	83	1,933
Abnormal and unclassified.....	131	658,814	109	322,461	173	122,972	169	61,628	173	125,884

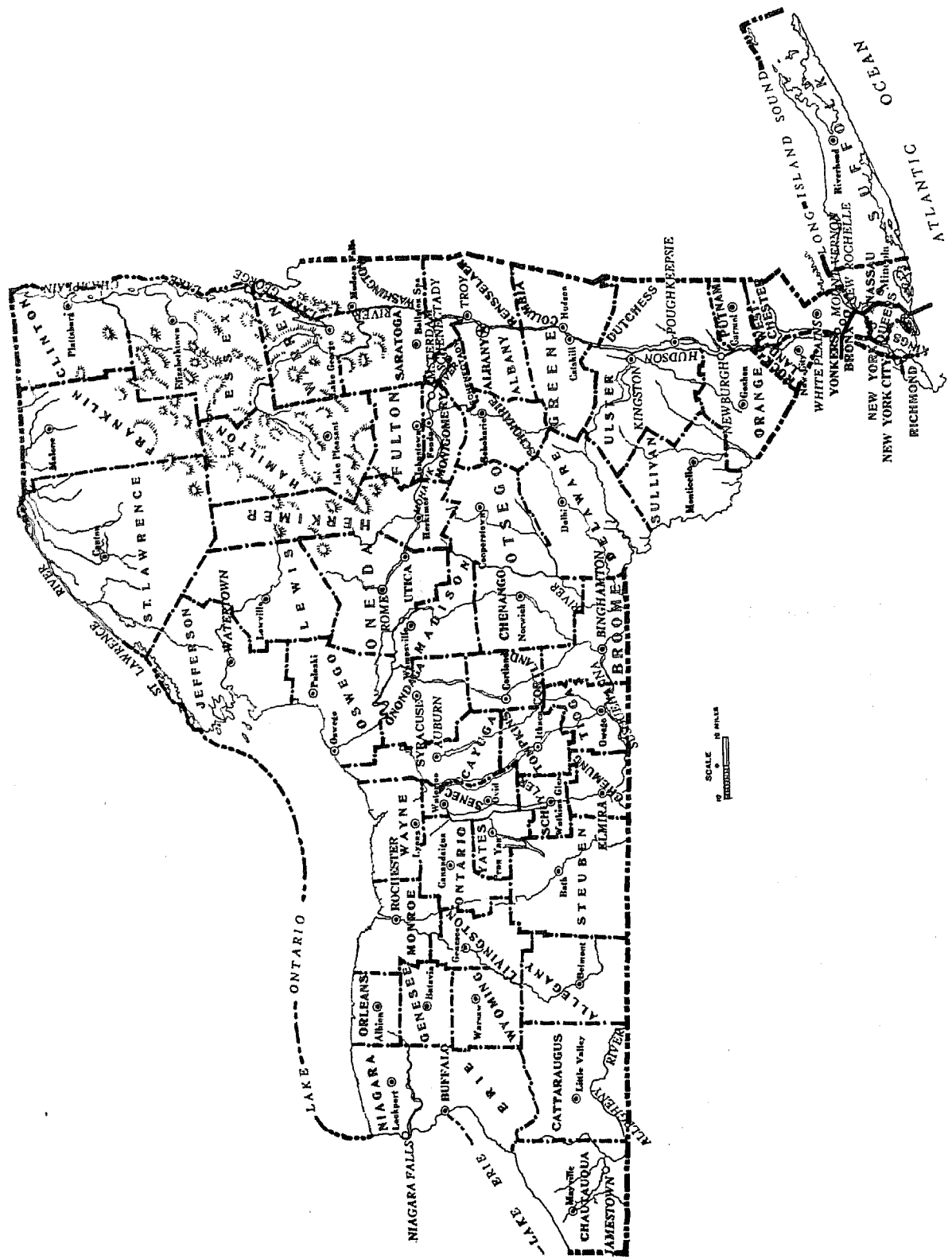
NEW YORK

119653-32-11

153

NEW YORK

COUNTIES, PRINCIPAL CITIES, RIVERS, AND MOUNTAINS



COUNTY TABLE I.—FARMS AND FARM ACREAGE, 1930 AND 1929, BY TYPE OF FARM

[See NOTE, bottom of p. 8]

ITEM AND TYPE OF FARM (See definitions in Introduction)		THE STATE	Albany	Allegany	Bronx	Broome	Catta- raugus	Cayuga	Chautau- qua	Che- mung	Chenan- go	Clinton
FARMS, BY TYPE, 1930												
All types.....		Number	Number	Number	Number	Number	Number	Number	Number	Number	Number	Number
1	General.....	159,808	1,927	3,375	15	3,104	3,999	3,865	6,410	1,565	3,333	2,852
2	Cash-grain.....	27,168	419	521		396	445	1,199	831	352	208	356
3	Crop-specialty.....	449						112	15	5		
4	Fruit.....	9,131	3	270		114	74	337	156	85	76	171
5	Truck.....	8,454	50	5		7	20	45	1,199	4	3	35
6	Dairy.....	5,933	269	5	12	30	16	60	159	28	6	26
7	Animal-specialty.....	68,106	591	1,807		1,523	2,552	1,110	2,191	512	2,167	1,775
8	Poultry.....	955	25	23		24	45	22	91	12	48	3
9	Self-sufficing.....	9,463	182	175		194	178	291	512	195	272	30
10	Abnormal.....	7,226	85	129		145	141	153	259	106	119	150
11	Institution or country estate.....	16,730	178	323	1	509	345	362	686	199	303	267
12	Part-time.....	467	10	1	1	5	4	6	7	2	2	5
13	Boarding and lodging.....	13,522	147	300		459	302	334	623	183	252	217
14	Forest-product.....	1,583	14	4		11		5	14	3	3	16
15	Horse farm, feed lot, or livestock dealer.....	697	1	15		16	24	7	25	10	29	26
16	Unclassified.....	461	6	3		18	15	10	17	1	17	3
17	Unclassified.....	6,248	71	117	2	162	177	174	311	65	131	39
FARM LAND, BY TYPE												
All land in farms, 1930:		Acres	Acres	Acres	Acres	Acres	Acres	Acres	Acres	Acres	Acres	Acres
18	General.....	17,979,833	202,518	480,715	173	336,035	544,704	372,890	538,635	180,136	465,666	429,668
19	Cash-grain.....	2,872,887	49,600	73,404		36,873	48,758	126,716	73,175	41,535	24,162	48,199
20	Crop-specialty.....	54,092	543					14,514	2,049	667		
21	Fruit.....	1,033,831	6,040	38,379		12,511	8,445	33,360	14,785	9,915	10,088	22,598
22	Truck.....	633,662	5,217	225		712	2,075	4,121	59,987	137	121	4,252
23	Dairy.....	297,289	12,280	295	131	898	1,102	3,268	8,006	1,383	409	1,691
24	Animal-specialty.....	10,224,456	86,862	304,571		223,456	409,167	135,775	272,858	75,576	359,862	303,051
25	Poultry.....	160,512	4,223	2,744		3,463	8,936	2,769	12,900	1,443	7,277	272
26	Self-sufficing.....	545,921	10,831	11,819		8,275	10,798	17,707	28,019	16,094	12,947	1,539
27	Abnormal.....	464,942	7,177	9,320		9,631	9,346	6,624	14,638	9,130	8,631	8,289
28	Institution or country estate.....	1,168,629	14,255	24,397		29,713	22,074	13,864	30,924	14,901	25,121	35,132
29	Part-time.....	163,966	1,972			1,529	1,367	955	1,438			18,299
30	Boarding and lodging.....	652,085	9,009	20,396		24,497	14,941	10,626	21,220	13,731	16,860	11,934
31	Forest-product.....	140,708	1,437	470		364		182	459	165	73	1,367
32	Horse farm, feed lot, or livestock dealer.....	154,317		3,393		1,600	4,518	757	5,233	1,005	5,054	5,020
33	Unclassified.....	57,553	1,537	138		1,633	1,243	1,344	2,574	3	3,134	462
34	Unclassified.....	533,412	5,490	15,561	41	10,503	23,403	14,172	21,244	6,405	17,048	4,050
Average acres per farm, 1930:												
35	General.....	113	105	142	11	108	138	98	84	115	140	150
36	Cash-grain.....	106	118	141		93	110	106	88	118	116	135
37	Crop-specialty.....	122	136					130	137	133		
38	Fruit.....	113	114	142		110	114	99	95	117	133	132
39	Truck.....	75	104	45		102	103	92	50	34	40	121
40	Dairy.....	50	46	59	11	30	69	54	50	49	68	66
41	Animal-specialty.....	150	147	169		147	160	122	125	153	106	171
42	Poultry.....	158	169	119		144	199	126	142	120	152	91
43	Self-sufficing.....	58	60	68		43	61	61	55	83	48	51
44	Abnormal.....	64	84	72		66	66	43	57	85	73	55
45	Unclassified.....	70	81	76		58	64	38	45	76	83	132
Crop land harvested, 1929:												
46	General.....	6,958,938	80,150	187,933	91	108,727	158,417	184,864	180,089	60,083	147,088	144,415
47	Cash-grain.....	1,216,406	20,530	25,597		12,203	14,075	69,410	25,364	13,838	7,267	14,779
48	Crop-specialty.....	27,908	277					8,311	268			
49	Fruit.....	486,459	2,734	14,921		4,105	2,453	16,643	4,934	3,831	3,109	9,772
50	Truck.....	370,132	2,326	103		224	1,135	2,156	35,855	117	33	2,181
51	Dairy.....	196,482	6,485	42	70	466	457	1,377	4,717	689	100	629
52	Animal-specialty.....	3,928,956	35,455	112,016		73,004	124,060	67,956	90,343	29,409	118,573	105,271
53	Poultry.....	49,218	1,055	868		985	1,476	1,273	3,478	426	1,796	30
54	Self-sufficing.....	193,526	3,558	3,823		2,717	3,380	8,823	9,282	5,198	4,068	493
55	Abnormal.....	122,288	1,959	2,062		2,705	1,898	2,128	3,866	2,283	2,304	2,494
56	Institution or country estate.....	281,938	4,660	5,220		8,518	4,607	4,515	8,337	2,903	6,765	8,108
57	Part-time.....	35,810	716			652	287	459	455			3,525
58	Boarding and lodging.....	175,913	2,779	4,447		7,127	3,410	3,531	6,863	2,694	4,934	3,544
59	Forest-product.....	31,837	511	107		87		79	118	58	24	358
60	Horse farm, feed lot, or livestock dealer.....	20,183		564		307	477	114	436	181	1,269	667
61	Unclassified.....	18,195	654	102		345	427	322	465		598	104
62	Unclassified.....	115,623	1,031	3,281	21	1,790	4,276	2,272	3,220	1,071	3,953	598
Plowable pasture, 1929:												
63	General.....	2,375,854	29,329	50,413	5	58,828	77,827	40,236	61,012	25,550	62,890	26,029
64	Cash-grain.....	354,369	6,236	7,182		4,832	6,746	12,144	7,744	5,534	2,770	3,302
65	Crop-specialty.....	4,591	88					996	75	5		
66	Fruit.....	111,825	652	3,799		1,593	966	2,557	1,215	1,153	1,102	1,274
67	Truck.....	56,851	642	32		98	276	353	3,822	7		108
68	Dairy.....	25,782	462	4		68	83	420	477	44	30	147
69	Animal-specialty.....	1,471,859	14,975	32,922		41,508	60,062	17,264	35,600	12,543	50,374	19,162
70	Poultry.....	26,330	877	443		632	1,274	699	1,602	245	589	71
71	Self-sufficing.....	72,564	1,178	1,134		1,531	1,292	1,812	3,581	2,264	1,820	272
72	Abnormal.....	55,018	1,404	803		1,160	1,369	608	1,146	1,112	1,112	442
73	Unclassified.....	126,422	2,518	2,414		3,790	2,742	1,838	3,120	1,756	2,683	915
74	Unclassified.....	70,252	807	1,680	5	1,346	2,997	1,525	2,117	868	2,403	329
Other pasture (excl. woodland), 1929:												
75	General.....	2,974,850	20,267	98,318		68,111	132,738	35,423	119,040	18,992	129,475	99,397
76	Cash-grain.....	317,129	4,857	12,736		7,602	9,249	9,245	13,959	4,285	6,312	7,435
77	Crop-specialty.....	5,604						476	599	110		
78	Fruit.....	112,423	379	6,555		2,637	2,218	2,018	3,439	860	2,731	4,581
79	Truck.....	35,708	378	30		97	401	590	3,325	2	37	583
80	Dairy.....	18,039	396	5		74	290	244	423			296
81	Animal-specialty.....	2,098,831	10,580	68,059		46,421	104,115	17,740	69,024	9,104	100,923	75,315
82	Poultry.....	27,341	475	425		616	2,880	193	3,167	183	2,678	44
83	Self-sufficing.....	66,857	912	2,161		1,415	2,240	1,379	5,033	1,333	3,308	346
84	Abnormal.....	186,501	991	1,694		1,774	1,567	930	3,199	1,303	2,207	1,948
85	Unclassified.....	156,627	1,016	4,083		5,282	4,060	1,070	5,873	1,124	6,891	8,043
86	Unclassified.....	71,790	273	2,870		2,193	5,799	1,611	3,999	628	4,388	736

1 Data included with "Truck farms," Tables III, V, and VI, to avoid disclosure of individual operations.

[See Note,

ITEM AND TYPE OF FARM (See definitions in Introduction)	Colum- bia	Cortland	Delaware	Dutchess	Erie	Essex	Franklin	Fulton	Genesee	Greene	Hamil- ton
FARMS, BY TYPE, 1930											
All types.....	Number 2,144	Number 1,988	Number 3,958	Number 2,190	Number 5,942	Number 1,757	Number 2,925	Number 1,187	Number 2,655	Number 1,787	Number 160
General.....	342	180	199	291	1,112	312	257	246	809	278	45
Cash-grain.....	4				11		4		20		
Crop-specialty.....	83	133	76	33	37	37	217	34	369	39	
Fruit.....	449	1		156	249	20	16	3	30	119	
Truck.....	19	14	24	44	432	14	15	5	102	8	
Dairy.....	562	1,242	2,994	932	1,900	598	1,713	500	668	674	18
Animal-specialty.....	16	10		24	47	15		5	22	5	
Poultry.....	132	76	123	197	578	41	36	34	127	164	2
Self-sufficing.....	175	53	144	94	272	179	150	109	96	130	43
Abnormal.....	249	150	282	251	802	514	463	198	220	316	52
Institution or country estate.....	12		6	47	10	5	5	1	2	2	4
Part-time.....	200	153	210	151	737	377	399	162	186	95	16
Boarding and lodging.....	23	2	34	40	30	74	19	13	8	200	30
Forest-product.....	8	11	20	5	8	54	27	11	6	13	2
Horse farm, feed lot, or livestock dealer.....	6	4	12	8	17	4	13	11	18	6	
Unclassified.....	113	109	114	168	208	27	54	33	92	54	
FARM LAND, BY TYPE											
All land in farms, 1930:	Acres	Acres	Acres	Acres	Acres	Acres	Acres	Acres	Acres	Acres	Acres
All types.....	276,428	260,387	678,353	337,901	433,712	284,044	356,541	121,787	259,181	227,312	32,347
General.....	46,564	19,581	27,633	34,241	77,332	51,472	27,566	26,112	86,328	34,505	6,606
Cash-grain.....	731				1,334		239		1,915		
Crop-specialty.....	14,271	17,149	12,113	8,290	26,154	5,625	23,606	3,459	41,690	5,505	
Fruit.....	41,108			25,760	16,749	3,696	963	171	4,142	13,021	
Truck.....	1,842	740	5,026	2,837	24,448	2,058	859	307	4,956	308	
Dairy.....	108,039	193,239	568,010	190,448	208,049	119,359	246,728	65,626	87,361	112,465	1,849
Animal-specialty.....	3,361	973		8,088	3,868	2,295		534	3,194	861	
Poultry.....	11,712	5,390	8,768	15,852	24,220	2,535	2,422	1,849	6,970	13,875	
Self-sufficing.....	13,457	2,543	14,447	6,430	10,440	17,472	9,327	8,965	5,015	11,783	4,922
Abnormal.....	19,476	9,940	30,431	31,491	31,948	57,322	38,393	12,285	9,750	27,571	18,452
Institution or country estate.....	4,457		2,170	15,259	4,008	1,977	3,021				12,000
Part-time.....	11,462	6,867	13,354	9,356	23,398	31,270	23,678	8,077	6,140	5,274	1,070
Boarding and lodging.....	1,686		4,943	3,991	1,251	9,423	1,661	1,325	389	10,290	5,382
Forest-product.....	1,068	2,370	5,340	1,884	1,223	13,895	8,944	1,722	1,234	2,679	
Horse farm, feed lot, or livestock dealer.....	853	793	1,624	1,001	2,068	757	1,089	1,161	1,987	428	
Unclassified.....	15,865	10,832	11,905	14,466	9,170	2,210	6,378	2,459	7,870	7,448	428
Average acres per farm, 1930:											
All types.....	199	132	171	154	73	150	122	104	101	127	202
General.....	136	109	139	118	70	165	107	106	107	124	149
Cash-grain.....	183										
Crop-specialty.....	172	129	159	251	79	152	109	102	113	141	
Fruit.....	92			165	67	185	60	57	138	109	
Truck.....	97	53	209	64	57	147	57	61	49	39	
Dairy.....	192	156	190	204	109	200	144	131	131	167	103
Animal-specialty.....	210	97		337	82	153		107	145	172	
Poultry.....	89	71	71	62	42	62	67	54	55	85	
Self-sufficing.....	77	48	100	68	38	96	82	82	52	60	114
Abnormal.....	78	67	108	125	40	112	83	62	45	88	309
Crop land harvested, 1929:											
All types.....	100,286	91,593	178,794	106,431	214,871	82,974	129,603	43,100	131,119	65,074	3,749
General.....	15,968	6,849	6,043	10,302	41,560	11,021	8,009	7,516	46,041	11,481	1,326
Cash-grain.....	310				705		223		963		
Crop-specialty.....	5,757	5,867	3,311	2,851	14,346	1,466	10,308	1,498	24,715	5,278	
Fruit.....	22,019			9,633	8,830		404	64	1,976	5,884	
Truck.....	956	400	1,053	932	15,824	284	322	104	2,733	121	
Dairy.....	40,111	71,332	155,312	65,193	99,855	34,872	99,140	26,546	42,632	33,455	335
Animal-specialty.....	669	286		2,066	1,953			235	2,068	185	
Poultry.....	3,997	1,598	1,670	3,825	11,457	521	671	561	3,206	3,434	
Self-sufficing.....	3,292	833	3,191	1,625	4,088	3,566	2,039	2,347	1,836	2,531	522
Abnormal.....	4,176	2,828	5,592	8,082	13,612	9,039	7,406	3,324	3,252	5,793	1,199
Institution or country estate.....	875		220	4,838	1,846	394	228				166
Part-time.....	2,390	2,108	3,089	2,089	9,954	5,437	5,786	2,429	2,128	1,043	183
Boarding and lodging.....	496		952	948	519	1,412	311	329	166	4,272	890
Forest-product.....	203	502	865	43	241	1,532	537	198	174	323	
Horse farm, feed lot, or livestock dealer.....	212	218	466	164	1,052	284	544	368	794	125	
Unclassified.....	3,031	1,600	2,622	2,022	2,401	282	1,021	905	1,697	942	67
Flowable pasture, 1929:											
All types.....	51,288	41,981	105,287	67,821	51,279	17,604	21,755	8,817	31,588	27,789	1,374
General.....	9,115	3,107	4,002	7,227	8,724	2,733	1,434	1,174	10,109	4,278	360
Cash-grain.....	183				33		5		204		
Crop-specialty.....	2,650	3,788	1,857	2,021	2,883		1,191	278	4,492	514	
Fruit.....	4,024			3,862	1,691		345	47	2	2,704	
Truck.....	134	96	300	612	1,201		27	11	308	51	
Dairy.....	23,595	29,389	91,703	39,617	27,839	9,953	16,301	5,875	11,433	12,785	145
Animal-specialty.....	1,061	145		2,487	590		264	10	300	204	
Poultry.....	1,671	879	1,138	2,905	2,697		193	73	1,050	1,834	
Self-sufficing.....	2,368	575	1,865	1,714	1,262		726	669	471	1,218	324
Abnormal.....	2,933	1,359	2,646	4,972	3,441	2,941	1,569	634	913	3,241	545
Unclassified.....	3,534	2,643	1,556	2,404	828	51	335	264	1,687	962	
Other pasture (excl. woodland), 1929:											
All types.....	29,657	58,841	160,892	38,810	48,033	36,132	103,736	20,198	25,484	44,600	2,100
General.....	4,765	3,819	4,284	3,028	5,731	5,921	6,419	3,812	6,090	4,793	762
Cash-grain.....	38				39		52		81		
Crop-specialty.....	921	2,900	2,514	567	1,923		545	313	2,954	1,401	
Fruit.....	3,102			1,862	1,267		732	169	27	829	
Truck.....	175	86	1,255	98	1,144		97	273	58	384	
Dairy.....	13,976	45,883	141,248	27,142	30,049	19,907	79,887	11,960	11,836	28,315	122
Animal-specialty.....	242			774	428		459	27	247	260	
Poultry.....	1,408	798	1,666	1,263	2,350		275	503	326	1,821	
Self-sufficing.....	1,342	491	2,504	374	824	2,011	2,147	1,301	581	1,804	673
Abnormal.....	2,266	2,091	4,444	3,645	3,196	5,692	7,058	1,940	952	4,455	543
Unclassified.....	1,422	2,343	2,777	557	1,037	463	1,527	434	638	971	

¹ No farms.

² Data included with "Truck farms," all tables, to avoid disclosure of individual operations.

AGRICULTURE—NEW YORK

157

1930 AND 1929, BY TYPE OF FARM—Continued

bottom of p. 8]

Herkimer	Jefferson	Kings	Lewis	Livingston	Madison	Monroe	Montgomery	Nassau	New York 1	Niagara	Oneida	Onondaga	Ontario	Orange	
Number	Number	Number	Number	Number	Number	Number	Number	Number	Number	Number	Number	Number	Number	Number	Number
2,400	4,699	11	2,558	2,322	3,178	4,185	1,753	579	4,018	4,699	4,629	3,322	3,115	3,115	1
130	276		197	683	219	1,297	200	10	1,174	359	983	1,347	1,347	149	2
52	205		108	14	2	29	2				11	23	23	67	3
35	7		4	353	84	491	65	132	84	136	379	292	292	7	4
28	48		23	23	12	539	2	9	1,254	19	33	263	263	135	5
1,719	3,498	7	61	239	419	13	221	221	213	96	306	413	413	540	6
	33	3	1,770	779	1,941	522	1,248	26	415	3,187	1,559	328	328	1,471	7
68	104		5	38		28	6		19	10	34	46	46	2	8
91	80		11	72	182	188	40	27	230	202	238	126	231	231	9
			160	50	110	112	41		103	170	195	118	118	88	10
232	305	1	222	130	250	314	93	38	396	379	604	192	192	265	11
1	1		4	4	4	12	1	16	15	33	4	7	7	23	12
211	272	1	182	110	223	282	84	21	352	291	569	170	170	178	13
7	5		2	2	4	6	2		10	7	20	7	7	48	14
5	9		29	6	12	2			15	14	5	3	3	6	15
8	18		6	8	7	12	6		4	34	6	5	5	10	16
45	143		77	113	137	226	34	116	125	141	187	174	174	167	17
Acres	Acres	Acres	Acres	Acres	Acres	Acres	Acres	Acres	Acres	Acres	Acres	Acres	Acres	Acres	Acres
300,638	678,211	87	401,363	332,782	337,272	312,589	212,331	23,477	282,499	515,700	373,716	343,863	301,363	301,363	18
12,322	25,757		27,985	91,487	18,899	108,314	21,292	158	92,627	30,845	78,433	157,233	12,302	12,302	19
5,481	25,009		14,579	2,560	8,898	2,533	7,824	10,260	6,312	12,496	2,218	2,218	9,471	9,471	20
1,148	354		160	50,094	779	38,656	49,040	81	98,205	1,019	31,885	22,248	8,418	8,418	21
736	504	84	91	6,679	8,994	16,089	579	7,186	9,628	6,247	11,569	37,106	12,507	12,507	22
258,060	573,404	3	312,400	134,177	260,783	61,854	170,169	820	43,967	409,087	189,992	44,516	200,092	200,092	24
2,610	4,483		1,221	10,628	2,201	2,201	1,057		1,734	820	4,309	8,597	8,597	25	
6,049	5,728		453	2,960	10,186	6,574	1,941	172	9,493	9,081	9,784	8,061	11,285	11,285	26
	4,351		13,848	2,801	5,281	3,462	1,809		3,490	10,330	7,460	4,847	4,847	27	
10,168	15,613		22,375	14,286	11,073	11,174	4,192	2,765	12,249	24,839	20,878	9,083	27,477	27,477	28
8,446	11,713		11,819	7,237	507	3,438	2,994	2,541	1,949	5,968	1,029	1,349	13,708	13,708	29
215	388		323	3,549	7,847	6,406	106	224	8,796	13,672	17,684	5,897	8,362	8,362	30
357	2,180		0,757	1,053	2,022	1,134	1,198		1,070	1,816	501	697	3,557	3,557	31
1,150	1,352		476	1,547	651	12,086	3,468	2,035	249	3,149	762	1,045	1,153	1,153	32
4,064	18,008		8,251	14,263	12,379	12,086	3,468		4,794	10,936	10,489	17,964	14,964	14,964	33
125	143	8	157	143	108	75	121	41	70	110	83	104	97	97	35
95	93		142	134	84	84	106	16	79	86	80	117	83	83	36
			183	142	87	87	120		75	92	95	109	141	141	37
105	122		135	142	106	101	78	78	78	54	99	85	62	62	38
33	51		40	123	65	72	45	33	45	65	39	90	23	23	39
26	11	11	23	109	38	38	118	32	106	128	122	136	136	136	40
150	104	1	176	172	134	118	136		91	82	127	187	49	49	41
38	136		244	280	79	176	40	6	41	45	41	64	55	55	42
66	55		41	56	35	40	40		32	61	38	49	49	49	43
44	51		87	50	48	31	44	75	31	66	31	47	104	104	44
			101	112	44	36	47								45
120,148	317,481	74	128,403	152,287	181,355	185,428	106,420	16,504	190,149	193,695	187,544	174,567	115,897	115,897	46
3,890	11,699		6,403	42,967	7,161	65,944	10,322	97	62,714	10,894	41,261	81,123	3,789	3,789	47
				877	3,507	1,352	4,225	8,632	3,785	5,218	18,594	16,222	3,567	3,567	48
2,440	13,851		4,563	24,725	443	26,157	335	61	71,473	1,865	11,101	4,527	4,527	49	
431	132		68	1,485	443	10,699	335	5,664	6,332	3,204	23,567	6,769	6,769	50	
336	324	74	46	3,562	4,165	36,080	87,563	258	29,277	157,101	98,192	23,094	23,094	51	
105,581	274,809		106,681	64,873	104,839	1,175	200	29	885	266	1,583	3,471	3,471	52	
	1,530		236	3,331	3,930	3,557	841		6,147	3,145	4,802	3,834	3,641	3,641	53
913	2,604		70	1,276	1,501	1,324	698		1,817	3,005	2,960	2,044	1,024	1,024	54
1,954	1,554		2,588	996											55
3,545	5,911		3,475	3,922	3,445	5,044	1,479	621	6,269	8,045	8,289	2,830	5,475	5,475	56
				1,669	218	2,133	2,379	570	1,120	2,379	590	1,314	1,314	1,314	57
3,056	4,478		2,347	1,310	2,484	2,381	993	51	4,539	3,975	6,950	1,809	2,360	2,360	58
121	182		41	21	21	54			95	314	48	1,169	59	59	
97	556		627	338	433	476	486		362	419	114	69	183	183	60
271	695		160	605	289	3,752	757	1,142	153	1,181	321	893	469	469	61
1,058	5,067		2,273	4,273	2,364				1,443	2,307	2,491	6,713	3,811	3,811	62
61,694	87,134		60,048	57,989	55,618	36,182	44,110	881	24,954	77,292	56,036	43,893	50,944	50,944	63
1,182	3,510		3,850	14,301	2,663	12,291	3,289	6	9,141	4,940	21,195	21,180	1,774	1,774	64
				282	1,566	332	1,227	73			78	488	1,800	1,800	65
1,041	2,987		1,549	6,707	1,566	5,224	61		378	2,032	4,878	3,075	1,800	1,800	66
54	2		7	276	96	3,261			6,379	120	131	1,808	873	873	67
120	59		7	1,201	1,402	1,120	36,482	91	645	682	1,065	3,413	1,380	1,380	68
46,058	74,609		40,069	23,915	43,698	9,339	517	149	5,524	61,037	31,084	6,374	37,179	37,179	69
	376		158	1,170	289	289			371	207	1,003	1,559	1,559	1,559	70
825	625		7	548	1,980	845	299	15	792	1,449	1,476	826	1,819	1,819	71
869	458		2,024	461	673	486	382		330	1,097	867	338	338	338	72
1,279	1,828		2,458	6,213	1,530	1,643	904	308	947	3,675	2,021	1,687	3,313	3,313	73
266	2,611		926	2,740	1,910	1,342	949		444	1,344	2,096	2,668	2,668	2,668	74
65,580	128,712		94,243	29,264	68,981	14,491	16,944	439	7,837	124,676	40,690	29,609	41,509	41,509	75
2,697	4,205		5,679	7,566	3,709	5,336	1,253	3	2,093	5,273	6,752	14,183	1,540	1,540	76
				302	1,115	96	334	21			97	118			77
597	2,														

[See NOTE,

ITEM AND TYPE OF FARM (See definitions in Introduction)		Orleans	Oswego	Otsego	Putnam	Queens	Rensselaer	Richmond	Rockland	St. Lawrence	Saratoga	Schenectady
FARMS, BY TYPE, 1930		Number	Number	Number	Number	Number	Number	Number	Number	Number	Number	Number
1	All types.....	2,392	4,726	3,880	293	186	2,533	66	360	6,979	2,417	736
2	General.....	841	648	359	20		550	1	33	394	580	151
3	Cash-grain.....			3						4	6	
4	Crop-specialty.....	60	143	118	2	2	92			285	72	20
5	Fruit.....	840	185	7	2		53		49	13	48	21
6	Truck.....	236	217	10	5	97	38	47	41	14	55	28
7	Dairy.....	98	1,949	2,479	168	8	976		44	5,205	862	259
8	Animal-specialty.....	19	13	20						6	7	
9	Poultry.....	54	364	362	17	1	203	2	75	64	138	48
10	Self-sufficing.....	44	320	145			202			194	235	60
11	Abnormal.....	70	641	328	66	2	330	2	70	669	342	110
12	Institution or country estate.....		2	6	13	2	4	2	16	2	6	2
13	Part-time.....	63	500	270	41		268		46	597	258	106
14	Boarding and lodging.....	2	10	6	7		37		7	19	21	2
15	Forest-product.....	2	29	16			15		1	30	21	
16	Horse farm, feed lot, or livestock dealer.....	3	10	21	5		6			21	6	1
17	Unclassified.....	80	246	149	15	76	89	14	48	131	76	39
FARM LAND, BY TYPE												
All land in farms, 1930:		Acres	Acres	Acres	Acres	Acres	Acres	Acres	Acres	Acres	Acres	Acres
18	All types.....	213,498	388,861	513,337	53,076	2,873	268,552	1,181	18,857	1,001,289	259,324	71,887
19	General.....	81,479	51,118	38,781	2,738		56,243		1,205	50,664	58,424	15,986
20	Cash-grain.....			473						776	682	
21	Crop-specialty.....	5,831	12,167	13,108			10,829			34,738	10,621	2,627
22	Fruit.....	79,557	11,577	937			3,853		2,976	586	4,773	1,176
23	Truck.....	18,963	11,105	291	348	1,746	2,639	830	2,291	430	3,076	1,579
24	Dairy.....	11,251	221,046	380,722	35,896	29	131,119		3,979	838,224	115,945	35,180
25	Animal-specialty.....	2,525	1,653	2,637						994	721	
26	Poultry.....	2,923	18,957	21,969	935		17,198		1,410	2,855	9,233	2,494
27	Self-sufficing.....	1,959	13,749	9,481			15,703			11,539	18,406	4,391
28	Abnormal.....	2,114	27,580	28,031	11,260		23,262		5,991	45,720	32,246	4,821
29	Institution or country estate.....			5,327	5,616		211		4,961		2,040	
30	Part-time.....	1,885	21,897	15,718	4,207		15,530		911	35,978	18,195	4,821
31	Boarding and lodging.....		804	704	542		3,474		119	1,010	1,325	
32	Forest-product.....	229	4,143	2,474			3,370			6,383	10,260	
33	Horse farm, feed lot, or livestock dealer.....	229	786	3,808	895		677			2,349	426	
34	Unclassified.....	6,896	19,909	16,907	1,899	1,098	7,706	351	1,005	14,763	5,187	3,583
Average acres per farm, 1930:												
35	All types.....	89	82	129	181	15	106	18	52	143	107	88
36	General.....	97	79	108	137		102		37	120	101	106
37	Cash-grain.....			158						194	115	
38	Crop-specialty.....	97	85	111			118			122	148	131
39	Fruit.....	95	63	134			73		61	45	99	56
40	Truck.....	66	51	29	70	18	69	18	56	31	58	56
41	Dairy.....	115	113	154	214	4	134		90	161	135	136
42	Animal-specialty.....	133	127	132						166	103	
43	Poultry.....	54	52	61	55		85		19	45	67	52
44	Self-sufficing.....	45	43	65			78			59	79	73
45	Abnormal.....	32	43	85	171		70		87	69	94	46
Crop land harvested, 1929:												
46	All types.....	126,007	126,942	175,244	12,709	2,002	96,778	727	6,318	353,840	85,485	31,532
47	General.....	48,354	15,874	12,938	610		19,336		408	12,746	17,478	7,603
48	Cash-grain.....			218						320	252	
49	Crop-specialty.....	3,381	4,706	4,669			4,775			11,581	4,196	1,034
50	Fruit.....	50,026	4,062	162			1,859		1,551	196	2,281	533
51	Truck.....	10,944	4,511	120	136	1,255	1,215	623	1,105	220	834	756
52	Dairy.....	5,911	77,976	135,787	9,855	1	54,699		1,105	310,223	40,587	17,322
53	Animal-specialty.....	1,272	393	785						143	218	
54	Poultry.....	1,809	6,145	7,011	231		4,436		350	1,095	2,698	924
55	Self-sufficing.....	599	3,434	2,839			3,948			2,969	4,144	1,457
56	Abnormal.....	824	6,658	7,630	1,591		5,163		1,352	11,105	5,604	1,427
57	Institution or country estate.....			1,304	524		100		1,024		722	
58	Part-time.....	679	5,797	4,464	664		3,791		315	9,114	3,805	1,427
59	Boarding and lodging.....		198	143	99		604		13	178	448	
60	Forest-product.....		490	563			463			1,011	526	
61	Horse farm, feed lot, or livestock dealer.....	145	173	1,096	304		205			802	103	
62	Unclassified.....	2,887	3,193	3,035	280	746	1,353	104	361	3,242	1,193	476
Plowable pasture, 1929:												
63	All types.....	27,784	59,641	87,711	7,504	120	42,087	21	2,514	94,664	38,215	8,817
64	General.....	10,623	6,870	6,568	587		8,553		208	3,705	8,974	2,050
65	Cash-grain.....			32						20	54	
66	Crop-specialty.....	793	1,509	1,791			2,030			3,289	2,254	222
67	Fruit.....	9,650	1,062	156			282		223	81	597	73
68	Truck.....	2,376	897	6	13	47		21	183	45	384	166
69	Dairy.....	1,519	38,410	66,206	5,155	10	22,942		907	81,880	18,580	4,895
70	Animal-specialty.....	585	154	620						13	159	
71	Poultry.....	356	2,530	3,769	91		2,349		187	292	1,193	217
72	Self-sufficing.....	243	1,490	1,496			1,687			594	2,363	468
73	Abnormal.....	260	3,604	4,980	1,091		2,578		729	3,433	2,092	531
74	Unclassified.....	1,344	2,715	2,087	63		1,390		77	1,312	665	195
Other pasture (excl. woodland), 1929:												
75	All types.....	10,738	71,575	103,785	9,487	4	26,420	20	897	300,822	23,113	6,421
76	General.....	4,924	8,685	6,927	251		5,028		33	12,877	4,912	1,181
77	Cash-grain.....			66							41	
78	Crop-specialty.....	401	2,030	2,357			755			9,920	564	129
79	Fruit.....	3,509	2,354	4			89		57	124	411	79
80	Truck.....	694	1,162	7	49	4	145		65	66	210	29
81	Dairy.....	754	48,177	78,292	6,611		14,590		541	257,933	11,810	3,840
82	Animal-specialty.....	59	407	420						301	183	
83	Poultry.....	120	3,266	4,544	176		1,139		37	939	558	166
84	Self-sufficing.....	56	2,425	1,758			1,735			3,090	1,824	485
85	Abnormal.....	1	4,884	5,357	2,029		1,508		164	10,737	2,199	347
86	Unclassified.....	220	3,135	4,033	351		431			4,335	401	165

AGRICULTURE—NEW YORK

1930 AND 1929, BY TYPE OF FARM—Continued

bottom of p. 8]

Schoharie	Schuylcr	Seneca	Steuben	Suffolk	Sullivan	Tioga	Tompkins	Ulster	Warren	Wash- ington	Wayne	West- chester	Wyom- ing	Yates	
<i>Number</i> 2,272	<i>Number</i> 1,361	<i>Number</i> 1,668	<i>Number</i> 5,143	<i>Number</i> 1,772	<i>Number</i> 2,979	<i>Number</i> 2,273	<i>Number</i> 2,358	<i>Number</i> 3,690	<i>Number</i> 889	<i>Number</i> 2,889	<i>Number</i> 4,498	<i>Number</i> 428	<i>Number</i> 2,839	<i>Number</i> 1,739	1
319	533	662	1,116	110	363	422	500	388	297	312	1,370	32	594	691	2
15	12	48	21			20	31				7		13	13	3
42	167	195	793	802	26	78	196	89	26	128	173		383	105	4
17	64	68	219	16	1	4	14	691		15	959	13	51	352	5
8	7	21	44	255	2	11	17	77	10	17	686	15	6	25	6
1,521	114	286	2,166	105	876	1,015	712	651	126	1,970	490	120	1,244	167	7
2	28	11	38		1	15	25	6	8	10	7		64	20	8
78	173	91	199	185	504	237	215	610	25	99	222	44	84	102	9
120	75	82	172		322	113	128	351	179	89	178	2	65	89	10
88	126	123	290	132	818	259	406	673	200	202	214	143	211	124	11
1	1	2	2	35	6	1	3	24	3	3	1	68	2	1	12
74	107	115	244	89	289	238	388	403	142	169	198	68	183	109	13
3	7	2	8	7	497	4	2	223	28	15	4	3	3	1	14
7	9	3	27	1	21	9	8	22	23	9	4	1	13	2	15
3	2	1	9		5	7	5	1	4	6	7	3	10	11	16
62	62	79	85	167	60	99	114	154	18	47	192	59	124	51	17
<i>Acres</i> 304,574	<i>Acres</i> 155,974	<i>Acres</i> 172,700	<i>Acres</i> 706,899	<i>Acres</i> 99,871	<i>Acres</i> 288,503	<i>Acres</i> 262,396	<i>Acres</i> 240,632	<i>Acres</i> 314,765	<i>Acres</i> 130,372	<i>Acres</i> 417,432	<i>Acres</i> 325,482	<i>Acres</i> 41,033	<i>Acres</i> 333,115	<i>Acres</i> 185,999	18
32,276	72,907	73,324	150,393	6,083	41,058	47,932	53,371	44,457	48,359	36,299	107,185	2,803	66,985	94,711	19
1,569	1,681	7,314	1,788			2,283	3,301				718		1,148	1,798	20
4,253	21,888	25,294	103,852	53,695	3,310	10,962	24,057	14,024	3,044	16,086	16,243		46,081	14,132	21
1,829	5,964	8,118	9,117	889		48	1,446	37,136		2,409	69,200	331	5,688	25,238	22
317	188	1,513	1,586	11,190		445	1,201	3,907	647	1,156	37,277	475	431	2,315	23
236,340	16,864	34,020	367,030	5,199	104,540	147,589	95,837	94,079	20,781	324,717	58,362	17,480	172,526	20,148	24
	4,713	1,105	7,460		32,616	2,545	3,927	418	1,233	1,275	606		11,880	4,569	25
4,497	14,648	6,176	15,809	4,486	16,707	15,958	31,615	7,157	2,452	7,157	12,148	1,827	3,866	8,129	26
9,560	5,295	3,853	14,693		23,647	7,237	7,941	18,763	20,537	6,535	6,816		2,829	4,947	27
5,536	6,726	3,937	21,801	7,876	74,496	17,140	22,193	60,286	30,153	17,735	6,023	15,370	9,527	5,193	28
3,738	5,248	3,630	14,307	6,022	1,771	3,861	15,829	1,140	1,403	1,403		11,607	2,885	2,941	29
291	446		285	1,680	22,022	14,542	17,273	19,179	10,900	11,983	4,996	2,885	6,450	30	
1,087	1,032	307	5,017	43,461	43,461	300	19,214	6,606	1,404	1,404	49	251	1,679	31	
420			5,017	6,414	6,414	1,390	793	6,064	10,532	1,903	494		1,079	32	
8,367	5,200	7,146	8,390	10,253	6,836	9,508	11,400	10,980	3,166	4,063	10,884	2,147	12,174	4,019	34
134	115	104	137	56	96	115	102	85	147	144	72	96	72	107	35
101	137	111	135	55	113	114	107	115	163	110	103	88	113	137	36
105	140	152	84			114	106				94		120	135	38
102	131	130	137	67	127	141	123	158	117	126	72	72	112	72	39
108	93	119	42	56		12	103	54	51	161	54	32	72	101	40
40	27	72	36	44		40	71	51	65	165	119	146	139	121	41
155	148	122	169	50	119	145	135	145	165	165	87		186	228	42
	168	106	196			170	157	70	154	128	87		46	80	43
58	84	68	79	24	65	70	74	52	98	72	55	42	46	56	44
80	71	47	85	73	73	64	62	53	115	73	38		44	56	44
64	55	33	76	60	91	66	55	90	151	88	88	108	46	43	45
117,645	62,185	98,995	276,309	54,304	70,242	84,459	96,139	90,857	21,907	157,692	178,936	10,961	142,689	93,168	46
13,113	29,812	42,121	38,450	1,970	10,174	15,217	22,803	11,071	7,942	13,016	59,549	664	30,839	46,659	47
709	723	4,487	792			885	1,746				433		504	985	48
1,707	9,714	15,634	48,568	38,831	728	3,445	11,749	3,807	804	6,371	8,240		21,350	6,990	49
966	3,084	5,238	5,023	377		29	512	19,462		1,156	43,822	369	3,110	14,528	50
131	83	966	5,705	6,292		225	514	1,225	159	374	22,598	189	107	1,489	51
93,365	6,840	20,111	142,627	1,792	32,135	51,715	62,318	31,078	4,551	127,739	30,093	5,110	72,311	11,570	52
	1,742	551	2,348			603	1,020	1,176	269	521	298		4,958	1,934	53
1,802	5,908	3,240	6,104	1,137	7,569	5,398	6,320	8,585	3,45	2,404	6,344	450	1,581	4,118	54
2,763	1,738	1,586	4,563		4,795	1,830	2,139	3,756	3,930	1,450	2,418		964	1,712	55
1,514	1,916	1,751	5,734	1,950	14,208	3,848	5,619	9,905	3,685	3,827	2,079	3,575	3,267	1,380	56
				1,480	282		658	1,362	91	435		2,593			57
970	1,500	1,582	4,110	394	2,990	3,325	4,655	3,609	2,075	2,492	1,672	530	2,217	1,036	58
91	160		137	76	10,093	123	793	4,524	793	252	21	82	89		59
328	258	169	984	761	72	237	209	4,410	602	432		206	495		60
119			503	193	82	193	97		124	216	180	370	466	324	61
1,475	625	2,610	1,395	1,955	633	1,264	1,404	1,492	282	834	3,053	604	3,698	1,825	62
45,112	20,857	26,769	81,926	5,413	34,164	38,191	26,859	30,839	11,197	74,400	34,051	7,291	41,919	24,577	63
4,766	10,764	11,069	17,645	311	4,058	6,567	5,660	4,420	3,882	5,616	11,779	366	8,368	12,340	64
198	107	489	227			240	238				11		86	161	65
523	2,098	2,778	11,081	1,089	196	1,072	1,673	1,123	225	2,858	1,483		4,985	1,765	66
216	505	675	471	5		5	361	2,268		91	5,198	131	682	2,660	67
118	15	193	191	653		30	119	255	282	132	3,182	80	95	201	68
36,116	2,603	7,887	44,933	1,230	15,916	22,520	12,340	11,193	2,325	60,219	8,316	4,113	22,070	2,604	69
	1,140	259	1,286			492	641	59	85	334	173		2,149	1,038	70
687	1,855	787	1,744	483	4,332	2,348	2,000	3,332	160	1,452	1,142	401	400	1,299	71
1,169	478	683	3,046		3,046	721	1,961	1,643	1,643	1,041	746		320	757	72
485	696	613	2,327	1,126	6,164	2,455	2,034	5,239	2,235	1,909	874	1,875	1,386	850	73
834	596	1,386	631	1,052	1,470	1,470	1,163	1,089	360	748	1,147		1,388	402	74
50,478	12,828	6,673	83,322	1,521	46,155	43,203	29,180	36,809	12,927	59,074	23,282	4,434	55,671	13,532	75
4,078	6,818	2,812	14,749	74	6,631	7,060	5,466	4,211	5,111	4,306	8,309	307	8,582	7,498	76
86	76	266	113												

[See Note,

ITEM AND TYPE OF FARM (See definitions in Introduction)	THE STATE	Albany	Allegany	Bronx	Broome	Cattaraugus	Cayuga	Chautauqua
	Dollars	Dollars	Dollars	Dollars	Dollars	Dollars	Dollars	Dollars
Land and buildings:								
1 All types.....	1,315,904,741	16,262,890	16,781,889	890,000	19,718,345	23,949,865	21,701,387	43,477,826
2 General.....	183,473,349	2,800,800	2,152,230		1,896,890	1,990,220	6,523,495	4,798,700
3 Cash-grain.....	3,093,141	14,500					630,497	47,450
4 Crop-specialty.....	100,404,386	468,600	1,351,380		709,000	367,950	1,736,050	661,017
5 Fruit.....	97,519,212	586,520	25,150		50,500	164,450	301,000	12,733,477
6 Truck.....	74,754,505	2,900,000	26,500	317,000	329,750	76,200	386,000	1,490,075
7 Dairy.....	545,129,851	4,446,950	10,575,090		11,258,833	17,219,250	7,904,565	14,479,208
8 Animal-specialty.....	8,174,727	262,890	85,000		186,500	264,870	146,900	566,500
9 Poultry.....	63,134,763	1,297,100	760,700		1,024,700	828,010	1,278,385	2,605,058
10 Self-sufficing.....	27,793,947	451,100	321,150		615,757	540,600	421,250	1,103,012
11 Abnormal.....	145,563,706	2,083,730	1,051,440		2,890,900	1,466,305	1,496,375	3,312,620
12 Institution or country estate.....	52,276,884	741,000			733,500	133,500	445,450	263,000
13 Part-time.....	60,184,206	1,060,300	951,290		1,854,760	1,137,005	940,925	2,025,400
14 Boarding and lodging.....	24,508,127	71,400	17,050		91,300		13,500	142,800
15 Forest-product.....	3,728,109	71,100	71,100		53,850	117,050	21,500	138,570
16 Horse farm, feed lot, or livestock dealer.....	4,566,380	211,000	12,000		127,500	78,750	75,000	142,850
17 Unclassified.....	66,960,153	770,700	403,249	63,000	755,515	1,032,110	867,850	1,630,109
Land and buildings, per farm:								
18 All types.....	8,234	8,408	4,972	25,333	6,353	5,989	5,615	6,783
19 General.....	6,768	6,899	4,131		4,790	4,472	5,441	5,775
20 Cash-grain.....	6,955	3,625					5,710	3,163
21 Crop-specialty.....	10,998	8,842	5,005		6,219	4,972	5,151	4,241
22 Fruit.....	11,543	11,730	5,030		7,214	6,325	6,689	10,662
23 Truck.....	12,602	10,781	5,300	26,417	10,992	4,763	6,433	9,372
24 Dairy.....	8,004	7,524	5,852		7,393	6,747	7,121	6,608
25 Animal-specialty.....	8,578	10,516	3,696		7,771	5,886	6,677	8,225
26 Poultry.....	6,675	7,127	4,347		5,282	4,652	4,393	5,093
27 Self-sufficing.....	3,835	5,600	2,490		4,247	3,834	2,753	4,259
28 Abnormal.....	8,738	11,772	3,359		5,680	4,250	4,134	4,829
Land and buildings, per acre:								
29 All types.....	73	80	35	2,209	59	44	58	81
30 General.....	64	58	29		51	41	51	66
31 Cash-grain.....	57	27					44	23
32 Crop-specialty.....	97	78	35		57	44	52	45
33 Fruit.....	154	112	112		71	61	73	213
34 Truck.....	251	236	90	2,420	367	69	118	186
35 Dairy.....	53	51	35		50	42	58	53
36 Animal-specialty.....	54	62	31		54	30	53	44
37 Poultry.....	116	120	64		124	77	72	93
38 Self-sufficing.....	60	67	34		64	58	64	75
39 Abnormal.....	125	146	44		97	66	108	107
Farm buildings (including dwellings):								
40 All types.....	715,818,989	9,710,055	10,280,185	79,200	11,197,822	14,187,469	14,209,023	24,123,561
41 General.....	105,175,690	1,827,125	1,290,540		1,137,775	1,203,108	4,303,050	2,639,990
42 Cash-grain.....	1,663,250	9,000					407,980	22,750
43 Crop-specialty.....	41,031,567	263,710	793,675		358,200	221,400	1,068,900	360,270
44 Fruit.....	50,106,671	367,200	33,500		33,500	96,300	174,858	6,305,544
45 Truck.....	27,804,268	1,564,400	14,650	69,700	167,550	37,600	231,550	649,270
46 Dairy.....	311,650,222	2,699,165	6,440,745		6,424,762	10,159,211	5,109,670	8,511,179
47 Animal-specialty.....	4,480,795	150,050	50,100		95,200	131,050	77,950	357,500
48 Poultry.....	40,191,191	884,555	553,685		680,115	553,050	907,230	1,710,340
49 Self-sufficing.....	17,108,815	293,600	205,900		359,050	317,400	286,265	620,520
50 Abnormal.....	83,475,974	1,235,050	675,300		1,513,450	881,800	1,093,800	2,005,945
51 Institution or country estate.....	24,230,993	439,500			223,000	55,150	387,000	117,000
52 Part-time.....	36,846,465	667,050	617,500		1,140,800	703,840	634,800	1,650,370
53 Boarding and lodging.....	18,125,087	50,200	11,500		52,700		10,000	99,500
54 Forest-product.....	1,882,074	39,200	39,200		32,050	55,210	13,600	64,225
55 Horse farm, feed lot, or livestock dealer.....	2,385,355	78,300	6,800		64,900	48,100	48,400	74,850
56 Unclassified.....	33,131,546	416,200	224,250	9,500	428,220	606,750	547,770	890,253
Farmers' dwellings:								
57 All types.....	368,993,839	5,568,705	4,990,465	59,500	6,915,347	7,053,837	6,966,177	13,565,183
58 General.....	56,321,627	1,023,900	674,150		664,400	672,765	2,185,050	1,506,500
59 Cash-grain.....	830,735	4,800					204,450	12,850
60 Crop-specialty.....	21,859,970	142,550	391,100		223,050	131,100	562,750	195,275
61 Fruit.....	27,485,173	220,100	7,300		19,200	52,000	82,850	3,874,208
62 Truck.....	16,129,187	921,300	11,000	56,500	112,700	20,900	120,400	385,250
63 Dairy.....	147,885,853	1,422,960	2,877,600		3,045,145	4,792,607	2,350,400	4,203,785
64 Animal-specialty.....	2,114,275	80,600	28,800		47,700	58,850	41,450	172,100
65 Poultry.....	23,043,588	563,875	327,750		409,575	315,850	492,180	997,795
66 Self-sufficing.....	10,996,423	181,200	127,500		232,030	209,390	179,705	381,250
67 Abnormal.....	45,398,821	806,500	420,940		922,522	553,100	482,292	1,377,050
68 Institution or country estate.....	8,093,233	278,000			32,500	9,000	37,000	42,200
69 Part-time.....	24,778,366	443,000	393,090		788,800	487,550	409,492	1,189,050
70 Boarding and lodging.....	10,318,975	30,300	6,000		42,400		6,150	79,500
71 Forest-product.....	1,028,352	17,850	17,850		21,422	29,650	7,300	36,900
72 Horse farm, feed lot, or livestock dealer.....	1,170,876	55,200	4,000		37,400	26,600	22,350	30,300
73 Unclassified.....	14,828,287	218,900	124,325	3,000	239,025	248,375	264,650	458,200
Implements and machinery:								
74 All types.....	173,606,389	2,370,052	3,250,825	12,550	2,644,000	3,855,843	3,993,057	5,554,016
75 General.....	27,298,267	420,489	470,744		268,834	278,839	1,369,216	665,491
76 Cash-grain.....	474,671	2,800					135,924	7,150
77 Crop-specialty.....	10,372,052	50,150	282,505		62,895	40,288	250,095	73,008
78 Fruit.....	11,601,284	72,442	2,850		4,225	29,450	50,681	1,151,184
79 Truck.....	8,497,154	487,248	4,810	10,550	22,160	20,980	61,140	146,463
80 Dairy.....	91,246,117	876,211	2,115,518		1,836,160	3,045,779	1,667,433	2,598,423
81 Animal-specialty.....	1,088,291	39,600	14,275		33,970	37,400	32,125	73,655
82 Poultry.....	7,218,952	192,924	117,233		103,929	97,298	242,214	360,677
83 Self-sufficing.....	2,563,172	45,435	49,180		53,877	40,140	57,319	83,092
84 Abnormal.....	9,015,172	120,055	145,675		215,520	166,568	147,960	280,338
85 Unclassified.....	4,231,347	62,750	48,035	2,000	52,460	99,101	78,950	114,635

AGRICULTURE—NEW YORK

FARM PROPERTY, 1930, BY TYPE OF FARM

bottom of p. 8]

Chemung	Chenango	Clinton	Columbia	Cortland	Delaware	Dutchess	Erie	Essex	Franklin	Fulton	Genesee	Greene	
<i>Dollars</i> 8,871,562 1,611,650 81,500 623,100 70,000 352,200 4,157,209 60,200 964,335 375,850	<i>Dollars</i> 17,547,740 699,275	<i>Dollars</i> 18,480,958 1,814,700	<i>Dollars</i> 22,380,982 2,671,800 40,000 863,200 0,513,720 164,050 6,517,397 108,500 1,281,500 877,150	<i>Dollars</i> 12,045,877 740,200 481,671 98,734 21,474,854 32,500 441,990 143,095 407,175	<i>Dollars</i> 26,488,669 906,190 330,400 198,400 21,474,854 629,550 490,200 7,741,809 382,000 5,545,554 1,462,305 461,950 62,500 209,500 620,955	<i>Dollars</i> 38,128,071 3,827,105 740,450 3,504,800 478,000 19,371,883 640,437 4,793,312 1,492,926	<i>Dollars</i> 58,901,157 10,066,905 199,100 3,480,175 2,416,670 5,017,336 492,100 4,793,312 1,492,926	<i>Dollars</i> 11,223,496 1,732,090 237,000 68,750 153,575 4,835,840 147,500 229,060 638,100	<i>Dollars</i> 15,874,382 1,031,965 18,000 1,123,720 161,300 15,000 408,000 20,000 3,450,950 18,000 170,200 292,600	<i>Dollars</i> 6,095,845 918,875 7,285,920 168,000 3,827,624 1,316,250 920,696 7,086,350 336,140 953,955 426,630	<i>Dollars</i> 23,471,479 1,859,700 1,285,920 168,000 3,827,624 1,316,250 920,696 7,086,350 336,140 953,955 426,630	<i>Dollars</i> 13,130,010 1,859,700 234,520 1,316,250 55,125 4,809,240 38,500 971,500 610,850 2,821,200 414,450 2,305,800 66,450 34,500 383,125	1 2 3 4 5 6 7 8 9 10 11 12 13 14 15 16 17 18 19 20 21 22 23 24 25 26 27 28 29 30 31 32 33 34 35 36 37 38 39 40 41 42 43 44 45 46 47 48 49 50 51 52 53 54 55 56 57 58 59 60 61 62 63 64 65 66 67 68 69 70 71 72 73 74 75 76 77 78 79 80 81 82 83 84 85
828,075 754,575 47,500 26,000 747,443 6,308 4,579 16,300 7,331 17,500 12,579 8,120 5,017 4,945 3,450 4,225 55 39 122 63 511 255 53 42 60 41 56 6,003,517 956,500 42,500 332,400 28,000 162,094 2,479,569 39,750 655,650 205,900 613,170 560,170 40,000 13,000 487,934 3,108,324 535,800 26,000 177,800 17,000 91,900 1,224,994 22,300 370,800 132,450 361,530 337,230 17,500 6,800 148,750 1,558,123 257,358 6,700 82,625 6,650 41,624 793,227 6,050 177,763 39,655 104,559 41,912	5,285 3,362 3,864 4,500 3,583 6,156 3,761 4,474 2,515 3,042 38 29 20 112 53 37 25 94 35 36 10,809,825 402,695 164,900 8,500 13,600 8,138,790 114,480 853,600 204,675 594,435 470,335 13,050 48,650 62,400 314,150 5,202,748 221,225 99,485 5,800 9,800 3,689,390 53,580 484,475 124,225 350,475 293,600 10,875 26,300 25,700 158,291 3,368,172 108,374 32,590 2,000 1,900 2,801,497 21,649 181,584 33,551 118,747 56,320	6,834 5,097 6,244 17,343 5,562 7,498 4,833 4,722 2,788 6,495 45 38 47 143 86 44 53 92 50 49 10,672,134 1,084,250 551,300 236,600 99,900 7,178,228 10,500 101,700 274,375 1,027,383 398,033 417,250 125,100 63,800 22,500 107,900 5,332,878 590,200 290,450 119,300 68,550 3,481,795 6,500 84,750 186,925 468,158 63,000 283,058 76,300 33,300 12,500 56,350 2,788,377 265,290 150,949 105,333 19,650 2,014,136 1,300 11,100 47,527 150,597 20,495	10,444 7,812 10,000 10,400 14,507 8,634 11,597 6,781 9,708 5,012 8,467 81 57 55 55 89 60 158 89 48 32 109 65 108 12,943,927 1,689,350 33,200 555,800 3,322,075 87,700 3,848,310 70,600 788,100 538,100 1,360,455 411,280 754,775 125,100 33,300 36,000 750,237 7,245,580 947,160 20,900 314,500 1,918,200 54,900 1,858,350 39,400 421,500 346,720 812,300 148,500 546,100 78,200 23,500 16,000 411,650 2,740,673 335,430 4,500 71,300 796,655 22,175 1,013,264 14,300 174,349 74,183 161,240 73,277	6,121 4,554 3,622 4,347 7,052 7,419 3,250 5,816 2,700 2,751 46 38 28 133 39 48 38 79 72 34 58 7,098,264 436,780 265,439 54,200 126,800 13,602,929 5,427,819 248,000 276,600 1,227,175 347,000 431,075 326,300 73,300 49,500 292,496 3,275,389 240,000 310,700 130,281 32,500 2,352,514 11,200 247,950 167,850 645,115 145,600 273,815 169,200 32,400 24,200 173,100 2,187,820 4,071,893 144,930 34,195 892,030 54,302 1,690,453 38,483 169,070 46,755 131,649 43,984	6,695 13,152 4,347 22,438 22,467 10,884 18,220 26,685 11,573 6,606 30,844 816 112 89 136 168 89 79 144 97 206 21,576,207 2,130,422 391,000 1,851,900 243,300 2,407,864 9,020,799 259,755 1,425,436 390,800 4,506,725 3,299,635 810,990 271,300 25,800 93,000 1,350,050 2,430,100 1,611,750 588,050 193,500 12,300 54,500 608,160 3,264,523 3,622,623 26,176 892,030 54,302 1,690,453 38,483 169,070 46,755 131,649 43,984	9,578 9,053 18,100 10,514 9,706 11,614 10,196 10,470 8,293 5,489 8,293 131 130 149 133 144 205 93 127 193 37 268 28,975,768 4,894,368 1,483,571 1,177,340 2,407,864 9,020,799 235,450 2,900,411 815,870 3,518,640 548,275 920,155 134,800 140,530 144,500 1,555,363 15,898,397 2,815,968 20,300 618,945 950,300 1,410,175 5,048,505 136,520 1,794,768 505,948 2,143,855 53,200 670,325 423,200 86,130 11,000 584,735 1,326,507 214,488 19,610 37,315 7,165 713,653 16,715 14,240 50,677 212,334 20,420	6,888 5,552 6,405 10,875 10,970 8,087 9,833 5,587 3,563 5,534 43 34 42 59 75 41 64 90 37 50 6,695,410 964,305 140,750 600,470 104,400 35,800 2,065,715 6,465,857 111,200 90,500 219,100 1,863,535 204,000 920,155 563,350 83,750 61,000 119,600 4,928,893 378,750 314,825 54,900 7,000 24,750 3,012,173 6,500 55,100 143,320 604,975 48,000 391,225 27,200 7,250 37,700 68,450 1,092,399 166,589 4,800 126,395 1,800 2,100 725,879 3,050 28,225 31,690 141,210 24,130	5,224 3,735 4,015 4,500 4,744 5,000 4,297 4,160 0,902 3,600 3,656 2,218 3,360 5,224 3,735 4,015 4,500 4,744 5,000 4,297 4,160 0,902 3,600 3,656 2,218 3,360 9,178,382 630,555 9,800 99,900 10,500 12,500 2,177,240 11,200 128,000 103,900 468,200 111,200 578,415 42,100 18,100 114,255 119,600 2,156,005 361,500 54,900 7,000 8,000 1,119,905 6,500 72,600 130,250 305,200 233,050 27,200 7,250 37,700 68,450 1,092,399 135,070 4,800 126,395 1,800 2,100 725,879 3,050 28,225 31,690 141,210 24,130	9,186 9,006 8,400 10,373 13,600 9,026 10,608 15,279 7,511 4,444 4,958 9,186 9,006 8,400 10,373 13,600 9,026 10,608 15,279 7,511 4,444 4,958 13,280,197 4,214,906 102,100 2,099,142 243,280 229,707 4,019,365 194,080 633,380 410,800 695,555 519,900 351,500 43,800 38,100 114,255 119,600 2,156,005 361,500 54,900 7,000 8,000 1,119,905 6,500 72,600 130,250 305,200 233,050 27,200 7,250 37,700 68,450 1,092,399 135,070 4,800 126,395 1,800 2,100 725,879 3,050 28,225 31,690 141,210 24,130	7,348 6,797 6,013 11,061 6,891 7,135 7,700 5,924 4,699 8,985 8,509,080 1,214,200 141,000 793,700 25,000 3,029,235 20,200 666,900 410,800 1,984,235 306,835 1,620,400 33,200 23,800 238,700 5,135,800 710,100 85,500 443,550 16,500 1,637,250 16,000 415,600 278,350 1,378,800 217,000 1,124,800 19,100 18,400 154,150 1,774,395 282,202 14,940 157,044 9,975 891,722 3,900 129,757 83,795 215,265 22,765			

[See Note,

ITEM AND TYPE OF FARM (See definitions in Introduction)		Hamilton	Herkimer	Jefferson	Kings	Lewis	Livingston	Madison	Monroe
		Dollars	Dollars	Dollars	Dollars	Dollars	Dollars	Dollars	Dollars
1	Land and buildings:								
2	All types	1,875,105	17,460,725	32,708,437	250,500	15,863,454	21,369,179	18,960,013	62,583,523
3	General	230,565	592,770	1,296,745		690,150	5,205,890	1,051,520	14,939,683
4	Cash-grain					114,300			358,600
5	Crop-specialty		335,350	1,171,175		380,900	2,899,392	474,990	6,034,450
6	Fruit		129,925	45,000		16,700	252,400	85,000	7,690,250
7	Truck		92,950	217,500	189,500	11,490	623,970	1,279,152	5,208,374
8	Dairy	89,950	14,412,520	27,053,756	61,000	13,357,249	8,909,695	14,091,046	8,454,176
9	Animal-specialty			161,750		39,000	593,880		369,700
10	Poultry		353,000	448,480		34,100	305,550	931,700	1,855,390
11	Self-sufficing	196,500	232,350	219,580		408,780	171,400	356,632	755,105
12	Abnormal	1,410,290	900,860	1,089,800		618,875	1,135,657	989,443	3,365,258
13	Institution or country estate	685,000					587,346	176,900	1,043,858
14	Part-time	119,500	738,760	910,950		454,250	376,870	714,543	2,063,500
15	Boarding and lodging	605,790	64,600	39,500		5,775		19,550	51,300
16	Forest-product		26,500	39,450		131,850	82,916	46,550	
17	Horse farm, feed lot, or livestock dealer		71,000	99,900		27,000	88,525	31,900	206,600
18	Unclassified	47,500	361,000	1,091,650		266,300	1,157,045	700,530	3,552,537
19	Land and buildings, per farm:								
20	All types	12,344	7,275	6,961	22,773	6,198	9,203	6,285	12,625
21	General	5,130	4,600	4,698		3,503	7,622	4,801	11,519
22	Cash-grain					8,164			12,366
23	Crop-specialty		6,449	5,713		3,527	8,214	5,655	12,290
24	Fruit		3,712	6,857		4,175	10,974	7,083	14,268
25	Truck		3,320	4,531	23,688	2,850	10,229	5,352	12,430
26	Dairy	4,997	8,384	7,734	20,333	7,646	11,437	7,260	16,196
27	Animal-specialty			4,902		7,800	15,023		13,204
28	Poultry		5,191	4,312		3,100	4,244	5,119	9,869
29	Self-sufficing	4,570	3,103	2,745		2,555	3,061	3,242	6,742
30	Abnormal	28,206	3,900	3,585		2,800	8,872	3,938	10,786
31	Land and buildings, per acre:								
32	All types	61	58	49	2,879	39	84	59	168
33	General	34	48	50		25	57	56	138
34	Cash-grain						45		142
35	Crop-specialty		61	47		20	58	53	122
36	Fruit		113	136		104	89	109	199
37	Truck		125	432	2,256	125	93	142	324
38	Dairy	49	56	47	20,333	43	60	54	137
39	Animal-specialty			36		32	56		168
40	Poultry		135	78		75	103	91	282
41	Self-sufficing	40	47	50		30	61	68	218
42	Abnormal	76	89	70		23	79	89	301
43	Farm buildings (including dwellings):								
44	All types	965,700	10,662,787	18,598,497	73,000	8,909,535	11,218,041	11,214,042	27,390,937
45	General	140,500	383,350	798,695		383,400	2,932,177	632,300	7,049,720
46	Cash-grain						84,450		187,000
47	Crop-specialty		199,974	659,860		204,300	1,537,933	269,560	3,143,300
48	Fruit		83,860	29,000		11,700	130,000	43,650	3,835,215
49	Truck		55,310	91,500	51,000	6,500	268,400	506,992	2,494,769
50	Dairy	58,400	8,649,098	15,360,732	22,000	7,477,295	4,675,252	7,977,004	4,454,076
51	Animal-specialty			95,550		22,800	222,350		205,050
52	Poultry		249,800	319,800		24,575	195,050	680,690	1,137,730
53	Self-sufficing	121,800	187,015	170,950		249,300	104,075	184,063	417,100
54	Abnormal	620,700	609,320	670,610		374,535	531,081	647,008	1,709,010
55	Institution or country estate	185,000					220,026	121,900	335,200
56	Part-time	72,900	496,020	562,260		304,335	238,755	459,508	1,180,310
57	Boarding and lodging	362,800	50,900	28,300		4,200		16,600	35,000
58	Forest-product		15,300	17,050		49,800	28,600	30,200	
59	Horse farm, feed lot, or livestock dealer		47,100	63,000		16,200	43,700	18,900	108,500
60	Unclassified	24,300	240,060	443,800		155,430	567,273	367,875	1,797,967
61	Farmers' dwellings:								
62	All types	435,375	4,865,545	8,298,000	48,250	4,167,000	5,351,182	5,572,977	14,695,370
63	General	80,650	219,990	439,390		214,900	1,448,707	348,400	4,337,075
64	Cash-grain						22,425		103,300
65	Crop-specialty		110,100	298,230		123,900	722,850	124,250	1,665,625
66	Fruit		13,900	6,500		68,300	68,300	27,800	2,076,780
67	Truck		31,600	64,300	37,250	4,100	123,300	252,160	1,409,690
68	Dairy	29,500	3,618,910	6,545,680	11,000	3,324,545	2,095,900	3,707,877	2,142,800
69	Animal-specialty			46,700		14,300	88,700		101,800
70	Poultry		160,500	170,850		14,100	123,300	343,940	628,100
71	Self-sufficing	78,525	115,450	85,350		155,150	69,000	116,275	279,000
72	Abnormal	231,200	405,075	430,000		227,225	283,450	443,925	1,097,050
73	Institution or country estate	27,000					85,000		179,500
74	Part-time	36,500	334,975	371,500		192,725	167,250	310,175	827,850
75	Boarding and lodging	167,700	39,500	19,750		1,150		9,850	27,700
76	Forest-product		7,700	6,250		25,950	13,200	19,800	
77	Horse farm, feed lot, or livestock dealer		22,900	32,500		7,400	18,000	10,100	62,000
78	Unclassified	15,500	143,100	212,600		82,280	305,250	213,350	854,150
79	Implements and machinery:								
80	All types	118,553	2,903,833	5,271,437	7,175	2,838,147	3,102,872	3,411,558	5,988,747
81	General	33,651	80,638	192,443		123,111	872,917	1,874,623	1,874,623
82	Cash-grain						17,700		30,045
83	Crop-specialty		45,975	141,385		40,155	419,084	58,290	798,669
84	Fruit		25,123	3,300		1,900	30,000	8,375	847,722
85	Truck		18,710	13,275	3,775	460	78,140	206,593	511,214
86	Dairy	8,500	2,530,020	4,587,144	3,400	2,519,621	1,350,337	2,673,227	1,178,089
87	Animal-specialty			19,095		4,900	53,172		50,500
88	Poultry		41,755	68,773		4,970	33,300	121,114	168,096
89	Self-sufficing	17,997	36,346	23,945		36,630	28,711	29,374	45,167
90	Abnormal	54,905	98,318	127,912		88,545	99,756	92,972	240,559
91	Unclassified	1,500	26,750	94,185		15,855	119,855	63,165	244,063

AGRICULTURE—NEW YORK

163

PROPERTY, 1930, BY TYPE OF FARM—Continued

bottom of p. 8]

Montgomery	Nassau	New York	Niagara	Oneida	Onondaga	Ontario	Orange	Orleans	Oswego	Otsego	Putnam	Queens
Dollars 13,193,471 982,520	Dollars 35,737,228 285,500	Dollars	Dollars 39,725,133 10,204,535	Dollars 39,725,257 1,804,915	Dollars 38,555,392 7,110,165	Dollars 27,878,718 11,335,518	Dollars 36,221,531 1,490,150	Dollars 22,008,228 7,571,165	Dollars 20,204,889 2,422,470	Dollars 21,847,815 1,063,447	Dollars 8,121,816 352,650	Dollars 12,325,881
393,480	11,233,486 159,350		634,102 15,242,934	837,500 111,600	3,744,709 574,708	2,285,167 2,144,703	942,500 1,999,000	477,600 9,128,254	717,600 878,500	574,675 32,400		
79,000	12,247,350		1,065,740 4,994,438	819,220 24,215,190	2,627,300 16,119,755	3,983,894 3,396,474	4,503,325 18,455,921	2,059,135 1,002,464	1,136,075 9,951,579	105,000 15,164,546	75,000 5,120,916	6,753,900 411,130
10,527,151	1,100,000		141,900 1,585,979	67,700 1,105,700	317,350 1,654,115	553,600 815,850	2,283,135 494,250	200,800 424,850	54,440 1,452,500	86,250 1,622,560	310,000	
226,660	545,080		578,350	706,280	942,620	548,970		194,320	809,950	369,752		
162,300												
448,985	4,075,193		3,347,960	2,706,902	3,598,000	1,116,885	4,157,550	291,200	1,915,650	1,529,985	1,919,759	
	4,190,693		1,330,223	1,059,387	199,500	349,385	1,878,500			445,700	1,013,800	
302,785	484,500		1,700,937	1,279,615	3,166,950	690,700	1,296,100	253,200	1,695,750	832,535	496,600	
			90,800	40,500	133,900	29,500	682,950		30,400	36,000	114,350	
			105,000	48,200	26,800	17,000	171,500		130,500	77,950		
146,200			31,000	279,200	64,850	60,300	128,500		38,000	59,000	295,000	
318,875	5,491,269		1,329,195	1,162,250	1,755,670	1,518,807	1,895,700	658,440	866,125	695,000	343,500	5,130,891
7,528	81,722		9,887	7,150	8,513	8,392	11,628	9,201	4,275	5,489	27,720	66,268
4,913	28,550		8,692	5,028	7,233	8,415	10,001	9,003	3,738	4,634	17,633	
					10,091	9,080				11,300		
6,054	85,102		7,549	6,158	9,880	7,826	14,067	7,960	5,018	4,870		
	17,706		12,155	5,874	17,415	8,155	14,807	10,867	4,749	4,629		
6,077	55,418		7,820	8,534	8,586	9,646	8,339	7,200	5,235	10,500	15,000	69,628
8,435	42,308		12,035	7,598	10,340	10,204	12,547	10,229	5,106	6,117	30,482	55,141
9,083			7,468	6,770	9,334	12,035		10,668	4,188	4,313		
4,626	20,188		6,896	5,771	6,950	6,475	9,884	7,868	3,990	4,482	18,235	
3,959			5,355	4,155	4,834	4,652	5,616	4,416	2,531	2,550		
4,989	126,357		8,454	7,142	5,957	5,817	15,689	4,412	2,998	4,665	29,087	
62	1,522		141	65	103	81	120	108	52	43	153	4,290
46	1,807		110	59	91	72	121	93	47	43	129	
					92	94				72		
50	1,095		100	67	104	72	100	82	59	44		
	1,967		155	110	176	96	237	115	76	35		
136	1,704		173	131	221	107	360	109	102	361	216	3,868
62	1,341		114	59	86	76	92	89	45	40	143	15,211
52			82	33	74	64		80	33	33		
117	3,169		167	128	169	101	202	145	77	74	332	
90			166	68	126	96	102	99	59	39		
107	1,691		273	109	172	123	151	138	69	55	170	
7,869,944	7,334,344 75,400		22,081,377 5,679,427	19,123,342 1,034,595	21,099,577 4,063,057	16,193,738 6,684,661	20,782,704 962,650	11,971,758 4,237,270	12,328,602 1,606,422	13,322,696 1,065,175	3,642,136 132,500	1,712,028
604,132					66,400	121,100			15,500			
259,150	1,401,800		309,703	450,150	1,805,090	1,349,362	507,800	247,300	418,150	357,900		
	28,000		8,125,331	65,800	263,143	1,224,005	1,096,720	4,993,683	465,250	18,600		
53,500	1,949,850		962,375	427,920	1,288,600	2,206,728	2,040,350	584,325	71,850	42,000	495,050	44
6,214,112	267,600		2,638,837	13,550,592	8,735,090	1,952,452	11,091,909	539,030	6,106,490	9,046,044	2,259,736	134,000
35,800			78,200	43,800	172,700	287,250		102,250	26,050	56,660		
157,000	180,300		978,337	754,600	1,025,370	543,495	1,493,375	256,960	973,825	1,099,725	149,500	
103,775			342,982	423,150	351,600	355,225	321,600	106,300	529,075	245,707		
248,950	1,446,078		2,099,470	1,056,025	2,116,977	744,913	2,157,000	180,725	1,264,815	942,925	905,400	
	1,243,778		828,300	644,255	74,000	247,513	709,000			238,675	525,800	
197,450	202,300		1,136,370	700,370	1,896,477	429,350	854,801	160,425	1,120,915	556,150	205,600	
			60,000	23,900	97,950	17,550	439,000		20,700	28,000	66,000	
			58,500	29,000	10,600	9,500	62,200		75,700	38,500		
51,500			16,300	168,500	37,950	41,000	92,000		20,300	41,500	108,000	
193,985	1,985,316		876,715	716,710	972,350	723,995	1,091,300	328,090	454,100	402,650	153,000	1,082,978
3,787,618	3,530,318 52,500		11,999,208 3,128,728	9,462,821 607,850	11,304,513 2,169,341	8,082,609 3,324,725	11,124,045 568,900	5,948,350 2,058,825	6,947,555 881,150	6,454,540 496,025	1,883,229 77,500	769,094
323,625					36,000	48,900			8,000			
	801,900		182,950	250,300	926,784	096,800	305,400	126,000	247,750	222,450		
132,575	20,200		4,500,830	32,200	112,203	639,650	639,150	2,483,350	291,050	11,700		
	1,228,750		566,150	230,600	884,590	1,100,700	1,277,200	491,850	342,800	51,000	26,800	325,650
36,573	136,000		1,335,940	6,367,476	4,147,100	888,659	5,540,395	259,975	3,118,550	4,159,180	1,017,329	57,000
2,892,643			38,150	24,500	87,300	116,300		43,000	15,100	34,100		
21,400	61,000		587,660	416,600	631,590	298,200	869,550	138,200	568,450	617,100	88,000	
90,050			223,950	241,835	381,050	219,425	229,050	61,800	353,505	157,350		
62,000												
145,350	520,968		1,090,900	966,775	1,422,947	345,455	1,073,050	114,000	867,750	505,835	573,600	
	378,288		194,000	345,000	3,000	24,000	211,200			69,000	362,000	
128,350	142,700		803,250	512,025	1,326,447	285,355	544,250	106,100	786,150	388,385	141,600	
			45,400	14,300	63,800	12,800	243,300		13,700	21,800	41,500	
			40,550	17,450	5,700	6,000	19,800		45,100	24,950		
17,000	7,700		78,000	24,000	17,300	17,300	54,500	7,900	22,800	31,700	28,500	
83,400	649,000		343,950	324,685	505,093	407,795	621,350	171,350	261,450	191,800	80,000	386,444
2,681,771	1,893,381 10,500		5,093,189 1,395,109	5,292,450 240,157	5,113,257 25,320	4,524,782 1,081,163	3,531,008 1,266,246	3,409,785 1,216,391	3,495,344 404,718	3,864,458 18,375	492,509 18,375	388,653
572,874					37,300	37,300						
57,800	619,582		54,732	95,755	430,088	324,776	55,505	71,133	70,175	51,095		
	4,572		2,003,075	15,110	73,901	202,647	223,380	1,404,893	114,950	3,600		
20,650	794,503		238,415	157,292	287,620	738,876	434,323	337,110	288,703	4,660	8,812	202,925
2,275,123	51,975		796,257	4,266,521	2,504,009	613,888	2,190,729	171,190	2,001,048	3,020,277	339,997	35,500
8,150			7,700	7,700	50,260	71,039		24,326	8,107	8,975		
38,220	10,600		213,978	125,318	181,221	133,040	183,702	60,252	209,866	239,095	6,350	
16,340			46,112	70,110	72,586	58,602	27,393	21,550	81,19			

[See NOTE,

	ITEM AND TYPE OF FARM (See definitions in Introduction)	Rensselaer	Richmond	Rockland	St. Lawrence	Saratoga	Schenectady	Schoharie	Schuyler
		Dollars	Dollars	Dollars	Dollars	Dollars	Dollars	Dollars	Dollars
1	Land and buildings:								
2	All types.....	16,259,408	2,076,000	8,083,022	44,614,108	13,956,066	6,287,680	11,821,345	7,241,413
3	General.....	2,902,240		605,400	1,515,470	2,787,701	1,078,430	1,180,000	2,745,878
4	Cash-grain.....				27,544	25,000		58,200	39,150
5	Crop-specialty.....	658,685			1,292,710	505,265	140,200	218,490	911,470
6	Fruit.....	394,255		1,247,750	51,000	421,800	319,100	149,800	615,900
7	Truck.....	317,900	1,353,000	938,600	69,890	265,250	329,600	32,450	26,300
8	Dairy.....	7,493,120		1,422,000	38,387,764	5,838,768	2,452,720	9,012,080	757,495
9	Animal-specialty.....				25,500	44,300			157,330
10	Poultry.....	1,131,100		1,135,400	217,600	638,700	367,175	324,600	1,095,160
11	Self-sufficing.....	909,340			473,930	840,900	271,400	327,375	212,380
12	Abnormal.....	1,834,565		2,289,572	1,937,595	2,086,352	681,250	284,925	415,450
13	Institution or country estate.....	287,000		1,583,872		583,650			
14	Part-time.....	1,188,765		585,700	1,550,395	1,154,426	681,250	238,150	339,050
15	Boarding and lodging.....	268,700		120,000	86,000	171,976		23,500	42,900
16	Forest-product.....	63,000			153,600	147,600		16,075	33,500
17	Horse farm, feed lot, or livestock dealer.....	26,500			147,600	28,700		8,200	
18	Unclassified.....	618,203	723,000	1,454,300	625,105	507,030	627,805	233,425	264,900
19	Land and buildings, per farm:								
20	All types.....	6,419	31,455	25,258	6,393	5,774	8,518	5,203	5,321
21	General.....	5,277		18,345	3,846	4,806	7,142	3,699	5,152
22	Cash-grain.....				6,886	4,167		3,880	3,263
23	Crop-specialty.....	7,160			4,636	7,017	7,010	5,202	5,458
24	Fruit.....	7,439		25,464	3,923	7,018		8,812	9,623
25	Truck.....	8,366	28,787	22,893	4,278	5,005		4,056	3,757
26	Dairy.....	7,677		32,318	7,375	6,768	9,470	5,925	6,645
27	Animal-specialty.....				4,250	6,329			5,619
28	Poultry.....	5,572		15,139	4,628	7,649		4,162	6,390
29	Self-sufficing.....	4,502			2,443	4,523		2,728	2,832
30	Abnormal.....	5,559		33,182	2,905	6,100	6,488	3,375	3,378
31	Land and buildings, per acre:								
32	All types.....	61	1,758	482	45	54	87	39	46
33	General.....	52		502	30	48	67	37	38
34	Cash-grain.....				35	36		37	23
35	Crop-specialty.....	61			37	48	53	51	42
36	Fruit.....	102		419	87	88	271	82	103
37	Truck.....	120	1,630	410	139	86	269	102	140
38	Dairy.....	57		357	46	50	70	38	45
39	Animal-specialty.....				28	61			38
40	Poultry.....	66		805	76	89	147	72	75
41	Self-sufficing.....	58			41	46	62	34	40
42	Abnormal.....	79		382	42	65	141	51	62
43	Farm buildings (including dwellings):								
44	All types.....	10,349,285	480,400	4,244,758	25,185,805	8,474,635	3,726,022	7,155,963	4,462,100
45	General.....	1,869,225		266,200	865,580	1,711,674	656,250	734,235	1,727,230
46	Cash-grain.....				15,400	17,500		29,600	25,850
47	Crop-specialty.....	390,325			719,500	289,350	74,000	130,300	562,550
48	Fruit.....	233,700		502,400	232,350	31,800	157,400	77,000	329,700
49	Truck.....	147,000	256,200	371,850	35,781	143,075	180,000	21,350	14,500
50	Dairy.....	4,650,725		496,635	21,515,534	3,529,355	1,407,700	5,413,428	470,420
51	Animal-specialty.....				14,200	28,300			119,750
52	Poultry.....	788,000		688,900	423,850	152,400	249,000	212,850	661,875
53	Self-sufficing.....	571,065			300,200	540,231	173,922	207,400	126,325
54	Abnormal.....	1,316,455		1,067,671	1,178,585	1,312,950	409,100	198,600	292,050
55	Institution or country estate.....	252,750		169,673	391,000	391,000			
56	Part-time.....	819,505		313,850	963,685	740,750	409,100	167,200	239,000
57	Boarding and lodging.....	192,500		77,500	130,200	130,200		17,900	33,700
58	Forest-product.....	33,500			78,900	32,400		8,600	19,350
59	Horse farm, feed lot, or livestock dealer.....	18,200			18,600	18,600		4,900	
60	Unclassified.....	382,200	224,200	823,100	336,525	246,000	418,650	131,200	141,350
61	Farmers' dwellings:								
62	All types.....	6,195,500	253,800	2,088,173	11,665,726	4,725,175	2,214,090	3,799,255	2,326,010
63	General.....	1,144,200		177,200	485,550	1,021,975	377,150	413,390	891,360
64	Cash-grain.....				2,100	7,500		16,800	16,400
65	Crop-specialty.....	243,400			376,675	158,670	50,700	171,050	265,825
66	Fruit.....	148,870		286,600	15,850	125,700	108,800	42,700	166,300
67	Truck.....	79,850	165,100	201,000	18,381	93,825	116,400	13,900	9,800
68	Dairy.....	2,706,460		242,200	9,644,470	1,790,680	718,380	2,780,450	233,350
69	Animal-specialty.....				8,950	21,300			58,600
70	Poultry.....	491,050		433,800	89,950	269,375	168,500	124,100	350,450
71	Self-sufficing.....	363,475			181,375	356,800	121,360	132,200	82,100
72	Abnormal.....	835,100		414,573	724,475	725,100	309,650	132,565	179,725
73	Institution or country estate.....	166,500		169,073	169,073	169,073			
74	Part-time.....	537,750		196,000	610,375	503,600	209,650	114,665	139,925
75	Boarding and lodging.....	99,000		49,500	36,750	78,700		10,500	26,300
76	Forest-product.....	22,050			40,350	23,500		5,300	13,500
77	Horse farm, feed lot, or livestock dealer.....	9,800			36,500	10,800		2,100	
78	Unclassified.....	183,105	88,700	282,900	187,950	156,250	243,150	73,100	72,400
79	Implements and machinery:								
80	All types.....	2,287,207	163,920	561,274	6,947,546	2,305,280	862,546	2,300,676	1,198,228
81	General.....	426,459		28,760	214,314	462,127	168,800	230,688	518,013
82	Cash-grain.....				135	5,200		4,850	6,450
83	Crop-specialty.....	60,310			100,665	52,235	17,775	23,550	131,655
84	Fruit.....	33,225		101,693	3,944	78,015	39,120	18,275	85,215
85	Truck.....	44,955	144,900	123,495	5,625	35,420	49,350	4,650	6,935
86	Dairy.....	1,288,355		93,470	6,261,011	1,253,318	421,396	1,867,308	147,072
87	Animal-specialty.....				2,800	6,575			33,900
88	Poultry.....	119,024		60,898	35,075	91,960	30,715	44,185	169,744
89	Self-sufficing.....	76,952			48,384	94,760	30,490	40,630	30,416
90	Abnormal.....	140,017		114,708	230,474	188,225	80,995	37,740	48,143
91	Unclassified.....	27,910	19,020	38,250	45,119	37,425	23,905	28,800	20,685

AGRICULTURE—NEW YORK

PROPERTY, 1930, BY TYPE OF FARM—Continued

bottom of p. 8]

Seneca	Steuben	Suffolk	Sullivan	Tioga	Tompkins	Ulster	Warren	Washington	Wayne	Westchester	Wyoming	Yates	
Dollars 12,070,226	Dollars 26,438,523	Dollars 60,567,371	Dollars 31,516,854	Dollars 10,332,018	Dollars 12,724,134	Dollars 39,484,781	Dollars 4,614,130	Dollars 16,198,462	Dollars 36,084,530	Dollars 34,364,259	Dollars 18,166,789	Dollars 18,645,930	1
4,661,320	5,278,930	2,437,470	2,602,380	1,581,135	2,397,015	3,271,400	1,305,550	1,243,680	9,703,945	1,632,950	3,922,526	5,830,560	2
405,200	40,950			76,500	185,250				43,600		60,000	99,100	3
1,554,305	4,266,185	30,717,130	238,600	424,050	1,114,109	1,377,950	64,000	605,267	1,247,985		2,319,152	852,700	4
957,250	1,046,350	377,050		14,200	107,500	10,182,832		177,300	10,231,534	362,400	481,350	2,825,830	5
137,941	253,900	6,132,750		39,300	126,000	1,067,725	68,700	75,300	5,867,786	516,560	28,000	227,025	6
2,465,025	12,025,415	3,138,350	8,228,475	5,743,905	4,875,990	7,272,670	909,150	12,123,082	5,091,810	7,434,940	9,651,225	1,605,540	7
77,740	210,200			86,100	216,600	39,000	24,000	59,600			690,750	257,150	8
540,750	888,015	3,798,063	3,728,099	897,000	1,201,192	4,576,140	137,050	497,945	1,412,100	1,454,400	329,900	755,150	9
298,350	483,845		1,730,100	337,550	403,233	1,779,650	504,220	217,300	658,400		205,700	346,725	10
471,300	920,880	6,993,996	14,403,500	701,825	1,468,595	8,669,779	1,407,190	890,488	756,850	19,344,104	774,730	488,700	11
		5,648,396	219,500		189,175	2,348,766	135,000	169,338		16,785,234			12
449,800	634,480	1,194,100	2,010,600	667,525	1,219,600	2,491,850	516,290	465,350	681,850	2,269,770	594,505	417,400	13
	82,500	151,500	11,972,300	31,500		3,661,800	648,600	169,300	16,000	74,100	33,500		14
21,500	123,600		174,500	32,450	31,560	197,363	84,800	58,000	21,500		66,225		15
	80,400		26,600	30,350	28,500		22,600	28,600	37,500	215,000	80,500	71,300	16
501,045	415,903	6,972,562	590,700	370,363	653,050	1,247,635	194,270	208,600	992,620	3,618,605	603,435	357,400	17
7,245	5,140	34,180	10,580	4,546	5,598	10,700	5,180	5,607	8,018	80,290	6,730	7,847	18
7,041	4,730	22,159	7,169	3,747	4,734	8,431	4,396	4,307	7,053	51,030	6,671	8,438	19
8,442	1,950			3,825	5,976				6,214		4,015	7,627	20
7,971	5,380	38,201	9,177	5,437	5,684	15,483	2,462	4,729	7,214	10,669	6,055	8,121	21
14,077	4,778	23,566		3,550	7,679	14,736		11,820	10,669	27,877	9,438	8,028	22
6,569	5,770	24,050		3,573	7,447	13,867	6,870	4,429	8,554	34,437	4,667	9,081	23
8,619	5,829	29,889	9,393	5,659	6,848	11,172	7,215	6,154	10,391	61,958	7,758	9,614	24
7,067	5,689			5,740	8,664	6,500	3,000	5,950	8,300		10,793	12,858	25
5,942	4,462	20,550	7,387	3,785	5,587	7,502	5,482	5,030	6,361	33,055	3,927	7,403	26
3,638	2,813		5,373	2,987	3,189	5,070	2,817	2,442	3,699		3,165	3,896	27
3,994	3,198	53,369	17,608	2,953	3,635	12,901	7,036	4,408	3,553	136,226	3,707	4,073	28
70	37	808	110	39	53	125	35	39	111	837	57	73	29
64	35	401	63	33	44	74	27	37	91	583	59	62	30
55	23			34	56				61		52	55	31
61	39	572	72	39	46	98	21	38	77		50	60	32
118	115	424		296	74	274		74	148	389	85	112	33
91	160	548		85	105	273		106	157	1,087	65	90	34
71	34	604	79	30	51	77		44	87	425	56	80	35
70	29			34	55	93		19	96		58	56	36
88	56	847	114	54	75	145		56	116	796	85	93	37
77	33		73	47	51	95		25	33		73	70	38
120	42	888	193	44	66	144		47	50	1,259	81	94	39
6,888,880	15,480,084	18,504,641	22,189,128	6,366,310	7,931,800	23,987,118	2,274,885	10,421,071	19,328,658	12,572,961	11,330,285	7,712,905	40
2,674,785	3,130,390	641,650	1,025,100	985,425	1,492,375	1,999,450	658,300	862,990	5,607,016	549,050	2,368,670	3,322,150	41
198,570	23,950			38,200	90,200				24,800		37,850	45,200	42
910,750	2,392,395	7,628,050	158,300	259,150	672,200	744,200	33,500	372,668	714,200		1,319,320	457,600	43
516,750	613,880	106,900		11,800	55,400	5,005,350		55,625	4,951,632	104,200	297,300	1,553,150	44
85,200	145,250	1,661,060		16,200	65,100	481,000		29,600	2,952,698	121,650	15,450	127,100	45
1,437,375	7,350,459	1,135,925	5,192,461	3,498,880	2,984,375	4,543,450	420,000	7,815,280	2,777,660	1,922,140	5,708,655	919,600	46
46,200	122,600			52,400	151,600	28,200		11,300	46,000		423,300	159,300	47
242,800	594,910	1,782,513	2,747,250	607,560	806,540	3,216,220	59,400	354,083	868,000	418,500	280,600	481,725	48
191,990	300,050		1,173,700	198,950	264,850	1,176,650	262,310	145,550	402,950		130,725	193,275	49
300,350	594,850	2,454,906	10,906,715	469,270	1,008,660	6,072,196	750,475	595,375	497,600	7,874,421	478,735	302,125	50
		1,905,206	141,500		100,000	1,604,075	95,000	100,900		7,067,221			51
288,350	412,450	461,700	1,320,165	421,470	827,860	1,684,750	285,175	328,975	452,700	756,200	377,595	261,375	52
	54,600	90,000	9,328,850	18,200		2,741,212	310,300	118,500	12,500	15,000	16,000		53
12,000	74,700		97,800	15,100		142,159		43,000	37,200		34,700		54
	53,200		18,400	14,500				17,000	9,800		36,000	40,750	55
284,110	211,300	3,093,637	385,600	228,475	340,500	720,600	50,300	125,550	502,600	1,582,700	319,650	171,500	56
3,519,835	7,600,635	9,079,875	12,871,331	3,278,025	4,151,725	12,837,185	1,407,095	5,554,174	9,892,888	4,279,259	5,195,614	3,898,425	57
1,349,650	1,540,690	418,300	1,016,900	540,575	778,295	1,102,350	454,475	511,570	2,840,620	220,200	1,118,365	1,539,700	58
88,160	12,050			20,100	49,000				14,100		19,600	17,500	59
426,350	1,216,955	4,398,400	107,100	117,650	344,000	337,550	18,100	200,690	346,000		522,755	236,375	60
221,650	374,500	61,000		9,000	30,700	2,831,085		23,650	2,508,122	94,500	128,150	847,350	61
45,100	86,900	950,650		9,650	39,900	270,200	20,200	29,450	1,574,676	84,200	10,260	67,200	62
724,600	3,359,440	590,800	3,010,886	1,697,448	1,460,725	2,186,550	250,800	4,038,835	1,265,800	778,200	2,509,889	419,050	63
27,500	49,950			21,725	57,100	14,100	7,100	30,550	13,500		167,400	59,500	64
153,750	344,900	708,200	1,670,800	337,105	427,500	1,897,900	33,350	215,340	447,265	285,400	127,680	238,170	65
119,100	180,450		786,400	128,425	154,350	793,650	180,200	92,375	254,200		69,475	124,100	66
181,725	354,300	1,110,225	6,075,295	283,375	628,655	2,943,600	426,505	352,294	331,870	2,256,259	296,280	197,300	67
		768,000	78,500		32,000	456,500	26,000	35,333		1,767,769			68
174,025	263,250	276,725	856,295	259,950	572,855	1,105,700	188,080	224,411	301,870	449,050	242,280	179,100	69
	37,700	65,500	5,069,200	10,400		1,354,500	175,150	70,600	9,000	9,500	9,000		70
	43,750		39,000	5,675		46,900		16,600	7,800		20,600		71
	9,600		12,300	7,350		10,900		25,275	6,350		24,400	18,200	72
152,250	80,200	842,360	203,950	110,975	183,500	460,200	10,275	58,450	296,775	610,500	155,500	97,000	73
2,207,656	5,035,364	3,729,213	1,980,732	2,145,758	2,106,873	3,126,543	501,459	3,055,591	5,596,344	862,886	3,237,584	1,890,495	74
884,534	1,022,771</												

COUNTY TABLE III.—VALUE OF FARM PRODUCTS SOLD, TRADED, OR USED BY OPERATOR'S

[Due to crop failure, new operations, etc., the farms reporting specific items will not always agree with those reporting

CLASS OF PRODUCT AND TYPE OF FARM (See definitions in Introduction)	THE STATE		ALBANY		ALLEGANY		BRONX		BROOME		CATTARAUGUS	
	Farms reporting	Value	Farms reporting	Value	Farms reporting	Value	Farms reporting	Value	Farms reporting	Value	Farms reporting	Value
All products (sold, traded, or used by operator's family):	<i>Number</i>	<i>Dollars</i>	<i>Number</i>	<i>Dollars</i>	<i>Number</i>	<i>Dollars</i>	<i>Number</i>	<i>Dollars</i>	<i>Number</i>	<i>Dollars</i>	<i>Number</i>	<i>Dollars</i>
1 All types.....	133,558	364,192,409	1,896	4,395,458	3,258	6,872,220	13	33,712	2,942	6,549,042	3,822	9,040,388
2 General.....	27,107	46,499,903	419	674,329	521	885,260			396	510,422	445	635,014
3 Cash-grain.....	445	496,288	4	3,517							74	72,482
4 Crop-specialty.....	9,129	21,161,042	53	44,472	270	592,422			114	92,234	26	68,968
5 Fruit.....	8,445	24,057,205	50	153,592	5	9,132			7	11,744	26	39,808
6 Truck.....	5,933	18,489,424	269	793,962			13	38,712	30	85,529	16	39,808
7 Dairy.....	68,106	223,482,943	591	1,733,594	1,807	4,700,298			1,523	4,832,098	2,552	7,288,157
8 Animal-specialty.....	953	3,314,442	25	71,785	23	34,287			24	114,302	45	147,327
9 Poultry.....	9,458	25,214,212	182	457,642	175	397,841			194	366,401	178	417,808
10 Self-sufficing.....	7,224	3,239,977	85	45,653	129	46,349			145	62,147	141	57,448
11 Abnormal.....	16,755	18,216,073	178	406,910	323	187,420			509	465,165	345	313,356
Crops (incl. plants, flowers, etc.), sold or traded:												
12 All types.....	117,001	89,870,640	1,595	1,260,012	2,592	1,240,760	12	38,297	2,191	573,618	2,744	707,450
13 General.....	24,643	16,008,075	391	203,555	495	215,392			342	84,742	371	116,917
14 Cash-grain.....	443	359,888	4	2,447							74	47,861
15 Crop-specialty.....	9,119	16,108,629	53	28,100	293	346,639			114	50,240	25	30,994
16 Fruit.....	8,421	18,585,276	50	109,491	5	6,027			7	9,181	25	32,927
17 Truck.....	5,920	15,827,149	269	654,813			12	38,297	30	71,881	16	309,288
18 Dairy.....	47,828	17,240,592	458	164,898	1,500	608,818			1,091	242,514	1,855	4,131
19 Animal-specialty.....	709	422,224	22	9,071	17	4,022			16	2,342	28	27,595
20 Poultry.....	5,889	1,934,273	115	45,146	99	22,795			127	22,720	107	5,646
21 Self-sufficing.....	4,125	3,398,455	50	5,780	63	3,504			78	6,013	70	5,646
22 Abnormal.....	9,904	2,816,079	113	40,211	169	22,138			316	75,005	198	34,091
Livestock, sold or traded:												
23 All types.....	107,023	43,371,244	1,161	578,805	2,543	909,093			2,019	861,624	3,039	1,258,065
24 General.....	22,001	6,380,307	318	85,650	443	149,776			318	107,149	354	131,925
25 Cash-grain.....	127	23,054										
26 Crop-specialty.....	3,856	777,455	15	2,227	137	40,509			27	5,955	21	3,001
27 Fruit.....	4,014	891,678	27	6,776	2	1,040			2	40	14	4,960
28 Truck.....	1,928	354,543	88	20,203					9	1,367	7	1,059
29 Dairy.....	60,998	24,743,944	510	157,392	1,650	641,889			1,333	467,578	2,317	873,255
30 Animal-specialty.....	942	2,163,711	25	41,003	23	19,712			24	76,838	43	119,089
31 Poultry.....	4,732	1,064,063	71	13,235	92	17,351			63	19,881	100	21,163
32 Self-sufficing.....	2,718	187,983	39	2,520	47	3,441			85	5,450	50	2,908
33 Abnormal.....	5,707	6,784,484	68	249,899	129	38,375			138	177,366	133	100,755
Livestock products, sold or traded:												
34 All types.....	132,827	202,873,291	1,618	1,956,541	2,996	3,876,327			2,562	4,209,994	3,551	5,808,748
35 General.....	25,712	14,479,109	394	234,421	499	323,705			369	190,463	417	224,891
36 Cash-grain.....	195	41,531	2	290								
37 Crop-specialty.....	5,236	2,231,659	30	5,585	196	140,637			40	12,155	33	9,772
38 Fruit.....	5,740	2,694,124	41	28,317	2	961			3	1,353	21	17,106
39 Truck.....	2,983	855,695	160	36,411	2	350			20	6,466	9	3,037
40 Dairy.....	67,938	157,967,994	591	1,208,593	1,807	2,831,891			1,523	3,578,920	2,550	5,117,238
41 Animal-specialty.....	324	464,360	23	13,257	19	4,928			23	26,507	37	13,142
42 Poultry.....	9,458	19,805,007	182	353,751	175	314,466			194	282,160	178	328,772
43 Self-sufficing.....	4,902	522,840	64	7,888	88	8,904			97	9,759	94	9,456
44 Abnormal.....	9,839	3,811,372	131	68,558	208	50,985			273	102,211	212	83,392
Forest products sold:												
45 All types.....	36,564	6,629,874	338	32,666	1,094	186,993			975	183,401	1,324	248,458
46 General.....	8,331	1,543,968	107	11,127	251	50,380			174	30,611	189	43,189
47 Cash-grain.....	57	5,458										
48 Crop-specialty.....	1,480	182,979	6	576	76	9,565			21	3,136	16	1,885
49 Fruit.....	821	122,969	6	234	1	300			1	120	8	1,279
50 Truck.....	381	50,215	17	1,957	1	106			1	82	4	1,066
51 Dairy.....	20,629	3,136,652	151	13,477	672	98,483			691	118,286	997	163,372
52 Animal-specialty.....	217	33,024	7	456	4	450			9	1,182	10	1,152
53 Poultry.....	1,156	137,995	16	925	25	2,584			23	2,187	17	1,714
54 Self-sufficing.....	1,025	82,311	11	634	17	1,070			19	1,603	17	1,079
55 Abnormal.....	2,467	1,534,103	15	3,280	47	24,065			96	26,194	66	34,780
Farm products used by operator's family:												
56 All types.....	148,859	41,647,560	1,788	557,332	3,184	858,547	6	415	2,789	720,405	3,752	1,019,521
57 General.....	26,875	8,068,444	415	140,176	620	149,007			393	106,457	441	119,092
58 Cash-grain.....	302	56,357	4	780								
59 Crop-specialty.....	7,694	1,861,320	46	7,984	240	55,072			75	11,748	57	9,963
60 Fruit.....	7,881	1,893,158	45	11,774	5	804			4	1,050	26	5,629
61 Truck.....	5,338	1,301,820	244	79,978	5	1,330			27	5,763	13	2,679
62 Dairy.....	67,735	20,893,761	582	189,764	1,804	525,217	6	415	1,491	424,800	2,544	735,024
63 Animal-specialty.....	913	231,123	25	7,998	21	5,175			24	7,433	39	9,813
64 Poultry.....	9,270	2,272,854	174	44,585	174	40,645			188	39,453	172	38,564
65 Self-sufficing.....	7,224	2,078,688	85	29,331	129	29,430			145	39,322	141	38,359
66 Abnormal.....	15,227	3,470,035	168	44,962	286	51,867			442	84,389	319	60,398
RECEIPTS FROM BOARDERS, LODGERS, ETC.												
67 All types.....	10,785	10,298,131	185	90,388	184	34,488			188	56,776	142	22,927
68 General.....	2,020	546,922	53	17,802	39	6,966			26	3,771	19	3,044
69 Cash-grain.....	12	2,120										
70 Crop-specialty.....	294	65,053	1	560	6	795			1	115		
71 Fruit.....	414	115,126	2	1,100	1	35			1	600	3	520
72 Truck.....	187	52,219	12	3,829	1	200			3	1,292	1	120
73 Dairy.....	4,152	1,229,157	47	15,059	83	12,624			94	20,611	89	12,773
74 Animal-specialty.....	40	9,029	1	120	2	240			1	150	1	500
75 Poultry.....	793	337,001	17	9,840	14	3,050			17	3,889	8	1,385
76 Self-sufficing.....	514	116,138	9	2,278	11	2,027			10	1,724	5	1,227
77 Abnormal.....	2,369	7,825,367	23	39,800	27	8,549			35	24,624	16	3,358

AGRICULTURE—NEW YORK

167

FAMILY; AND RECEIPTS FROM BOARDERS, ETC.; 1929, BY TYPE OF FARM

"All products," as the latter represent the total number of farms of each type in the county; also see NOTE, bottom of p. 8]

CAYUGA		CHAUTAUQUA		CHEMUNG		CHENANGO		CLINTON		COLUMBIA		CORTLAND		DELAWARE		DUTCHESS	
Farms reporting	Value	Farms reporting	Value	Farms reporting	Value	Farms reporting	Value	Farms reporting	Value	Farms reporting	Value	Farms reporting	Value	Farms reporting	Value	Farms reporting	Value
Number	Dollars	Number	Dollars	Number	Dollars	Number	Dollars	Number	Dollars	Number	Dollars	Number	Dollars	Number	Dollars	Number	Dollars
3,691	7,688,335	6,989	11,843,885	1,500	2,961,983	3,202	10,424,380	2,813	6,279,837	2,031	4,825,747	1,859	6,242,263	3,842	13,807,291	2,022	7,544,147
1,199	2,201,370	531	1,080,739	352	461,707	208	282,545	356	512,259	342	508,008	180	272,426	199	284,766	291	466,104
112	159,896	15	10,173	5	6,905	76	50,849	171	280,759	83	4,140	133	188,525	76	53,348	33	54,088
337	418,695	156	99,224	85	126,978	3	3,461	35	280,476	449	1,273,382	19	47,024	14	25,649	156	739,452
45	127,233	1,199	2,059,066	4	9,623	3	7,799	28	49,801	19	47,024	14	25,649	24	102,531	44	116,022
60	147,274	159	5,316,475	28	122,041	6	8,253,033	1,775	4,076,422	562	2,146,117	1,242	5,353,006	2,994	12,503,591	932	4,987,237
1,110	3,411,485	2,191	5,984,836	512	1,578,611	2,167	8,558,997	3	9,001	16	22,418	10	16,595	70	207,353	24	192,145
22	54,329	91	445,587	12	16,570	48	171,153	30	61,686	132	444,978	70	207,353	123	404,873	197	469,351
291	659,249	512	1,777,537	195	460,943	272	855,997	80	61,686	175	81,166	53	25,508	144	64,377	94	48,443
153	62,197	259	102,944	108	47,102	119	46,091	150	64,726	132	81,166	53	25,508	144	64,377	94	48,443
362	396,557	686	669,304	199	125,383	303	750,462	267	333,097	249	208,181	151	153,141	282	388,805	251	470,700
3,352	2,162,683	4,910	2,957,285	1,287	557,486	2,185	494,923	2,108	1,122,221	1,527	1,466,812	1,539	821,660	1,992	515,224	1,228	1,186,994
1,160	822,436	726	274,153	335	117,647	168	46,451	314	120,262	273	127,564	158	73,608	130	33,666	220	121,902
112	119,462	14	8,608	5	3,095	76	34,907	171	170,957	83	8,216	133	135,717	76	36,554	33	41,164
337	290,584	156	72,400	85	87,749	3	2,886	35	225,247	444	989,056	19	39,363	14	15,072	156	539,561
45	90,734	1,199	1,637,387	4	5,353	6	6,245	26	35,714	19	39,363	14	15,072	24	64,020	44	94,233
60	124,278	159	294,439	28	114,378	6	6,245	26	35,714	19	39,363	14	15,072	24	64,020	44	94,233
1,028	554,770	1,619	386,150	446	161,261	1,473	302,659	1,285	453,768	357	1,444,635	1,042	501,097	1,519	349,569	511	254,739
21	8,963	61	10,940	7	1,311	28	6,134	14	150	5	1,437	5	1,444	9	7,496	12	5,703
231	90,409	351	90,273	138	36,527	141	28,304	14	150	85	50,288	52	16,815	46	7,496	90	26,390
104	10,234	189	14,057	73	7,167	66	4,738	87	6,885	94	9,526	36	3,407	61	3,694	45	4,431
254	44,813	456	94,878	116	19,377	204	34,499	175	107,355	159	43,814	99	14,500	136	20,225	115	90,762
2,471	655,604	3,629	1,736,418	1,082	305,006	2,475	1,735,187	2,133	644,988	1,221	473,652	1,456	804,138	3,085	1,635,066	1,462	955,711
985	288,192	655	159,617	283	65,373	173	46,215	284	79,412	280	92,175	145	45,702	161	43,742	230	82,081
37	7,648	2	62	2	945	13	1,795	79	10,993	25	4,522	37	7,081	9	2,080	13	1,814
110	21,290	21	3,247	33	6,195	13	1,795	79	10,993	25	4,522	37	7,081	9	2,080	13	1,814
18	2,730	307	44,558	2	140	1	100	22	8,228	199	41,732	7	3,006	16	2,175	94	37,520
20	4,077	44	4,334	5	210	1	200	13	2,375	3	370	7	3,006	16	2,175	15	2,044
965	364,839	1,931	738,118	485	162,064	1,096	947,900	1,572	466,177	491	241,454	1,139	640,486	2,697	1,387,411	836	527,135
21	26,098	91	383,423	12	11,732	48	129,368	3	8,070	10	10,717	10	12,073	10	12,073	24	169,702
157	33,450	293	70,904	125	30,223	128	44,772	12	1,795	63	15,230	43	10,732	65	17,623	84	16,551
48	2,622	90	7,118	46	2,816	37	3,244	60	5,092	59	4,408	24	2,225	56	3,430	45	5,138
110	224,658	195	345,037	89	25,308	78	561,573	88	62,846	83	62,654	51	82,233	91	178,605	111	113,726
3,185	3,522,719	4,747	5,745,899	1,339	1,629,647	2,376	7,136,617	2,512	3,470,827	1,665	2,187,849	1,638	3,990,015	3,580	10,037,801	1,786	4,671,289
1,147	745,009	772	382,375	329	151,404	183	118,305	327	140,632	322	143,601	153	91,746	182	112,263	271	154,637
53	14,406	1	157	1	1,070	1	5,141	113	62,335	47	8,665	48	28,141	23	2,278	15	3,084
171	53,641	34	8,899	55	17,924	18	5,141	113	62,335	47	8,665	48	28,141	23	2,278	15	3,084
28	18,103	606	181,728	1	170	1	170	25	38,193	305	110,614	45	110,614	23	2,278	118	110,532
34	8,737	63	16,570	13	2,099	16	604	16	4,312	10	2,839	10	4,896	22	24,646	24	7,046
1,110	2,134,290	2,191	4,134,128	512	1,074,786	2,165	6,187,708	1,767	3,090,175	562	1,528,454	1,234	3,680,992	2,984	9,476,270	927	3,831,956
22	12,796	72	40,990	9	1,199	37	22,674	2	265	15	5,923	6	849	123	345,697	21	9,706
291	463,642	512	892,241	195	342,906	272	725,918	30	50,635	126	335,201	70	162,317	123	345,697	197	374,747
104	9,762	145	14,045	83	6,022	70	6,802	95	9,335	126	13,729	34	3,915	94	11,231	72	6,782
225	61,733	351	74,566	141	32,067	128	69,465	137	74,945	146	38,223	77	17,659	152	66,421	141	172,799
831	134,317	1,200	225,940	438	83,385	1,125	228,849	862	225,754	302	54,370	798	131,587	1,505	303,305	465	67,022
366	66,913	204	41,885	153	25,713	97	15,848	165	58,837	71	16,642	90	13,631	101	28,377	73	11,221
17	1,411	3	566	15	1,367	15	2,188	40	5,883	8	1,303	30	3,236	21	2,180	7	783
54	5,571	18	1,183	3	733	1	75	9	6,024	26	5,515	2	180	8	3,060	25	5,082
6	622	67	6,875	3	330	14	2,357	2	140	5	327	2	180	8	3,060	5	465
2	90	10	733	3	330	14	2,357	2	140	5	327	2	180	8	3,060	5	465
302	46,180	652	109,176	165	18,050	880	155,245	568	115,670	137	16,715	617	97,409	1,274	204,830	280	39,354
4	425	17	3,056	30	14	14	2,357	3	143	4	143	4	451	18	3,969	4	1,243
39	3,389	66	6,651	49	6,391	39	3,982	18	200	14	3,249	10	1,032	23	3,969	18	1,779
14	689	20	1,981	20	1,506	22	1,643	13	1,528	13	723	10	571	23	2,518	13	532
27	9,027	79	53,829	32	9,998	57	45,531	47	37,462	24	9,739	35	15,077	60	58,373	40	6,563
3,473	923,012	5,772	1,378,243	1,472	406,480	3,084	880,824	2,763	816,057	1,977	843,584	1,784	494,863	3,778	1,315,895	1,975	683,131
1,183	358,220	821	222,709	350	101,570	205	55,726	351	113,126	339	128,026	174	47,739	106	66,718	290	96,263
74	16,969	5	780	5	1,255	5	1,255	3	520	3	520	81	14,350	54	10,261	27	7,843
235	47,609	91	13,490	75	13,743	53	6,818	152	36,561	70	17,430	81	14,350	54	10,261	27	7,843
43	9,094	1,062	188,518	4	960	3	400	35	8,784	435	126,465	17	4,025	23	2,305	146	46,657
51	10,092	149	30,399	26	5,024	6	650	25	7,260	17	4,025	13	2,305	23			

COUNTY TABLE III.—VALUE OF FARM PRODUCTS SOLD, TRADED, OR USED BY OPERATOR'S

[See note, p. 166, beginning

CLASS OF PRODUCT AND TYPE OF FARM (See definitions in Introduction)	ERIE		ESSEX		FRANKLIN		FULTON		GENESEE		GREENE		HAMILTON	
	Farms reporting	Value	Farms reporting	Value	Farms reporting	Value	Farms reporting	Value	Farms reporting	Value	Farms reporting	Value	Farms reporting	Value
All products (sold, traded, or used by operator's family):	<i>Number</i>	<i>Dollars</i>	<i>Number</i>	<i>Dollars</i>	<i>Number</i>	<i>Dollars</i>	<i>Number</i>	<i>Dollars</i>	<i>Number</i>	<i>Dollars</i>	<i>Number</i>	<i>Dollars</i>	<i>Number</i>	<i>Dollars</i>
All types.....	5,734	11,940,853	1,730	2,645,845	2,871	6,171,871	1,184	2,249,128	2,463	6,613,123	1,733	3,481,575	160	181,984
General.....	1,112	1,529,449	312	359,453	257	330,363	246	281,360	809	1,875,562	278	418,077	45	54,361
Cash-grain.....	11	7,660			4	3,378			20	18,157				
Crop-specialty.....	331	443,978	37	31,278	217	283,211	34	31,665	369	1,098,887	39	28,624		
Fruit.....	249	698,987	20	119,025	16	24,515	3	2,933	30	103,198	119	342,259		
Truck.....	432	1,431,804	14	31,731	15	24,338	5	7,319	102	461,904	8	11,284		
Dairy.....	1,900	5,658,513	598	1,514,819	1,713	5,030,548	500	1,581,548	668	2,233,183	674	1,963,548	18	37,019
Animal-specialty.....	47	109,202	15	22,810			5	8,349	5	21,354	5	9,892		
Poultry.....	578	1,250,656	41	109,014	36	55,250	34	87,582	127	390,744	164	362,077		
Self-sufficing.....	272	81,773	179	94,773	150	50,721	109	58,914	96	49,512	130	64,714	43	36,822
Abnormal.....	802	728,831	514	362,742	463	369,547	198	189,456	220	224,622	316	281,100	54	53,762
Crops (incl. plants, flowers, etc.), sold or traded:														
All types.....	4,928	3,707,882	963	342,309	2,195	876,868	820	181,220	2,242	2,715,016	1,079	513,905	114	13,882
General.....	1,059	642,518	227	59,319	229	80,214	214	53,751	780	822,234	220	84,341	43	6,352
Cash-grain.....	10	5,750			4	3,235			20	12,794				
Crop-specialty.....	331	297,027	37	20,239	217	200,437	34	19,702	369	796,786	39	21,407		
Fruit.....	249	596,763	20	98,126	16	18,797	3	2,030	30	71,672	119	234,306		
Truck.....	432	1,248,329	14	25,363	15	19,496	5	6,170	102	432,127	8	10,800		
Dairy.....	1,672	750,410	352	97,245	1,276	496,345	326	67,655	602	415,180	393	104,988	13	1,809
Animal-specialty.....	41	19,248	8	1,693			4	1,343	21	64,647	1	900		
Poultry.....	398	112,786	21	1,755	16	2,798	26	4,740	100	53,668	91	26,070		
Self-sufficing.....	174	12,775	73	6,026	96	6,736	77	7,420	69	7,969	61	4,848	27	2,058
Abnormal.....	562	122,376	211	32,543	327	48,810	131	18,400	149	37,939	147	26,965	31	3,663
Livestock, sold or traded:														
All types.....	3,571	1,431,591	1,118	299,285	1,934	995,363	747	366,597	1,819	856,893	1,160	352,306	105	17,497
General.....	828	187,422	244	49,963	185	58,702	174	37,564	710	262,558	215	57,189	39	7,979
Cash-grain.....	2	51							6	1,312				
Crop-specialty.....	123	27,690	9	1,010	67	12,358	14	1,215	223	77,029	6	512		
Fruit.....	81	22,203	9	3,180	3	450	1	160	18	13,190	68	9,963		
Truck.....	168	35,334	7	850	3	265			21	5,128	2	23		
Dairy.....	1,716	724,462	523	185,570	1,505	747,960	431	241,921	604	265,887	563	224,381	11	3,449
Animal-specialty.....	47	66,418	14	13,293			5	4,255	22	113,343	5	5,580		
Poultry.....	289	66,464	16	2,922	14	3,472	17	2,286	68	17,655	97	15,270		
Self-sufficing.....	71	2,396	98	7,448	35	2,877	38	3,219	50	3,808	38	3,693	28	2,495
Abnormal.....	256	299,151	198	35,049	122	169,284	67	75,977	97	97,043	146	35,795	27	3,564
Livestock products, sold or traded:														
All types.....	4,819	5,587,945	1,438	1,280,178	2,370	3,493,592	1,015	1,290,523	2,170	2,252,087	1,490	1,953,888	142	55,589
General.....	1,046	539,918	300	95,645	234	98,123	232	90,565	780	491,989	262	160,478	45	17,740
Cash-grain.....	4	872			1	65			9	1,743				
Crop-specialty.....	193	66,902	12	2,763	83	41,810	18	4,168	280	120,406	15	2,497		
Fruit.....	137	31,955	14	11,525	8	3,105	1	143	21	11,506	87	60,474		
Truck.....	254	66,117	9	1,886	8	2,356	2	249	31	7,412	2	106		
Dairy.....	1,900	3,728,053	598	981,701	1,713	3,252,063	499	1,084,176	667	1,314,815	674	1,354,377	18	23,933
Animal-specialty.....	39	14,643	12	3,205			3	891	22	30,644	5	2,062		
Poultry.....	578	968,150	41	89,534	36	41,916	34	70,923	127	224,341	164	268,499		
Self-sufficing.....	171	11,739	139	15,076	85	5,846	85	9,338	74	7,619	87	10,718	37	4,791
Abnormal.....	497	169,596	313	55,843	202	48,308	141	30,135	159	41,612	194	94,777	42	9,099
Forest products sold:														
All types.....	878	125,697	630	212,909	596	146,356	340	58,286	482	76,713	537	83,786	97	12,191
General.....	216	33,548	182	47,617	96	25,709	115	20,718	195	27,934	115	16,190	32	4,261
Cash-grain.....	1	100							2	300				
Crop-specialty.....	27	2,877	11	2,490	18	2,319	5	500	63	7,478	6	252		
Fruit.....	37	5,941	4	470	2	88	1	100	8	741	22	1,879		
Truck.....	37	4,617	6	1,309	1	36			6	346	1	10		
Dairy.....	451	59,346	229	58,318	384	74,332	144	15,782	164	27,844	200	41,802	8	953
Animal-specialty.....	4	164	5	739			1	400	7	963				
Poultry.....	42	4,892	6	2,395	4	382	3	503	10	1,212	25	1,470		
Self-sufficing.....	14	768	51	5,605	19	1,504	30	2,206	9	438	26	2,218	21	2,295
Abnormal.....	44	13,444	136	93,968	72	41,986	41	10,057	18	9,457	82	10,965	36	4,682
Farm products used by operator's family:														
All types.....	5,580	1,077,638	1,889	530,984	2,700	659,687	1,122	354,520	2,376	712,414	1,891	577,590	160	82,835
General.....	1,107	226,043	311	103,909	257	67,615	246	78,762	802	270,847	278	99,879	45	18,023
Cash-grain.....	7	887			1	78			16	2,068				
Crop-specialty.....	285	49,482	27	4,776	165	26,287	31	6,145	344	97,188	24	3,956		
Fruit.....	241	42,125	19	5,724	16	2,075	3	500	26	6,149	114	35,637		
Truck.....	413	77,407	12	2,323	13	2,185	4	900	69	16,891	6	1,065		
Dairy.....	1,899	396,242	598	191,985	1,697	459,848	500	172,014	665	209,457	673	238,000	18	6,875
Animal-specialty.....	46	8,729	14	3,880			5	1,460	22	7,757	5	1,350		
Poultry.....	565	98,364	41	12,408	35	6,682	34	9,121	126	33,868	163	50,768		
Self-sufficing.....	272	54,095	179	60,618	150	33,758	109	36,731	96	29,678	130	43,337	43	25,183
Abnormal.....	725	124,264	488	145,341	376	61,159	190	48,887	210	38,571	298	103,598	54	32,754
RECEIPTS FROM BOARDERS, LODGERS, ETC.														
All types.....	318	105,572	315	312,670	165	95,022	73	30,288	109	81,472	520	852,363	71	144,381
General.....	73	21,310	66	14,351	26	5,835	12	4,147	48	11,674	65	31,237	18	4,693
Cash-grain.....														
Crop-specialty.....	13	4,585	3	2,015	1	384	3	468	10	3,075	3	525		
Fruit.....	7	1,621	3	650							23	11,677		
Truck.....	19	6,613	2	1,190	1	100			5	1,051				
Dairy.....	120	29,685	97	34,336	97	20,489	17	4,351	21	6,433	150	84,333	5	2,300
Animal-specialty.....	2	135	2	762							1	50		
Poultry.....	22	5,589	3	551	4	745	2	930	4	325	38	13,921		
Self-sufficing.....	7	764	25	4,651	7	1,410	7	1,455	2	142	22	5,898	10	3,160
Abnormal.....	55	35,380	114	254,164										

AGRICULTURE—NEW YORK

FAMILY; AND RECEIPTS FROM BOARDERS, ETC.; 1929, BY TYPE OF FARM—Continued

of this table]

HERKIMER		JEFFERSON		KINGS		LEWIS		LIVINGSTON		MADISON		MONROE		MONTGOMERY		NASSAU	
Farms reporting	Value	Farms reporting	Value	Farms reporting	Value	Farms reporting	Value	Farms reporting	Value	Farms reporting	Value	Farms reporting	Value	Farms reporting	Value	Farms reporting	Value
Number	Dollars	Number	Dollars	Number	Dollars	Number	Dollars	Number	Dollars	Number	Dollars	Number	Dollars	Number	Dollars	Number	Dollars
2,355 130	7,158,442 140,004	4,556 276	12,188,877 390,755	11	124,267	2,481 197	6,807,832 249,901	2,209 683	6,398,308 1,538,910	3,038 219	8,543,400 290,801	3,889 1,297	10,480,628 2,932,328	1,719 200	5,010,347 274,357	463 10	3,182,424 14,091
52	55,239	205	258,767			108	78,681	14	14,847	34	110,707	491	1,334,929	65	66,602	132	1,259,077
35	83,674	7	14,721			4	5,844	23	103,773	12	32,202	539	1,787,531	13	36,071	9	7,822
28	35,457	48	41,142	8	29,055	4	3,020	61	185,435	22	458,141	419	1,002,307	13	36,071	221	1,406,414
1,719	6,362,992	3,498	10,800,097	3	95,212	1,770	6,103,893	779	2,873,736	1,941	6,938,361	522	2,208,149	1,248	4,378,836	26	274,370
33	65,049	33	65,049			5	20,076	38	205,092			28	85,127	6	12,648		
68	172,972	104	247,486			11	16,291	72	129,539	182	424,852	188	547,845	49	104,590	27	106,290
91	37,008	80	30,047			160	53,424	56	28,951	112	37,170	112	38,286	41	23,684		
232	269,096	305	343,813			222	189,702	130	351,545	262	245,156	314	437,448	97	112,920	38	94,354
1,413 105	384,087 22,264	3,093 226	1,116,099 93,130	7	28,895	1,674 156	353,811 31,661	2,035 68	2,202,288 554,418	2,385 197	1,190,303 75,800	3,727 1,296	5,814,144 1,606,592	1,242 177	408,460 68,315	405 10	2,623,065 7,519
52	36,939	205	176,571			108	51,208	14	11,074	84	86,993	401	975,849	64	43,944	132	1,219,334
35	74,432	7	8,581			4	3,312	22	82,360	12	28,259	538	1,425,018	13	26,588	8	7,036
28	25,761	48	34,919	7	28,995	4	1,730	60	144,154	239	398,574	418	917,581	13	26,588	217	1,343,001
980	174,922	2,294	738,217			1,181	242,054	721	630,857	1,504	531,007	496	581,430	869	240,609	9	3,644
35	6,889	70	21,452			7	288	47	15,387	128	26,035	133	120,068	30	6,892	7	3,575
45	2,872	34	3,398			89	5,869	33	3,981	70	3,981	81	7,280	25	2,432		
133	20,008	193	35,717			121	17,376	95	79,097	151	29,654	231	146,271	61	13,305	22	38,956
1,835 98	713,559 27,066	3,703 222	1,288,582 62,196			1,983 161	717,875 61,515	1,780 623	1,008,363 257,158	2,211 167	958,587 51,811	2,456 1,029	839,320 293,176	1,352 154	440,134 40,634	42 4	30,386 1,012
9	1,450	57	11,661			25	3,888	237	61,842	17	3,426	308	70,853	21	3,061	14	1,452
4	104	4	1,898			3	340	8	3,095	3	924	310	58,967				
3	235	6	368			2	510	27	0,087	35	5,456	139	18,612	1	395	7	685
1,603	509,329	3,177	942,920			1,627	577,376	731	327,432	1,774	771,624	455	187,392	1,092	335,108	9	22,258
27	5,210	63	14,346			5	9,300	38	146,955	85	18,066	72	45,590	6	9,269		
29	2,103	29	2,354			53	4,218	24	1,501	31	2,089	33	1,312	20	1,637		
62	168,062	113	213,919			83	59,871	49	192,998	99	105,221	73	134,632	39	46,375	7	2,979
2,138 120	5,335,434 53,129	4,212 257	8,624,154 161,338	3	95,212	2,239 184	4,919,543 80,523	1,957 652	2,387,817 449,088	2,623 196	5,520,037 100,246	3,184 1,208	2,833,819 705,977	1,647 190	3,593,603 96,575	186 8	378,080 2,444
16	9,058	86	45,022			39	7,459	263	141,024	38	13,696	303	176,783	136	7,000	27	4,206
13	4,381	4	3,332			2	1,012	11	11,151	5	885	407	185,075			2	96
7	5,599	7	1,815			2	135	33	16,900	60	28,101	196	54,000	10	6,193	28	6,157
1,716	5,078,252	3,497	8,162,321	3	95,212	1,766	4,773,775	779	1,615,195	1,926	4,981,500	522	1,312,286	1,246	3,383,126	26	241,018
68	144,983	104	189,357			5	9,211	31	17,501	25	19,191	5	1,229				
68	6,225	49	5,482			110	6,879	40	4,308	67	6,430	66	4,855	30	5,022		
130	33,807	177	37,594			120	27,955	70	37,993	149	49,301	165	102,527	81	32,535	18	27,564
587 45	72,516 4,653	872 59	144,741 12,318			720 95	178,400 22,146	618 239	143,463 57,477	583 60	93,500 11,255	283 118	33,098 11,057	452 69	61,292 9,129	3	655
8	705	20	2,619			23	4,773	98	15,708	11	2,201	35	4,430	11	801	2	565
		1	110			1	240	6	1,137			30	3,961				
474	57,179	748	111,972			522	101,980	236	47,087	454	54,334	70	7,948	381	49,684	1	90
2	85	9	625			1	40	9	1,170			5	660				
11	858	6	480			25	1,755	6	598	12	2,610	3	494	4	197		
27	9,035	25	15,453			53	47,466	11	10,021	25	21,283	4	2,680	12	1,172		
2,310 128	670,846 32,892	4,360 273	1,018,301 61,773	2	60	2,428 195	638,403 51,056	2,103 672	656,894 220,770	2,388 216	790,973 51,689	3,756 1,287	840,247 315,526	1,898 199	508,858 59,734	378 9	130,238 3,116
42	7,086	127	20,894			80	11,858	311	96,710	61	10,391	464	101,014	55	11,796	109	33,520
33	4,757	6	800			4	940	18	6,035	11	2,134	504	114,510			5	690
25	3,862	42	4,040			4	645	53	14,775	191	24,709	373	70,751	11	3,385	173	56,571
1,712	543,310	3,440	844,687	2	60	1,763	498,708	778	253,165	1,935	599,896	514	119,093	1,244	384,849	24	7,366
66	15,805	102	21,167			5	1,202	33	8,482			27	5,101	6	1,235		
91	24,950	80	18,333			160	34,713	56	17,916	110	24,184	112	24,609	41	14,394		
213	38,184	257	41,130			202	37,034	108	22,436	232	39,697	276	51,338	93	19,542	34	24,855
108 8	31,922 1,379	281 26	57,538 5,136			132 19	22,261 3,177	103 33	27,367 7,134	132 12	46,486 2,875	187 62	55,808 20,246	60 7	20,876 1,196	3	3,410
1	420	14	3,633			5	815	15	3,555	2	45	19	6,230	2	248	2	2,010
1	50							1	190			23	5,979				
1	35	2	504					6	1,790	2	660	13	3,711	1	250	1	1,400
76	16,547	185	30,889			71	10,454	30	8,700	84	19,895	21	5,951	41	13,414		
3	791	11	2,588					2	505			2	150				
3	661	2	760			9	1,566	4	564	12	1,608	11	2,165				
15	12,039	18	13,705			28	6,249	10	4,754	18	20,813	13	10,288	7	5,542		

COUNTY TABLE III.—VALUE OF FARM PRODUCTS SOLD, TRADED, OR USED BY OPERATOR'S

[See note, p. 166, beginning

	NEW YORK		NIAGARA		ONEIDA		ONONDAGA		ONTARIO		ORANGE		ORLEANS	
	Farms reporting	Value	Farms reporting	Value	Farms reporting	Value	Farms reporting	Value	Farms reporting	Value	Farms reporting	Value	Farms reporting	Value
All products (sold, traded, or used by operator's family):	Number	Dollars	Number	Dollars	Number	Dollars	Number	Dollars	Number	Dollars	Number	Dollars	Number	Dollars
1 All types.....	3,888	8,327,729	3,888	8,327,729	4,558	12,720,727	4,542	9,884,055	3,148	8,203,537	2,948	11,748,609	2,312	6,334,139
2 General.....	1,174	2,008,157	1,174	2,008,157	359	475,453	983	1,738,616	1,347	3,331,121	149	252,180	841	1,964,149
3 Cash-grain.....	84	50,792	84	50,792	136	234,636	379	704,485	23	22,537	67	141,950	60	111,017
4 Crop-specialty.....	1,254	3,939,974	1,254	3,939,974	19	30,295	33	220,286	263	582,167	135	521,819	840	2,892,127
5 Fruit.....	213	357,348	213	357,348	96	327,011	306	602,876	413	1,517,025	540	1,420,099	286	756,199
6 Truck.....	415	1,204,892	415	1,204,892	3,187	10,287,519	1,559	5,559,165	328	1,086,399	1,471	8,177,278	98	306,972
7 Dairy.....	19	37,947	19	37,947	10	18,167	34	69,294	46	146,174	46	146,174	19	55,891
8 Animal-specialty.....	230	450,762	230	450,762	202	467,562	238	540,305	126	323,487	231	623,708	54	172,622
9 Poultry.....	108	41,863	108	41,863	170	84,318	195	81,888	118	64,094	88	36,195	44	16,423
10 Self-sufficing.....	396	235,974	396	235,974	379	795,766	604	305,124	192	311,875	267	575,380	70	58,739
11 Abnormal.....														
Crops (incl. plants, flowers, etc.), sold or traded:														
12 All types.....	8,711	4,580,944	8,711	4,580,944	3,391	1,426,756	3,691	2,959,414	2,985	4,204,134	1,666	2,195,480	2,279	3,876,582
13 General.....	1,162	859,128	1,162	859,128	312	111,510	951	678,505	1,335	1,579,726	117	74,409	833	945,048
14 Cash-grain.....	84	37,319	84	37,319	136	149,146	379	479,941	291	386,730	67	120,898	60	83,290
15 Crop-specialty.....	1,253	2,957,970	1,253	2,957,970	19	30,037	33	201,202	263	656,489	135	447,156	840	2,088,598
16 Fruit.....	213	299,788	213	299,788	96	294,329	305	497,937	412	1,171,234	540	1,252,144	286	619,523
17 Truck.....	396	242,289	396	242,289	2,277	737,401	1,423	923,491	309	243,431	566	211,189	98	33,669
18 Dairy.....	15	4,720	15	4,720	8	9,925	26	9,557	43	40,971	43	40,971	16	19,504
19 Animal-specialty.....	204	92,106	204	92,106	136	26,530	180	56,478	108	59,346	99	27,204	53	35,181
20 Poultry.....	82	8,073	82	8,073	99	10,921	136	13,127	78	10,679	32	3,423	31	3,804
21 Self-sufficing.....	302	89,548	302	89,548	248	40,857	447	85,698	123	37,675	110	59,057	63	17,956
22 Abnormal.....														
Livestock, sold or traded:														
23 All types.....	2,419	619,019	2,419	619,019	3,624	1,542,145	2,798	803,363	2,357	899,971	1,740	1,189,618	1,597	605,887
24 General.....	928	224,365	928	224,365	275	69,208	761	189,133	1,207	393,899	98	51,462	730	277,680
25 Cash-grain.....	14	1,584	14	1,584	49	7,112	166	33,128	179	39,215	18	2,864	26	6,450
26 Crop-specialty.....	786	163,866	786	163,866	9	1,176	11	2,802	129	34,328	30	5,745	561	202,965
27 Fruit.....	87	13,518	87	13,518	31	6,702	76	9,294	299	75,030	58	5,477	121	25,961
28 Truck.....	365	145,991	365	145,991	2,920	998,703	1,410	560,125	297	117,639	1,332	781,468	83	35,506
29 Dairy.....	19	24,457	19	24,457	10	11,851	32	40,922	46	76,317	79	16,934	27	5,497
30 Animal-specialty.....	105	13,954	105	13,954	95	25,924	109	26,257	79	16,105	79	16,934	27	5,497
31 Poultry.....	30	1,697	30	1,697	74	5,347	66	3,567	51	2,747	20	943	8	393
32 Self-sufficing.....	85	29,607	85	29,607	161	410,121	160	37,330	67	143,816	105	324,723	22	25,797
33 Abnormal.....														
Livestock products, sold or traded:														
34 All types.....	3,288	2,200,024	3,288	2,200,024	4,215	8,314,736	3,695	4,831,217	2,777	2,058,875	2,319	7,484,040	1,954	1,180,590
35 General.....	1,123	598,166	1,123	598,166	335	178,584	940	574,941	1,315	824,795	136	76,565	810	469,665
36 Cash-grain.....	32	4,961	32	4,961	74	52,955	256	111,135	220	70,201	29	5,353	34	11,092
37 Crop-specialty.....	1,038	505,421	1,038	505,421	10	2,719	20	8,571	186	72,424	66	40,735	705	369,701
38 Fruit.....	139	31,875	139	31,875	42	35,509	145	39,123	351	144,956	169	35,687	172	42,974
39 Truck.....	415	697,053	415	697,053	10	11,851	30	10,618	39	16,555	1,467	6,674,273	98	157,830
40 Dairy.....	16	5,221	16	5,221	9	2,709	30	10,618	39	16,555	39	16,555	18	6,350
41 Animal-specialty.....	230	308,806	230	308,806	202	363,911	238	410,165	126	213,317	231	519,465	54	117,865
42 Poultry.....	79	6,321	79	6,321	106	16,853	137	12,477	83	9,725	54	6,307	26	1,743
43 Self-sufficing.....	216	47,200	216	47,200	207	165,722	367	76,832	120	97,402	117	105,655	37	3,370
44 Abnormal.....														
Forest products sold:														
45 All types.....	359	59,350	359	59,350	1,142	175,519	476	77,164	759	117,181	266	54,272	339	62,348
46 General.....	156	21,936	156	21,936	106	18,478	159	25,210	438	74,061	21	3,860	151	24,989
47 Cash-grain.....	4	331	4	331	24	2,297	37	5,162	59	6,898	8	700	5	446
48 Crop-specialty.....	89	12,899	89	12,899	2	45	3	1,400	48	6,658	10	1,980	124	24,187
49 Fruit.....	7	1,262	7	1,262	7	713	6	1,600	71	8,638	7	519	34	6,699
50 Truck.....	43	7,538	43	7,538	917	123,323	224	39,802	77	11,929	190	33,532	15	2,771
51 Dairy.....	2	180	2	180	15	5,068	6	879	22	3,246	13	2,171	4	800
52 Animal-specialty.....	9	700	9	700	24	2,100	14	531	11	1,036	4	219	1	56
53 Poultry.....	4	846	4	846	24	2,100	14	531	11	1,036	13	11,291	5	2,400
54 Self-sufficing.....	45	14,158	45	14,158	47	23,560	26	5,830	10	2,926	13	11,291	5	2,400
55 Abnormal.....														
Farm products used by operator's family:														
56 All types.....	3,751	888,392	3,751	888,392	4,508	1,261,571	4,239	1,062,897	3,005	923,375	2,808	845,201	2,220	608,732
57 General.....	1,164	304,562	1,164	304,562	357	97,678	973	270,827	1,336	458,640	145	45,884	830	246,767
58 Cash-grain.....	49	6,597	49	6,597	122	23,125	350	75,119	261	65,524	56	12,135	44	9,730
59 Crop-specialty.....	1,211	299,812	1,211	299,812	17	3,318	31	6,311	227	62,268	127	26,203	805	226,676
60 Fruit.....	208	40,905	208	40,905	92	19,768	285	54,872	393	117,167	469	126,272	263	61,042
61 Truck.....	414	112,024	414	112,024	3,176	932,318	1,550	446,988	325	105,538	1,449	476,816	98	27,196
62 Dairy.....	17	3,589	17	3,589	10	2,632	33	8,207	44	10,662	44	10,662	19	4,399
63 Animal-specialty.....	226	40,216	226	40,216	199	46,189	221	48,826	120	31,473	225	57,934	54	13,279
64 Poultry.....	108	25,426	108	25,426	170	50,987	195	52,186	118	39,907	88	25,303	44	10,427
65 Self-sufficing.....	354	55,461	354	55,461	365	85,506	572	98,434	165	30,056	245	74,654	63	9,216
66 Abnormal.....														
RECEIPTS FROM BOARDERS, LODGERS, ETC.														
67 All types.....	162	48,442	162	48,442	194	43,797	210	59,108	155	42,383	253	238,532	81	20,935
68 General.....	53	11,386	53	11,386	19	3,773	46	11,806	76	18,354	22	11,306	38	10,359
69 Cash-grain.....	3	210	3	210	6	1,665	10	2,600	9	1,855	5	1,990	27	4,149
70 Crop-specialty.....	35	7,609	35	7,609	1	624	12	2,450	13	1,739	8	3,070	7	2,230
71 Fruit.....	10	989	10	989	1	624	84	18,190						

AGRICULTURE—NEW YORK

COUNTY TABLE III.—VALUE OF FARM PRODUCTS SOLD, TRADED, OR USED BY OPERATOR'S

[See NOTE, p. 166, beginning

CLASS OF PRODUCT AND TYPE OF FARM (See definitions in Introduction)	SCHENECTADY		SCHOHARIE		SCHUYLER		SENECA		STEUBEN		SUFFOLK		SULLIVAN	
	Farms reporting	Value	Farms reporting	Value	Farms reporting	Value	Farms reporting	Value	Farms reporting	Value	Farms reporting	Value	Farms reporting	Value
All products (sold, traded, or used by operator's family):	Number	Dollars	Number	Dollars	Number	Dollars	Number	Dollars	Number	Dollars	Number	Dollars	Number	Dollars
All types.....	687	1,376,994	2,210	5,712,588	1,299	2,492,474	1,587	3,255,040	5,058	9,952,929	1,805	10,851,060	2,913	5,328,102
General.....	151	239,002	319	538,238	533	947,449	632	1,220,056	1,116	1,795,061	110	226,547	363	554,882
Cash-grain.....	21	47,093	15	10,040	12	13,253	48	74,956	21	9,987	802	6,118,746	26	10,531
Crop-specialty.....	20	22,495	42	26,623	167	255,500	195	390,497	793	1,622,727	16	36,205	16	36,205
Fruit.....	21	81,131	17	58,838	64	168,121	68	306,290	219	249,841	44	74,611	255	922,155
Truck.....	28	51,131	8	19,597	7	9,715	21	55,829	44	74,611	105	831,478	876	2,410,267
Dairy.....	259	793,736	1,521	4,787,495	114	306,291	286	831,729	2,166	5,330,859	155	2,269,665	504	1,426,939
Animal-specialty.....	48	90,787	78	164,624	173	576,822	91	230,117	199	424,139	182	276,264	822	733,662
Poultry.....	60	41,305	120	50,149	75	41,518	82	39,519	172	80,544	132	276,264	822	733,662
Self-sufficing.....	110	61,445	90	56,314	126	92,283	123	109,257	290	297,334	132	276,264	822	733,662
Abnormal.....	110	61,445	90	56,314	126	92,283	123	109,257	290	297,334	132	276,264	822	733,662
Crops (incl. plants, flowers, etc.), sold or traded:	Number	Dollars	Number	Dollars	Number	Dollars	Number	Dollars	Number	Dollars	Number	Dollars	Number	Dollars
All types.....	579	282,126	1,267	469,588	1,154	755,454	1,461	1,369,321	4,435	2,520,604	1,867	6,766,996	1,071	151,783
General.....	139	64,350	264	163,851	509	302,472	649	498,154	1,055	504,808	103	132,433	194	35,418
Cash-grain.....	21	16,931	41	16,163	169	159,357	195	273,311	792	998,094	802	5,018,235	26	6,727
Crop-specialty.....	20	37,678	17	44,530	64	127,854	68	240,553	215	189,238	16	30,527	16	30,527
Fruit.....	28	65,511	8	13,323	7	7,960	21	43,814	44	62,156	255	811,945	26	10,531
Truck.....	223	68,805	828	201,771	102	47,282	265	144,133	1,830	651,857	42	23,614	382	51,744
Dairy.....	26	9,034	42	8,176	25	12,519	10	4,950	28	68,489	79	64,487	172	23,092
Animal-specialty.....	45	5,442	65	5,960	87	6,119	51	6,343	115	9,778	70	85,755	203	27,659
Poultry.....	77	14,375	47	7,603	51	12,450	83	40,405	183	39,119	70	85,755	203	27,659
Self-sufficing.....	461	96,845	1,700	608,374	948	513,280	1,192	300,823	3,882	1,135,822	507	110,579	1,779	541,728
Abnormal.....	115	29,666	263	69,541	470	141,450	580	164,582	960	237,031	47	11,690	288	55,451
Livestock, sold or traded:	Number	Dollars	Number	Dollars	Number	Dollars	Number	Dollars	Number	Dollars	Number	Dollars	Number	Dollars
All types.....	461	96,845	1,700	608,374	948	513,280	1,192	300,823	3,882	1,135,822	507	110,579	1,779	541,728
General.....	5	503	9	3,401	98	17,227	120	18,589	529	90,719	2	30,950	3	180
Cash-grain.....	8	1,233	6	980	35	4,006	36	11,140	70	7,843	80	80	80	80
Crop-specialty.....	10	1,124	3	543	2	395	13	3,391	5	1,118	60	4,479	746	282,590
Fruit.....	233	53,849	1,303	512,037	101	31,510	268	76,308	1,966	649,228	52	49,257	746	282,590
Truck.....	18	3,323	41	6,232	124	34,749	59	11,033	38	35,905	38	8,348	268	67,598
Dairy.....	29	2,748	47	2,956	40	2,656	38	2,437	87	6,279	28	5,775	327	93,494
Animal-specialty.....	43	4,439	27	12,672	46	28,969	45	7,302	107	84,880	28	5,775	327	93,494
Poultry.....	621	741,365	2,061	3,829,454	1,189	974,536	1,890	1,145,452	4,572	4,698,818	938	3,188,209	2,434	3,331,667
Self-sufficing.....	148	78,598	300	193,345	514	285,375	634	348,707	1,093	635,047	87	39,609	351	240,453
Abnormal.....	5	503	9	3,401	98	17,227	120	18,589	529	90,719	2	30,950	3	180
Livestock products, sold or traded:	Number	Dollars	Number	Dollars	Number	Dollars	Number	Dollars	Number	Dollars	Number	Dollars	Number	Dollars
All types.....	621	741,365	2,061	3,829,454	1,189	974,536	1,890	1,145,452	4,572	4,698,818	938	3,188,209	2,434	3,331,667
General.....	9	1,236	17	2,738	117	34,212	144	50,600	622	316,337	88	127,132	4	927
Cash-grain.....	16	2,327	13	9,928	40	18,362	46	29,241	115	27,489	8	1,163	1	1,163
Crop-specialty.....	16	2,859	6	3,381	3	444	18	4,284	10	3,587	101	26,048	871	1,660,684
Fruit.....	259	567,925	1,516	3,467,918	114	185,726	286	510,067	2,164	3,328,531	105	723,478	871	1,660,684
Truck.....	48	66,426	78	131,110	173	415,297	91	183,967	199	304,807	185	2,150,047	504	1,135,131
Dairy.....	51	6,973	73	8,798	59	6,624	58	6,410	137	15,682	137	15,682	211	34,136
Animal-specialty.....	74	16,021	54	11,469	86	16,426	73	18,897	187	52,539	67	120,672	493	254,336
Poultry.....	133	13,778	678	98,185	398	89,078	217	35,477	1,483	277,091	59	13,068	1,015	188,625
Self-sufficing.....	39	4,485	92	16,395	218	38,450	111	12,121	406	82,194	12	2,286	196	44,326
Abnormal.....	5	432	7	478	52	6,765	26	3,016	239	24,170	19	3,644	5	372
Forest products sold:	Number	Dollars	Number	Dollars	Number	Dollars	Number	Dollars	Number	Dollars	Number	Dollars	Number	Dollars
All types.....	133	13,778	678	98,185	398	89,078	217	35,477	1,483	277,091	59	13,068	1,015	188,625
General.....	1	60	1	60	4	354	9	1,012	1	25	1	25	1	25
Cash-grain.....	5	432	7	478	52	6,765	26	3,016	239	24,170	19	3,644	5	372
Crop-specialty.....	1	60	1	60	4	354	9	1,012	1	25	1	25	1	25
Fruit.....	67	0,042	527	68,748	34	5,588	40	3,056	708	93,187	5	1,130	349	50,902
Truck.....	4	400	10	1,017	39	4,099	5	242	32	2,713	8	1,915	128	14,717
Dairy.....	7	391	22	1,642	12	714	4	280	19	1,317	6	1,937	86	8,914
Animal-specialty.....	4	165	16	9,745	18	10,014	7	14,059	60	71,940	6	1,937	251	69,364
Poultry.....	691	842,880	2,171	706,959	1,255	380,128	1,525	439,987	4,914	1,320,794	1,539	602,208	2,888	1,112,301
Self-sufficing.....	151	61,963	318	95,106	529	179,702	651	206,492	1,115	335,921	106	40,469	361	140,234
Abnormal.....	17	3,393	28	3,943	144	37,939	174	44,941	742	193,407	775	338,785	19	2,325
Farm products used by operator's family:	Number	Dollars	Number	Dollars	Number	Dollars	Number	Dollars	Number	Dollars	Number	Dollars	Number	Dollars
All types.....	691	842,880	2,171	706,959	1,255	380,128	1,525	439,987	4,914	1,320,794	1,539	602,208	2,888	1,112,301
General.....	21	9,775	16	3,400	61	15,165	67	17,844	179	24,106	16	4,375	16	4,375
Cash-grain.....	28	9,894	8	2,250	6	916	20	4,220	40	7,750	240	77,887	874	358,347
Crop-specialty.....	259	97,115	1,510	537,021	114	36,213	285	89,165	2,161	606,053	102	33,999	502	186,406
Fruit.....	46	11,544	75	18,159	169	51,730	90	23,089	199	45,576	170	44,868	322	127,210
Truck.....	60	25,751	120	30,823	75	25,405	82	24,049	172	47,488	150	62,125	790	288,779
Dairy.....	109	27,445	85	14,825	120	24,424	110	19,594	262	48,847	150	62,125	790	288,779
Animal-specialty.....	46	11,544	75	18,159	169	51,730	90	23,089	199	45,576	170	44,868	322	127,210
Poultry.....	60	25,751	120	30,823	75	25,405	82	24,049	172	47,488	150	62,125	790	288,779
Self-sufficing.....	109	27,445	85	14,825	120	24,424	110	19,594	262	48,847	150	62,125	790	288,779
Abnormal.....	109	27,445	85	14,825	120	24,424	110	19,594	262	48,847	150	62,125	790	288,779
RECEIPTS FROM BOARDERS, LODGERS, ETC.	Number	Dollars	Number	Dollars	Number	Dollars	Number	Dollars						

AGRICULTURE—NEW YORK

FAMILY; AND RECEIPTS FROM BOARDERS, ETC.; 1929, BY TYPE OF FARM—Continued

of this table]

TIOGA		TOMPKINS		ULSTER		WARREN		WASHINGTON		WAYNE		WESTCHESTER		WYOMING		YATES	
Farms reporting	Value	Farms reporting	Value	Farms reporting	Value	Farms reporting	Value	Farms reporting	Value	Farms reporting	Value	Farms reporting	Value	Farms reporting	Value	Farms reporting	Value
Number	Dollars	Number	Dollars	Number	Dollars	Number	Dollars	Number	Dollars	Number	Dollars	Number	Dollars	Number	Dollars	Number	Dollars
2,174	4,735,337	2,244	4,425,058	3,536	7,718,540	871	1,194,558	2,842	7,101,365	4,306	11,068,235	389	1,450,236	2,715	7,287,664	1,683	3,325,827
422	591,419	500	695,446	388	651,017	297	351,557	312	470,595	1,370	2,735,495	32	60,635	594	1,283,840	691	1,453,998
20	13,750	31	28,891	89	83,206	26	17,197	128	160,636	7	9,847	13	7,101	13	7,101	13	16,353
78	131,824	196	320,187	691	1,955,183	10	26,042	17	37,000	959	2,983,554	13	41,986	51	219,160	352	603,509
4	9,236	14	29,749	77	185,510	10	26,042	17	37,000	686	2,692,674	15	44,633	6	9,356	25	70,599
11	15,146	17	110,232	651	2,498,761	126	361,577	1,970	5,825,027	490	1,610,515	120	799,755	1,244	3,863,116	167	472,147
1,015	3,145,723	712	2,308,662	6	7,065	8	14,968	10	16,754	7	13,173	64	407,571	20	71,644	7	7,878
15	59,916	25	52,943	610	1,628,439	25	55,861	99	287,606	222	540,904	44	150,717	84	163,657	102	308,793
237	586,166	215	543,805	351	146,415	179	119,178	89	41,376	178	78,560	65	28,549	65	28,549	89	35,932
113	51,382	128	46,174	673	562,944	200	247,976	202	213,666	214	136,207	145	352,510	211	332,428	124	110,613
259	130,775	406	288,969														
1,789	563,289	1,843	1,020,321	2,023	2,280,732	532	124,343	2,032	659,394	4,150	6,542,487	181	149,318	2,470	2,012,418	1,589	1,372,937
360	125,679	467	208,413	249	121,622	219	50,325	266	82,320	1,354	1,236,790	24	17,365	562	430,372	679	592,404
20	9,150	31	21,606	89	57,820	26	10,911	127	95,562	7	6,413	13	6,216	13	6,216	13	10,285
78	92,450	195	211,149	686	1,656,585	10	20,877	17	23,441	172	193,530	13	20,091	51	150,074	349	420,084
4	6,061	13	21,480	77	155,079	10	20,877	17	23,441	957	2,301,790	15	38,792	6	7,327	25	46,576
11	10,909	17	101,040	312	132,680	64	16,635	1,386	377,846	473	388,857	53	20,919	1,150	671,026	157	96,145
873	249,545	618	330,575	3	510	6	1,380	8	1,380	6	1,799	50	91,545	50	91,545	19	12,807
10	1,825	17	6,249	234	72,239	14	2,211	60	11,056	195	107,077	19	2,916	48	10,765	85	53,042
167	38,877	159	56,906	109	8,827	101	9,810	43	3,842	131	16,104	48	4,671	48	4,671	62	5,616
73	5,529	84	7,456	264	73,764	92	12,220	110	25,655	170	37,768	67	37,235	147	36,042	95	20,103
163	23,297	242	55,347														
1,541	681,938	1,472	633,147	1,792	583,600	538	112,610	2,331	929,768	2,894	630,854	169	166,532	2,088	1,148,639	1,181	418,661
340	105,672	403	108,345	321	108,187	233	42,061	249	100,332	1,144	227,781	24	5,954	509	197,078	621	199,724
2	350	7	1,024	16	2,353	5	580	44	9,578	73	10,294	5	988	212	46,422	55	11,933
28	6,790	93	19,250	176	23,420	7	7	7	9,578	587	93,148	5	150	35	24,085	166	27,634
4	808	5	3,904	14	1,388	3	250	5	1,978	352	64,916	1	60,797	1	75	19	6,731
2	235	6	1,141	564	379,656	99	34,133	1,819	730,413	451	169,255	87	60,797	1,111	431,971	154	58,768
891	454,221	636	379,656	6	3,665	8	7,435	10	0,780	7	8,054	64	232,720	64	232,720	20	36,444
15	42,006	25	30,467	299	49,271	8	1,885	57	18,247	133	21,015	13	2,562	36	7,572	64	18,664
142	36,236	117	26,297	119	6,699	91	6,486	44	3,551	57	2,507	20	20	20	1,453	31	1,439
49	2,966	46	2,842	277	85,255	91	19,780	96	58,147	56	33,229	39	96,081	75	207,137	44	53,724
68	32,654	134	60,221														
1,923	2,797,056	1,656	2,172,197	2,598	3,744,817	762	444,665	2,631	4,595,642	3,869	2,600,749	277	937,371	2,420	3,156,202	1,417	999,690
359	207,380	469	221,478	370	248,570	286	96,603	289	185,341	1,320	790,456	30	23,516	575	410,977	664	389,953
10	1,147	12	2,807	21	11,913	11	1,033	66	35,696	108	22,725	8	9,417	256	213,462	71	29,836
38	16,503	126	48,230	282	116,328	6	1,685	12	6,453	791	332,302	8	801	39	30,556	233	72,013
3	1,580	7	2,052	37	11,368	6	1,685	12	7,840	492	182,044	7	801	1	1,025	22	9,824
5	3,037	7	3,924	647	1,805,909	126	248,246	1,960	4,065,785	459	885,706	120	654,150	1,244	2,263,448	167	258,465
1,012	2,008,812	709	1,391,995	5	1,672	8	3,007	10	0,007	6	1,620	56	55,099	56	55,099	20	12,511
14	12,055	18	9,074	610	1,340,297	25	41,821	99	231,822	222	351,846	44	132,476	84	128,302	102	202,051
237	454,032	215	406,294	210	25,468	150	20,015	60	5,895	114	10,080	114	10,080	39	4,538	60	6,325
80	8,897	79	4,868	416	183,352	150	32,155	127	50,797	123	22,596	68	117,011	123	38,604	68	17,047
135	23,613	214	81,475														
783	122,648	479	81,811	623	103,061	388	185,615	553	98,973	585	89,338	41	12,081	1,208	213,455	374	60,589
203	33,002	148	25,006	139	31,057	192	47,932	85	13,236	265	28,347	5	630	318	63,475	232	39,096
2	388	3	220	8	903	8	743	20	1,513	22	2,403	110	15,971	110	15,971	16	2,392
16	2,543	45	5,687	34	4,385	1	140	2	142	115	14,239	4	386	14	1,935	39	4,462
445	68,408	195	22,428	167	23,951	43	8,653	394	42,851	88	8,855	14	2,743	670	101,130	33	4,162
3	210	6	370	75	5,860	3	2,210	11	2,597	20	2,429	1	10	5	320	28	4,184
43	4,199	28	2,081	66	4,282	65	7,452	12	1,444	13	684	13	807	13	807	6	4,343
26	1,906	9	378	129	32,021	04	117,575	27	37,138	11	8,247	10	8,072	35	22,463	9	2,900
45	11,992	39	23,278														
2,104	570,408	2,136	517,582	3,416	996,380	859	327,223	2,778	817,678	4,184	1,224,797	344	184,984	2,585	756,950	1,805	476,700
417	119,686	494	132,204	385	141,611	296	114,636	306	59,467	1,365	482,121	31	13,170	594	182,938	685	232,821
20	2,715	19	3,234	58	10,217	20	3,930	96	18,287	7	1,711	4	398	4	398	11	2,550
65	13,508	164	35,971	643	164,465	9	3,990	12	2,945	917	38,354	11	5,094	315	82,341	89	25,297
7	847	12	2,070	73	16,533	9	3,990	16	3,724	659	242,075	11	4,650	46	12,210	314	78,516
4	965	15	3,107	649	222,823	126	53,010	1,068	608,132	487	157,742	117	55,146	5	873	25	6,094
1,011	304,737	710	184,008	6	1,218	8	2,292	10	2,546	7	1,670	87	12,763	1,236	395,541	166	54,607
14	3,820	25	6,063	601	160,772	24	7,794	98	23,884	221	58,537	87	12,763	63	20,379	19	6,685
234	52,822	214	51,627	351	100,139	179	75,385	89	20,764	178	48,879	87	12,763	32	16,708	97	30,272
113	32,087	128	30,630	650	188,552	197	66,246	183	41,929	195	34,377	187	94,111	65	17,380	89	22,119

[See NOTE.]

	TYPE OF FARM, BY CLASS OF ANIMALS (See definitions in Introduction)	THE STATE		ALBANY		ALLEGANY		BRONX		BROOME		
		Farms reporting	Animals or quantity	Farms reporting	Animals or quantity	Farms reporting	Animals or quantity	Farms reporting	Animals or quantity	Farms reporting	Animals or quantity	
1	General farms:											
2	Horses and mules, excluding colts.....number..	22,314	59,216	345	859	431	1,110			311	669	
3	Cows and heifers kept mainly for milk.....number..	23,573	100,320	362	1,412	458	2,445			327	1,375	
4	beef.....number..	525	2,134	3	17	14	36			11	54	
5	Other cattle, including calves.....number..	21,276	113,096	309	1,354	433	3,121			312	2,024	
6	Sows and gilts.....number..	3,084	4,952	62	109	29	46			15	24	
7	Other hogs, excl. pigs under 3 mos. old.....number..	7,333	30,397	110	568	119	351			83	217	
8	Cash-grain farms:											
9	Horses and mules, excluding colts.....number..	257	784	3	6							
10	Cows and heifers kept mainly for milk.....number..	172	499	3	10							
11	beef.....number..	2	3									
12	Other cattle, including calves.....number..	145	630	3	10							
13	Sows and gilts.....number..	32	57									
14	Other hogs, excl. pigs under 3 mos. old.....number..	75	402	1	3							
15	Crop-specialty farms:											
16	Horses and mules, excluding colts.....number..	6,000	17,538	36	93	213	563			48	109	
17	Cows and heifers kept mainly for milk.....number..	5,125	20,977	26	65	184	1,405			32	162	
18	beef.....number..	115	339	1	4	2	2			2	8	
19	Other cattle, including calves.....number..	4,278	22,784	24	84	184	1,695			34	210	
20	Sows and gilts.....number..	452	762	1	5	5	8			2	4	
21	Other hogs, excl. pigs under 3 mos. old.....number..	1,452	5,826	5	14	47	146			10	56	
22	Fruit farms:											
23	Horses and mules, excluding colts.....number..	6,079	14,197	37	85	2	3			2	4	
24	Cows and heifers kept mainly for milk.....number..	5,353	16,748	37	113	2	7			2	10	
25	beef.....number..	163	326									
26	Other cattle, including calves.....number..	4,101	15,647	29	118	2	7			2	13	
27	Sows and gilts.....number..	569	876	5	14	1	1					
28	Other hogs, excl. pigs under 3 mos. old.....number..	1,283	5,963	5	59	1	10					
29	Truck farms:											
30	Horses and mules, excluding colts.....number..	4,084	9,065	221	455	3	5			10	21	
31	Cows and heifers kept mainly for milk.....number..	3,024	8,091	162	205	3	3			16	46	
32	beef.....number..	59	288	6	10					1	2	
33	Other cattle, including calves.....number..	2,166	7,126	99	226	3	3			13	23	
34	Sows and gilts.....number..	226	399	20	66					2	2	
35	Other hogs, excl. pigs under 3 mos. old.....number..	756	3,446	47	395					1	3	
36	Dairy farms:											
37	Horses and mules, excluding colts.....number..	60,211	171,708	516	1,473	1,605	4,541			1,312	3,281	
38	Cows and heifers kept mainly for milk.....number..	66,750	946,042	583	6,175	1,765	20,439			1,478	20,185	
39	beef.....number..	876	5,132	3	4	42	192			25	161	
40	Other cattle, including calves.....number..	65,339	788,380	559	4,878	1,751	20,682			1,459	15,696	
41	Sows and gilts.....number..	4,249	7,457	72	111	173	280			50	92	
42	Other hogs, excl. pigs under 3 mos. old.....number..	14,112	51,793	158	569	403	1,485			221	580	
43	Animal-specialty farms:											
44	Horses and mules, excluding colts.....number..	764	2,307	19	52	16	40			20	49	
45	Cows and heifers kept mainly for milk.....number..	693	3,384	21	90	16	51			21	173	
46	beef.....number..	66	1,600	1	10	1	5			4	37	
47	Other cattle, including calves.....number..	699	8,182	18	253	15	105			22	209	
48	Sows and gilts.....number..	195	1,087	10	98	2	19			3	21	
49	Other hogs, excl. pigs under 3 mos. old.....number..	306	8,763	11	385	4	16			7	154	
50	Poultry farms:											
51	Horses and mules, excluding colts.....number..	5,350	10,614	100	290	89	206			97	170	
52	Cows and heifers kept mainly for milk.....number..	5,968	20,183	102	288	126	475			110	332	
53	beef.....number..	108	312	2	2	1	1			4	13	
54	Other cattle, including calves.....number..	4,886	22,283	72	282	108	532			96	422	
55	Sows and gilts.....number..	270	485	6	43	1	4			3	3	
56	Other hogs, excl. pigs under 3 mos. old.....number..	944	3,433	13	144	15	33			23	52	
57	Self-sufficing farms:											
58	Horses and mules, excluding colts.....number..	4,843	8,877	60	123	90	177			103	186	
59	Cows and heifers kept mainly for milk.....number..	4,923	11,283	64	143	88	222			99	218	
60	beef.....number..	74	162			2	5			3	3	
61	Other cattle, including calves.....number..	3,917	12,742	54	147	71	233			84	331	
62	Sows and gilts.....number..	193	292	3	8	6	8			4	6	
63	Other hogs, excl. pigs under 3 mos. old.....number..	1,124	2,666	16	34	15	27			23	50	
64	Abnormal and unclassified farms:											
65	Horses and mules, excluding colts.....number..	10,831	23,218	132	359	220	474			306	624	
66	Cows and heifers kept mainly for milk.....number..	11,522	45,010	136	512	265	985			280	406	
67	beef.....number..	323	2,927	3	3	9	22			64	709	
68	Other cattle, including calves.....number..	9,930	43,450	85	543	238	967			287	1,313	
69	Sows and gilts.....number..	607	1,874	9	20	17	22			8	68	
70	Other hogs, excl. pigs under 3 mos. old.....number..	2,492	15,300	29	57	53	128			1	925	
71	SPECIFIED ITEMS, BY TWO TYPES OF FARMS											
72	Steers, 2 years old and over.....	Ranches.....number..										
73		All other.....number..		9,604		89		117				351
74	Sheep, excluding lambs.....	Ranches.....number..										
75		All other.....number..	13,677	426,610	222	6,454	406	13,687			128	2,587
76	All cows milked.....	Dairy.....number..	68,010	1,006,820	591	8,422	1,807	22,787			1,523	21,064
77		All other.....number..	62,132	236,241	936	3,088	1,168	5,861			976	3,493
78	Of beef or dual-purpose breeding.....	Dairy.....number..	3,490	23,880	22	71	71	311			143	1,565
79		All other.....number..	4,322	13,633	33	91	33	133			97	384
80	Milk produced.....	Dairy.....No. and gals.	68,010	674,929,612	591	4,350,020	1,807	13,589,264			1,523	14,249,434
81		All other.....No. and gals.	62,132	125,594,367	936	1,620,664	1,168	2,936,625			976	1,801,164
82	Production, per cow.....	Dairy.....gallons.				677		596				658
83		All other.....gallons.		532		530		601				516
84	Whole milk sold.....	Dairy.....gallons.		625,631,105		3,913,340		12,052,920			13,272,027	
85		All other.....gallons.		57,473,226		599,236		1,593,349			835,202	
86	Cream sold as butterfat.....	Dairy.....pounds.		2,294,248		40,260		67,335			14,214	
87		All other.....pounds.		3,908,241		21,955		35,842			17,420	
88	Chickens over 3 months old on farms, Apr. 1, 1930.....	Poultry.....number..	9,277	3,568,223	181	70,760	169	61,635			188	60,081
89		All other.....number..	123,809	8,385,639	1,520	112,250	2,719	173,037			2,286	138,315
90	Chicken eggs produced.....	Poultry.....dozens.		35,605,471		635,593		628,525			577,125	
91		All other.....dozens.		62,321,243		862,916		1,369,177			60	1,011,564
92	Production, per chicken on hand.....	Poultry.....dozens.		10.0		0.0		10.2			9.6	
93		All other.....dozens.		7.4		7.7		7.9			10.0	7.3

[See Note,

	DELAWARE		DUTCHESS		ERIE		ESSEX		FRANKLIN		FULTON		
	Farms reporting	Animals or quantity	Farms reporting	Animals or quantity	Farms reporting	Animals or quantity	Farms reporting	Animals or quantity	Farms reporting	Animals or quantity	Farms reporting	Animals or quantity	
TYPE OF FARM, BY CLASS OF ANIMALS (See definitions in Introduction)													
1	General farms:												
2	Horses and mules, excluding colts.....number..	155	322	233	539	866	1,995	248	563	218	460	209	447
3	Cows and heifers kept mainly for milk.....number..	168	892	245	1,004	939	3,179	286	1,136	224	1,042	222	881
4	beef.....number..	1	2	7	56	15	43	10	21	1	6	3	21
5	Other cattle, including calves.....number..	166	1,201	205	1,201	743	2,862	263	1,430	209	1,399	192	904
6	Sows and gilts.....number..	10	12	48	91	99	182	24	39	17	75	15	22
7	Other hogs, excl. pigs under 3 mos. old.....number..	37	155	59	418	247	1,162	82	225	48	129	64	149
8	Cash-grain farms:												
9	Horses and mules, excluding colts.....number..					9	20			1	3		
10	Cows and heifers kept mainly for milk.....number..					5	8			1	6		
11	beef.....number..												
12	Other cattle, including calves.....number..					1	4			1	8		
13	Sows and gilts.....number..												
14	Other hogs, excl. pigs under 3 mos. old.....number..					2	4						
15	Crop-specialty farms:												
16	Horses and mules, excluding colts.....number..	35	69	29	86	221	606	17	36	127	300	23	49
17	Cows and heifers kept mainly for milk.....number..	24	57	17	69	181	551	10	58	87	524	14	57
18	beef.....number..			2	9	3	3						
19	Other cattle, including calves.....number..	14	51	12	75	123	555	9	93	83	558	16	87
20	Sows and gilts.....number..	1	1	2	3	10	33			5	9	1	1
21	Other hogs, excl. pigs under 3 mos. old.....number..	6	13	2	4	42	291	2	12	20	67	4	5
22	Fruit farms:												
23	Horses and mules, excluding colts.....number..			128	305	208	538	18	41	11	23	1	2
24	Cows and heifers kept mainly for milk.....number..			110	657	146	305	15	101	8	42		
25	beef.....number..			10	23	4	22	1	3				
26	Other cattle, including calves.....number..			90	534	94	295	13	118	8	31	1	3
27	Sows and gilts.....number..			10	23	4	12						
28	Other hogs, excl. pigs under 3 mos. old.....number..			20	122	22	61	3	7	4	7		
29	Truck farms:												
30	Horses and mules, excluding colts.....number..	19	41	29	54	320	711	6	15	11	19	5	8
31	Cows and heifers kept mainly for milk.....number..	20	227	20	55	266	635	7	21	7	31	1	1
32	beef.....number..					4	21						
33	Other cattle, including calves.....number..	18	191	11	37	170	479	7	102	6	30	2	5
34	Sows and gilts.....number..			1	3	9	13	2	5				
35	Other hogs, excl. pigs under 3 mos. old.....number..	1	3	2	16	41	151	3	59	1	2		
36	Dairy farms:												
37	Horses and mules, excluding colts.....number..	2,751	7,132	890	2,849	1,655	4,547	510	1,388	1,561	4,305	466	1,213
38	Cows and heifers kept mainly for milk.....number..	2,928	59,706	917	16,854	1,867	21,066	583	6,378	1,655	23,781	490	5,822
39	beef.....number..	17	125	8	39	17	188	23	87	20	81	2	4
40	Other cattle, including calves.....number..	2,905	42,814	876	12,187	1,739	14,792	573	6,505	1,637	19,878	481	4,530
41	Sows and gilts.....number..	108	241	120	268	123	255	36	76	61	94	25	36
42	Other hogs, excl. pigs under 3 mos. old.....number..	498	1,578	165	1,355	328	1,668	160	437	281	967	115	323
43	Animal-specialty farms:												
44	Horses and mules, excluding colts.....number..			24	84	34	84	10	29			4	7
45	Cows and heifers kept mainly for milk.....number..			21	112	33	176	10	37			3	5
46	beef.....number..			1	481	5	70						
47	Other cattle, including calves.....number..			16	1,233	30	209	11	70			3	20
48	Sows and gilts.....number..			13	39	15	121	3	32			2	11
49	Other hogs, excl. pigs under 3 mos. old.....number..			15	472	19	969	7	444			2	11
50	Poultry farms:												
51	Horses and mules, excluding colts.....number..	63	104	110	205	313	624	17	32	12	28	16	26
52	Cows and heifers kept mainly for milk.....number..	76	373	96	331	329	1,034	29	85	17	68	21	66
53	beef.....number..	2	6	2	3	9	53	1	4	1	2		
54	Other cattle, including calves.....number..	70	342	82	331	263	984	19	79	19	92	15	64
55	Sows and gilts.....number..	3	5	10	23	19	43	2	2			1	2
56	Other hogs, excl. pigs under 3 mos. old.....number..	9	41	12	33	49	445	3	4	4	16	6	46
57	Self-sufficing farms:												
58	Horses and mules, excluding colts.....number..	92	176	64	105	182	328	128	239	109	186	96	165
59	Cows and heifers kept mainly for milk.....number..	104	310	66	117	180	280	158	386	96	210	92	227
60	beef.....number..			1	1	4	5			1	2		
61	Other cattle, including calves.....number..	98	412	49	138	109	220	129	405	79	308	73	237
62	Sows and gilts.....number..	6	8	8	9	7	33	1	2	2	2	2	2
63	Other hogs, excl. pigs under 3 mos. old.....number..	19	37	11	33	39	112	31	45	24	46	26	47
64	Abnormal and unclassified farms:												
65	Horses and mules, excluding colts.....number..	182	430	226	655	452	1,009	280	662	262	463	115	244
66	Cows and heifers kept mainly for milk.....number..	216	1,378	215	1,168	480	1,251	401	1,069	232	729	135	457
67	beef.....number..	5	8	11	190	16	43	2	6	6	16	1	4
68	Other cattle, including calves.....number..	180	975	158	1,018	294	1,089	298	1,062	195	872	111	464
69	Sows and gilts.....number..	4	15	28	101	21	109	6	8	5	29	4	4
70	Other hogs, excl. pigs under 3 mos. old.....number..	32	81	43	729	103	978	72	145	42	252	33	79
SPECIFIED ITEMS, BY TWO TYPES OF FARMS													
71	Steers, 2 years old and over.....number..												
72	Ranches.....number..												
73	All other.....number..		159		148		205		216		176		35
74	Sheep, excluding lambs.....number..												
75	Ranches.....number..												
76	All other.....number..	123	2,499	166	4,121	213	5,919	272	7,154	146	2,186	36	679
77	All cows milked.....number..	2,985	64,570	929	18,421	1,900	22,508	598	6,715	1,713	25,223	499	5,964
78	Of beef or dual-purpose.....number..	627	3,236	821	3,604	2,653	7,941	936	2,941	674	2,661	496	1,630
79	breeding.....number..	76	396	63	536	153	859	53	315	63	524	5	45
80	All other.....number..	15	24	62	184	265	751	58	172	22	107	7	14
81	Milk produced.....number..	2,985	39,075,300	929	13,118,623	1,900	15,451,992	598	4,026,102	1,713	15,634,655	499	3,883,877
82	No. and gals.....number..	627	1,531,511	821	1,944,970	2,653	4,136,545	936	1,421,139	674	1,282,707	496	743,178
83	Production, per cow.....gallons..		605		712		687		600		622		651
84	All other.....gallons..		473		540		521		483		482		456
85	Whole milk sold.....gallons..		37,137,962		12,612,592		14,325,144		2,899,481		14,522,340		3,295,799
86	All other.....gallons..		910,040		1,187,172		1,846,593		230,344		667,187		179,185
87	Production, per cow.....pounds..		10,997		7,245		42,942		171,680		127,027		300
88	All other.....pounds..		375		950		53,455		54,458		47,857		145
89	Chickens over 3 months old.....number..	120	61,599	192	78,966	569	202,052	38	14,057	36	7,226	34	12,308
90	on farms, Apr. 1, 1930.....number..	3,128	214,076	1,685	133,764	4,562	367,703	1,353	49,012	2,194	77,015	1,016	48,534
91	All other.....dozens..		651,504		635,281		1,856,590		148,851		68,423		123,914
92	Chicken eggs produced.....dozens..		1,723,302		926,546		2,590,090		393,510		588,865		358,922
93	Production, per chicken.....dozens..		10.8		8.0		9.7		10.6		9.5		10.1
94	on hand.....dozens..		8.0		6.9		7.0		8.0		7.6		7.3

AGRICULTURE—NEW YORK

177

LIVESTOCK PRODUCTS, 1929, BY TYPE OF FARM—Continued

bottom of p. 8]

GENESEE		GREENE		HAMILTON		HERKIMER		JEFFERSON		KINGS		LEWIS		LIVINGSTON		MADISON			
Farms reporting	Animals or quantity	Farms reporting	Animals or quantity	Farms reporting	Animals or quantity	Farms reporting	Animals or quantity	Farms reporting	Animals or quantity	Farms reporting	Animals or quantity	Farms reporting	Animals or quantity	Farms reporting	Animals or quantity	Farms reporting	Animals or quantity		
704	2,363	223	500	39	78	103	218	213	478			157	341	587	2,204	153	347	1	
715	3,159	253	1,171	42	167	107	458	231	1,147			167	880	610	3,230	160	720	2	
20	98	2	3	2	15	3	20	1	5			4	8	17	66	1	4	3	
634	3,101	229	1,267	41	192	102	593	210	1,451			161	1,354	551	3,269	153	925	4	
118	214	39	55	4	4	8	11	12	34			11	23	67	94	6	10	5	
254	1,277	72	223	18	23	17	49	65	289			50	155	196	805	36	176	6	
14	43													9	53			7	
13	32													6	26			8	
11	35													6	34			10	
4	5													1	1			11	
4	42													3	11			12	
308	1,133	13	34			31	70	103	280			43	99	292	1,113	44	115	13	
271	987	9	27			9	52	73	510			31	181	273	1,414	22	95	14	
5	14													10	27			15	
230	820	8	20			7	53	69	595			30	164	249	1,450	22	119	16	
60	77	1	1					4	9			2	3	22	30			17	
83	438	2	4			3	5	19	59			8	24	70	280	8	28	18	
20	68	80	181			30	43	4	6			3	5	16	50	7	12	19	
18	86	82	310			11	38	3	11			2	9	18	55	3	4	20	
17	171	62	315			8	25	3	22			3	15	9	36	3	8	21	
2	8	13	17											1	1			22	
9	63	18	60									1	1	5	9	3	7	23	
45	109	3	5			22	30	27	37	1	1	2	3	47	153	120	228	25	
31	67	2	3			5	26	6	15			1	2	34	184	53	246	26	
1	4													1	4	2	2	27	
22	39	2	4			6	28	5	31			1	6	25	182	42	214	28	
3	23					1	17	1	15	1	1			8	14			29	
7														9	63	13	23	30	
617	2,230	598	1,428	10	24	1,548	4,009	3,090	9,249	2	6	1,550	4,476	694	3,050	1,096	5,105	31	
650	7,216	670	8,152	16	76	1,691	32,197	3,456	52,723	3	204	1,757	30,510	763	10,054	1,883	27,817	32	
9	21	3	17			15	115	31	125			10	21	10	43	25	176	33	
618	4,948	649	7,372	14	56	1,675	21,402	3,436	51,240	2	52	1,741	28,885	732	7,625	1,840	20,411	34	
47	78	54	88			65	133	205	366			104	208	82	105	87	145	35	
123	656	169	602	5	8	376	1,241	836	3,043			489	1,768	195	802	324	1,097	36	
21	83	3	6					28	74			4	7	34	162			37	
20	71	4	13					28	176			2	11	28	111			38	
3	18							2	27					2	168			39	
18	142	4	73					30	289			3	20	26	1,032			40	
7	18	2	6					3	14				2	6	10			41	
5	29	3	82					9	173			3	8	11	82			42	
81	193	101	185			31	59	60	131			2	3	42	94	115	239	43	
83	193	127	454			42	138	69	237			4	11	48	133	120	531	44	
1								2	5									1	45
63	200	100	468			28	126	59	284			4	16	34	110	96	450	46	
1	1	5	5			2	5	1	1			1	1	2	2			2	47
10	25	30	73			7	17	15	55			2	4	4	18	12	61	48	
71	141	80	150	33	71	69	135	55	97			110	180	46	94	69	125	49	
73	137	96	223	40	104	63	158	56	128			105	312	45	83	57	117	50	
3	4	2	3																51
52	127	71	225	34	113	58	221	42	151			92	440	30	63	48	180	52	
3	3	2	3			3	3	2	2					2	3	2	2	53	
21	51	23	46	10	12	14	21	11	19			24	44	11	38	16	32	54	
182	410	174	356	37	71	136	255	216	473			140	298	108	417	198	423	55	
178	444	230	1,086	50	123	132	531	239	1,474			158	678	100	561	180	814	56	
5	167	3	9			3		2	7			1	2	7	81	3	28	57	
112	807	170	837	38	136	114	578	201	1,349			131	666	80	848	142	1,656	58	
12	23	7	8			2	2	2	12			2	2	11	25	8	16	59	
31	196	45	152	11	34	30	55	48	216			33	95	31	251	37	124	60	
																			61
	158		64		2		101		276				98		1,085		184	62	
473	18,471	176	3,070	32	624	44	560	138	4,057			94	1,607	619	27,442	97	2,302	63	
667	8,044	674	8,638	18	103	1,717	33,597	3,498	55,670	3	241	1,770	31,867	779	10,872	1,833	29,837	64	
1,445	5,622	821	3,410	138	448	386	1,408	706	3,509			478	1,855	1,175	5,972	616	2,454	65	
47	338	23	156			59	312	154	1,149			63	370	55	517	66	433	66	
151	418	23	74	3	5	11	22	38	135			15	81	139	600	17	41	68	
667	5,421,787	674	5,099,329	18	73,262	1,717	22,940,978	3,498	39,196,355	3	269,200	1,770	21,803,939	779	7,356,875	1,833	22,247,143	69	
1,445	3,085,114	821	1,795,926	138	307,667	386	706,986	706	1,990,609			478	923,420	1,175	3,269,059	616	1,321,693	70	
		590	711			683	704		704				686		677		530	71	
		549	527			687	502		567				472		547		73	72	
	4,911,165		4,357,074			46,929	21,828,276		34,871,232				20,787,611		6,805,704		20,974,549	73	
	1,441,119		827,422			118,096	332,628		1,194,317				446,063		1,875,490		776,401	74	
	42,008		59,554				1,590		54,817				9,281		25,353		12,103	75	
	156,150		20,715				21,536		32,876				6,454		119,565		59,742	76	
	47,099	163	51,762			67	99,106	3,100	181,262			10	2,075	71	17,029	179	294	77	
2,090	167,653	1,378	80,868	137	5,682	1,959	194,684	3,784	295,563	2	36	2,153	85,461	1,908	120,950	2,256	164,204	78	
	502,311		435,624				738,964		1,366,873				23,140		154,985		625,807	79	
	1,215,641		693,853			45,425	9,0		9,0				690,588		852,303		1,312,434	80	
	10.7		8.4				8.0		7.5				8.7		10.9		10.5	81	
	7.3		7.7				8.0		7.5				6.9		7.0		8.0	82	

[See Note,

	RICHMOND		ROCKLAND		ST. LAWRENCE		SARATOGA		SCHENECTADY		SCHOHARIE	
	Farms reporting	Animals or quantity	Farms reporting	Animals or quantity	Farms reporting	Animals or quantity	Farms reporting	Animals or quantity	Farms reporting	Animals or quantity	Farms reporting	Animals or quantity
General farms:												
1	Horses and mules, excluding colts..... number		20	34	311	644	445	990	110	278	270	607
2	Cows and heifers kept mainly for milk..... number		25	51	305	1,501	517	1,947	132	533	263	1,248
3	beef..... number				8	40	18	83	3	17	5	17
4	Other cattle, including calves..... number		15	64	297	2,270	465	2,020	122	624	250	1,408
5	Sows and gilts..... number		2	5	22	49	105	161	27	50	27	45
6	Other hogs, excl. pigs under 3 mos. old..... number		4	8	81	201	140	479	32	117*	101	322
Cash-grain farms:												
7	Horses and mules, excluding colts..... number				1	3	5	12			10	20
8	Cows and heifers kept mainly for milk..... number						3	14			4	8
9	beef..... number											
10	Other cattle, including calves..... number				1	6	2	6			3	11
11	Sows and gilts..... number										1	3
12	Other hogs, excl. pigs under 3 mos. old..... number										2	4
Crop-specialty farms:												
13	Horses and mules, excluding colts..... number				110	208	36	82	10	29	26	58
14	Cows and heifers kept mainly for milk..... number				64	384	33	93	6	30	16	60
15	beef..... number				2	4	1	2				
16	Other cattle, including calves..... number				58	444	27	110	8	37	17	120
17	Sows and gilts..... number				1	2	4	6	2	2	3	4
18	Other hogs, excl. pigs under 3 mos. old..... number				14	32	7	40			7	15
Fruit farms:												
19	Horses and mules, excluding colts..... number		26	39	7	11	38	83	8	12	11	26
20	Cows and heifers kept mainly for milk..... number		20	51	6	10	34	135	10	19	9	55
21	beef..... number											
22	Other cattle, including calves..... number											
23	Sows and gilts..... number		13	48	8	30	27	103	10	42	9	56
24	Other hogs, excl. pigs under 3 mos. old..... number		1	3	1	1	4	51	1	3	4	16
Truck farms:												
25	Horses and mules, excluding colts..... number		8	19	29	67	10	15	38	65	16	8
26	Cows and heifers kept mainly for milk..... number		6	7	19	27	6	12	32	89	13	36
27	beef..... number											
28	Other cattle, including calves..... number		1	1	13	60	6	20	24	65	12	29
29	Sows and gilts..... number											
30	Other hogs, excl. pigs under 3 mos. old..... number											
Dairy farms:												
31	Horses and mules, excluding colts..... number		20	37	4,780	13,106	719	1,862	207	573	1,428	3,847
32	Cows and heifers kept mainly for milk..... number		44	667	5,102	81,883	844	8,850	257	2,904	1,457	18,794
33	beef..... number				39	208	12	43	1	4	53	746
34	Other cattle, including calves..... number		40	540	5,078	88,441	811	7,041	249	2,379	1,466	14,833
35	Sows and gilts..... number		1	3	329	632	94	164	23	28	116	184
36	Other hogs, excl. pigs under 3 mos. old..... number		3	14	1,200	4,854	133	486	43	177	451	1,353
Animal-specialty farms:												
37	Horses and mules, excluding colts..... number				4	7	4	10				
38	Cows and heifers kept mainly for milk..... number				4	18	2	6				
39	beef..... number											
40	Other cattle, including calves..... number				1	9	1	2				
41	Sows and gilts..... number				4	9	1	112				
42	Other hogs, excl. pigs under 3 mos. old..... number				1	15	4	50				
Poultry farms:												
43	Horses and mules, excluding colts..... number		14	18	29	52	73	139	16	30	47	31
44	Cows and heifers kept mainly for milk..... number		26	53	33	131	81	251	23	55	47	159
45	beef..... number						2	4			1	2
46	Other cattle, including calves..... number		17	50	31	152	73	230	19	66	44	195
47	Sows and gilts..... number						9	12	2	21	2	2
48	Other hogs, excl. pigs under 3 mos. old..... number				4	5	8	10	4	35	11	22
Self-sufficing farms:												
49	Horses and mules, excluding colts..... number				126	212	172	300	38	75	87	158
50	Cows and heifers kept mainly for milk..... number				120	343	180	453	52	118	75	215
51	beef..... number						1	2			1	1
52	Other cattle, including calves..... number				110	417	161	447	39	130	57	217
53	Sows and gilts..... number				1	1	16	28	5	6	6	11
54	Other hogs, excl. pigs under 3 mos. old..... number				17	28	47	109	8	28	28	63
Abnormal and unclassified farms:												
55	Horses and mules, excluding colts..... number		4	7	39	125	355	655	204	368	70	133
56	Cows and heifers kept mainly for milk..... number		1	1	41	246	335	1,472	261	789	78	220
57	beef..... number						7	123	3			
58	Other cattle, including calves..... number				20	169	319	1,840	206	670	54	171
59	Sows and gilts..... number				3	23	12	45	21	38	7	8
60	Other hogs, excl. pigs under 3 mos. old..... number		1	2	8	204	65	555	54	180	15	39
SPECIFIED ITEMS, BY TWO TYPES OF FARMS												
61	Steers, 2 years old and over..... Ranches..... number											
62	All other..... number											
63	Sheep, excluding lambs..... Ranches..... number				5		330		81		23	166
64	All other..... number											
65	All cows milked..... Dairy..... number		3	30	584	9,231	151	4,429	45	919	166	4,039
66	All other..... number		44	766	5,194	86,722	861	9,468	259	3,048	1,514	21,056
67	Of beef or dual-purpose breeding..... Dairy..... number		5	5	142	419	879	3,651	1,185	3,846	500	2,142
68	All other..... number				3	67	149	1,048	66	329	1,112	500
69	Milk produced..... Dairy..... No. and gals.		8	33	32	234	116	359	33	219	93	692
70	All other..... No. and gals.		44	645,836	5,194	54,583,867	861	6,178,102	259	2,149,298	1,514	13,753,288
71	Production, per cow..... Dairy..... gallons		5	2,350	142	316,244	879	1,655,070	1,185	1,827,475	500	1,096,889
72	All other..... gallons											
73	Whole milk sold..... Dairy..... gallons			470		755	453	63			705	653
74	All other..... gallons					616,035	51,167,386	5,347,348		1,925,780		13,049,044
75	Cream sold as butterfat..... Dairy..... pounds					229,906	804,378	533,006		180,681		584,281
76	All other..... pounds						321,391	44,688				
77	Chickens over 3 months old on farms, Apr. 1, 1930..... Poultry..... number		27	2,557	190	30,674	5,690	232,448	2,010	115,091	596	107,430
78	All other..... number				74	33,072	63	14,140	135	35,245	44	12,683
79	Chicken eggs produced..... Poultry..... dozens					308,831	132,500	338,229			1,932	226,895
80	All other..... dozens		24,249			160,546	1,802,329	848,157				222,271
81	Production, per chicken on hand..... Poultry..... dozens			9.5		9.3	7.8	9.4		8.5		10.3
82	All other..... dozens							7.4		6.8		7.7

COUNTY TABLE IV.—SPECIFIED LIVESTOCK, 1930, AND LIVESTOCK PRODUCTS, 1929, BY TYPE OF FARM—Con.

[See NOTE, bottom of p. 8]

	TYPE OF FARM, BY CLASS OF ANIMALS (See definitions in Introduction)	WASHINGTON		WAYNE		WESTCHESTER		WYOMING		YATES		
		Farms reporting	Animals or quantity	Farms reporting	Animals or quantity	Farms reporting	Animals or quantity	Farms reporting	Animals or quantity	Farms reporting	Animals or quantity	
1	General farms:											
2	Horses and mules, excluding colts..... number.....	260	574	1,185	3,163	15	42	515	1,550	634	1,955	
3	Cows and heifers kept mainly for milk..... number.....	257	1,180	1,242	4,899	27	120	525	3,084	635	2,509	
4	beef..... number.....	5	21	15	44			14	104	27	68	
5	Other cattle, including calves..... number.....	236	1,409	1,082	4,595	21	94	496	3,452	589	2,830	
6	Sows and gilts..... number.....	26	41	169	238			44	76	104	137	
7	Other hogs, excl. pigs under 3 mos. old..... number.....	71	286	444	1,881	4	38	153	662	243	1,147	
8	Cash-grain farms:											
9	Horses and mules, excluding colts..... number.....			7	19			8	13	11	33	
10	Cows and heifers kept mainly for milk..... number.....			4	7			1	3	8	22	
11	beef..... number.....											
12	Other cattle, including calves..... number.....			3	8			1	2	7	33	
13	Sows and gilts..... number.....			1	1					3	4	
14	Other hogs, excl. pigs under 3 mos. old..... number.....			2	20			1	2	5	22	
15	Crop-specialty farms:											
16	Horses and mules, excluding colts..... number.....	78	175	112	323			274	877	85	275	
17	Cows and heifers kept mainly for milk..... number.....	49	219	106	339			254	1,800	67	260	
18	beef..... number.....	1	4	4	23			4	11	4	9	
19	Other cattle, including calves..... number.....	45	276	88	312			243	1,831	61	317	
20	Sows and gilts..... number.....	5	11	12	17			8	13	9	11	
21	Other hogs, excl. pigs under 3 mos. old..... number.....	18	45	35	147			47	135	34	102	
22	Fruit farms:											
23	Horses and mules, excluding colts..... number.....	11	20	709	1,696	5	10	35	146	287	655	
24	Cows and heifers kept mainly for milk..... number.....	9	72	685	2,028	8	19	38	192	205	490	
25	beef..... number.....			11	21					13	36	
26	Other cattle, including calves..... number.....	9	75	577	1,772	7	32	35	190	169	629	
27	Sows and gilts..... number.....			81	117	1	1	3	4	15	17	
28	Other hogs, excl. pigs under 3 mos. old..... number.....	2	3	195	790	1	2	11	89	55	189	
29	Truck farms:											
30	Horses and mules, excluding colts..... number.....	11	19	573	1,282	6	12	1	5	21	63	
31	Cows and heifers kept mainly for milk..... number.....	8	21	472	1,309	5	13	1	7	21	98	
32	beef..... number.....			9	36			1	4	1	4	
33	Other cattle, including calves..... number.....	5	26	346	1,170	3	6	1	3	19	105	
34	Sows and gilts..... number.....			27	67	1	1	1	2	4	10	
35	Other hogs, excl. pigs under 3 mos. old..... number.....	4	12	180	725	1	9	1	2	10	57	
36	Dairy farms:											
37	Horses and mules, excluding colts..... number.....	1,796	5,082	450	1,532	65	206	1,158	3,612	157	476	
38	Cows and heifers kept mainly for milk..... number.....	1,945	24,777	482	4,889	117	2,364	1,226	15,084	165	1,435	
39	beef..... number.....	29	441	14	86			6	30	6	34	
40	Other cattle, including calves..... number.....	1,917	21,811	466	3,806	117	1,853	1,199	12,972	161	1,179	
41	Sows and gilts..... number.....	181	250	42	71	5	14	70	117	8	11	
42	Other hogs, excl. pigs under 3 mos. old..... number.....	460	1,436	134	540	17	64	251	995	44	164	
43	Animal-specialty farms:											
44	Horses and mules, excluding colts..... number.....	10	24	6	14			54	200	19	92	
45	Cows and heifers kept mainly for milk..... number.....	5	17	5	17			49	315	19	103	
46	beef..... number.....							4	64	1	5	
47	Other cattle, including calves..... number.....	6	26	6	16			43	472	19	179	
48	Sows and gilts..... number.....	1	5	2	11			9	27	7	15	
49	Other hogs, excl. pigs under 3 mos. old..... number.....	2	3	4	135			19	220	11	74	
50	Poultry farms:											
51	Horses and mules, excluding colts..... number.....	58	111	144	311	10	17	40	75	80	196	
52	Cows and heifers kept mainly for milk..... number.....	64	269	146	408	18	65	49	155	80	250	
53	beef..... number.....	1	5	2	5			1	5	3	4	
54	Other cattle, including calves..... number.....	47	265	122	355	15	57	39	146	64	218	
55	Sows and gilts..... number.....	3	6	12	25	1	1	1	5	5	5	
56	Other hogs, excl. pigs under 3 mos. old..... number.....	9	16	32	161	1	18	4	30	17	86	
57	Self-sufficing farms:											
58	Horses and mules, excluding colts..... number.....	61	116	128	226			50	99	52	102	
59	Cows and heifers kept mainly for milk..... number.....	59	123	91	137			37	65	50	103	
60	beef..... number.....			1	1			1	5	1	1	
61	Other cattle, including calves..... number.....	50	169	50	85			30	85	32	77	
62	Sows and gilts..... number.....	5	6	1	1					5	5	
63	Other hogs, excl. pigs under 3 mos. old..... number.....	19	37	31	77			9	16	16	31	
64	Abnormal and unclassified farms:											
65	Horses and mules, excluding colts..... number.....	126	217	194	404	86	278	151	346	79	187	
66	Cows and heifers kept mainly for milk..... number.....	143	517	161	390	104	571	167	756	63	167	
67	beef..... number.....	6	9	2	2			55	2	6	13	
68	Other cattle, including calves..... number.....	109	580	93	264	75	566	124	524	50	181	
69	Sows and gilts..... number.....	8	16	9	13	5	24	5	10	6	10	
70	Other hogs, excl. pigs under 3 mos. old..... number.....	39	127	52	147	10	100	26	92	24	75	
71	SPECIFIED ITEMS, BY TWO TYPES OF FARMS											
72	Steers, 2 years old and over.....	Ranches..... number.....										
73		All other..... number.....		101		217		93		147		177
74	Sheep, excluding lambs.....	Ranches..... number.....										
75		All other..... number.....	484	15,450	367	7,673	12	428	323	18,629	472	21,671
76	All cows milked.....	Dairy..... number.....	1,964	25,800	489	5,202	120	2,624	1,244	16,460	167	1,659
77		All other..... number.....	617	2,604	2,090	9,808	162	903	1,159	6,963	1,216	4,389
78	Of beef or dual-purpose breeding.....	Dairy..... number.....	94	591	31	152	13	200	68	567	22	98
79		All other..... number.....	32	117	134	396	11	34	105	431	171	561
80	Milk produced.....	Dairy..... No. and gals.....	1,964	17,578,219	489	3,609,214	120	1,897,749	1,244	10,453,612	167	1,090,712
81		All other..... No. and gals.....	617	1,417,897	2,090	5,350,910	162	583,160	1,159	3,703,781	1,216	2,463,108
82	Production, per cow.....	Dairy..... gallons.....		681		694		723		635		657
83		All other..... gallons.....		545		546		646		682		561
84	Whole milk sold.....	Dairy..... gallons.....		16,104,182		3,259,100		1,803,396		9,651,030		885,253
85		All other..... gallons.....		783,192		2,044,578		301,913		2,685,378		723,011
86	Cream sold as butterfat.....	Dairy..... pounds.....		66,072		36,233				36,179		32,055
87		All other..... pounds.....		14,477		357,294		1,900		93,715		227,721
88	Chickens over 3 months old on farms, Apr. 1, 1930.....	Poultry..... number.....	96	31,253	222	72,396	43	29,405	83	26,080	101	40,346
89		All other..... number.....	2,457	144,234	3,657	324,036	270	36,960	2,324	159,696	1,369	114,763
90	Chicken eggs produced.....	Poultry..... dozens.....		345,893		744,811		255,535		294,474		427,388
91		All other..... dozens.....		1,112,959		2,438,431		273,928		1,232,364		846,375
92	Production, per chicken on hand.....	Poultry..... dozens.....		11.1		10.3		8.7		11.3		10.6
93		All other..... dozens.....		7.7		7.5		7.4		7.7		7.4

TYPE AND SIZE (See definitions in Introduction)		Columbia	Cortland	Delaware	Dutchess	Erie	Essex	Franklin	Fulton	Genesee	Greene	Hamilton
		Number	Number	Number	Number	Number	Number	Number	Number	Number	Number	Number
1	General farms:											
2	Under 3 acres.....	2			4	5	4	2		3		2
3	3 to 9 acres.....	11	8	7	10	32	9	4	3	8		4
4	10 to 19 acres.....	11	13	11	20	59	6	10	9	14		8
5	20 to 49 acres.....	28	28	22	46	293	20	40	41	97		24
6	50 to 99 acres.....	65	41	42	66	491	60	86	94	309		77
7	100 to 174 acres.....	140	67	65	87	193	107	70	72	292	117	20
8	175 to 259 acres.....	60	12	27	41	26	57	35	17	54	28	9
9	260 to 499 acres.....	19	9	22	11	12	42	10	8	29	15	4
10	500 to 999 acres.....	6	2	3	5	1	5		1	2	3	
	1,000 to 4,999 acres.....				1		2		1	1		
11	Cash-grain farms:					1						
12	Under 3 acres.....					3		1		3		
13	3 to 9 acres.....					1		1		6		
14	10 to 19 acres.....					4		2		10		
15	20 to 49 acres.....	2				1				1		
16	50 to 99 acres.....					1						
17	100 to 174 acres.....											
18	175 to 259 acres.....											
19	260 to 499 acres.....											
20	500 to 999 acres.....											
21	1,000 to 4,999 acres.....											
22	Crop-specialty farms:					8	2	7		3		
23	Under 3 acres.....		3			14	1	10	1	7		
24	3 to 9 acres.....			1		90	5	33	6	33		3
25	10 to 19 acres.....	3	12	5	2	134	4	58	9	133		9
26	20 to 49 acres.....	12	38	13	3	60	13	65	15	143		16
27	50 to 99 acres.....	39	46	27	11	18	6	37	2	36		8
28	100 to 174 acres.....	14	26	18	8	7	5	6	1	14		3
29	175 to 259 acres.....	14	8	12	5							
30	260 to 499 acres.....	1			3		1	1				
31	500 to 999 acres.....				1							
32	1,000 to 4,999 acres.....											
33	Fruit farms:								1			
34	Under 3 acres.....					25		1		1		4
35	3 to 9 acres.....	52			6	30		2		2		9
36	10 to 19 acres.....	57			12	72	2	4	1	2		21
37	20 to 49 acres.....	96			14	78	2	6		7		33
38	50 to 99 acres.....	73			30	28	6	3	1	13		35
39	100 to 174 acres.....	108			43	10	3			4		9
40	175 to 259 acres.....	41			24	4	4					7
41	260 to 499 acres.....	18			13	1	1					1
42	500 to 999 acres.....	3			3					1		
43	1,000 to 4,999 acres.....	1			1							
44	Truck farms:					1	1					
45	Under 3 acres.....					26	4	3		18		1
46	3 to 9 acres.....	2	3		3	56		2		22		3
47	10 to 19 acres.....	1	2	1	9	172	2	4	3	28		3
48	20 to 49 acres.....	3	2	2	16	112	3	3	2	20		
49	50 to 99 acres.....	3	5	4	6	51	3	2		11		1
50	100 to 174 acres.....	7	2	7	6	9		1		2		
51	175 to 259 acres.....	3		8	3	5						
52	260 to 499 acres.....				1							
53	500 to 999 acres.....				1					1		
54	1,000 to 4,999 acres.....						1					
55	Dairy farms:						1			1		
56	Under 3 acres.....			1		5	2	3		1		3
57	3 to 9 acres.....	2	3	16	3	29	2	11	5	2		4
58	10 to 19 acres.....	7	19	33	5	188	24	105	25	42		24
59	20 to 49 acres.....	18	68	101	19	811	92	392	118	187		120
60	50 to 99 acres.....	46	246	359	117	811	149	312	242	314		297
61	100 to 174 acres.....	237	507	1,040	380	177	196	732	86	78		127
62	175 to 259 acres.....	156	251	843	200	74	106	148	22	41		87
63	260 to 499 acres.....	81	135	534	170	4	23	10	1	2		11
64	500 to 999 acres.....	13	13	64	31							1
65	1,000 to 4,999 acres.....	2		3	7		3					
66	5,000 to 9,999 acres.....											
67	Animal-specialty farms:						2					
68	3 to 9 acres.....				1							
69	10 to 19 acres.....					2		1		1		
70	20 to 49 acres.....		1		1	15				1		
71	50 to 99 acres.....		4		8	17	3	1		3		1
72	100 to 174 acres.....	5	4		5	7	5	2		10		3
73	175 to 259 acres.....	8			5	5	3	1		6		
74	260 to 499 acres.....	3	1		1		2			1		1
75	500 to 999 acres.....				3							
76	1,000 to 4,999 acres.....				1							
77	Poultry farms:											
78	Under 3 acres.....	5	1	11	11	36	6	6	1	3		5
79	3 to 9 acres.....	15	16	24	23	95	4	5	6	14		14
80	10 to 19 acres.....	12	12	26	26	87	6	2	5	17		13
81	20 to 49 acres.....	16	20	17	35	167	7	7	4	38		30
82	50 to 99 acres.....	25	9	24	33	133	10	7	13	38		39
83	100 to 174 acres.....	45	11	22	50	52	4	4	3	10		48
84	175 to 259 acres.....	10	2	3	14	7	3	3	2	6		12
85	260 to 499 acres.....	4	4	4	3	1	1	2		1		2
86	500 acres and over.....		1	2	2							1
87	Self-sufficing farms:						2					
88	Under 3 acres.....			1		1						
89	3 to 9 acres.....	32	8	15	5	43	18	21	6	9		10
90	10 to 19 acres.....	15	9	11	11	47	7	22	8	12		8
91	20 to 49 acres.....	30	16	20	26	100	36	30	21	31		21
92	50 to 99 acres.....	37	14	43	30	68	49	47	40	32		47
93	100 to 174 acres.....	47	6	37	17	8	39	22	23	10		32
94	175 to 259 acres.....	12		11	4	3	20	7	8	1		8
95	260 to 499 acres.....	2		6	1	2	7	1	3	1		3
96	500 acres and over.....			1			1					1
97	Abnormal farms:											
98	Under 3 acres.....	5	2	3	5	10	19	11	1	1		2
99	3 to 9 acres.....	57	30	48	25	160	62	52	24	46		36
100	10 to 19 acres.....	34	21	33	33	176	49	79	30	44		26
101	20 to 49 acres.....	43	30	32	36	258	84	105	42	54		54
102	50 to 99 acres.....	30	36	58	50	147	105	129	61	48		84
103	100 to 174 acres.....	50	21	65	58	36	108	58	29	22		74
104	175 to 259 acres.....	21	6	30	18	8	43	15	8	3		25
105	260 to 499 acres.....	7	4	8	12	3	31	9	2	1		9
106	500 to 999 acres.....	1	1	1	11	2	9	1	1	1		1
107	1,000 to 4,999 acres.....			4	3		4					1
108	5,000 acres and over.....							1				1

[See Note,

TYPE AND SIZE (See definitions in introduction)		Orleans	Oswego	Otsego	Putnam	Queens	Rensselaer	Richmond	Rockland	St. Lawrence	Saratoga	Schenectady
		Number	Number	Number	Number	Number	Number	Number	Number	Number	Number	Number
1	General farms:											
2	Under 3 acres.....	2		2						5	2	
3	3 to 9 acres.....	13	26	17			10		2	17		2
4	10 to 19 acres.....	20	43	14			29		8	15		1
5	20 to 49 acres.....	91	171	39	3		81		14	46		16
6	50 to 99 acres.....	324	239	119	6		170		8	109		44
7	100 to 174 acres.....	325	118	111	5		193		1	113		73
8	175 to 259 acres.....	54	37	43	4		44			47		14
9	260 to 499 acres.....	11	12	11	1		17			38		1
10	500 to 999 acres.....	1	2	3	1		1			2		
	1,000 to 4,999 acres.....									2		
11	Cash-grain farms:											
12	Under 3 acres.....			1								
13	3 to 9 acres.....									1	2	
14	10 to 19 acres.....			1						1	4	
15	20 to 49 acres.....			1						1		
16	50 to 99 acres.....									1		
17	100 to 174 acres.....											
18	175 to 259 acres.....											
19	260 to 499 acres.....											
20	500 to 999 acres.....											
21	1,000 to 4,999 acres.....											
22	Crop-specialty farms:											
23	Under 3 acres.....											
24	3 to 9 acres.....		5	7						16		
25	10 to 19 acres.....	3	9	7			1			8	2	
26	20 to 49 acres.....	5	30	10			11			20		1
27	50 to 99 acres.....	27	56	31			30			78		5
28	100 to 174 acres.....	24	31	42			38			55		12
29	175 to 259 acres.....		9	15			8			49		
30	260 to 499 acres.....	1	3	6			4			18		2
31	500 to 999 acres.....											
32	1,000 to 4,999 acres.....									1	1	
33	Fruit farms:											
34	Under 3 acres.....	1					2					
35	3 to 9 acres.....	27	17	1			6		1	2	1	1
36	10 to 19 acres.....	49	23				4		4	2	2	3
37	20 to 49 acres.....	115	70	3			13		23	4	3	6
38	50 to 99 acres.....	291	44	1			13		12	3	20	8
39	100 to 174 acres.....	276	20				11		7	2	18	2
40	175 to 259 acres.....	63	7				4				2	
41	260 to 499 acres.....	16	3	1							2	1
42	500 to 999 acres.....	2	1	1					2		2	
43	1,000 to 4,999 acres.....											
44	Truck farms:											
45	Under 3 acres.....	1				1					2	
46	3 to 9 acres.....	30	19	3	1	44	2	13		3	6	1
47	10 to 19 acres.....	42	37	1		25	4	19		4	9	6
48	20 to 49 acres.....	50	77	5	1	17	11	11	17	4	10	7
49	50 to 99 acres.....	88	58	1	1	9	12	3	5	2	15	8
50	100 to 174 acres.....	62	20	1	2	1	6		11	1	10	5
51	175 to 259 acres.....	10	4				3				1	1
52	260 to 499 acres.....	3	1									
53	500 to 999 acres.....		1									
54	1,000 to 4,999 acres.....											
55	Dairy farms:											
56	Under 3 acres.....		1			4				2		
57	3 to 9 acres.....		17	11		3				3	4	
58	10 to 19 acres.....		31	32	1	1	6			10	4	3
59	20 to 49 acres.....	8	267	127	9		66			6	205	11
60	50 to 99 acres.....	36	674	455	29		281		20	971	254	66
61	100 to 174 acres.....	41	647	1,065	66		413		4	2,085	379	124
62	175 to 259 acres.....	10	220	525	30		131			1,233	120	35
63	260 to 499 acres.....	3	83	244	26		60		3	606	48	19
64	500 to 999 acres.....		9	16	3		9		1	36	5	1
65	1,000 to 4,999 acres.....			4	4					3		
66	Animal-specialty farms:											
67	3 to 9 acres.....											
68	10 to 19 acres.....	1										
69	20 to 49 acres.....	1	3	1							1	
70	50 to 99 acres.....	4	3	5							3	
71	100 to 174 acres.....	8	4	9						2	1	
72	175 to 259 acres.....	4	2	5						2	1	
73	260 to 499 acres.....	1	1							1	2	
74	500 to 999 acres.....									1		
75	1,000 to 4,999 acres.....											
76	Poultry farms:											
77	Under 3 acres.....	1	6	40	2		2			6	3	7
78	3 to 9 acres.....	9	49	61			19			23	16	10
79	10 to 19 acres.....	8	64	43	1		17			22	9	4
80	20 to 49 acres.....	10	100	48	7		33			18	15	6
81	50 to 99 acres.....	14	90	82	3		66			5	15	10
82	100 to 174 acres.....	10	42	66	4		46			1	4	9
83	175 to 259 acres.....	2	9	15			8			1	1	1
84	260 to 499 acres.....		4	7			6			1	1	1
85	500 acres and over.....						1			1		
86	Self-sufficing farms:											
87	Under 3 acres.....						1			1		
88	3 to 9 acres.....	7	53	14			11			31	11	5
89	10 to 19 acres.....	9	45	11			22			28	15	6
90	20 to 49 acres.....	13	107	27			50			49	50	10
91	50 to 99 acres.....	10	89	62			56			47	83	22
92	100 to 174 acres.....	4	23	24			46			23	60	14
93	175 to 259 acres.....		3	5			14			5	11	1
94	260 to 499 acres.....			2								
95	500 acres and over.....	1		2			2			5	3	2
96	Abnormal farms:											
97	Under 3 acres.....	1	2	3			2	2	2	14	1	2
98	3 to 9 acres.....	15	132	53	3	1	33	1	16	120	30	22
99	10 to 19 acres.....	18	117	51	5		33		16	85	38	15
100	20 to 49 acres.....	19	187	62	14	1	86		17	167	77	28
101	50 to 99 acres.....	13	135	73	20		102	1	8	138	101	23
102	100 to 174 acres.....	4	53	57	11	2	32	1	5	96	71	13
103	175 to 259 acres.....		7	15	4	1	14		2	34	16	3
104	260 to 499 acres.....		7	10	7		6		2	21	5	
105	500 to 999 acres.....		1	2	2		2		1	3	2	
106	1,000 to 4,999 acres.....			2	2					1		
107	5,000 acres and over.....									1		

AGRICULTURE—NEW YORK

FARM, BY SIZE, 1930—Continued

bottom of p. 8]

Schoharie	Schuyler	Seneca	Steuben	Suffolk	Sullivan	Tioga	Tompkins	Ulster	Warren	Washington	Wayne	Westchester	Wyoming	Yates
Number	Number	Number	Number	Number	Number	Number	Number	Number	Number	Number	Number	Number	Number	Number
4	2	1	5	3	1	2	1	1	5	1	21	2	3	1
20	6	14	7	16	6	8	9	13	9	8	62	4	14	2
15	6	6	23	22	20	15	13	18	16	16	82	1	17	3
50	23	56	60	35	54	49	52	60	14	33	282	6	54	4
85	143	247	295	27	120	133	133	133	65	95	650	8	185	5
102	237	251	480	2	110	155	167	104	107	103	277	7	230	6
28	80	64	167	1	31	42	48	34	52	35	65	3	63	7
15	39	22	71	2	6	14	15	17	35	20	13	1	24	8
	8	1	8	2	3	4	2	4	9	1			1	9
					3			4	1					10
	1	1	1			1	3				1		2	11
	5	3	11	12		8	14						6	12
	7	6	21	8		7	9				6		5	13
	2	2	9			4	3						2	14
			6				2							15
														16
														17
														18
4	1	2	3	9		1	1	4		1	7		7	19
2	1	6	15	29		2	5	6	1	5	6		13	20
4	10	10	33	299	7	4	16	6	1	21	28		27	21
8	55	54	181	315	7	23	56	31	11	27	69		111	22
18	59	72	367	125	3	30	85	22	8	44	54		163	23
4	28	38	146	17	6	12	21	10	4	22	7		39	24
2	12	12	44	7	3	5	12	6	1	7	5		20	25
	1	1	3		3	1	1	2		1			3	26
			1	1				2						27
			1					1						28
2	5	2	33	2	2	2	1	99		1	39	1	1	13
1	13	6	57	4	1	1	1	112		1	75		5	29
2	26	12	66	3		1	5	206		2	259		3	31
4	13	18	41	4			2	168		2	378	4	11	100
6	13	19	17	2			3	75		2	157	2	22	64
1	4	5	3	1				22		5	35	1	8	12
1	3	4	1				2	8		1	14		1	12
		2						1		1	1			36
											1			37
														38
2	2	1	17	31	1	1	1	15		3	52	5	2	1
2	3	1	6	44		1	3	15		1	101	6	1	40
3		5	9	98		7	3	21		3	237	1	1	41
	2	8	8	62		1	5	18		3	197	1		8
		5	3	14		1	4	5		3	81	2		10
1		1	1	3			1	1			12		2	44
				2				1		1	5			1
											1			46
														47
														48
8		1	4	18	5	5	3	3		8	1		6	49
12		1	11	20	7	7	2	9	3	14	3		7	50
64	4	9	47	26	78	52	42	59	10	71	39	15	77	51
307	29	95	365	21	283	256	195	173	33	347	163	30	302	52
665	48	139	922	12	356	426	301	258	40	837	216	29	542	53
299	21	28	528	2	94	172	117	98	19	427	54	21	218	54
151	12	13	253	2	37	86	47	34	16	245	12	14	85	55
13			32	4	4	9	3	13	4	20	1	3	7	56
2			2		2	1		3	1	1	1			57
														58
														59
														60
	2					2		2		1	1		2	61
	7	6	9			3	9	3	5	3	2		14	62
	4	4	12			5	10	4		4	2		20	63
	8	1	10			4	4	1		2	1		18	64
	3		5			1	1		2	1			8	65
	1		2			1	1		1				1	66
													1	67
														68
6	7	3	7	27	19	12	5	60	1	5		5	7	3
9	8	13	16	54	70	28	18	92	3	16	16	10	21	9
14	10	8	14	43	49	31	26	74	1	18	32	5	18	70
16	29	15	40	41	89	38	41	138	4	13	60	8	12	71
18	59	34	51	10	160	66	67	148	4	19	84	11	11	72
10	46	12	52	6	97	38	41	78	7	18	28	5	11	73
3	10	3	17	3	14	18	12	17	5	5	1		3	74
2	4	3	2	1	4	6	4	3		4	1		1	75
					2		1			1				76
														77
1	1										1			78
11	4	12	9		16	9	6	43	1	8	31		9	79
13	5	6	14		30	4	15	58	4	6	35		12	80
25	16	29	27		76	38	26	94	28	27	63		20	81
26	34	28	55		114	38	58	103	67	21	87		19	82
36	12	6	57		69	22	22	44	49	22	10		4	83
8	2	1	8		13	1	2	6	15	3			1	84
	1		3		4	1		2	14	2	1			85
			1					1						86
3	4		3	3	8	1	5	7	7	1	2	1	2	87
18	15	31	38	42	85	45	76	100	12	31	73	14	44	88
18	17	25	34	26	66	26	52	92	12	31	43	23	41	89
10	25	30	49	24	191	57	111	141	32	46	51	37	60	90
21	40	29	81	17	229	66	112	164	46	39	33	23	44	91
12	18	6	64	6	169	47	43	117	54	33	10	15	20	92
4	4	1	10	6	43	11	5	22	15	13	2	12	8	93
4			9	5	19	5	1	18	12	5		18	2	94
			2	3	7			7	8	1		2		95
								4	1	2				96

COUNTY TABLE VI.—TYPE OF FARM, BY SPECIFIED VALUE OF FARM

[See Note,

TYPE, BY VALUE OF PRODUCTS (See definitions in Introduction)		THE STATE	Albany	Allegany	Bronx	Broome	Cattaraugus	Cayuga	Chautauqua	Chemung	Chenango	Clinton
		Number	Number	Number	Number	Number	Number	Number	Number	Number	Number	Number
1	General farms:											
2	Under \$250.....	448	7	11	6	8	13	24	10	4	15	
3	\$250-\$399.....	3,359	34	64	88	72	92	138	58	47	60	
4	\$400-\$999.....	6,046	105	119	112	141	224	210	92	69	84	
5	\$1,000-\$1,499.....	5,947	101	109	75	97	232	211	83	33	77	
6	\$1,500-\$2,499.....	6,264	113	129	81	75	320	167	81	30	73	
7	\$2,500-\$3,999.....	3,307	34	71	23	28	203	66	18	19	35	
8	\$4,000-\$5,999.....	1,226	21	20	7	16	68	12	7	2	7	
9	\$6,000-\$9,999.....	412	4	5	2	5	14	3	3	3	5	
10	\$10,000 and over.....	98	4	2	2	3	3			1		
11	Cash-grain farms:											
12	Under \$250.....	44						8	3			
13	\$250-\$399.....	48						7	3			
14	\$400-\$999.....	70						16	2	2		
15	\$1,000-\$1,499.....	109	3					27	4	1		
16	\$1,500-\$2,499.....	70	1					17	2			
17	\$2,500-\$3,999.....	27						20	1	1		
18	\$4,000-\$5,999.....	10						9	1	1		
19	\$6,000-\$9,999.....							8				
20	\$10,000 and over.....											
21	Crop-specialty farms:											
22	Under \$250.....	850	7	22	39	8	34	44		17	15	
23	\$250-\$399.....	807	9	25	20	16	36	35	14	21	16	
24	\$400-\$999.....	879	5	19	10	12	36	31	13	11	24	
25	\$1,000-\$1,499.....	1,457	14	32	19	15	78	26	18	17	29	
26	\$1,500-\$2,499.....	1,258	13	29	10	14	66	9	21	4	20	
27	\$2,500-\$3,999.....	1,445	3	64	7	2	50	6	10	2	30	
28	\$4,000-\$5,999.....	1,161	2	34	3	2	23	3	4	2	23	
29	\$6,000-\$9,999.....	613		13	3	1	11	1	4	2	9	
30	\$10,000-\$19,999.....	376		23	3	3	3	1			4	
31	\$20,000 and over.....	196		1		1					1	
32	Fruit farms:											
33	Under \$250.....	275	1		1	2	2	47				
34	\$250-\$399.....	847	5	1		1	7	192		1	2	
35	\$400-\$999.....	1,044	5	1		3	5	234		1		
36	\$1,000-\$1,499.....	1,227	6	1		2	9	238	1		3	
37	\$1,500-\$2,499.....	1,775	12	1		3	10	248	1	1	8	
38	\$2,500-\$3,999.....	1,581	9			2	10	149	2		2	
39	\$4,000-\$5,999.....	887	4	1		3	4	63			6	
40	\$6,000-\$9,999.....	561	7			3	4	20			8	
41	\$10,000-\$19,999.....	204	1				2	7			3	
42	\$20,000 and over.....	47					1	1			3	
43	Truck farms:											
44	Under \$250.....	78			1	1	3	2				
45	\$250-\$399.....	473	7		3	5	9	24	4	1	1	
46	\$400-\$999.....	700	19	2	4	10	2	34	4	1	2	
47	\$1,000-\$1,499.....	897	46	1	2	5	9	20	6	2	7	
48	\$1,500-\$2,499.....	1,317	74	1	2	3	16	23	3	2	11	
49	\$2,500-\$3,999.....	1,173	70	2	4	1	7	27	3		3	
50	\$4,000-\$5,999.....	662	33	2	2	1	6	13	2		2	
51	\$6,000-\$9,999.....	382	15		1	1	1	5	3			
52	\$10,000-\$19,999.....	199	4		2	1	2	1	1			
53	\$20,000 and over.....	52	1				1	1	2			
54	Dairy farms:											
55	Under \$250.....	91	1	1	1	2	4	2	2	5		
56	\$250-\$399.....	348	4	11	9	10	4	17	3	10	10	
57	\$400-\$999.....	956	11	46	19	33	9	47	11	20	27	
58	\$1,000-\$1,499.....	4,168	46	132	111	173	64	179	41	101	145	
59	\$1,500-\$2,499.....	7,874	87	280	198	357	126	334	73	170	283	
60	\$2,500-\$3,999.....	17,713	172	569	440	738	318	682	152	461	555	
61	\$4,000-\$5,999.....	19,612	159	496	414	750	346	609	118	622	478	
62	\$6,000-\$9,999.....	10,962	66	203	211	345	161	245	64	465	214	
63	\$10,000-\$19,999.....	4,989	33	61	98	122	68	107	40	245	55	
64	\$20,000 and over.....	1,138	10	9	16	16	9	19	4	62	6	
65	Animal-specialty farms:											
66	Under \$250.....	4						1	4			
67	\$250-\$399.....	78	1	3		5	7	4	4	7		
68	\$400-\$999.....	157	1	9		8	1	18	3	7	1	
69	\$1,000-\$1,499.....	177	4	7		12	7	18	1	6	1	
70	\$1,500-\$2,499.....	205	8	7		12	6	16	2	10		
71	\$2,500-\$3,999.....	145	7	3		3	5	12	1	10		
72	\$4,000-\$5,999.....	83	3			3	2	9	1	3		
73	\$6,000-\$9,999.....	55				1	1	3		3		
74	\$10,000-\$19,999.....	32	1			1	1	1		3	1	
75	\$20,000 and over.....	17				2	1	5		3		
76	Poultry farms:											
77	Under \$250.....	171	1	8	7	3	8	9	2			
78	\$250-\$399.....	310	5	4	11	8	4	20	4	5	3	
79	\$400-\$999.....	554	9	8	24	18	17	24	7	11	1	
80	\$1,000-\$1,499.....	1,430	31	29	28	23	41	74	33	39	5	
81	\$1,500-\$2,499.....	1,632	34	31	33	31	53	80	28	42	7	
82	\$2,500-\$3,999.....	2,125	39	36	45	35	72	112	56	59	7	
83	\$4,000-\$5,999.....	1,600	30	35	27	28	55	108	32	50	2	
84	\$6,000-\$9,999.....	937	21	14	12	22	31	67	25	32	4	
85	\$10,000-\$19,999.....	490	10	7	6	9	9	16	7	20	1	
86	\$20,000 and over.....	163	1	3	1	1	1	3		12		
87	Self-sufficing farms:											
88	Under \$250.....	1,873	7	48	45	36	34	92	26	38	48	
89	\$250-\$399.....	1,875	21	34	37	38	48	70	25	36	40	
90	\$400-\$999.....	1,677	27	30	28	42	47	45	31	21	25	
91	\$1,000-\$1,499.....	1,513	27	17	32	22	21	44	23	20	30	
92	\$1,500-\$2,499.....	286	3		3	3	3	8	3	4	7	
93	Abnormal farms:											
94	Under \$250.....	4,440	16	101	170	99	115	185	27	126	78	
95	\$250-\$399.....	3,699	34	80	112	73	74	170	63	62	70	
96	\$400-\$999.....	4,135	63	80	119	98	97	185	65	43	51	
97	\$1,000-\$1,499.....	2,807	48	47	75	46	59	103	37	32	42	
98	\$1,500-\$2,499.....	454	4	3	9	4	2	5	1	7	6	
99	\$2,500-\$3,999.....	413	2	3	9	5	1	5	2	8	9	
100	\$4,000-\$5,999.....	254	2	5	5	3	2	1	1	4	3	
101	\$6,000-\$9,999.....	163	3	2	1	6	1	12	1	5	3	
102	\$10,000-\$19,999.....	131	2		4	4	3	3		7		
103	\$20,000 and over.....	117	1	2	5	5	4	7	1	1	2	
104		142	3		4	2	4	4	1	8	3	

COUNTY TABLE VI.—TYPE OF FARM, BY SPECIFIED VALUE OF FARM

[See Note.]

	Livingston	Madison	Monroe	Montgomery	Nassau	New York	Niagara	Oneida	Onondaga	Ontario	Orange
TYPE, BY VALUE OF PRODUCTS (See definitions in Introduction)	Number	Number	Number	Number	Number	Number	Number	Number	Number	Number	Number
General farms:											
Under \$250.....	5	8	8				26	13	14	6	5
\$250-\$599.....	45	48	89	30	1		139	75	143	60	22
\$600-\$999.....	102	58	206	41	2		246	105	185	138	45
\$1,000-\$1,499.....	130	52	235	65	5		265	70	201	255	35
\$1,500-\$2,499.....	188	32	344	44	1		284	53	234	365	22
\$2,500-\$3,999.....	130	10	240	16			142	27	129	325	7
\$4,000-\$5,999.....	63	8	122	4	1		52	10	60	149	6
\$6,000-\$9,999.....	11	2	41				14	6	14	43	3
\$10,000 and over.....	9	1	9				6		3	6	4
Cash-grain farms:											
Under \$250.....	1		6							2	
\$250-\$599.....	2		4							1	
\$400-\$599.....	1		4							2	
\$600-\$999.....	5		6							5	
\$1,000-\$1,499.....	2		2							3	
\$1,500-\$2,499.....	2		6							4	
\$2,500-\$3,999.....	1		1							3	
\$4,000 and over.....											
Crop-specialty farms:											
Under \$250.....	9	13	10	1			26	11	13	20	4
\$250-\$399.....	10	13	14	4			17	31	25	10	8
\$400-\$599.....	13	13	20	11	1		13	10	42	21	9
\$600-\$999.....	45	18	56	23	4		14	21	85	29	15
\$1,000-\$1,499.....	49	14	79	18	3		9	19	72	41	16
\$1,500-\$2,499.....	81	5	102	2	11		4	15	57	92	8
\$2,500-\$3,999.....	78	2	122	5	13			12	50	56	2
\$4,000-\$5,999.....	46	2	45	1	19		1	9	17	18	2
\$6,000-\$9,999.....	15	2	33	1	33			2	12	5	2
\$10,000-\$19,999.....	6	2	8		37			2	6	2	1
\$20,000 and over.....	1		2		11						
Fruit farms:											
Under \$250.....	2	2	3		1		27		1	10	3
\$250-\$599.....	2	3	24		2		79	6	5	30	7
\$600-\$999.....	3	2	45		2		99	1	4	27	15
\$1,000-\$1,499.....	3		64		2		146	4	4	35	24
\$1,500-\$2,499.....	7	2	124		2		285	6	6	52	27
\$2,500-\$3,999.....	2	1	143				302	1	6	27	10
\$4,000-\$5,999.....		1	68				166			18	16
\$6,000-\$9,999.....	2		52				123	1	2	7	5
\$10,000-\$19,999.....	4	1	15				26		2	2	4
\$20,000 and over.....	1		1				1		3		
Truck farms:											
Under \$250.....	2	9	8		1		8			2	20
\$250-\$599.....	3	29	22	1	11		48	8	37	20	45
\$600-\$999.....	8	42	48	2	7		32	17	51	36	81
\$1,000-\$1,499.....	11	42	77	1	17		35	30	57	89	184
\$1,500-\$2,499.....	8	67	99	5	38		50	9	87	126	144
\$2,500-\$3,999.....	15	25	85	2	31		24	15	48	71	38
\$4,000-\$5,999.....	4	14	54	1	32		12	3	18	46	21
\$6,000-\$9,999.....	7	9	21		32		2	6	5	10	3
\$10,000-\$19,999.....	2	2	6	1	42		2	6	3	4	4
\$20,000 and over.....	1				10			2			
Dairy farms:											
Under \$250.....	1	2						4	1	1	2
\$250-\$399.....	5	4	1	4			2	11	5	7	11
\$400-\$599.....	6	22	7	8			7	53	24	20	28
\$600-\$999.....	22	81	17	40			28	221	79	29	55
\$1,000-\$1,499.....	77	185	40	101	2		49	339	153	80	159
\$1,500-\$2,499.....	197	458	103	275	3		119	820	368	95	338
\$2,500-\$3,999.....	213	577	150	424	6		133	859	445	59	408
\$4,000-\$5,999.....	147	389	122	270	4		55	552	270	32	370
\$6,000-\$9,999.....	91	183	65	111	4		17	234	136	47	84
\$10,000-\$19,999.....	19	35	11	15	8		4	56	47	4	17
\$20,000 and over.....	1	5	6		3		1	3	3		
Animal-specialty farms:											
Under \$250.....			1					1		4	
\$250-\$599.....	4						1		3	4	
\$600-\$999.....	6		3	1			8	1	7	7	
\$1,000-\$1,499.....	2		6	2			4	3	10	4	
\$1,500-\$2,499.....	7		8	1			2	2	5	12	
\$2,500-\$3,999.....	5		4	1			2	3	3	4	
\$4,000-\$5,999.....	5		2	1			1		6	2	
\$6,000-\$9,999.....	8		2							2	
\$10,000-\$19,999.....			2				1			3	
\$20,000 and over.....	1										
Poultry farms:											
Under \$250.....	3	8	4				13	1	6	6	2
\$250-\$399.....	4	8	6	3	1		16	8	15	3	7
\$400-\$599.....	2	16	1	1	2		27	9	16	6	12
\$600-\$999.....	15	30	27	12	1		35	35	45	18	31
\$1,000-\$1,499.....	18	25	35	13	5		46	41	39	11	43
\$1,500-\$2,499.....	16	38	40	9	9		32	50	55	35	60
\$2,500-\$3,999.....	7	30	25	5	2		30	26	37	25	31
\$4,000-\$5,999.....	4	14	21	3	2		19	16	10	12	25
\$6,000-\$9,999.....	3	10	18	2	1		11	15	11	8	14
\$10,000-\$19,999.....	2	3	1	1	4		1	1	3	2	5
\$20,000 and over.....	1								1		1
Self-sufficing farms:											
Under \$250.....	10	50	34	1			33	42	60	24	29
\$250-\$399.....	13	27	49	10			34	46	56	17	21
\$400-\$599.....	15	13	21	12			26	37	39	23	21
\$600-\$999.....	16	17	8	17			12	39	33	4	17
\$1,000-\$1,499.....	2	3	1	1			3	6	7	5	
Abnormal farms:											
Under \$250.....	28	85	113	3	4		138	55	162	60	29
\$250-\$399.....	30	54	70	29	7		89	87	161	44	63
\$400-\$599.....	28	57	74	31	6		83	103	177	51	75
\$600-\$999.....	28	38	35	23	7		64	64	94	27	68
\$1,000-\$1,499.....	1	5	3	3			9	12	3		9
\$1,500-\$2,499.....	4	2	3	2	4		2	2	4	2	1
\$2,500-\$3,999.....	2	3	4	2	2		3	3	15	1	3
\$4,000-\$5,999.....	1	3	3	1	4		1	6	6	1	2
\$6,000-\$9,999.....	4		4	2	2		1	8	1	2	1
\$10,000-\$19,999.....	3	2	4	3	1		5	9	1	1	3
\$20,000 and over.....	3	3	6		1			9	1		8

COUNTY TABLE VI.—TYPE OF FARM, BY SPECIFIED VALUE OF FARM PRODUCTS SOLD, TRADED, OR USED BY OPERATOR'S FAMILY, 1929—Continued

[See NOTE, bottom of p. 8]

	Suffolk	Sullivan	Tioga	Tompkins	Ulster	Warren	Washington	Wayne	Westchester	Wyoming	Yates
TYPE, BY VALUE OF PRODUCTS (See definitions in Introduction)	Number	Number	Number	Number	Number	Number	Number	Number	Number	Number	Number
General farms:											
Under \$250.....	1	5	12	15	3	1	2	9		13	4
\$250-\$500.....	12	39	65	72	47	42	56	106	3	53	45
\$500-\$999.....	24	93	111	129	107	94	97	216	8	94	94
\$1,000-\$1,499.....	17	114	103	124	106	96	60	278	5	106	153
\$1,500-\$2,499.....	30	81	76	99	78	52	51	412	8	149	190
\$2,500-\$3,999.....	12	26	40	46	18	10	31	242	5	109	142
\$4,000-\$5,999.....	7	10	13	14	12	2	10	77	2	45	39
\$6,000-\$9,999.....	4	2	2		13		3	28		21	22
\$10,000 and over.....	3	2		1	4		2	2	1	4	2
Cash-grain farms:											
Under \$250.....			2	5						3	1
\$250-\$399.....			5	4						3	1
\$400-\$599.....			4	3						3	2
\$600-\$999.....			5	7						1	3
\$1,000-\$1,499.....			3	8				1		3	2
\$1,500-\$2,499.....				3				3			3
\$2,500-\$3,999.....			1								1
\$4,000 and over.....											
Crop-specialty farms:											
Under \$250.....	2	10	9	23	29	5	15	11		30	7
\$250-\$399.....	1	7	7	10	20	7	19	12		23	7
\$400-\$599.....	4	7	9	17	8	5	22	20		25	7
\$600-\$999.....	17		17	32	15	2	39	29		40	15
\$1,000-\$1,499.....	41	1	11	36	8	6	13	37		45	20
\$1,500-\$2,499.....	109	1	12	41	4		7	36		63	25
\$2,500-\$3,999.....	100		7	28		1		14		90	17
\$4,000-\$5,999.....	151		3	4	4		2	10		41	6
\$6,000-\$9,999.....	152		1	4			3	2		19	1
\$10,000-\$19,999.....	99		1	1	1		3	1		7	
\$20,000 and over.....	66		2				3	1			
Fruit farms:											
Under \$250.....	1			23				16		5	31
\$250-\$399.....	2		1	80			2	63		4	51
\$400-\$599.....	2			4			2	100	1	7	51
\$1,000-\$1,499.....	5		2	2			4	135	3	3	58
\$1,500-\$2,499.....	2			3			1	223	3	2	80
\$2,500-\$3,999.....	3						1	217	3	12	60
\$4,000-\$5,999.....	1			2			1	123	2	6	14
\$6,000-\$9,999.....	2		1	1			3	51	1	9	6
\$10,000-\$19,999.....				20			1	25	1	2	1
\$20,000 and over.....				4				6		1	
Truck farms:											
Under \$250.....	1		2	1	1			4	1	1	2
\$250-\$399.....	18		3	5	10		5	16	2	1	1
\$400-\$599.....	30		2		10		1	37	1	1	1
\$600-\$999.....	30		1		8		3	91	2	2	2
\$1,000-\$1,499.....	49		1	4	16		3	142	1	1	6
\$1,500-\$2,499.....	49		1	2	16		1	122	1	1	6
\$2,500-\$3,999.....	55		1	1	17		2	188	2	2	7
\$4,000-\$5,999.....	37		1	3	11		3	109	4	4	6
\$6,000-\$9,999.....	17				4		1	65	2		1
\$10,000-\$19,999.....	15			1				23			
\$20,000 and over.....	3							11			
Dairy farms:											
Under \$250.....		1		1				1		4	
\$250-\$399.....		3		7			5	3		4	
\$400-\$599.....		15		12		4	11	6		15	1
\$600-\$999.....		74		50		20	118	25	2	72	13
\$1,000-\$1,499.....		135		94		50	116	46	12	137	28
\$1,500-\$2,499.....		257		202		83	258	133	15	336	45
\$2,500-\$3,999.....		238		304		150	556	151	21	379	46
\$4,000-\$5,999.....		105		168		141	586	90	23	203	25
\$6,000-\$9,999.....		42		49		102	301	26	28	77	8
\$10,000-\$19,999.....		5		6		68	107	9	15	16	1
\$20,000 and over.....		1		4		26	7	1	4	1	
Animal-specialty farms:											
Under \$250.....			2	1	1			2		1	
\$250-\$399.....			3	4	3		1			8	1
\$400-\$599.....			1	3	1		4	1		3	1
\$1,000-\$1,499.....			7	6	6		4	2		5	6
\$1,500-\$2,499.....			1	3	1		1	1		10	7
\$2,500-\$3,999.....				3			1	1		10	2
\$4,000-\$5,999.....								1		16	2
\$6,000-\$9,999.....										10	1
\$10,000-\$19,999.....										1	
\$20,000 and over.....			1								
Poultry farms:											
Under \$250.....			2	2	3		2	2		3	3
\$250-\$399.....	5	8	10	6	10		1	4	3	9	4
\$400-\$599.....	3	12	13	13	27		8	11	2	3	5
\$600-\$999.....	12	44	34	35	74		15	27	6	16	12
\$1,000-\$1,499.....	34	83	42	36	98		9	45	4	13	28
\$1,500-\$2,499.....	29	141	63	49	140		22	59	8	20	20
\$2,500-\$3,999.....	25	112	33	37	135		3	39	11	7	7
\$4,000-\$5,999.....	21	63	21	27	67		12	27	2	6	5
\$6,000-\$9,999.....	14	33	13	5	38		8	9	0	1	1
\$10,000-\$19,999.....	15	8	5	4	8		4	2		1	
\$20,000 and over.....	27		1	1							
Self-sufficing farms:											
Under \$250.....		61	31	44	101	14	20	35		18	31
\$250-\$399.....		42	27	46	98	21	20	53		16	26
\$400-\$599.....		62	23	29	75	47	24	55		13	12
\$600-\$999.....		118	20	8	72	74	24	31		16	14
\$1,000-\$1,499.....		39	3	1	7	23	1	4		2	6
Abnormal farms:											
Under \$250.....	29	154	95	157	163	16	41	56	14	73	47
\$250-\$399.....	17	106	54	80	124	29	49	58	15	44	26
\$400-\$599.....	28	166	50	103	142	71	56	62	24	42	24
\$600-\$999.....	33	195	38	40	125	54	39	26	40	33	16
\$1,000-\$1,499.....	5	74	3	2	53	7	4	1	7	3	2
\$1,500-\$2,499.....	6	86	4	4	36	10	1	1	17	3	2
\$2,500-\$3,999.....	3	25	3	2	19	8	2	2	5	13	1
\$4,000-\$5,999.....	1	8	1	1	5	2	2	1	1	3	3
\$6,000-\$9,999.....	4	4	2	1	3	2	4	2	4	2	3
\$10,000-\$19,999.....	2	3		1	1	1	4	2	2	1	1
\$20,000 and over.....	4	1		2	2	1	1	3		4	1

COUNTY TABLE VII.—TYPE OF FARM, BY TENURE OF FARM OPERATOR, 1930

[See NOTE, bottom of p. 8]

TYPE, BY TENURE OF OPERATOR (See definitions in Introduction)		THE STATE	Albany	Allegany	Bronx	Broome	Cattaraugus	Cayuga	Chautauqua	Chemung	Chenango	Clinton
1	General farms:	<i>Number</i>	<i>Number</i>	<i>Number</i>	<i>Number</i>	<i>Number</i>	<i>Number</i>	<i>Number</i>	<i>Number</i>	<i>Number</i>	<i>Number</i>	<i>Number</i>
2	Full owners	21,387	340	407	354	371	881	706	293	180	296	
3	Part owners	2,245	27	63	11	37	143	56	28	15	22	
3	Managers	309	7	4	4	2	5	12	1	3	8	
4	Tenants—											
4	Cash	1,132	32	14	18	23	52	37	7	6	23	
5	Other	2,034	13	33	9	12	118	20	23	4	7	
6	Cash-grain farms:											
6	Full owners	296	2					75	12	3		
7	Part owners	38						10	2			
8	Managers	15										
9	Tenants—											
9	Cash	29	1					10	1			
10	Other	67						17		2		
11	Crop-specialty farms:											
11	Full owners	6,553	43	198		99	69	255	132	62	66	143
12	Part owners	912	2	19		4		24	4	9		4
13	Managers	171	2	4		1		2	6		4	6
14	Tenants—											
14	Cash	618	5	18		5	2	14	6	4	3	11
15	Other	875	1	31		5	2	42	8	10	3	7
16	Fruit farms:											
16	Full owners	6,679	48	5		7	22	34	1,012	3	3	26
17	Part owners	584					4	4	91			2
18	Managers	240						2	38			5
19	Tenants—											
19	Cash	175	2					3	14			
20	Other	770						2	44	1		2
21	Truck farms:											
21	Full owners	4,165	231	3	2	22	10	42	107	24	5	24
22	Part owners	704	15	2	1	5	3	10	38	2	1	1
23	Managers	64	2						2			
24	Tenants—											
24	Cash	574	20		0	2	2	3	6	1		1
25	Other	425	1			1	1	5	6	1		
26	Dairy farms:											
26	Full owners	60,774	436	1,249		1,229	1,045	776	1,679	380	1,756	1,386
27	Part owners	6,081	71	211		110	219	132	232	57	158	131
28	Managers	1,005	7	19		16	23	15	25	4	24	17
29	Tenants—											
29	Cash	3,582	46	63		62	91	35	118	17	98	94
30	Other	6,604	31	295		106	274	152	137	54	131	147
31	Animal-specialty farms:											
31	Full owners	728	21	18		16	35	21	75	12	42	3
32	Part owners	87	2	2		2	7	1	7		2	
33	Managers	30	1			2			2		1	
34	Tenants—											
34	Cash	52	1	1		4	1		3		1	
35	Other	56		2			2		4		2	
36	Poultry farms:											
36	Full owners	8,371	159	149		177	161	249	454	175	254	29
37	Part owners	398	6	8		5	9	19	24	10	6	
38	Managers	105	2	1		2			3		2	
39	Tenants—											
39	Cash	355	13	11		7	5	8	21	5	6	1
40	Other	220	2	6		3	3	15	10	5	4	
41	Self-sufficing farms:											
41	Full owners	6,479	74	115		121	121	135	233	92	112	129
42	Part owners	192	5	4		4	10	4	5	7	2	6
43	Tenants—											
43	Cash	335	4	6		14	7	4	14	1	4	11
44	Other	218	2	4		6	3	10	7	8	1	4
45	Abnormal and unclassified farms:											
45	Full owners	18,774	199	332	2	574	429	421	845	225	363	245
46	Part owners	594	10	16		10	11	16	19	6	10	10
47	Managers	713	10	8	1	8	9	10	14	3	7	10
48	Tenants—											
48	Cash	1,863	25	44		57	45	48	89	13	31	24
49	Other	1,000	5	40		22	28	41	30	17	23	17

COUNTY TABLE VII.—TYPE OF FARM, BY

[See Note,

TYPE, BY TENURE OF OPERATOR (See definitions in Introduction)		Columbia	Cortland	Delaware	Dutchess	Erie	Essex	Franklin	Fulton	Genesee	Greene	Hamilton
		Number	Number	Number	Number	Number	Number	Number	Number	Number	Number	Number
1	General farms:											
2	Full owners.....	301	151	172	249	596	263	235	234	577	253	41
3	Part owners.....	8	12	8	7	80	15	6	7	87	6	1
4	Managers.....	7		4	13	15	10	2	2	10	6	2
5	Tenants.....											
6	Cash.....	17	12	13	17	90	18	9	1	40	9	1
7	Other.....	9	5	2	5	25	6	5	2	95	4	
8	Cash-grain farms:											
9	Full owners.....	4				6		2		13		
10	Part owners.....					3				1		
11	Managers.....					1		2		1		
12	Tenants.....											
13	Cash.....					1				1		
14	Other.....									4		
15	Crop-specialty farms:											
16	Full owners.....	67	110	65	27	248	32	186	31	240	34	
17	Part owners.....	1	6			28	1	7		35		
18	Managers.....	5	4	2	3	10	2	8	1	6		
19	Tenants.....											
20	Cash.....	3	7	5	3	37	1	9	2	20	3	
21	Other.....	7	6	4		8	1	7		68	2	
22	Fruit farms:											
23	Full owners.....	408			134	189	17	16	3	22	104	
24	Part owners.....	17			8	36				1	4	
25	Managers.....	8			5	4	2			2	3	
26	Tenants.....											
27	Cash.....	10			9	14	1			1	3	
28	Other.....	6				6				4	5	
29	Truck farms:											
30	Full owners.....	18	10	20	32	250	8	14	5	71	6	
31	Part owners.....	1		1	2	100		1		14	1	
32	Managers.....		1	2		1	2					
33	Tenants.....											
34	Cash.....		2	1	8	41	2			13	1	
35	Other.....		1		2	10	2			4		
36	Dairy farms:											
37	Full owners.....	447	935	2,592	624	1,355	445	1,341	432	463	548	16
38	Part owners.....	33	128	146	98	216	43	103	29	67	58	2
39	Managers.....	24	22	56	41	31	28	19	6	6	12	
40	Tenants.....											
41	Cash.....	34	73	162	111	222	38	89	19	27	41	
42	Other.....	24	84	38	58	76	44	161	14	105	20	
43	Animal-specialty farms:											
44	Full owners.....	15	9		18	34	13		4	16	3	
45	Part owners.....				1	4				3		
46	Managers.....				2	1				1		
47	Tenants.....											
48	Cash.....		1		3	7	1		1	1	2	
49	Other.....					1	1			1		
50	Poultry farms:											
51	Full owners.....	119	71	116	168	492	33	32	32	116	150	
52	Part owners.....	2	2	6	3	37	2	2	1	6	2	
53	Managers.....	4			6	9	2	1	1	2	1	
54	Tenants.....											
55	Cash.....	5	2		18	29	3				11	
56	Other.....	2	1	1	2	11	1	1		3		
57	Self-sufficing farms:											
58	Full owners.....	166	49	130	89	243	166	137	103	79	118	41
59	Part owners.....		1	3		5	7	1		6	2	
60	Tenants.....											
61	Cash.....	6			4	19	6	7	5	5	8	2
62	Other.....	3	3	11	1	5		5	1	6	2	
63	Abnormal and unclassified farms:											
64	Full owners.....	305	209	323	301	811	458	436	198	255	327	46
65	Part owners.....	4	6	4	13	38	16	7	5	6	8	
66	Managers.....	22	2	19	56	26	24	24	2	7	15	3
67	Tenants.....											
68	Cash.....	22	28	35	40	115	40	31	21	19	16	5
69	Other.....	9	15	10	9	20	3	19	5	25	4	

AGRICULTURE—NEW YORK

TENURE OF FARM OPERATOR, 1930—Continued

bottom of p. 8]

Herkimer	Jefferson	Kings	Lewis	Livingston	Madison	Monroe	Montgomery	Nassau	New York	Niagara	Oneida	Onondaga	Ontario	Orange
Number 111	Number 225	Number -----	Number 184	Number 417	Number 174	Number 941	Number 108	Number 9	Number -----	Number 856	Number 315	Number 797	Number 913	Number 129
9	18	-----	3	109	22	93	11	1	-----	127	21	91	166	6
2	5	-----	-----	10	4	25	-----	-----	-----	4	2	7	8	2
6	18	-----	8	40	10	76	13	-----	-----	60	14	44	38	11
2	10	-----	2	107	9	162	8	-----	-----	117	7	44	222	1
-----	-----	-----	-----	8	-----	20	-----	-----	-----	-----	-----	8	15	-----
-----	-----	-----	-----	1	-----	1	-----	-----	-----	-----	-----	-----	1	-----
-----	-----	-----	-----	3	-----	-----	-----	-----	-----	-----	-----	-----	-----	-----
-----	-----	-----	-----	2	-----	4	-----	-----	-----	-----	-----	-----	-----	-----
-----	-----	-----	-----	-----	-----	3	-----	-----	-----	-----	-----	2	7	-----
46	152	-----	99	203	65	336	53	29	-----	56	114	275	192	52
8	8	-----	3	55	2	48	8	55	-----	5	10	33	37	-----
9	9	-----	1	4	2	6	-----	2	-----	-----	4	7	7	5
4	18	-----	3	19	8	33	5	45	-----	9	4	38	11	8
2	18	-----	2	72	7	68	4	1	-----	14	4	26	45	2
26	5	-----	4	14	10	378	-----	7	-----	844	17	28	202	115
4	-----	-----	-----	3	2	41	-----	-----	-----	119	2	1	25	3
-----	-----	-----	-----	4	-----	24	-----	-----	-----	25	-----	2	4	9
5	1	-----	-----	-----	-----	14	-----	2	-----	-----	-----	1	3	6
-----	1	-----	-----	2	-----	82	-----	-----	-----	32	-----	1	29	2
19	46	-----	4	28	173	295	6	102	-----	161	73	228	240	412
4	2	-----	1	16	19	37	3	40	-----	23	15	41	63	47
-----	-----	-----	-----	3	3	7	-----	-----	-----	1	3	1	4	3
5	-----	-----	3	11	12	56	4	74	-----	10	4	21	18	10
-----	-----	-----	1	6	32	24	-----	5	-----	18	1	15	79	59
1,196	2,159	-----	1,542	354	1,386	329	813	18	-----	249	2,483	1,062	219	1,046
125	226	-----	100	152	249	66	153	2	-----	70	307	211	46	100
41	49	-----	14	12	20	16	12	1	-----	6	33	21	5	38
79	111	-----	22	81	100	30	59	5	-----	40	217	96	9	240
278	954	-----	92	180	186	84	211	-----	-----	50	147	139	49	38
-----	26	-----	5	27	-----	18	4	-----	-----	16	8	26	26	-----
-----	3	-----	-----	5	-----	4	1	-----	-----	-----	-----	4	6	-----
-----	-----	-----	-----	2	-----	2	-----	-----	-----	-----	-----	1	6	-----
-----	3	-----	-----	1	-----	1	-----	-----	-----	-----	-----	-----	2	-----
-----	1	-----	-----	3	-----	3	-----	-----	-----	1	1	2	5	-----
57	93	-----	11	64	163	158	41	23	-----	188	180	203	108	208
4	1	-----	-----	1	11	10	1	2	-----	17	8	13	12	4
-----	3	-----	-----	1	1	4	-----	1	-----	-----	6	3	1	2
6	4	-----	-----	5	5	10	6	-----	-----	12	7	7	-----	13
1	3	-----	-----	1	2	6	1	1	-----	13	1	12	5	4
84	73	-----	154	45	97	100	31	-----	-----	95	160	171	98	79
3	2	-----	4	4	1	3	2	-----	-----	2	2	7	7	42
3	3	-----	2	3	3	5	7	-----	-----	-----	7	13	5	8
1	2	-----	-----	4	9	4	1	-----	-----	4	1	4	8	1
225	344	-----	264	155	303	425	101	108	-----	405	390	651	263	323
8	13	-----	2	14	18	25	5	14	-----	20	12	20	14	6
5	7	-----	8	11	5	16	2	12	-----	9	38	10	9	35
32	32	-----	13	27	37	51	12	15	-----	57	58	75	20	58
7	52	-----	12	36	26	23	11	5	-----	30	22	35	60	12

[See Note,

TYPE, BY TENURE OF OPERATOR (See definitions in Introduction)		Orleans	Oswego	Otsego	Putnam	Queens	Rensselaer	Richmond	Rockland	St. Lawrence	Saratoga	Schenectady
		Number	Number	Number	Number	Number	Number	Number	Number	Number	Number	Number
1	General farms:											
2	Full owners.....	570	578	313	13		499		27	331	512	131
3	Part owners.....	62	30	15	1		17		2	24	27	6
4	Managers.....	9	2	9	2		2		1	7	7	
5	Tenants—											
6	Cash.....	20	24	12	3		22		2	18	22	12
7	Other.....	180	14	10	1		10		1	14	12	2
8	Cash-grain farms:			2							3	
9	Full owners.....										2	
10	Part owners.....											
11	Managers.....			1						4		
12	Tenants—											
13	Cash.....											
14	Other.....										1	
15	Crop-specialty farms:											
16	Full owners.....	39	128	109			83			253	60	15
17	Part owners.....	5	3	2			2			2	3	1
18	Managers.....	2	2	1			2			6	4	
19	Tenants—											
20	Cash.....	3	6	4			3			14	4	2
21	Other.....	11	4	2			2			10	1	2
22	Fruit farms:											
23	Full owners.....	541	166	7			49		48	11	41	16
24	Part owners.....	59	7				1		1	2	4	2
25	Managers.....	31	4								1	
26	Tenants—											
27	Cash.....	16	5				2				2	1
28	Other.....	193	3				1					2
29	Truck farms:											
30	Full owners.....	169	180	9	3	32	25	32	31	12	50	19
31	Part owners.....	16	11			7	2	4	8	1	1	5
32	Managers.....	1	6	1	1		1		1		1	
33	Tenants—											
34	Cash.....	48	6		1	56	8	11	1	1		3
35	Other.....	52	14			2	2				1	1
36	Dairy farms:											
37	Full owners.....	72	1,609	1,950	100	8	790		33	3,668	699	194
38	Part owners.....	11	142	231	24		57		3	338	69	34
39	Managers.....	2	17	47	12		10		2	61	9	5
40	Tenants—											
41	Cash.....	4	84	115	29		79		6	215	47	18
42	Other.....	9	97	136	3		40			923	38	8
43	Animal-specialty farms:											
44	Full owners.....	13	7	16						6	4	
45	Part owners.....			1								
46	Managers.....										1	
47	Tenants—											
48	Cash.....			2							2	
49	Other.....	6	2	1								
50	Poultry farms:											
51	Full owners.....	48	335	323	13		180		69	57	125	43
52	Part owners.....	2	11	22			5		1	2	6	1
53	Managers.....		2	4	1		5		2	1		
54	Tenants—											
55	Cash.....	2	14	10	2		10		2	4	2	2
56	Other.....	2	2	3	1		3		1		5	2
57	Self-sufficing farms:											
58	Full owners.....	37	292	128			187			185	216	49
59	Part owners.....	1	6	5			6			1	3	4
60	Tenants—											
61	Cash.....	2	16	9			8			7	8	5
62	Other.....	4	6	3			1			1	6	2
63	Abnormal and unclassified farms:											
64	Full owners.....	115	754	392	63	60	377	15	94	666	365	129
65	Part owners.....	1	16	13	2	4	8		2	10	12	1
66	Managers.....	7	7	14	11	2	5	1	15	11	8	4
67	Tenants—											
68	Cash.....	7	72	35	7	14	23	2	6	83	25	13
69	Other.....	20	38	23		1	6	1	1	30	8	2

AGRICULTURE—NEW YORK

TENURE OF FARM OPERATOR, 1930—Continued

bottom of p. 8]

Schoharie	Schuyler	Seneca	Steuben	Suffolk	Sullivan	Tioga	Tompkins	Ulster	Warren	Washington	Wayne	Westchester	Wyoming	Yates	
Number	Number	Number	Number	Number	Number	Number	Number	Number	Number	Number	Number	Number	Number	Number	
265	369	411	829	66	333	365	337	347	277	264	1,135	21	458	439	1
24	98	80	150	21	7	34	56	15	6	10	80	1	50	101	2
9	1	8	5	6	9	1	5	11	7	3	5	6	2	6	3
7	6	21	32	16	11	8	7	10	6	21	33	3	29	10	4
14	59	142	100	1	3	14	45	5	1	8	117	1	57	135	5
9	4	32	19			15	22				4		10	8	6
1	3	4				2	4				1			2	7
		1													8
1	1					1	1							1	9
4	4	10	2			2	4				2			2	10
34	90	99	557	420	26	66	137	65	24	107	129		282	51	11
2	34	39	87	236		6	22	3		3	10		37	12	12
	2	1	3	13		1	2	11		2	2		2	1	13
2	5	4	20	115		3	8	7	2	11	14		23	5	14
4	36	52	126	18		2	27	3		5	18		39	36	15
12	58	47	186	12		3	12	637		10	817	12	40	251	16
2	3	4	17	1				12			60	1	6	35	17
1		5	8	2			1	28		1	19		1	6	18
1		2	1	1				8			8		2	3	19
1	3	10	7			1	1	11		2	55		2	57	20
7	6	18	28	123		4	14	64	8	16	552	9	5	16	21
1	1	2	8	69		2	3	3	2		45			4	22
				7				3			9			1	23
			4	55		4		5		1	14	5	1	1	24
		1	4	1		1		2			66	1		3	25
1,126	76	179	1,551	65	786	784	498	539	109	1,598	342	50	926	102	26
167	13	43	216	23	28	136	115	45	4	132	47	21	117	20	27
26	1	7	19	6	17	9	10	20	7	26	6	9	11	3	28
57	5	10	55	10	39	21	23	33	4	83	14	34	58	1	29
145	19	47	325	1	6	65	66	14	2	131	81	6	132	41	30
	23	6	25			12	22	6	8	9	6		39	15	31
	4	1	5			2	1						12	2	32
		1	4				1						1	1	33
	1	1	1			1					1		4	1	34
		2	3				1			1			8	1	35
68	146	72	174	157	480	213	189	549	22	88	191	36	73	87	36
4	12	5	12	12	5	12	14	15	2	4	7		5	5	37
	1	1	1	2	3		2	11	1	1	2	5		2	38
4	1	3	6	9	13	6	6	22		3	7	3	3	1	39
2	13	10	6	5	3	6	4	13		3	15		3	7	40
108	58	69	134		297	105	111	330	168	80	158		53	74	41
4	8	3			3	4	6	5	1	2	4		2	3	42
2	2	2	11		16	3	2	10	5	6	6		7	1	43
6	7	8	15		6	1	9	6	5	1	10		3	11	44
114	152	154	306	205	823	298	454	723	184	208	318	135	264	140	45
7	8	4	11	30	4	5	15	14	7	8	5	5	13	3	46
1	1	6	5	28	29		3	44	8	5	5	42	3	1	47
20	10	12	21	30	24	30	27	34	16	20	40	16	34	7	48
10	17	26	32	6	8	25	21	12	3	8	33	6	21	24	49

[See Note,

ITEM AND TYPE (See definitions in Introduction)	THE STATE		ALBANY		ALLEGANY		BRONX		BROOME		CATTARAUGUS	
	Farms reporting	Expenditures	Farms reporting	Expenditures	Farms reporting	Expenditures	Farms reporting	Expenditures	Farms reporting	Expenditures	Farms reporting	Expenditures
	Number	Dollars	Number	Dollars	Number	Dollars	Number	Dollars	Number	Dollars	Number	Dollars
Feed: All types.....	131,917	77,869,538	1,874	837,643	2,877	1,181,680	12	5,240	2,616	1,728,918	3,535	2,237,709
General.....	22,315	5,868,907	369	115,010	441	112,859			364	110,571	396	116,593
Cash-grain.....	145	17,629	3	275								
Crop-specialty.....	5,126	1,357,119	32	7,895	181	43,712			48	12,871	39	7,600
Fruit.....	6,599	1,808,199	42	12,941	3	675			4	1,375	21	8,848
Truck.....	4,522	1,276,941	244	91,115	4	525			10	4,140	9	1,667
Dairy.....	64,826	51,663,441	561	393,885	1,715	702,683			1,473	1,310,061	2,477	1,840,905
Animal-specialty.....	802	393,132	22	9,105	18	3,108			24	13,311	39	9,190
Poultry.....	8,905	10,194,534	170	186,333	161	149,925			189	151,255	165	155,628
Self-sufficing.....	5,511	716,815	69	10,367	98	10,169			114	16,915	99	13,256
Abnormal and unclassified.....	13,166	4,103,221	162	60,711	250	48,024			2	1,100	379	107,048
290												
Fertilizer: All types.....	90,500	11,565,537	1,069	111,831	2,254	174,136	13	3,975	1,591	109,130	2,806	178,353
General.....	17,772	1,533,588	254	15,694	374	27,009			212	10,556	259	14,659
Cash-grain.....	276	29,445	4	315								
Crop-specialty.....	5,300	2,660,101	20	1,361	174	21,225			25	2,918	31	2,715
Fruit.....	6,303	830,407	26	1,920	3	310			4	415	20	1,641
Truck.....	5,220	1,991,265	224	55,398	3	366			11	3,500	10	2,068
Dairy.....	43,742	3,419,752	377	23,039	1,469	116,635			1,057	79,108	2,013	144,431
Animal-specialty.....	543	52,937	13	2,450	11	347			14	1,063	24	1,403
Poultry.....	3,945	240,651	64	3,194	73	3,370			76	3,005	97	4,748
Self-sufficing.....	1,931	43,717	21	502	28	586			31	614	39	943
Abnormal and unclassified.....	5,459	703,674	66	8,058	99	4,288			2	475	150	8,308
113												
Labor: All types.....	90,455	45,421,436	1,085	644,448	1,763	408,080	14	15,710	1,543	523,614	2,106	543,007
General.....	15,038	4,171,901	233	80,505	253	43,550			174	24,735	202	29,825
Cash-grain.....	204	67,446	2	550								
Crop-specialty.....	4,742	2,855,545	31	6,570	146	36,969			28	7,183	29	7,050
Fruit.....	6,471	4,922,541	39	22,372	4	1,940			4	1,287	16	5,265
Truck.....	4,011	3,903,664	169	138,064	3	2,332			11	13,810	9	3,295
Dairy.....	45,862	20,098,795	402	171,567	1,121	281,115			987	385,811	1,548	424,269
Animal-specialty.....	610	343,517	14	8,760	8	1,773			12	11,252	24	4,020
Poultry.....	4,468	1,520,083	72	23,877	79	15,894			99	13,551	79	11,943
Self-sufficing.....	1,975	97,699	24	951	34	1,739			40	1,214	44	2,652
Abnormal and unclassified.....	7,068	7,530,295	79	91,232	115	17,731			3	1,900	178	59,722
155												

ITEM AND TYPE (See definitions in Introduction)	ERIE		ESSEX		FRANKLIN		FULTON		GENESE		GREENE		HAMILTON	
	Farms reporting	Expenditures	Farms reporting	Expenditures	Farms reporting	Expenditures	Farms reporting	Expenditures	Farms reporting	Expenditures	Farms reporting	Expenditures	Farms reporting	Expenditures
	Number	Dollars	Number	Dollars	Number	Dollars	Number	Dollars	Number	Dollars	Number	Dollars	Number	Dollars
Feed: All types.....	5,049	2,895,881	1,439	463,558	2,302	1,089,183	1,048	432,598	1,865	734,486	1,585	900,277	155	47,841
General.....	966	299,078	267	46,397	212	42,215	227	60,238	622	154,533	251	83,986	44	14,335
Cash-grain.....	5	415							8	2,085				
Crop-specialty.....	223	65,707	12	2,460	85	19,940	21	3,647	211	46,722	13	2,510		
Fruit.....	207	60,730	14	5,517	8	1,625	1	150	18	5,604	98	33,526		
Truck.....	366	91,618	10	4,005	12	1,696	4	471	32	5,480	6	1,995		
Dairy.....	1,822	1,623,597	538	273,051	1,605	945,892	485	280,317	594	332,389	666	532,944	17	6,784
Animal-specialty.....	37	25,271	12	4,347			5	805	18	36,587	5	2,400		
Poultry.....	540	513,277	40	37,685	33	19,399	30	34,833	116	102,230	161	136,474		
Self-sufficing.....	213	29,851	150	17,112	94	8,396	93	17,875	71	8,589	114	17,430	41	7,488
Abnormal and unclassified.....	670	186,337	396	72,382	253	49,100	180	34,462	175	39,967	271	89,012	53	19,234
Fertilizer: All types.....	4,063	478,378	597	32,709	1,563	137,028	851	30,817	1,823	203,850	694	47,180	46	889
General.....	853	78,013	111	4,396	158	9,403	149	5,739	659	61,788	136	10,015	16	256
Cash-grain.....	7	480			3	341			8	665				
Crop-specialty.....	214	33,102	10	1,108	87	17,529	17	903	291	43,747	5	190		
Fruit.....	198	34,955	13	2,731	5	253	2	60	21	2,208	6	6,268		
Truck.....	402	107,726	10	2,042	14	1,609	4	430	91	25,743	7	1,177		
Dairy.....	1,599	164,308	218	17,363	1,120	100,445	326	17,306	549	54,251	340	23,068	7	82
Animal-specialty.....	28	3,121	4	214			4	160	21	4,145	2	65		
Poultry.....	295	19,252	10	302	11	468	13	523	70	3,936	45	2,082		
Self-sufficing.....	115	2,577	32	631	39	956	61	1,456	38	668	18	384	9	84
Abnormal and unclassified.....	352	32,844	99	3,922	126	6,022	85	4,240	75	6,499	71	3,941	14	467
Labor: All types.....	2,870	1,558,164	1,059	478,131	1,635	496,232	838	178,695	1,440	775,159	990	393,384	120	31,340
General.....	514	129,385	195	48,443	130	26,475	98	12,408	489	164,873	155	44,587	35	5,890
Cash-grain.....	6	1,909			4	1,020			9	1,700				
Crop-specialty.....	143	48,945	20	5,774	111	36,350	12	3,928	244	144,539	13	2,384		
Fruit.....	184	192,916	19	39,221	6	2,696	3	375	22	17,341	84	72,814		
Truck.....	336	341,120	12	10,819	8	3,939	4	446	73	125,535	4	2,068		
Dairy.....	1,110	484,831	441	271,118	1,166	390,014	293	117,156	429	219,550	483	190,041	16	2,798
Animal-specialty.....	28	5,992	10	4,610			2	150	21	19,943	3	985		
Poultry.....	239	84,518	27	10,043	17	2,535	20	6,621	58	14,740	69	22,630		
Self-sufficing.....	33	3,093	79	5,725	40	1,905	26	1,503	21	703	36	1,327	25	1,494
Abnormal and unclassified.....	237	263,384	256	80,378	153	31,698	75	36,108	74	66,235	143	56,548	44	21,158

AGRICULTURE—NEW YORK

TURES, 1929, BY TYPE OF FARM

bottom of p. 8]

CAYUGA		CHAUTAQUA		CHEMUNG		CHENANGO		CLINTON		COLUMBIA		CORTLAND		DELAWARE		DUTCHESS	
Farms reporting	Expenditures	Farms reporting	Expenditures	Farms reporting	Expenditures	Farms reporting	Expenditures	Farms reporting	Expenditures	Farms reporting	Expenditures	Farms reporting	Expenditures	Farms reporting	Expenditures	Farms reporting	Expenditures
Number	Dollars	Number	Dollars	Number	Dollars	Number	Dollars	Number	Dollars	Number	Dollars	Number	Dollars	Number	Dollars	Number	Dollars
2,693	925,085	5,298	2,774,202	1,293	617,540	2,973	3,065,313	2,345	858,990	1,734	970,434	1,694	1,619,918	3,673	4,699,125	1,905	1,883,239
847	152,709	761	248,403	300	81,554	189	65,641	270	49,189	306	103,082	164	55,157	188	75,484	232	123,906
35	4,765	3	406	3	1,122	29	4,856	80	14,274	2	221	62	20,522	30	3,991	17	4,343
119	17,793	46	9,279	50	8,053	2	125	31	17,160	41	7,641	12	1,856	23	13,273	135	75,718
28	7,703	915	263,919	5	285	2	4,422	20	2,352	11	110,965	12	1,856	23	13,273	40	10,695
42	7,144	122	24,522	22	4,422	2	4,422	2	2,352	11	110,965	12	1,856	23	13,273	40	10,695
947	477,881	2,128	1,590,693	458	325,088	2,133	2,468,920	1,656	706,884	524	475,938	1,212	1,416,186	2,958	4,316,218	907	1,264,288
16	3,293	83	37,193	10	1,955	46	22,403	2	2,850	14	4,560	10	1,810	22	30,593	22	30,593
20	199,371	438	450,159	183	154,735	266	417,873	26	20,399	125	180,235	74	93,746	120	188,487	188	199,492
60	6,654	190	31,256	73	8,255	93	14,656	97	8,073	138	14,009	42	7,005	114	21,128	83	12,310
249	47,697	541	112,342	156	32,071	211	70,240	163	40,409	194	65,793	118	23,636	245	80,544	251	161,894
2,540	213,849	4,165	311,549	813	69,667	1,919	125,148	1,298	103,314	1,070	113,629	1,281	123,798	2,133	150,857	1,018	138,148
955	78,673	532	30,202	192	10,411	97	5,325	139	7,387	160	9,970	111	6,687	61	3,918	118	11,611
73	9,992	5	347	1	50	21	1,113	82	10,993	3	135	58	8,693	10	598	9	1,441
173	13,619	64	4,513	39	3,003	2	200	31	7,559	29	3,398	58	8,693	10	598	9	1,441
23	3,619	896	91,818	1	12	2	592	23	1,640	326	48,171	11	1,027	23	9,181	107	17,745
47	12,052	135	24,722	22	7,742	4	4	23	1,640	14	3,681	11	1,027	23	9,181	40	9,449
921	78,483	1,762	116,145	374	31,935	1,597	109,167	944	70,899	355	32,201	1,005	102,250	1,931	131,427	540	66,793
10	1,343	56	2,799	4	115	24	1,071	7	171	5	345	7	156	35	1,807	8	2,990
169	10,340	277	14,111	91	4,908	97	3,489	7	171	56	5,304	9	2,728	35	1,807	50	2,156
46	1,165	112	2,397	31	916	13	193	25	418	45	1,112	14	242	21	423	16	400
109	5,163	286	18,492	55	3,572	64	3,088	47	4,247	77	8,743	39	2,015	62	3,503	130	28,658
2,083	672,349	3,694	1,169,014	789	278,443	1,843	701,113	1,522	550,860	1,328	1,035,078	1,129	582,792	2,508	1,023,882	1,431	1,850,895
707	174,483	399	63,582	156	27,317	95	11,749	162	38,524	210	82,565	84	14,611	86	13,087	177	94,979
46	17,993	4	750	3	1,085	23	5,831	66	30,273	3	17,452	38	24,027	25	3,546	13	27,234
132	29,144	53	12,285	42	10,669	2	2,150	34	59,820	43	40,047	38	24,027	25	3,546	13	27,234
35	25,257	925	458,238	4	2,600	2	2,150	34	59,820	359	10,805	7	3,530	19	10,267	25	20,892
40	24,659	110	68,759	26	45,899	3	7,785	20	7,170	11	10,805	7	3,530	19	10,267	25	20,892
814	329,329	1,449	400,747	346	136,169	1,449	590,503	1,100	375,894	428	349,081	898	500,085	2,151	870,348	752	981,681
18	3,454	62	19,920	7	6,670	26	5,353	13	4,890	79	8,235	5	675	67	21,477	14	65,172
147	23,545	250	40,642	9	10,281	131	49,283	13	4,890	79	8,235	5	675	67	21,477	14	65,172
29	1,929	82	2,245	22	1,846	28	2,100	38	1,415	62	40,378	12	17,039	33	1,641	28	65,613
100	42,540	330	103,846	65	39,037	86	33,369	88	32,844	120	113,040	43	22,596	125	103,566	188	434,318

HERKIMER		JEFFERSON		KINGS		LEWIS		LIVINGSTON		MADISON		MONROE		MONTGOMERY		NASSAU	
Farms reporting	Expenditures	Farms reporting	Expenditures	Farms reporting	Expenditures	Farms reporting	Expenditures	Farms reporting	Expenditures	Farms reporting	Expenditures	Farms reporting	Expenditures	Farms reporting	Expenditures	Farms reporting	Expenditures
Number	Dollars	Number	Dollars	Number	Dollars	Number	Dollars	Number	Dollars	Number	Dollars	Number	Dollars	Number	Dollars	Number	Dollars
2,214	1,548,201	3,854	1,735,050	8	38,190	2,306	1,824,895	1,631	466,342	2,656	1,879,275	3,128	1,139,422	1,515	748,525	441	542,511
114	28,501	227	55,361	7	1,199	182	51,567	466	81,890	1,182	51,353	1,026	247,815	159	24,375	9	3,491
24	4,327	71	17,973	47	6,661	210	39,434	37	10,013	309	52,735	26	4,559	123	111,002	4	4
29	5,770	4	1,839	3	500	13	5,661	9	1,124	428	108,851	26	4,559	123	111,002	3	405
23	4,704	9	1,075	5	1,290	4	348	38	9,181	117	26,717	349	84,757	11	2,985	197	137,165
1,633	1,389,410	3,183	1,526,355	3	36,900	1,745	1,098,700	676	255,648	1,871	1,584,643	472	348,157	1,164	632,666	25	110,374
65	67,077	89	78,098	3	2,260	25	7,318	172	32,225	172	156,917	25	9,241	5	736	21	62,390
78	11,553	51	5,302	138	18,011	36	8,663	77	8,512	77	8,512	62	9,080	31	4,131	63	116,784
188	34,859	195	39,934	173	35,523	93	20,123	191	39,996	267	39,996	267	79,946	75	36,722	63	116,784
1,114	58,672	1,212	78,037	6	2,697	1,330	80,770	1,571	175,468	1,786	141,858	3,170	474,440	818	46,795	498	979,200
55	1,432	65	3,249	76	3,275	76	3,275	457	6,193	105	6,193	1,113	145,203	115	6,407	8	3,259
11	1,960	26	5,647	21	993	238	35,586	31	4,724	31	4,724	17	1,625	24	1,298	129	462,354
17	886	4	123	1	15	12	2,085	8	331	455	60,438	407	64,696	6	770	6	770
20	1,141	38	2,097	6	2,097	2	58	46	13,692	205	41,930	384	89,769	9	1,282	215	407,088
887	49,996	990	61,752	1,135	74,035	635	65,847	1,294	82,162	445	67,242	445	67,242	603	34,642	11	2,189
19	481	20	1,168	3	270	26	4,068	26	4,068	17	1,238	17	1,238	2	70	2	70
31	653	5	1,122	1	10	28	1,595	69	3,270	96	8,009	96	8,009	14	544	2	360
74	2,123	53	3,621	34	682	21	358	14	327	36	719	36	719	13	263	96	65,613
1,457	549,533	2,718	948,350	8	23,410	1,398	464,706	1,548	862,584	1,635	799,418	2,732	1,856,937	1,084	407,915	480	1,701,148
67	14,803	184	25,504	84	13,678	84	13,678	474	163,689	101	25,262	910	362,701	104	14,937	8	7,813
26	8,300	78	30,400	26	4,311	231	112,992	31	16,313	335	156,299	21	5,433	120	349,237	26	349,237
24	5,108	6	1,357	1	20	17	30,320	7	6,045	425	316,595	21	5,433	120	349,237	6	1,135
19	5,015	11	2,595	5	8,010	3	179	46	58,263	175	91,079	284	193,248	7	5,573	195	498,605
1,170	480,846	2,294	819,017	3	15,400	1,167	431,976	612	349,944	1,316	612,918	431	323,165	875	327,275	17	35,120
28	7,660	14	3,095	5	1,090	30	18,020	30	18,020	23	14,219	23	14,219	4	1,081	11	7,627
32	1,785	23	865	33	609	32	6,322	80	21,287	99	38,708	99	38,708	18	2,381	11	7,627
91	25,956	111	53,564	71	10,299	14	1,944	14	396	30							

[See Note,

ITEM AND TYPE (See definitions in Introduction)	NEW YORK		NIAGARA		ONEIDA		ONONDAGA		ONTARIO		ORANGE		ORLEANS	
	Farms reporting	Expenditures	Farms reporting	Expenditures	Farms reporting	Expenditures	Farms reporting	Expenditures	Farms reporting	Expenditures	Farms reporting	Expenditures	Farms reporting	Expenditures
	Number	Dollars	Number	Dollars	Number	Dollars	Number	Dollars	Number	Dollars	Number	Dollars	Number	Dollars
Feed:														
All types.....			3,070	848,680	4,283	3,177,770	3,566	1,420,000	2,182	498,482	2,724	3,580,083	1,629	409,904
General.....			941	197,309	328	102,044	788	172,870	919	157,610	132	71,629	626	119,246
Cash-grain.....							5	822	7	621				
Crop-specialty.....			32	3,619	88	29,401	228	47,572	156	13,190	40	10,152	20	3,783
Fruit.....			974	211,290	15	3,259	23	8,214	189	36,614	119	46,092	611	146,494
Truck.....			160	24,919	74	24,661	241	56,747	277	47,692	446	113,248	153	23,544
Dairy.....			382	189,251	3,100	2,661,318	1,441	925,233	262	102,941	1,439	2,906,186	61	42,765
Animal-specialty.....			13	4,320	10	6,714	29	12,081	34	8,614			15	10,615
Poultry.....			223	160,024	191	197,378	219	165,197	109	77,423	215	238,127	51	52,395
Self-sufficing.....			75	9,075	141	24,019	143	14,180	73	5,742	70	9,304	20	1,946
Abnormal and unclassified.....			270	48,843	336	128,976	439	17,084	136	40,035	263	135,295	46	9,116
Fertilizer:														
All types.....			2,838	281,108	2,834	228,435	2,768	282,005	2,373	841,398	1,411	281,995	1,948	285,005
General.....			931	78,502	195	10,193	703	61,129	1,096	141,641	52	2,809	735	92,575
Cash-grain.....							9	1,187	14	1,701				
Crop-specialty.....			21	1,903	74	10,251	224	29,464	212	23,962	14	7,400	44	6,468
Fruit.....			1,022	118,966	10	1,659	19	6,797	154	16,551	102	13,857	725	113,785
Truck.....			182	29,719	85	23,490	257	37,200	396	102,873	474	111,073	243	51,381
Dairy.....			345	34,815	2,238	161,080	1,103	126,309	260	31,623	627	69,391	85	10,637
Animal-specialty.....			8	559	6	342	17	1,145	35	3,985			15	2,296
Poultry.....			142	7,922	73	2,935	118	7,033	80	6,333	55	4,009	42	3,688
Self-sufficing.....			37	931	68	2,271	53	1,325	49	1,173	10	271	15	1,545
Abnormal and unclassified.....			150	10,781	185	16,209	196	10,410	58	11,741	77	13,125	44	3,540
Labor:														
All types.....			2,317	1,188,754	2,705	1,060,058	2,455	1,111,832	2,111	1,227,311	1,987	1,767,578	1,612	820,433
General.....			642	228,632	169	28,659	540	139,602	941	531,510	82	43,076	587	217,177
Cash-grain.....							7	4,152	12	5,040				
Crop-specialty.....			29	9,310	55	19,421	201	86,484	175	51,315	32	25,586	33	16,218
Fruit.....			998	597,792	12	4,312	25	89,186	198	172,295	106	152,119	662	430,100
Truck.....			111	63,904	68	90,073	173	70,641	320	218,026	281	183,519	171	90,888
Dairy.....			264	116,973	2,053	768,796	1,165	596,092	259	125,390	1,163	1,131,348	66	35,434
Animal-specialty.....			12	2,254	6	3,875	20	11,623	33	28,910			14	6,094
Poultry.....			96	28,895	101	28,421	121	28,859	73	10,800	102	63,814	34	18,554
Self-sufficing.....			21	1,509	57	1,671	32	1,979	35	1,561	25	1,534	13	3,319
Abnormal and unclassified.....			144	142,515	184	122,831	181	113,314	65	270,574	156	166,582	30	11,640

ITEM AND TYPE (See definitions in Introduction)	SCHENECTADY		SCHROHARIE		SCHUYLER		SENECA		STEUEN		SUFFOLK		SULLIVAN	
	Farms reporting	Expenditures	Farms reporting	Expenditures	Farms reporting	Expenditures	Farms reporting	Expenditures	Farms reporting	Expenditures	Farms reporting	Expenditures	Farms reporting	Expenditures
	Number	Dollars	Number	Dollars	Number	Dollars	Number	Dollars	Number	Dollars	Number	Dollars	Number	Dollars
Feed:														
All types.....	635	259,597	2,023	1,278,400	975	386,439	1,054	278,627	3,664	1,339,081	1,473	2,240,240	2,897	1,978,745
General.....	138	30,617	278	65,688	402	92,090	455	177,903	877	177,903	95	44,346	354	172,855
Cash-grain.....			3	210	1	200	12	1,679	2	75				
Crop-specialty.....	10	823	22	2,868	92	20,712	81	7,818	480	78,176	729	379,525	10	1,742
Fruit.....	19	4,003	16	2,729	54	12,957	46	10,980	142	20,180	14	4,282		
Truck.....	26	6,629	6	2,425	3	378	17	2,783	30	8,859	221	108,827		
Dairy.....	251	167,071	1,404	1,121,271	97	44,984	229	84,561	1,020	773,558	102	281,562	858	787,700
Animal-specialty.....					24	4,832	9	1,325	26	9,960				
Poultry.....	43	29,104	71	57,742	166	194,414	82	77,336	184	130,029	166	1,294,035	480	607,351
Self-sufficing.....	54	8,104	90	12,219	48	8,489	51	3,978	106	10,771			269	40,386
Abnormal and unclassified.....	94	13,546	73	14,238	88	10,383	92	27,912	197	34,259	146	127,683	722	358,711
Fertilizer:														
All types.....	427	28,813	1,094	56,074	732	57,967	1,212	105,934	2,911	241,695	1,468	2,136,626	831	47,803
General.....	68	4,594	126	5,503	342	28,319	557	44,493	669	47,424	91	56,974	97	4,657
Cash-grain.....			6	330	6	584	40	4,804	11	429				
Crop-specialty.....	7	1,165	14	494	101	11,240	166	15,744	511	60,534	788	1,628,163	1	100
Fruit.....	18	1,805	7	678	44	3,520	53	8,954	85	4,663	14	3,011		
Truck.....	22	3,691	4	590	3	130	20	2,836	39	8,473	242	270,669		
Dairy.....	206	13,852	858	46,308	80	6,704	239	20,522	1,351	104,258	70	30,718	421	25,106
Animal-specialty.....					17	1,611	10	612	20	1,913				
Poultry.....	20	998	27	904	93	7,162	61	4,499	95	5,379	86	17,970	125	5,302
Self-sufficing.....	20	420	31	753	18	322	29	7,702	49	1,178			45	1,078
Abnormal and unclassified.....	36	1,988	21	544	28	1,085	47	2,768	81	7,504	207	120,321	142	11,560
Labor:														
All types.....	396	139,063	1,445	472,590	683	217,854	972	389,628	2,793	785,766	1,179	2,416,348	1,407	473,878
General.....	89	18,212	168	31,818	297	58,219	428	114,855	561	101,844	57	42,677	180	33,020
Cash-grain.....			8	2,082	5	870	29	9,088	4	216				
Crop-specialty.....	11	5,583	22	2,857	73	26,361	125	41,558	444	117,874	628	1,031,146	6	560
Fruit.....	17	7,467	16	10,602	58	44,766	56	79,482	174	61,760	11	13,197		
Truck.....	22	20,388	5	1,766	4	4,550	14	10,075	37	16,840	166	216,616		
Dairy.....	179	66,569	1,104	406,311	77	24,141	190	76,333	1,302	428,429	75	191,987	507	205,195
Animal-specialty.....					10	7,466	7	1,500	25	12,318				
Poultry.....	23	4,963	40	7,215	94	36,409	46	17,100	102	14,925	86	212,414	206	48,497
Self-sufficing.....	15	1,049	40	2,759	16	998	29	648	40	2,490			97	7,113
Abnormal and unclassified.....	40	14,812	42	7,180	40	14,244	48	38,991	104	32,089	158	708,311	411	179,493

TURES, 1929, BY TYPE OF FARM—Continued

bottom of p. 8]

OSWEGO		OTSEGO		PUTNAM		QUEENS		RENSSELAER		RICHMOND		ROCKLAND		ST. LAWRENCE		SARATOGA	
Farms reporting	Expenditures	Farms reporting	Expenditures	Farms reporting	Expenditures	Farms reporting	Expenditures	Farms reporting	Expenditures	Farms reporting	Expenditures	Farms reporting	Expenditures	Farms reporting	Expenditures	Farms reporting	Expenditures
Number	Dollars	Number	Dollars	Number	Dollars	Number	Dollars	Number	Dollars	Number	Dollars	Number	Dollars	Number	Dollars	Number	Dollars
3,944	1,847,981	3,534	2,972,085	290	518,968	106	125,575	2,185	1,245,127	49	27,925	288	342,691	6,066	3,130,083	2,129	905,843
601	186,706	320	113,747	17	11,780			503	172,263			32	18,483	342	70,232	540	152,706
72	12,958	54	7,084					40	8,119					1	100	4	330
152	41,830	5	418					30	8,611			37	17,616	93	22,934	33	6,026
152	33,271	8	1,280	3	825	89	48,388	33	11,613	41	20,515	37	16,228	7	913	37	12,228
1,864	1,175,114	2,416	2,307,040	109	427,005	6	64,400	928	765,397			43	111,402	5,003	2,909,569	829	466,810
8	2,335	20	5,460					101	174,485			72	92,017	6	1,775	5	1,075
338	265,089	345	444,344	16	10,305			104	13,847					59	32,664	133	116,234
255	41,026	107	14,651					279	90,792	8	7,410	67	86,945	141	13,830	105	36,230
502	89,962	259	78,023	58	62,458	14	12,787							407	77,183	310	102,330
2,402	189,398	2,281	132,620	91	13,472	153	141,287	1,128	79,858	56	46,722	185	67,136	2,578	131,668	1,246	78,811
350	19,868	184	7,402	7	333			255	14,282			17	1,656	139	5,415	345	13,247
46	5,924	34	2,114					27	2,009					2	150	4	221
105	6,976	3	164					29	4,193			37	7,581	43	2,441	28	4,166
172	52,069	10	640	4	770	93	105,773	25	3,851	45	42,931	37	27,489	7	303	27	2,927
1,325	86,053	1,744	110,445	57	9,454	1	150	629	48,102			19	5,762	8	272	37	4,139
4	242	11	335					63	4,101			15	621	2,240	117,504	537	36,933
156	9,056	138	5,113	4	150			38	903					13	346	49	100
91	2,056	42	630					62	2,437	11	3,791	60	24,057	33	502	84	2,620
153	7,154	95	5,777	10	2,760	59	35,364							87	4,635	124	2,521
2,233	681,971	2,110	928,952	217	442,178	146	749,499	1,309	502,554	52	171,826	234	419,394	3,981	1,022,493	1,142	456,841
271	39,777	161	43,837	12	6,737			267	66,610			19	9,587	185	26,343	260	62,115
45	6,802	38	6,474					34	9,303					4	356	3	221
111	40,684	4	2,837					33	18,065			40	46,027	8	1,062	27	16,609
140	143,102	7	2,962	5	3,433	85	271,423	21	14,603	41	141,840	35	61,185	7	2,872	33	38,175
1,203	354,735	1,572	652,495	143	319,211	6	43,500	679	313,971			36	51,955	3,420	913,206	551	233,830
10	3,668	9	2,010					88	23,229			32	17,852	25	1,775	4	3,000
167	46,325	167	36,676	6	4,909			70	3,515					49	2,422	54	14,493
85	3,150	31	1,198					117	53,258	11	29,986	72	232,718	184	1,980	55	3,007
198	43,728	121	180,462	46	107,886	55	434,576							87	4,635	124	6,935

TIOGA		TOMPKINS		ULSTER		WARREN		WASHINGTON		WAYNE		WESTCHESTER		WYOMING		YATES	
Farms reporting	Expenditures	Farms reporting	Expenditures	Farms reporting	Expenditures	Farms reporting	Expenditures	Farms reporting	Expenditures	Farms reporting	Expenditures	Farms reporting	Expenditures	Farms reporting	Expenditures	Farms reporting	Expenditures
Number	Dollars	Number	Dollars	Number	Dollars	Number	Dollars	Number	Dollars	Number	Dollars	Number	Dollars	Number	Dollars	Number	Dollars
1,935	1,176,658	1,772	773,993	3,198	2,315,714	798	282,431	2,584	1,236,576	3,626	1,029,113	310	589,744	2,338	1,133,038	1,170	281,848
379	109,498	392	77,079	371	183,733	283	68,071	272	65,045	1,108	265,708	31	16,733	524	151,239	471	81,113
13	863	7	246							4	405			4	412	5	320
46	14,453	114	17,781	36	10,620	13	1,300	60	14,416	89	10,530			249	72,328	47	7,475
4	852	9	1,195	599	235,875			7	2,970	797	188,544	9	8,613	39	15,336	241	37,388
8	2,608	11	2,601	64	22,914	4	2,820	12	3,130	561	128,119	13	6,891	2	295	16	2,214
975	751,000	671	393,663	638	821,797	119	99,764	1,880	995,956	444	234,346	112	305,100	1,185	742,508	143	36,103
13	13,038	21	13,084	6	3,494	7	1,710	9	1,455	5	1,774			59	50,488	17	4,234
223	238,559	200	195,820	587	746,379	24	21,833	97	103,722	215	167,812	33	63,168	76	60,460	92	77,087
92	13,065	81	7,675	299	37,258	171	23,184	70	7,033	130	11,090			44	6,295	58	4,212
182	32,722	266	64,949	596	253,644	177	43,749	157	42,819	173	20,785	112	189,239	157	33,699	80	11,702
1,436	102,274	1,229	92,146	1,478	184,712	338	10,742	1,358	84,713	3,449	567,409	186	49,178	2,184	221,587	1,198	110,590
272	14,829	304	17,994	151	13,783	131	3,218	104	5,243	1,124	113,201	14	4,162	480	43,008	581	56,525
12	1,220	19	1,719							3	199			9	687	11	994
46	6,185	117	12,689	13	3,932	6	373	37	6,367	119	14,801			302	45,049	79	7,766
2	60	6	468	514	84,853			7	2,131	821	120,341	6	1,021	37	5,594	199	15,244
7	665	10	1,103	61	15,914	6	698	10	1,548	653	252,761	13	3,718	4	317	25	4,260
846	68,082	551	45,905	371	40,038	51	3,190	1,119	65,667	426	47,053	52	8,676	1,121	112,745	151	15,093
9	689	11	922	2	175	3	172	3	83	5	494			54	6,797	18	2,562
134	6,414	113	7,036	153	8,952	9	327	33	1,814	141	11,396	10	538	31	1,376	66	5,388
33	447	27	617	56	1,082	61	793	10	186	67	2,209			28	843	26	548
75	3,683	71	3,693	157	15,983	71	1,971	35	1,674	90	4,964	91	31,063	98	5,171	42	2,240
1,187	287,854	1,085	412,757	1,946	1,482,437	459	124,770	1,830	675,494	3,728	1,518,580	294	1,085,307	1,575	538,980	1,199	437,273
222	30,575	241	39,558	209	94,210	152	27,139	165	40,027	822	235,441	24	34,832	340	87,965	511	174,975
8	1,037	14	2,602							3	85			4	863	7	1,814
41	17,590	93	26,918	27	30,453	8	735	50	13,333	100	24,953			207	84,834	62	20,986
1	1,000	8	4,775	507	556,847			10	20,232	691	525,631	10	14,891	40	32,096	281	115,315
4	1,330	12	12,487	46	54,285	5	817	13	8,476	498	452,368	10	9,725	6	1,331	21	10,652
656	204,018	473	180,615	465	409,797	92	58,274	1,516	632,800	359	217,293	101	207,410	800	278,144	133	54,809
5	6,597	13	8,900	3	541	4	845	8	1,935	5	1,690			51	20,864	18	12,463
116	24,926	99	37,709	269	93,513	11	3,543	57	20,643	119	37,801	23	28,126	64	4,927	74	25,056
29	954	17	717	106	3,789	78	3,206	29	945	46	3,170			13	4,459	30	1,219
85	9,627	115	98,476	314	239,002	109	30,211	82	31,103	85	18,148	126	790,323	80	16,497	62	19,984

NEW JERSEY

203



AGRICULTURE—NEW JERSEY

205

COUNTY TABLE I.—FARMS AND FARM ACREAGE, 1930 AND 1929, BY TYPE OF FARM

[See Note, bottom of p. 8]

ITEM AND TYPE OF FARM (See definitions in Introduction)	THE STATE	Atlantic	Bergen	Burlington	Camden	Cape May	Cumberland	Essex	Gloucester	Hudson	Hunterdon
FARMS, BY TYPE, 1930											
	<i>Number</i>	<i>Number</i>	<i>Number</i>	<i>Number</i>	<i>Number</i>	<i>Number</i>	<i>Number</i>	<i>Number</i>	<i>Number</i>	<i>Number</i>	<i>Number</i>
1 All types.....	25,378	1,572	811	1,948	852	383	2,587	247	2,347	78	2,465
2 General.....	2,868	1,156	29	1,328	106	73	250	16	196	3	229
3 Cash-grain.....	107	55	22	13	15	27	147	5	103	3	19
4 Crop-specialty.....	1,248	208	28	191	247	7	95	5	113	20	24
5 Fruit.....	5,436	261	240	517	213	51	942	75	1,111	1	30
6 Truck.....	4,769	8	88	418	15	37	95	38	74	1	891
7 Dairy.....	103	2	2	18	5	4	4	3	3	3	11
8 Animal-specialty.....	4,878	510	174	150	86	59	847	47	262	6	684
9 Poultry.....	1,023	68	24	62	24	15	40	6	98	1	179
10 Self-sufficing.....	2,066	114	107	131	101	29	82	21	276	45	216
11 Abnormal.....	168	1	17	3	1	1	5	7	2	2	7
12 Institution or country estate.....	1,623	107	74	112	94	23	71	13	232	3	194
13 Part-time.....	94	2	10	3	2	2	5	1	1	1	9
14 Boarding and lodging.....	31	4	6	13	4	3	1	1	38	45	4
15 Forest-product.....	150	102	119	100	70	21	85	39	108	10	172
16 Horse farm, feed lot, or livestock dealer.....	1,522	119	119	100	70	21	85	39	108	10	172
17 Unclassified.....											
FARM LAND, BY TYPE											
All land in farms, 1930:											
	<i>Acres</i>	<i>Acres</i>	<i>Acres</i>	<i>Acres</i>	<i>Acres</i>	<i>Acres</i>	<i>Acres</i>	<i>Acres</i>	<i>Acres</i>	<i>Acres</i>	<i>Acres</i>
18 All types.....	1,758,027	44,788	18,858	182,740	33,504	28,897	127,826	7,723	121,886	455	200,644
19 General.....	216,300	6,333	880	32,010	4,438	5,824	17,050	421	11,911	3	20,834
20 Cash-grain.....	12,993	1,382	2,340	1,382	1,006	2,106	16,782	56	6,300	5	2,411
21 Crop-specialty.....	131,821	2,278	2,340	2,340	1,006	2,106	16,782	56	6,300	5	2,411
22 Fruit.....	95,202	10,570	974	24,440	8,658	1,401	8,174	109	11,745	172	2,750
23 Truck.....	319,682	8,786	6,013	40,092	11,669	7,150	60,524	2,513	68,024	172	2,030
24 Dairy.....	582,251	764	2,404	59,120	1,494	2,706	7,417	2,840	6,434	1	100,679
25 Animal-specialty.....	12,519	1,509	113	1,509	113	3,180	3,180	113	180	1	1,215
26 Poultry.....	151,165	8,204	2,066	4,855	1,276	4,302	10,188	671	4,677	5	37,335
27 Self-sufficing.....	44,613	1,265	459	2,571	604	645	1,071	94	2,891	56	9,492
28 Abnormal.....	97,957	2,268	3,567	5,772	1,333	887	3,281	744	4,746	227	10,996
29 Institution or country estate.....	38,223	2,234	519	519	519	519	1,672	676	68	3,872	2,371
30 Part-time.....	47,122	2,199	1,085	2,896	1,139	383	1,454	68	74	74	7,686
31 Boarding and lodging.....	3,765	123	74	74	74	74	155	504	800	227	392
32 Forest-product.....	2,906	69	125	2,283	104	104	1,633	3,309	381	4,705	56
33 Horse farm, feed lot, or livestock dealer.....	5,941	2,495	2,495	8,649	2,883	1,633	3,309	381	800	227	392
34 Unclassified.....	93,524	4,320	2,495	8,649	2,883	1,633	3,309	381	4,705	56	12,162
Average acres per farm, 1930:											
	<i>Acres</i>	<i>Acres</i>	<i>Acres</i>	<i>Acres</i>	<i>Acres</i>	<i>Acres</i>	<i>Acres</i>	<i>Acres</i>	<i>Acres</i>	<i>Acres</i>	<i>Acres</i>
35 All types.....	69	28	23	94	38	78	49	31	52	6	81
36 General.....	75	41	30	98	42	80	68	26	61	19	91
37 Cash-grain.....	125	106	106	106	67	78	114	22	104	61	127
38 Crop-specialty.....	106	35	35	106	35	201	83	22	61	9	74
39 Fruit.....	70	34	25	78	55	88	64	34	61	87	115
40 Truck.....	69	34	25	78	55	88	64	34	61	9	68
41 Dairy.....	122	96	27	141	100	75	78	75	87	60	113
42 Animal-specialty.....	123	16	12	84	23	795	12	14	18	18	110
43 Poultry.....	31	12	32	31	15	48	27	16	26	17	55
44 Self-sufficing.....	44	19	19	41	25	43	27	16	26	17	53
45 Abnormal.....	48	20	33	44	14	34	41	37	17	5	51
Crop land harvested, 1929:											
	<i>Acres</i>	<i>Acres</i>	<i>Acres</i>	<i>Acres</i>	<i>Acres</i>	<i>Acres</i>	<i>Acres</i>	<i>Acres</i>	<i>Acres</i>	<i>Acres</i>	<i>Acres</i>
46 All types.....	778,954	14,846	6,717	98,226	17,475	7,018	87,970	2,719	61,858	177	87,868
47 General.....	100,453	2,034	202	17,010	2,384	1,482	7,732	138	5,386	45	9,704
48 Cash-grain.....	6,977	1,090	523	727	523	727	8,487	34	4,421	285	1,289
49 Crop-specialty.....	80,855	1,090	523	727	523	727	8,487	34	4,421	285	1,289
50 Fruit.....	46,483	5,009	481	11,803	5,266	146	2,532	7,143	39,085	152	1,198
51 Truck.....	171,443	4,130	3,687	20,488	6,830	2,396	30,309	1,217	39,085	152	945
52 Dairy.....	207,390	134	696	31,518	827	992	4,100	706	3,412	74	51,404
53 Animal-specialty.....	3,146	536	8	536	8	74	74	8	74	8	396
54 Poultry.....	47,452	1,192	408	1,637	329	822	2,229	163	1,111	71	15,452
55 Self-sufficing.....	10,430	254	115	755	131	123	269	32	379	6	2,890
56 Abnormal.....	22,743	319	550	1,810	324	153	1,352	266	771	6	2,638
57 Institution or country estate.....	10,466	327	188	327	188	188	928	226	647	16	1,106
58 Part-time.....	9,742	202	203	831	303	138	383	40	41	41	1,253
59 Boarding and lodging.....	827	14	36	36	36	36	41	15	108	6	122
60 Forest-product.....	198	27									

COUNTY TABLE I.—FARMS AND FARM ACREAGE, 1930 AND 1929, BY TYPE OF FARM—Continued

[See NOTE, bottom of p. 8]

ITEM AND TYPE OF FARM (See definitions in Introduction)		Mercer	Middle- sex	Mon- mouth	Morris	Ocean	Passaic	Salem	Somerset	Sussex	Union	Warren
FARMS, BY TYPE, 1930												
All types.....		Number 1,131	Number 1,098	Number 2,228	Number 1,128	Number 630	Number 412	Number 1,426	Number 1,258	Number 1,155	Number 285	Number 1,811
1	General.....	186	132	231	152	67	30	319	160	60	38	106
2	Cash-grain.....	9	12	18	1	1	1	11	8	3	1	8
3	Crop-specialty.....	172	198	364	21	17	7	76	10	8	4	11
4	Fruit.....	18	45	176	23	27	6	12	14	24	50	133
5	Truck.....	93	267	574	87	47	113	522	36	768	47	701
6	Dairy.....	241	90	195	301	50	68	282	361	12	4	12
7	Animal-specialty.....	7	4	3	12	2	2	2	7	19	42	160
8	Poultry.....	164	146	349	191	270	113	112	340	142	35	47
9	Self-sufficing.....	50	63	78	85	49	8	13	75	35	4	47
10	Abnormal.....	103	84	126	190	59	30	39	159	63	14	77
11	Institution or country estate.....	15	4	13	50	2	2	1	23	4	8	2
12	Part-time.....	79	75	95	120	52	19	35	110	51	2	65
13	Boarding and lodging.....	3	4	10	11	2	5	2	20	2	3	3
14	Forest-product.....	3	1	3	4	2	2	1	2	3	3	5
15	Horse farm, feed lot, or livestock dealer.....	6	5	5	5	1	4	4	4	3	4	2
16	Unclassified.....	88	55	114	65	41	44	38	88	34	82	47
FARM LAND, BY TYPE												
All land in farms, 1930:												
All types.....		Acres 83,051	Acres 71,267	Acres 154,439	Acres 92,681	Acres 30,268	Acres 12,157	Acres 128,066	Acres 99,137	Acres 165,039	Acres 6,580	Acres 131,698
18	General.....	14,079	8,650	17,237	12,635	3,098	1,799	30,220	11,083	5,644	780	10,404
19	Cash-grain.....	1,378	1,919	2,119	2,726	2,942	303	1,431	1,034	360	360	903
20	Crop-specialty.....	20,023	19,834	43,259	2,726	2,942	303	8,498	1,376	1,468	1,574	1,011
21	Fruit.....	1,372	2,990	12,368	1,814	2,638	303	1,097	1,468	1,828	1,230	557
22	Truck.....	4,957	14,553	29,763	4,818	2,456	2,456	45,255	2,358	1,828	1,230	3,800
23	Dairy.....	28,374	9,882	21,612	38,012	6,522	3,457	31,508	39,795	128,019	1,542	89,610
24	Animal-specialty.....	406	303	425	1,308	1,308	1,308	643	2,425	2,219	121	897
25	Poultry.....	7,748	3,630	8,440	7,302	7,874	2,239	4,804	16,102	10,935	454	8,503
26	Self-sufficing.....	1,603	2,231	3,812	5,667	1,610	237	339	3,455	3,517	60	3,660
27	Abnormal.....	5,099	3,852	8,229	21,833	1,020	624	1,042	11,564	5,312	683	4,878
28	Institution or country estate.....	2,333	1,772	4,131	15,441	1,020	395	1,042	5,900	1,118	656	3,581
29	Part-time.....	2,177	1,893	2,890	5,110	1,020	395	1,042	5,076	3,216	27	3,581
30	Boarding and lodging.....	197	217	611	880	159	159	977	670	27	351	940
31	Forest-product.....	392	626	217	685	70	70	211	308	27	940	940
32	Horse farm, feed lot, or livestock dealer.....	7,812	3,453	7,675	3,036	2,899	1,042	3,802	9,459	5,631	1,453	6,709
33	Unclassified.....	7,812	3,453	7,675	3,036	2,899	1,042	3,802	9,459	5,631	1,453	6,709
Average acres per farm, 1930:												
All types.....		82	65	69	87	48	30	80	79	143	23	100
35	General.....	76	66	75	83	46	60	95	75	86	21	98
36	Cash-grain.....	153	160	118	130	173	51	130	129	120	49	113
37	Crop-specialty.....	116	100	119	130	173	51	112	138	197	49	146
38	Fruit.....	76	66	70	79	98	51	89	105	70	25	62
39	Truck.....	53	55	52	50	46	22	87	66	70	33	29
40	Dairy.....	118	110	111	126	130	51	112	110	167	26	128
41	Animal-specialty.....	58	76	142	109	27	20	43	78	185	30	83
42	Poultry.....	47	25	24	38	33	30	26	47	77	11	54
43	Self-sufficing.....	36	35	42	66	33	30	26	46	100	15	78
44	Abnormal.....	50	46	65	115	20	22	30	74	87	57	67
Crop land harvested, 1929:												
All types.....		47,690	38,618	77,632	27,712	8,154	4,048	84,188	45,183	53,082	3,108	55,069
46	General.....	7,670	4,215	8,585	4,099	889	389	16,028	5,695	1,678	329	4,419
47	Cash-grain.....	700	1,272	976	1,211	1,211	115	644	643	625	140	533
48	Crop-specialty.....	14,029	14,469	27,667	888	1,211	115	5,194	625	306	140	697
49	Fruit.....	736	1,606	7,007	687	916	115	570	623	306	140	265
50	Truck.....	2,629	7,888	15,492	1,836	855	1,459	22,477	1,067	474	667	1,765
51	Dairy.....	15,519	4,285	10,678	12,877	2,716	1,085	16,101	22,585	45,169	428	42,098
52	Animal-specialty.....	201	165	184	374	374	372	261	261	631	16	226
53	Poultry.....	3,265	1,347	2,051	2,008	865	372	1,638	7,326	2,439	100	2,308
54	Self-sufficing.....	624	640	709	1,247	290	43	75	1,111	467	21	3,855
55	Abnormal.....	1,681	1,626	1,991	3,182	164	88	267	3,765	1,009	191	690
56	Institution or country estate.....	850	983	1,201	2,129	164	88	267	1,905	434	189	673
57	Part-time.....	614	632	578	882	164	38	267	1,621	378	2	673
58	Boarding and lodging.....	95	11	48	93	25	25	200	200	70	2	94
59	Forest-product.....	121	104	30	48	48	25	38	127	70	2	23
60	Horse farm, feed lot, or livestock dealer.....	836	1,705	1,992	414	248	500	892	1,482	784	1,126	1,213
61	Unclassified.....	836	1,705	1,992	414	248	500	892	1,482	784	1,126	1,213
Plowable pasture, 1929:												
All types.....		9,211	6,585	18,167	11,306	3,000	1,469	19,064	9,684	36,562	1,028	25,748
63	General.....	1,399	842	1,503	1,340	842	177	4,085	1,344	1,204	141	2,107
64	Cash-grain.....	100	52	257	260	127	127	212	113	170	170	155
65	Crop-specialty.....	1,428	1,042	3,059	260	127	127	981	109	109	275	275
66	Fruit.....	95	164	668	113	58	30	97	58	144	6	69
67	Truck.....	377	938	1,285	131	178	23	5,632	156	91	75	407
68	Dairy.....	3,959	2,874	3,972	6,467	775	889	6,491	4,651	29,925	598	18,697
69	Animal-specialty.....	40	136	136	148	148	148	95	95	524	269	269
70	Poultry.....	747	420	757	572	757	204	946	1,461	1,815	52	1,782
71	Self-sufficing.....	289	261	244	515	312	42	26	157	734	12	887
72	Abnormal.....	556	335	614	1,490	164	75	178	1,333	844	144	788
73	Unclassified.....	221	104	762	270	287	19	416	477	1,111	312	312
Other pasture (excluding woodland), 1929:												
All types.....		5,765	1,703	3,692	5,625	1,105	608	6,082	6,942	18,911	90	11,182
75	General.....	800	463	478	723	50	152	1,466	555	550	14	937
76	Cash-grain.....	10	33	25	25	25	25	40	45	45	9	9
77	Crop-specialty.....	647	187	1,007	71	71	71	248	13	13	2	34
78	Fruit.....	76	63	234	23	23	23	5	15	67	2	33
79	Truck.....	124	223	401	98	27	42	1,658	108	170	13	295
80	Dairy.....	2,739	879	767	3,115	623	316	2,389	4,292	15,861	47	8,497
81	Animal-specialty.....	47	10	228	228	228	228	35	35	116	8	201
82	Poultry.....	665	95	110	365	188	82	102	810	1,214	2	492
83	Self-sufficing.....	74	135	78	439	92	4	235	270	270	2	189
84	Abnormal.....	359	60	108	471	27	12	36	587	123	4	313
85	Unclassified.....	224	65	474	115	75	75	118	197	550	182	182

AGRICULTURE—NEW JERSEY

COUNTY TABLE II.—VALUE OF SPECIFIED FARM PROPERTY, 1930, BY TYPE OF FARM

[See NOTE, bottom of p. 8]

ITEM AND TYPE OF FARM (See definitions in Introduction)	THE STATE	Atlantic	Bergen	Burlington	Camden	Cape May	Cumberland	Essex	Gloucester	Hudson	Hunterdon
	Dollars	Dollars	Dollars	Dollars	Dollars	Dollars	Dollars	Dollars	Dollars	Dollars	Dollars
1 Land and buildings:											
2 All types.....	298,845,113	12,213,194	21,659,535	21,872,949	8,394,224	2,649,185	20,149,382	8,682,870	13,648,491	2,274,650	18,693,021
3 General.....	28,746,422	1,127,673	573,800	3,349,106	978,675	459,775	1,612,943	401,000	1,763,900	21,500	1,826,100
4 Cash-grain.....	1,338,876			97,500					21,500		148,000
5 Crop-specialty.....	16,826,390	470,500		218,500	177,690	177,050	1,192,200		735,600		63,250
6 Fruit.....	18,745,704	2,751,000	591,500	4,057,400	1,960,200	37,000	727,523	170,000	2,266,700		241,690
7 Truck.....	68,202,640	2,057,400	7,384,055	5,271,755	2,387,950	673,070	6,918,895	2,521,170	8,984,115	890,550	196,000
8 Dairy.....	63,477,912	85,200	2,021,550	4,969,890	436,750	290,580	864,224	2,207,500	733,450		7,959,675
9 Animal-specialty.....	1,257,200			137,200	63,000	48,500			24,000		82,300
10 Poultry.....	42,252,739	3,324,071	2,765,100	897,575	608,800	643,100	6,978,720	1,119,200	1,662,386		4,511,110
11 Self-sufficing.....	7,051,816	281,950	473,200	302,550	194,100	69,300	236,800	120,000	408,600		870,950
12 Abnormal.....	32,472,750	638,050	4,551,400	1,360,228	532,200	131,000	583,126	930,500	1,308,950	716,100	1,635,526
13 Institution or country estate.....	17,553,444		2,995,000	330,000			492,626	750,000			422,576
14 Part-time.....	11,332,016	620,450	1,246,400	546,228	459,200	101,000	345,600	180,500	1,046,950		1,067,050
15 Boarding and lodging.....	1,048,000		194,000	18,500					13,000		101,900
16 Forest-product.....	182,840					30,000					
17 Horse farm, feed lot, or live-stock dealer.....	2,356,450	18,500	116,000	465,500	73,000				249,000	716,100	44,000
18 Unclassified.....	28,472,664	1,467,450	3,298,930	1,211,185	1,054,849	119,810	733,951	1,193,500	738,990	668,000	1,158,420
19 Land and buildings, per farm:											
20 All types.....	11,778	7,789	26,707	11,222	8,517	6,917	7,788	35,072	7,948	29,930	7,583
21 General.....	10,023	7,220	19,786	10,272	9,233	6,298	6,452	25,063	8,999		7,974
22 Cash-grain.....	12,874			7,500					7,267		7,789
23 Crop-specialty.....	13,483	8,718		9,932	11,846	6,557	8,110		7,142		6,325
24 Fruit.....	13,855	9,232	21,125	21,243	7,936	5,286	7,424	34,000	20,059		10,070
25 Truck.....	10,707	7,833	30,767	10,197	11,211	8,310	7,345	33,616	8,087	44,528	6,533
26 Dairy.....	13,313	10,650	22,972	11,890	29,117	7,854	9,097	58,092	9,911		8,933
27 Animal-specialty.....	12,325			7,622	12,600	12,125			8,000		7,482
28 Poultry.....	8,662	6,518	15,891	5,984	7,079	7,226	8,239	23,813	6,345		6,595
29 Self-sufficing.....	6,893	4,146	19,717	4,380	8,088	4,620	5,920	20,000	4,169		4,866
30 Abnormal.....	16,023	5,756	42,536	10,383	5,431	5,038	10,903	46,525	4,795	16,913	7,643
31 Land and buildings, per acre:											
32 All types.....	170	273	1,149	120	251	89	158	1,122	154	4,999	93
33 General.....	133	178	652	105	221	79	94	952	148		88
34 Cash-grain.....	103			71					389		61
35 Crop-specialty.....	128	210		93	177	84	71		117		85
36 Fruit.....	197	260	607	166	226	26	89	1,560	193		87
37 Truck.....	182	234	1,228	131	205	94	114	1,003	132	5,178	79
38 Dairy.....	109	112	841	84	292	105	117	777	114		97
39 Animal-specialty.....	100			91	558	15			133		68
40 Poultry.....	280	405	1,338	185	477	149	685	1,668	355		121
41 Self-sufficing.....	158	223	1,031	118	321	107	221	1,277	158		142
42 Abnormal.....	332	282	1,276	236	399	148	269	1,251	276	3,155	99
43 Farm buildings (including dwellings):											
44 All types.....	146,354,585	6,689,410	7,448,228	10,787,561	4,083,222	1,436,180	11,386,570	2,805,420	9,328,012	674,800	11,523,582
45 General.....	14,275,833	613,425	271,675	1,696,421	488,710	236,925	813,918	181,700	941,438		1,062,070
46 Cash-grain.....	570,404			52,500					14,800		86,000
47 Crop-specialty.....	7,789,605	229,550		102,800	75,850	108,700	555,300		368,425		46,170
48 Fruit.....	7,525,704	1,352,030	224,800	1,430,970	1,043,300	21,700	304,799	44,500	669,100		143,534
49 Truck.....	32,828,187	1,064,350	1,722,500	2,312,175	907,200	306,900	3,514,166	571,770	4,326,093	142,300	113,840
50 Dairy.....	22,849,318	43,100	776,750	2,857,215	235,062	134,000	491,200	519,800	837,350		4,820,423
51 Animal-specialty.....	625,500			80,600	14,300	16,000			15,000		47,000
52 Poultry.....	26,144,055	2,102,555	1,448,500	597,645	471,650	432,555	4,676,133	432,900	1,122,286		2,933,975
53 Self-sufficing.....	3,772,785	147,250	184,700	173,395	83,600	35,900	137,630	41,800	240,400		538,050
54 Abnormal.....	15,835,481	358,150	1,491,100	818,690	329,350	86,700	466,398	345,500	867,250	391,500	1,067,810
55 Institution or country estate.....	7,296,531		757,200	161,700			267,708	254,500			240,000
56 Part-time.....	6,597,350	346,350	571,600	335,540	308,550	66,700	178,700	91,000	720,150		741,810
57 Boarding and lodging.....	617,350		112,300	14,000			19,900		5,800		61,500
58 Forest-product.....	83,700					20,000					
59 Horse farm, feed lot, or live-stock dealer.....	1,270,550	11,800	50,000	307,450	20,800				141,300	391,500	24,500
60 Unclassified.....	13,137,683	778,700	1,328,201	665,150	384,200	56,800	427,026	467,450	425,300	141,000	634,610
61 Farmers' dwellings:											
62 All types.....	81,886,478	4,267,200	4,452,850	5,834,412	2,572,980	912,197	8,348,827	1,538,800	5,981,896	362,850	6,407,909
63 General.....	8,428,898	386,500	161,500	930,500	358,560	160,317	488,875	87,000	489,500		621,261
64 Cash-grain.....	331,080			28,200					12,000		41,280
65 Crop-specialty.....	4,568,742	143,000		62,200	50,300	74,500	337,250		229,310		25,822
66 Fruit.....	4,574,438	952,700	158,250	735,600	681,450	14,300	197,100	32,200	305,256		82,028
67 Truck.....	14,670,510	697,600	1,095,000	1,371,800	585,225	184,700	1,807,600	394,500	2,742,626	97,000	68,762
68 Dairy.....	16,046,327	28,500	441,000	1,494,040	59,750	76,700	171,077	271,800	183,800		2,445,860
69 Animal-specialty.....	335,550			38,450	10,500	7,500			9,000		25,700
70 Poultry.....	16,138,839	1,301,700	1,005,800	383,450	275,600	263,680	2,893,675	286,500	751,100		1,701,284
71 Self-sufficing.....	2,667,955	119,200	141,250	124,750	69,125	26,350	89,450	35,000	190,050		359,770
72 Abnormal.....	8,670,983	282,525	885,600	390,500	271,000	68,800	163,650	215,500	675,525	225,850	638,450
73 Institution or country estate.....	2,679,833		320,000	107,500			21,000	140,000			120,500
74 Part-time.....	4,902,875	276,525	455,600	243,525	254,500	53,300	185,150	75,500	574,125		511,450
75 Boarding and lodging.....	428,550		77,000	10,900			7,500		4,300		37,500
76 Forest-product.....	59,200					15,500					
77 Horse farm, feed lot, or live-stock dealer.....	606,525	6,000	33,000	28,575	16,500				97,100	225,850	14,000
78 Unclassified.....	5,227,150	345,475	564,450	274,922	214,450	35,350	201,150	214,100	283,500	40,000	362,653
79 Implements and machinery:											
80 All types.....	27,078,085	956,142	973,915	2,853,012	688,989	250,075	2,038,799	424,653	2,238,892	317,875	2,338,068
81 General.....	2,849,774	114,571	18,560	473,274	69,910	45,035	197,763	8,125	196,480		271,157
82 Cash-grain.....	134,966			10,450					625		20,415
83 Crop-specialty.....	1,912,385	43,280		28,955	20,050	15,950	171,335		116,355		7,900
84 Fruit.....	1,582,042	203,327	35,495	411,100	150,400	2,850	72,266	4,000	245,600		31,845
85 Truck.....	6,828,186	214,740	454,449	787,701	251,845	69,030	880,121	176,181	1,281,939	58,275	31,735
86 Dairy.....	7,691,741	10,450	124,233	832,001	29,211	45,200	135,083	105,870	110,286		1,243,751
87 Animal-specialty.....	115,075			21,625	1,550	5,500			2,300		12,450
88 Poultry.....	2,909,254	248,502	95,358	93,275	45,478	42,710	459,180	26,345	105,770		489,543
89 Self-sufficing.....	368,422	13,397	5,815	25,290	7,415	5,405	15,188	5,180	20,		

AGRICULTURE—NEW JERSEY

COUNTY TABLE II.—VALUE OF SPECIFIED FARM PROPERTY, 1930, BY TYPE OF FARM—Continued

[See NOTE, bottom of p. 8]

ITEM AND TYPE OF FARM (See definitions in Introduction)	Mercer	Middlesex	Mon- mouth	Morris	Ocean	Passaic	Salem	Somerset	Sussex	Union	Warren
	Dollars	Dollars	Dollars	Dollars	Dollars	Dollars	Dollars	Dollars	Dollars	Dollars	Dollars
Land and buildings:											
All types.....	15,823,755	17,591,248	31,788,692	21,887,096	5,351,285	8,747,648	10,845,771	20,348,877	11,728,650	10,729,416	9,286,178
General.....	2,191,775	1,921,312	2,942,600	2,056,425	381,690	359,500	2,588,225	2,193,800	476,650	794,775	746,368
Cash-grain.....	210,400	211,376	345,709	—	—	—	80,600	109,000	15,000	—	69,500
Crop-specialty.....	2,656,350	3,065,250	6,189,200	348,550	163,500	—	873,709	290,600	—	—	197,500
Fruit.....	201,300	624,350	3,108,650	434,750	323,375	121,500	89,956	472,000	82,500	350,750	73,500
Truck.....	1,671,850	2,930,650	6,278,000	1,655,000	303,500	2,817,450	3,462,599	467,200	217,000	1,200,100	619,340
Dairy.....	4,321,745	2,879,064	3,886,478	6,110,596	584,680	1,955,000	2,691,520	5,820,015	8,558,200	1,398,700	5,708,985
Animal-specialty.....	74,000	65,000	128,500	183,000	—	—	121,000	243,800	—	42,000	44,000
Poultry.....	1,764,600	1,513,000	3,128,671	2,216,070	2,448,365	1,426,436	668,000	4,184,550	994,200	579,350	809,375
Self-sufficing.....	422,935	547,706	600,300	829,750	310,675	74,100	29,650	86,500	141,700	72,000	197,050
Abnormal.....	1,793,900	2,856,908	3,109,900	5,973,460	295,300	339,300	97,780	3,613,412	588,850	802,500	313,360
Institution or country estate.....	956,100	2,162,600	2,223,100	4,820,300	—	—	1,562,742	173,000	—	675,500	—
Part-time.....	641,300	641,308	683,760	574,970	295,400	175,800	97,780	1,677,670	361,850	—	269,360
Boarding and lodging.....	43,000	53,000	37,500	111,600	—	58,000	—	343,000	—	—	9,500
Forest-product.....	—	—	27,000	60,340	—	—	—	—	31,000	—	34,500
Horse farm, feed lot, or livestock dealer.....	152,500	—	118,600	106,250	—	106,000	—	40,000	23,000	127,000	—
Unclassified.....	1,125,900	982,600	2,075,693	1,579,545	540,100	1,654,000	264,750	2,188,800	410,650	5,489,241	506,300
Land and buildings, per farm:											
All types.....	13,981	16,050	14,288	18,960	8,494	21,232	7,606	16,176	10,155	37,647	7,083
General.....	11,784	14,556	12,789	13,529	5,697	11,993	8,114	13,711	7,222	20,915	7,041
Cash-grain.....	20,711	17,615	19,206	—	—	—	7,327	13,625	5,000	—	8,688
Crop-specialty.....	15,438	15,481	17,003	16,595	9,618	—	11,483	29,000	—	—	17,955
Fruit.....	14,517	13,674	17,603	18,902	11,977	20,250	7,496	33,714	10,313	87,688	8,107
Truck.....	10,459	10,976	10,929	19,023	6,457	24,933	6,633	12,978	9,042	24,002	4,657
Dairy.....	17,653	31,923	19,931	20,301	11,694	28,750	9,544	16,122	11,144	29,760	8,144
Animal-specialty.....	10,671	16,250	42,833	15,250	—	—	17,286	20,317	—	10,600	3,742
Poultry.....	10,760	10,363	8,965	11,602	9,068	12,624	5,964	12,337	7,001	13,794	5,059
Self-sufficing.....	8,459	8,694	7,096	9,762	6,340	9,263	2,281	11,549	4,049	18,000	4,193
Abnormal.....	17,417	34,421	24,682	31,439	5,681	12,118	2,791	23,615	9,653	66,875	4,293
Land and buildings, per acre:											
All types.....	170	247	208	217	177	720	85	205	71	1,643	71
General.....	156	222	171	163	123	200	86	153	84	1,019	72
Cash-grain.....	174	110	103	—	—	—	56	105	42	—	77
Crop-specialty.....	133	155	143	128	56	—	103	211	—	—	123
Fruit.....	190	209	251	240	123	401	84	322	52	1,780	132
Truck.....	196	201	211	353	139	1,147	77	198	119	976	163
Dairy.....	152	291	180	161	90	566	85	146	67	907	64
Animal-specialty.....	182	215	302	140	—	—	223	110	—	347	45
Poultry.....	228	417	303	371	332	637	139	260	91	1,276	95
Self-sufficing.....	235	245	181	148	193	313	87	251	40	1,200	54
Abnormal.....	352	742	378	274	240	544	94	312	111	1,175	64
Farm buildings (including dwellings):											
All types.....	7,125,335	7,810,218	15,441,635	10,778,848	2,951,540	3,199,838	5,334,853	11,189,041	7,231,115	4,152,891	5,223,192
General.....	1,011,625	846,981	1,376,950	935,875	230,800	167,900	1,239,050	1,201,200	262,300	215,900	402,000
Cash-grain.....	44,000	87,204	153,200	—	—	—	27,700	63,500	8,000	—	33,500
Crop-specialty.....	1,133,400	1,459,010	2,833,400	162,200	45,000	—	415,200	123,500	—	—	100,500
Fruit.....	96,600	253,646	1,172,900	187,750	121,625	30,000	43,750	246,700	49,000	43,500	45,500
Truck.....	442,000	1,391,600	2,811,370	643,600	157,400	802,000	1,694,800	224,800	109,500	320,500	248,650
Dairy.....	2,028,400	1,652,698	1,864,800	2,862,276	220,600	701,700	1,285,550	3,065,454	5,278,040	414,100	3,260,500
Animal-specialty.....	36,800	31,000	55,000	73,700	—	—	56,000	133,000	—	8,000	29,100
Poultry.....	895,775	950,450	1,976,337	1,261,920	1,541,990	804,888	430,850	2,544,354	695,750	273,950	549,692
Self-sufficing.....	209,335	272,800	318,800	435,800	142,125	37,750	18,800	510,500	82,300	33,000	118,850
Abnormal.....	848,900	487,600	1,957,475	3,184,150	195,500	156,500	53,650	1,508,533	357,825	376,500	186,400
Institution or country estate.....	398,000	101,000	1,485,000	2,507,000	—	—	695,833	92,000	—	303,500	—
Part-time.....	365,600	366,600	366,225	512,950	195,500	97,000	53,650	871,709	245,825	—	161,900
Boarding and lodging.....	24,100	20,000	37,250	78,000	—	29,500	—	209,000	—	—	6,000
Forest-product.....	—	—	14,000	25,700	—	—	—	—	5,500	—	18,500
Horse farm, feed lot, or livestock dealer.....	61,200	—	55,000	60,500	—	30,000	—	29,000	14,500	73,000	—
Unclassified.....	378,500	348,227	861,403	971,575	299,500	499,100	125,200	1,344,500	255,400	2,467,541	248,300
Farmers' dwellings:											
All types.....	4,179,335	4,158,611	8,580,940	5,587,788	1,873,875	1,891,500	2,848,788	6,109,522	3,777,150	1,351,650	2,789,850
General.....	634,700	607,960	848,800	567,300	174,800	116,400	647,725	719,400	166,600	132,600	228,600
Cash-grain.....	30,000	50,500	96,500	—	—	—	13,100	33,500	6,000	—	20,000
Crop-specialty.....	711,400	867,600	1,641,000	86,900	33,500	—	221,670	36,500	—	—	47,550
Fruit.....	66,900	169,500	730,500	117,500	73,600	23,500	20,475	82,000	27,500	27,000	17,050
Truck.....	293,975	900,700	1,849,040	435,800	108,800	554,400	933,738	142,300	68,700	192,750	155,500
Dairy.....	950,550	396,951	975,000	1,428,736	125,300	316,300	651,700	1,629,489	2,567,850	212,900	1,022,025
Animal-specialty.....	22,500	19,500	30,000	48,700	—	—	44,500	56,400	—	5,300	17,600
Poultry.....	540,625	561,650	1,196,300	780,550	922,600	490,500	249,200	1,616,850	414,350	162,500	340,925
Self-sufficing.....	136,635	199,750	220,200	314,400	107,675	33,000	13,500	340,000	53,450	23,000	71,400
Abnormal.....	569,100	294,500	545,450	1,531,400	139,300	110,800	35,950	1,058,683	237,300	164,000	128,100
Institution or country estate.....	251,000	5,000	207,000	1,025,500	—	—	317,333	42,000	—	123,000	—
Part-time.....	280,100	275,500	276,800	396,200	139,300	72,800	35,950	570,350	182,100	—	114,100
Boarding and lodging.....	20,000	14,000	29,650	54,200	—	20,000	—	150,000	—	—	3,600
Forest-product.....	—	—	12,000	18,500	—	—	—	—	2,700	—	10,500
Horse farm, feed lot, or livestock dealer.....	38,000	—	20,000	37,000	—	18,000	—	21,000	10,500	41,000	—
Unclassified.....	222,950	190,000	398,150	276,500	188,300	246,600	61,800	406,000	179,000	431,600	90,200
Implements and machinery:											
All types.....	1,334,108	1,460,480	2,449,952	1,383,500	298,818	512,018	1,885,175	1,521,558	1,355,601	445,077	1,476,809
General.....	184,893	110,635	236,795	103,594	22,962	13,435	423,485	173,600	39,935	25,525	117,020
Cash-grain.....	7,800	17,201	17,200	—	—	—	13,675	35,500	3,000	—	9,100
Crop-specialty.....	332,000	326,835	630,490	16,203	11,160	—	181,292	6,700	—	—	24,000
Fruit.....	23,275	55,036	246,175	19,800	10,800	2,900	37,663	4,600	—	2,600	9,820
Truck.....	84,296	320,									

AGRICULTURE—NEW JERSEY

COUNTY TABLE III.—VALUE OF FARM PRODUCTS SOLD, TRADED, OR USED BY OPERATOR'S FAMILY; AND RECEIPTS FROM BOARDERS, ETC.; 1929, BY TYPE OF FARM

[Due to crop failure, new operations, etc., the farms reporting specific items will not always agree with those reporting "All products," as the latter represent the total number of farms of each type in the county; also see NOTE, bottom of p. 8]

CLASS OF PRODUCT AND TYPE OF FARM (See definitions in Introduction)	THE STATE		ATLANTIC		BERGEN		BURLINGTON		CAMDEN		CAPE MAY	
	Farms reporting	Value	Farms reporting	Value	Farms reporting	Value	Farms reporting	Value	Farms reporting	Value	Farms reporting	Value
All products (sold, traded, or used by operator's family):	<i>Number</i>	<i>Dollars</i>	<i>Number</i>	<i>Dollars</i>	<i>Number</i>	<i>Dollars</i>	<i>Number</i>	<i>Dollars</i>	<i>Number</i>	<i>Dollars</i>	<i>Number</i>	<i>Dollars</i>
1 All types.....	23,856	90,018,290	1,470	3,602,985	692	2,977,985	1,848	9,131,053	812	1,908,181	362	792,068
2 General.....	2,868	7,812,917	156	317,034	29	41,539	326	1,328,649	106	216,849	73	114,803
3 Cash-grain.....	104	191,823					13	23,995				
4 Crop-specialty.....	1,245	6,846,926	55	118,878			22	117,009	15	38,729	27	43,348
5 Fruit.....	1,353	5,868,223	298	767,976	28	70,147	191	1,722,560	247	628,251	7	11,037
6 Truck.....	5,436	19,913,732	261	583,170	240	1,227,452	517	2,116,828	213	650,199	81	184,411
7 Dairy.....	4,768	29,371,670	8	48,637			418	3,016,348	15	111,666	37	131,335
8 Animal-specialty.....	102	376,953			88	853,162			5	21,202	4	7,748
9 Poultry.....	4,878	14,978,746	510	1,611,759	174	562,166	150	353,278	86	230,667	89	274,479
10 Self-sufficing.....	1,023	492,053	68	31,207	24	8,448	62	26,950	24	6,879	15	6,629
11 Abnormal.....	2,076	4,164,647	114	127,324	109	210,051	131	367,628	101	93,739	29	18,216
Crops (incl. plants, flowers, etc.), sold or traded:												
12 All types.....	16,931	35,895,126	984	1,631,764	413	1,291,697	1,693	4,823,702	698	1,393,617	282	289,291
13 General.....	2,653	4,068,045	153	208,460	26	15,560	308	846,850	104	164,544	71	60,452
14 Cash-grain.....	104	143,943					13	19,585				
15 Crop-specialty.....	1,245	5,048,285	55	101,735			22	95,265	15	32,759	27	34,109
16 Fruit.....	1,348	5,380,747	298	703,011	28	60,844	160	1,644,269	247	563,349	7	9,606
17 Truck.....	5,434	17,072,301	261	485,730	239	1,156,316	517	1,794,001	213	655,774	81	148,207
18 Dairy.....	2,934	2,170,610	3	938			22	12,681	11	21,673	22	9,830
19 Animal-specialty.....	48	17,484					10	3,430	2	488	3	2,123
20 Poultry.....	1,777	722,538	133	64,809	60	25,552	73	30,209	30	13,617	39	18,405
21 Self-sufficing.....	456	62,456	25	2,925	12	1,492	37	5,165	9	1,139	13	1,477
22 Abnormal.....	932	698,687	50	64,158	26	19,272	76	28,392	67	40,274	19	4,992
Livestock, sold or traded:												
23 All types.....	9,534	5,942,883	90	50,737	113	169,191	879	701,102	127	68,597	103	28,258
24 General.....	1,557	535,014	29	9,116	10	4,074	175	91,736	32	8,216	28	5,233
25 Cash-grain.....	30	5,060					3	377				
26 Crop-specialty.....	540	154,180	2	250			8	2,527	2	315	5	452
27 Fruit.....	161	33,559			4	324	28	5,348	12	2,414	1	20
28 Truck.....	1,304	216,911	11	1,023	12	1,720	193	37,600	51	7,563	17	1,352
29 Dairy.....	4,021	2,375,045	4	1,992	50	44,562	379	235,153	13	13,464	24	4,400
30 Animal-specialty.....	102	282,223					18	46,444	5	19,250	4	4,075
31 Poultry.....	1,091	287,046	28	16,404	21	7,129	35	4,966	3	1,178	18	12,291
32 Self-sufficing.....	243	16,646	6	1,059	1	27	11	656	2	125	1	10
33 Abnormal.....	485	2,036,599	8	20,385	15	111,355	29	276,295	7	16,072	5	425
Livestock products, sold or traded:												
34 All types.....	18,162	41,381,382	831	1,592,436	418	1,342,731	1,378	3,082,577	470	362,653	283	350,320
35 General.....	2,428	2,240,503	102	62,285	23	12,009	269	277,188	66	20,240	63	20,161
36 Cash-grain.....	54	17,690					5	1,023				
37 Crop-specialty.....	860	678,451	15	1,918			14	10,130	9	2,185	17	3,529
38 Fruit.....	504	168,145	31	8,285	16	2,556	77	38,056	103	18,346	3	133
39 Truck.....	2,894	1,188,840	86	30,318	56	12,198	326	143,074	129	25,110	60	10,363
40 Dairy.....	4,766	23,147,047	8	44,384	88	775,608	418	2,277,525	15	71,054	37	108,075
41 Animal-specialty.....	75	45,990					9	8,692	3	444	2	250
42 Poultry.....	4,878	12,879,976	510	1,437,870	174	491,298	150	288,815	86	200,582	89	225,829
43 Self-sufficing.....	566	76,938	19	2,753	10	977	29	3,373	12	1,050	9	767
44 Abnormal.....	1,127	937,802	60	14,623	51	48,055	81	34,701	47	23,642	13	5,213
Forest products sold:												
45 All types.....	1,180	284,699	49	11,854	20	6,931	69	14,410	19	4,352	29	6,985
46 General.....	273	44,556	16	2,207	2	34	21	2,942	3	150	9	1,211
47 Cash-grain.....	3	1,412										
48 Crop-specialty.....	44	12,279					1	3,528	1	100	2	450
49 Fruit.....	32	5,093	2	65	2	50	2	129	2	282	1	30
50 Truck.....	198	36,686	18	3,823	6	5,028	14	1,448	7	460	12	3,062
51 Dairy.....	333	59,479			1	165	14	2,433	2	312		
52 Animal-specialty.....	8	1,540					1	200				
53 Poultry.....	145	21,576	8	1,179	3	202	3	600	1	250	2	62
54 Self-sufficing.....	50	3,010	1	12			1	10	1	70		
55 Abnormal.....	94	39,068	4	4,568	6	852	2	3,120	2	2,728	8	2,150
Farm products used by operator's family:												
56 All types.....	23,021	6,544,300	1,434	316,194	643	187,415	1,710	509,282	803	188,962	384	87,282
57 General.....	2,813	924,199	166	44,966	29	9,882	303	104,924	105	23,699	72	21,746
58 Cash-grain.....	93	23,718					10	3,010				
59 Crop-specialty.....	1,183	353,731	63	11,975			17	5,559	15	3,370	23	4,503
60 Fruit.....	1,237	280,679	286	56,060	24	6,373	150	34,798	244	43,860	7	1,218
61 Truck.....	5,162	1,398,994	265	62,276	203	51,590	478	140,705	211	61,292	76	21,427
62 Dairy.....	4,719	1,619,489	7	1,325	88	25,166	413	144,700	16	5,163	35	9,030
63 Animal-specialty.....	99	29,716					16	4,014	5	1,020	4	1,300
64 Poultry.....	4,735	1,097,610	497	91,497	174	37,985	137	28,688	84	15,040	79	17,892
65 Self-sufficing.....	1,023	333,573	68	24,458	24	5,922	62	17,746	24	4,455	15	4,375
66 Abnormal.....	1,957	512,491	112	23,637	101	30,497	119	25,118	100	11,023	23	5,436
RECEIPTS FROM BOARDERS, LODGERS, ETC.												
67 All types.....	960	490,070	13	3,852	21	23,584	54	23,692	11	3,192	7	2,184
68 General.....	153	43,814	2	350	2	76	13	5,940	1	240	4	955
69 Cash-grain.....	3	200										
70 Crop-specialty.....	31	14,977										
71 Fruit.....	20	6,489	1	100			1	500	4	1,502		
72 Truck.....	104	36,124	2	500	3	1,763	16	5,514	5	1,306		
73 Dairy.....	224	79,601			1	575	13	5,995				
74 Animal-specialty.....	6	3,365										
75 Poultry.....	198	79,619	6	2,402	2	1,900	4	1,455			1	624
76 Self-sufficing.....	54	14,189	1	300			2	318	1	144		
77 Abnormal.....	167	211,392	1	200	13	19,250	5	3,970			2	615

AGRICULTURE—NEW JERSEY

COUNTY TABLE III.—VALUE OF FARM PRODUCTS SOLD, TRADED, OR USED BY OPERATOR'S

[See note, p. 209, beginning

CLASS OF PRODUCT AND TYPE OF FARM (See definitions in Introduction)	CUMBERLAND		ESSEX		GLOUCESTER		HUDSON		HUNTERDON		MERCER		MIDDLESEX	
	Farms reporting	Value	Farms reporting	Value	Farms reporting	Value	Farms reporting	Value	Farms reporting	Value	Farms reporting	Value	Farms reporting	Value
	Number	Dollars	Number	Dollars	Number	Dollars	Number	Dollars	Number	Dollars	Number	Dollars	Number	Dollars
All products (sold, traded, or used by operator's family):	2,502	8,510,868	208	1,602,531	2,239	8,057,538	66	910,070	2,293	5,892,690	1,043	4,036,649	1,041	5,758,122
All types.....	2,502	8,510,868	208	1,602,531	2,239	8,057,538	66	910,070	2,293	5,892,690	1,043	4,036,649	1,041	5,758,122
General.....	260	8,510,868	208	1,602,531	2,239	8,057,538	66	910,070	2,293	5,892,690	1,043	4,036,649	1,041	5,758,122
Cash-grain.....	196	820,739	16	26,209	196	740,045	186	455,170	186	408,121	132	253,899	132	253,899
Crop-specialty.....	147	539,354	3	4,233	3	4,233	19	27,914	9	16,259	12	34,988	12	34,988
Fruit.....	98	261,667	5	6,094	103	369,575	10	9,349	172	1,172,570	198	1,182,158	198	1,182,158
Truck.....	95	344,998	5	6,094	113	819,274	24	95,950	18	58,580	45	187,162	45	187,162
Dairy.....	847	476,798	38	835,001	74	479,914	30	65,190	93	220,478	267	754,356	267	754,356
Animal-specialty.....	40	3,007,820	47	158,644	262	644,241	681	1,699,217	164	453,472	146	468,800	146	468,800
Poultry.....	38	23,765	6	3,318	98	26,624	179	81,108	50	27,997	63	35,096	63	35,096
Self-sufficing.....	38	185,727	21	177,958	276	244,799	46	744,092	216	192,917	103	149,559	84	159,106
Abnormal.....														
Crops (incl. plants, flowers, etc.), sold or traded:	1,782	4,278,641	138	411,507	1,834	5,940,842	21	166,565	1,405	601,684	805	1,583,763	641	2,070,210
All types.....	1,782	4,278,641	138	411,507	1,834	5,940,842	21	166,565	1,405	601,684	805	1,583,763	641	2,070,210
General.....	245	354,254	13	13,732	191	503,882	195	92,525	171	170,114	129	126,120	129	126,120
Cash-grain.....	147	463,511	3	3,598	3	3,598	19	16,635	9	12,785	12	27,693	12	27,693
Crop-specialty.....	98	289,007	5	5,459	110	773,217	24	72,010	18	42,534	45	164,440	45	164,440
Fruit.....	941	883,496	75	363,419	1,111	4,143,477	20	164,455	30	45,505	93	178,770	267	599,594
Truck.....	83	109,407	10	3,410	63	112,881	681	250,036	171	114,932	44	54,350	44	54,350
Dairy.....	181	126,173	21	7,907	2	1,548	7	1,660	2	570	2	791	2	791
Animal-specialty.....	30	6,069	3	600	42	5,181	319	89,240	97	53,499	61	24,037	61	24,037
Poultry.....	37	96,724	11	16,890	115	33,238	1	2,110	61	20,333	50	23,783	47	47,265
Self-sufficing.....														
Abnormal.....														
Livestock, sold or traded:	509	145,273	44	77,403	527	269,084	46	705,934	1,451	558,170	584	345,509	354	243,990
All types.....	509	145,273	44	77,403	527	269,084	46	705,934	1,451	558,170	584	345,509	354	243,990
General.....	113	30,915	1	234	63	27,643	182	75,430	120	33,104	76	17,704	76	17,704
Cash-grain.....	35	9,169	29	4,417	21	2,410	2	75	110	27,725	93	19,413	93	19,413
Crop-specialty.....	9	1,356	21	2,410	21	2,410	7	4,364	7	2,661	11	1,308	11	1,308
Fruit.....	216	38,014	6	743	286	59,195	1	80	13	1,037	29	8,289	29	8,289
Truck.....	65	35,168	30	30,159	52	22,785	786	323,831	204	184,444	55	170,610	55	170,610
Dairy.....	50	22,006	2	160	16	5,775	11	24,626	7	46,150	4	4,900	4	4,900
Animal-specialty.....	4	218	1	18	6	1,789	345	75,584	71	18,362	27	9,585	27	9,585
Poultry.....	11	8,427	5	37,089	51	144,779	48	3,015	17	1,291	5	300	5	300
Self-sufficing.....														
Abnormal.....														
Livestock products, sold or traded:	1,810	3,605,084	138	1,049,138	1,353	1,344,985	11	28,958	2,075	4,017,086	900	1,844,986	753	3,984,624
All types.....	1,810	3,605,084	138	1,049,138	1,353	1,344,985	11	28,958	2,075	4,017,086	900	1,844,986	753	3,984,624
General.....	205	163,521	12	7,435	143	157,949	213	109,992	170	133,766	113	57,859	113	57,859
Cash-grain.....	81	82,322	2	182	62	18,307	3	672	6	975	8	1,717	8	1,717
Crop-specialty.....	32	5,848	57	5,317	57	15,895	16	13,633	13	8,302	28	7,019	28	7,019
Fruit.....	480	238,797	23	5,317	637	244,361	1	18	15	8,479	53	15,643	141	36,800
Truck.....	95	307,637	38	780,423	74	318,995	590	2,369,285	241	1,161,495	90	2,413,605	90	2,413,605
Dairy.....	347	2,735,227	47	139,029	262	561,694	684	1,842,019	164	339,662	146	391,272	146	391,272
Animal-specialty.....	23	3,264	3	430	34	2,161	104	15,770	35	4,642	34	4,070	34	4,070
Poultry.....	47	63,468	13	115,434	111	25,055	10	28,938	130	62,764	66	64,136	48	78,166
Self-sufficing.....														
Abnormal.....														
Forest products sold:	98	13,848	8	3,050	63	13,889			213	29,433	32	4,400	35	9,151
All types.....	98	13,848	8	3,050	63	13,889			213	29,433	32	4,400	35	9,151
General.....	28	3,395	4	1,575	7	955	45	5,114	6	412	9	2,945	9	2,945
Cash-grain.....	4	196	2	472	2	472	1	25	4	130	3	1,645	3	1,645
Crop-specialty.....	5	245	5	2,485	5	2,485	2	825	2	150	1	135	1	135
Fruit.....	34	6,007	2	1,115	37	8,388	88	7,905	18	3,609	2	335	2	335
Truck.....	1	200	2	507	5	507	1	60	1	60	1	24	1	24
Dairy.....	18	1,491	1	60	1	60	52	8,563	1	24	2	47	2	47
Animal-specialty.....	5	222	1	98	1	98	10	507	2	200	4	1,636	4	1,636
Poultry.....	3	92	5	663	5	663	11	6,435	2	200	4	1,636	4	1,636
Self-sufficing.....														
Abnormal.....														
Farm products used by operator's family:	2,288	468,022	194	61,438	2,308	489,129	39	8,615	2,285	676,067	1,022	336,851	1,017	370,147
All types.....	2,288	468,022	194	61,438	2,308	489,129	39	8,615	2,285	676,067	1,022	336,851	1,017	370,147
General.....	238	66,654	14	3,230	195	50,216	229	61,500	186	65,725	130	49,241	130	49,241
Cash-grain.....	181	31,156	5	473	100	21,409	7	1,110	8	2,025	11	3,775	11	3,775
Crop-specialty.....	79	18,211	72	25,528	104	21,409	22	4,818	17	5,083	41	14,260	41	14,260
Fruit.....	847	178,684	37	10,894	73	24,686	28	10,019	89	22,820	262	108,168	262	108,168
Truck.....	94	24,386	3	1,120	3	1,120	11	2,435	7	2,557	4	1,950	4	1,950
Dairy.....	790	122,623	44	10,658	257	42,141	679	183,471	161	41,925	145	43,908	145	43,908
Animal-specialty.....	40	13,932	6	2,180	98	18,833	170	55,793	50	19,205	63	23,894	63	23,894
Poultry.....	09	12,016	16	8,545	289	41,064	30	7,190	209	54,757	96	38,692	96	38,692
Self-sufficing.....														
Abnormal.....														
RECEIPTS FROM BOARDERS, LODGERS, ETC.	40	20,288			47	15,487	1	520	148	52,686	50	20,368	44	18,471
All types.....	40	20,288			47	15,487	1	520	148	52,686	50	20,368	44	18,471
General.....	5	982			3	835			18	4,062	12	2,721	7	1,938
Cash-grain.....					3	675			2	50			1	150
Crop-specialty.....					3	539			1	10	5	2,850		

AGRICULTURE—NEW JERSEY

FAMILY; AND RECEIPTS FROM BOARDERS, ETC.; 1929, BY TYPE OF FARM—Continued

of this table]

MONMOUTH		MORRIS		OCEAN		PASSAIC		SALEM		SOMERSET		SUSSEX		UNION		WARREN	
Farms reporting	Value	Farms reporting	Value	Farms reporting	Value	Farms reporting	Value	Farms reporting	Value	Farms reporting	Value	Farms reporting	Value	Farms reporting	Value	Farms reporting	Value
Number	Dollars	Number	Dollars	Number	Dollars	Number	Dollars	Number	Dollars	Number	Dollars	Number	Dollars	Number	Dollars	Number	Dollars
2,114	7,948,124	1,083	3,730,719	589	1,575,370	368	1,772,788	1,388	6,556,398	1,170	3,414,987	1,121	6,206,109	203	1,503,547	1,264	3,980,334
231	693,706	152	236,993	67	85,280	30	37,653	319	1,533,233	160	295,715	66	137,427	38	71,955	106	202,293
18	31,334							11	23,800	8	13,083	3	2,475			8	13,682
364	2,400,018	21	23,240	17	36,977			76	691,157	10	11,920					11	45,614
176	860,188	23	45,802	27	133,608	6	10,120	12	63,010	14	59,133	8	28,516	4	21,516	9	27,477
574	1,650,974	87	321,706	47	77,495	113	515,106	522	2,212,971	36	85,725	24	78,792	50	206,206	133	336,914
195	971,624	301	1,992,462	50	217,199	68	768,235	282	1,652,601	361	1,692,864	768	4,955,037	47	851,232	701	2,851,014
3	9,100	12	31,153					7	17,293	7	17,293	12	104,937	4	3,855	12	15,054
349	1,175,958	191	593,660	270	974,862	113	401,693	112	347,368	340	987,853	142	481,821	42	137,005	160	413,983
78	31,027	85	64,700	49	18,573	8	3,290	13	4,349	75	45,604	35	19,076	4	1,640	47	23,374
126	131,145	191	420,998	62	31,316	30	36,689	41	27,907	159	205,787	63	368,028	14	210,438	77	60,925
1,780	4,917,646	589	554,145	323	290,433	212	522,707	1,303	3,558,034	682	431,738	463	252,947	118	262,310	725	631,803
226	416,525	131	73,447	64	32,715	23	10,209	317	776,983	131	88,597	44	22,768	34	46,328	77	43,671
18	25,659							11	16,893	8	9,335	3	2,225			8	9,535
364	2,005,241	21	14,850	17	27,023			76	516,604	10	9,330					11	32,575
176	789,361	23	37,081	27	125,577	5	8,950	12	53,385	14	49,199	8	18,590	4	19,465	9	21,313
574	1,413,933	87	274,401	47	92,421	113	476,451	522	1,727,125	36	64,425	24	65,579	50	173,776	133	295,440
152	195,557	116	55,812	37	17,954	20	11,189	248	409,188	216	105,181	287	120,912	9	4,796	392	203,308
1	1,000	4	775					5	2,133	4	1,652	4	1,652	1	410	5	704
122	47,763	75	28,395	75	16,895	37	9,307	81	47,782	154	40,054	57	15,205	12	8,591	53	16,461
37	5,495	35	6,042	28	2,778	4	647	9	540	25	3,267	12	1,110	3	585	15	2,008
90	37,122	77	63,342	28	5,070	10	5,954	27	9,474	63	60,217	24	5,006	5	8,349	22	6,722
700	208,339	522	273,822	155	46,504	81	76,893	780	289,712	684	222,773	885	847,265	54	332,370	876	273,447
121	26,333	96	20,957	19	4,228	17	5,522	223	53,887	116	26,670	45	29,538	7	1,478	84	25,596
2	420							4	589	2	225					3	815
183	56,789	9	563	3	281			46	29,777	3	995					5	1,432
36	8,037	2	512	2	275			4	196	3	262	5	3,156	2	31	5	300
113	10,837	15	1,466	13	906	3	395	219	38,878	11	959	2	140	4	1,230	29	2,264
154	60,622	238	137,251	40	14,120	41	47,683	232	130,451	308	130,805	699	412,410	22	145,413	625	214,722
3	6,440	12	22,813					7	3,925	7	8,128	12	81,276	4	2,750	12	9,596
45	12,425	40	6,511	64	23,164	7	1,007	42	10,600	137	29,768	61	17,346	8	2,946	65	13,525
20	1,023	40	3,645	5	161	2	80	3	115	34	1,937	15	1,268	19	1,397	19	3,307
18	20,413	70	80,104	9	3,360	11	22,206	7	5,230	43	16,994	26	302,131	7	179,022	29	3,800
1,460	2,225,782	893	2,501,499	468	1,100,722	289	1,088,260	1,225	2,221,953	1,032	2,817,528	1,082	4,683,159	154	852,148	1,139	2,674,752
188	175,885	136	84,577	56	25,790	27	13,555	311	543,385	147	113,470	60	65,564	22	12,862	102	96,947
7	1,840							6	3,181	4	2,037					4	1,282
275	225,529	12	2,432	8	4,558			67	120,605	1	475					6	9,522
67	23,229	17	2,569	11	4,037	2	530	9	6,149	6	3,747	5	5,075	3	1,010	6	3,264
276	75,262	42	15,804	23	5,176	38	13,720	412	268,239	20	9,995	13	5,683	24	13,883	49	10,600
195	659,132	301	1,579,326	49	170,603	68	689,303	282	1,018,562	361	1,312,180	768	4,141,561	47	683,212	701	2,176,682
2	560	9	2,704					7	3,705	7	3,705	12	17,786	3	275	11	2,185
349	1,039,825	191	503,244	270	880,902	113	367,272	112	256,922	340	805,192	142	411,441	42	118,076	160	342,994
39	4,268	64	11,858	25	3,112	5	591	6	804	51	9,378	21	2,603	1	15	42	5,452
62	20,252	121	193,985	26	6,544	16	3,259	20	4,106	95	57,348	41	33,446	12	17,813	58	26,824
89	31,031	107	31,388	27	7,190	15	2,944	78	14,068	56	12,956	138	28,052	6	1,292	39	17,898
17	3,741	25	5,171	6	1,443	8	1,604	28	4,139	19	2,980	11	1,166	2	339	7	1,033
15	4,306	3	210	3	725			4	392	1	100						
4	644			1	40			1	150	1	30	1	83			1	50
17	1,255	4	346	3	377	1	150	25	2,803	1	50	1	33	2	856	1	50
14	1,230	41	11,420	3	890	2	805	10	5,415	11	3,272	105	13,411			14	6,335
		2	175					1	150	1	900	2	195			1	10
7	695	7	829	4	307	1	195	10	1,119	10	3,215	10	1,293	1	32	5	1,090
7	390	11	1,315	1	18	1	10	1	10	3	71	4	210			2	230
8	18,470	14	11,920	6	3,390	2	120	1	200	8	1,838	4	11,691	1	65	8	8,930
2,054	567,326	1,037	369,887	569	130,521	357	81,982	1,377	462,629	1,158	423,892	1,114	394,686	176	55,229	1,244	392,634
225	68,222	150	52,846	66	21,104	30	6,733	316	124,839	160	63,998	64	18,391	35	10,948	105	35,046
15	3,465							11	3,157	6	991	2	250			8	2,050
350	108,153	19	5,185	15	4,390			75	23,710	7	1,020					10	2,085
164	48,917	22	5,640	22	3,739	5	640	12	3,280	13	5,870	8	1,612	3	1,010	9	2,588
549	149,687	85	29,689	43	8,615	107	24,390	518	175,926	36	10,296	24	7,357	46	16,481	120	28,550
191	55,033	295	108,653	49	13,632	68	19,195	232	88,985	359	135,426	768	296,743	37	12,811	701	250,607
3	1,100	12	4,686					7	2,427	7	2,427	12	4,128	4	420	11	2,559
337	74,960	186	54,681	264	53,594	113	23,912	111	30,945	340	109,623	139	38,566	38	7,380	160	39,913
78	22,851	85	41,840	49	12,504	8	1,962	13	2,890	75	30,951	85	13,885	4	1,030	47	14,687
122	34,888	183	66,647	61	12,043	26	5,150	39	8,888	155	69,390	62	16,754	9	5,189	73	14,649
87	48,997	80	37,582	35	10,876	17	58,290	34	12,708	105	63,980	100	54,571	2	550	64	20,228
12	5,144	15	4,613	4	240	5	1,900	9	1,205	17	6,146	11	3,407			13	3,060
15	8,398	1	468					2	550								
4	2,178	1	20	2	1,050							1	100			1	150
11	3,134	4	1,444	2	325	2	2,600	16	7,351	3	1,134			1	250	2	105
10	3,767	21	7,962	3	815	2	120	4	1,192	21	5,990	54	27,308			23	7,843
		1	1,884							1	890					2	201
14	12,620	13	4,131	16	3,280	2	1,050	2	510	24	10,455	21	5,549			11	4,037
5	1,700	10	3,082	3	430					10	2,315	8	1,312			3	530
16	12,056	14	13,958	5	4,736	6	50,620	1	1,900	29	37,050	7	16,895			9	4,275

COUNTY TABLE IV.—SPECIFIED LIVESTOCK, 1930, AND LIVESTOCK PRODUCTS, 1929, BY TYPE OF FARM

[See NOTE, bottom of p. 8]

TYPE OF FARM, BY CLASS OF ANIMALS (See definitions in Introduction)	THE STATE		ATLANTIC		BERGEN		BURLINGTON		CAMDEN	
	Farms reporting	Animals or quantity	Farms reporting	Animals or quantity	Farms reporting	Animals or quantity	Farms reporting	Animals or quantity	Farms reporting	Animals or quantity
General farms:										
1 Horses and mules, excluding colts.....number..	2,189	5,821	107	153	19	30	258	537	85	150
2 Cows and heifers kept mainly for milk.....number..	1,989	9,329	40	59	17	52	202	1,095	37	72
3 beef.....number..	59	212	2	4			14	80	2	5
4 Other cattle, including calves.....number..	1,443	6,878	9	18	12	35	164	992	12	34
5 Sows and gilts.....number..	271	881	8	16	2	7	29	154	3	52
6 Other hogs, excl. pigs under 3 mos. old.....number..	686	5,281	26	85	1	4	72	1,273	17	233
Cash-grain farms:										
7 Horses and mules, excluding colts.....number..	68	222					10	30		
8 Cows and heifers kept mainly for milk.....number..	54	208					10	44		
9 beef.....number..	4	26					1	1		
10 Other cattle, including calves.....number..	31	142					6	33		
11 Sows and gilts.....number..	3	7								
12 Other hogs, excl. pigs under 3 mos. old.....number..	23	105					4	9		
Crop-specialty farms:										
13 Horses and mules, excluding colts.....number..	1,072	4,154	50	90			15	71	12	38
14 Cows and heifers kept mainly for milk.....number..	871	3,250	18	19			10	49	3	11
15 beef.....number..	15	54								
16 Other cattle, including calves.....number..	559	2,162					8	35	3	6
17 Sows and gilts.....number..	113	243					2	7		
18 Other hogs, excl. pigs under 3 mos. old.....number..	276	1,837	10	31			5	22	3	10
Fruit farms:										
19 Horses and mules, excluding colts.....number..	832	1,706	162	207	14	20	107	340	193	255
20 Cows and heifers kept mainly for milk.....number..	398	742	40	49	11	14	49	122	42	64
21 beef.....number..	9	24	1	1	1	1	2	12	2	3
22 Other cattle, including calves.....number..	181	485	8	11	4	6	27	54	14	37
23 Sows and gilts.....number..	36	64	5	15			4	6	2	2
24 Other hogs, excl. pigs under 3 mos. old.....number..	212	757	68	170	4	11	14	60	62	142
Truck farms:										
25 Horses and mules, excluding colts.....number..	4,194	10,694	216	313	103	175	394	1,229	179	443
26 Cows and heifers kept mainly for milk.....number..	2,672	6,612	66	78	40	57	259	700	90	167
27 beef.....number..	75	149	1	3	3	3	18	49	3	4
28 Other cattle, including calves.....number..	1,437	4,365	12	13	15	29	168	533	52	131
29 Sows and gilts.....number..	233	633	9	39	1	9	32	66	13	39
30 Other hogs, excl. pigs under 3 mos. old.....number..	1,058	5,532	65	237	6	25	101	517	34	90
Dairy farms:										
31 Horses and mules, excluding colts.....number..	3,724	12,185	7	11	26	49	343	1,449	11	46
32 Cows and heifers kept mainly for milk.....number..	4,650	75,439	7	103	88	1,453	395	7,775	15	208
33 beef.....number..	73	465					12	104		
34 Other cattle, including calves.....number..	4,347	46,110	5	49	58	513	400	5,649	13	174
35 Sows and gilts.....number..	510	1,191	1	1			54	182	2	7
36 Other hogs, excl. pigs under 3 mos. old.....number..	1,321	8,082	2	26	4	10	88	926	3	37
Animal-specialty farms:										
37 Horses and mules, excluding colts.....number..	69	179					13	30	3	3
38 Cows and heifers kept mainly for milk.....number..	66	254					8	28	2	2
39 beef.....number..	6	54					1	6		
40 Other cattle, including calves.....number..	37	446					6	44		
41 Sows and gilts.....number..	45	717					12	211	3	269
42 Other hogs, excl. pigs under 3 mos. old.....number..	37	3,964					12	1,141	4	890
Poultry farms:										
43 Horses and mules, excluding colts.....number..	1,636	2,925	105	118	30	39	60	108	21	31
44 Cows and heifers kept mainly for milk.....number..	1,577	4,194	62	81	27	35	44	89	13	19
45 beef.....number..	65	120	1	1			6	14		
46 Other cattle, including calves.....number..	966	3,255	16	35	10	18	29	81	7	10
47 Sows and gilts.....number..	114	314	5	61	1	4	4	17		
48 Other hogs, excl. pigs under 3 mos. old.....number..	347	1,800	28	280	1	8	6	17		
Self-sufficing farms:										
49 Horses and mules, excluding colts.....number..	580	974	20	23	5	5	41	66	16	25
50 Cows and heifers kept mainly for milk.....number..	529	987	5	5	5	5	25	49	10	11
51 beef.....number..	23	42	4	5			1	2	2	4
52 Other cattle, including calves.....number..	307	695	5	6	3	3	12	25	5	9
53 Sows and gilts.....number..	34	55	1	3			4	5		
54 Other hogs, excl. pigs under 3 mos. old.....number..	165	623	12	53			9	28	4	17
Abnormal and unclassified farms:										
55 Horses and mules, excluding colts.....number..	1,232	3,250	35	48	28	60	117	448	59	116
56 Cows and heifers kept mainly for milk.....number..	1,084	4,616	16	20	35	175	78	299	22	95
57 beef.....number..	31	167					3	35		
58 Other cattle, including calves.....number..	664	3,521	3	3	29	182	49	234	12	56
59 Sows and gilts.....number..	192	6,769	7	144	7	813	12	203	5	76
60 Other hogs, excl. pigs under 3 mos. old.....number..	438	55,656	15	1,149	6	3,056	31	872	22	996
SPECIFIED ITEMS, BY TWO TYPES OF FARMS										
61 Steers, 2 years old and over.....										
62 Ranches.....number..										
63 All other.....number..		561		4		12		14		2
64 Sheep, excluding lambs.....										
65 Ranches.....number..										
66 All other.....number..	348	6,722	3	7	2	14	27	489	2	60
67 All cows milked.....	4,768	80,680	8	106	88	1,569	418	8,768	15	296
68 Of beef or dual-purpose breeding.....	9,390	31,124	241	309	139	365	725	3,028	227	491
69 Dairy.....number..	292	1,966					22	91		
70 All other.....number..	467	1,316	21	26	7	18	52	179	18	36
71 Milk produced.....	4,768	64,305,166	8	85,690	88	1,647,092	418	6,060,059	15	157,462
72 All other.....No. and gals..	9,390	17,467,374	241	145,870	139	218,384	725	1,516,323	227	260,101
73 Dairy.....gallons..		797		808		1,050		691		532
74 All other.....gallons..		561		472		598		501		330
75 Whole milk sold.....		62,062,034		81,630		1,585,463		5,831,723		142,956
76 All other.....gallons..		11,683,316		24,466		107,713		1,192,066		142,840
77 Cream sold as butterfat.....		8,264								
78 All other.....pounds..		15,392						50		
79 Chickens over 3 months old on farms, Apr. 1, 1930.....	4,786	2,613,579	508	286,730	172	108,317	148	54,737	84	47,564
80 All other.....number..	15,843	1,483,077	662	44,785	323	25,978	1,490	103,319	626	28,812
81 Poultry.....dozens..		25,631,106		2,761,299		1,092,253		519,066		480,080
82 All other.....dozens..		10,325,207		302,074		209,499		720,029		211,661
83 Production, per chicken on hand.....		9.3		9.6		10.1		9.5		10.1
84 All other.....dozens..		7.0		6.7		8.1		7.0		7.3

AGRICULTURE—NEW JERSEY

213

COUNTY TABLE IV.—SPECIFIED LIVESTOCK, 1930, AND LIVESTOCK PRODUCTS, 1929, BY TYPE OF FARM—Con.

[See NOTE, bottom of p. 8]

	TYPE OF FARM, BY CLASS OF ANIMALS (See definitions in Introduction)	CAPE MAY		CUMBERLAND		ESSEX		GLOUCESTER		HUDSON		
		Farms reporting	Animals or quantity	Farms reporting	Animals or quantity	Farms reporting	Animals or quantity	Farms reporting	Animals or quantity	Farms reporting	Animals or quantity	
1	General farms:											
2	Horses and mules, excluding colts..... number..	43	73	201	554	13	19	152	381			
3	Cows and heifers kept mainly for milk..... number..	40	72	170	752	7	14	103	501			
4	beef..... number..	1	1	3	7			1	1			
5	Other cattle, including calves..... number..	2	78	122	565	2	2	68	294			
6	Sows and gilts..... number..	2	8	14	50			8	55			
7	Other hogs, excl. pigs under 3 mos. old..... number..	16	112	60	398	1	2	37	600			
8	Cash-grain farms:											
9	Horses and mules, excluding colts..... number..							2	3			
10	Cows and heifers kept mainly for milk..... number..											
11	beef..... number..											
12	Other cattle, including calves..... number..											
13	Sows and gilts..... number..											
14	Other hogs, excl. pigs under 3 mos. old..... number..											
15	Crop-specialty farms:											
16	Horses and mules, excluding colts..... number..	15	28	115	322			87	244			
17	Cows and heifers kept mainly for milk..... number..	12	19	90	395			55	103			
18	beef..... number..			2	3							
19	Other cattle, including calves..... number..	5	13	45	286			32	76			
20	Sows and gilts..... number..			6	21			6	8			
21	Other hogs, excl. pigs under 3 mos. old..... number..	3	9	29	139			25	121			
22	Fruit farms:											
23	Horses and mules, excluding colts..... number..	2	2	54	98	2	3	76	197			
24	Cows and heifers kept mainly for milk..... number..	3	3	37	48	1	1	42	62			
25	beef..... number..											
26	Other cattle, including calves..... number..	3	3	10	15	1	1	19	36			
27	Sows and gilts..... number..			1	2			3	5			
28	Other hogs, excl. pigs under 3 mos. old..... number..	1	1	19	53			6	26			
29	Truck farms:											
30	Horses and mules, excluding colts..... number..	52	108	715	1,706	64	118	979	2,714	3	4	
31	Cows and heifers kept mainly for milk..... number..	28	46	423	1,313	32	43	608	1,278	1	1	
32	beef..... number..			19	47			12	17			
33	Other cattle, including calves..... number..	18	34	267	920	10	18	280	766			
34	Sows and gilts..... number..	4	14	26	97	1	5	58	168			
35	Other hogs, excl. pigs under 3 mos. old..... number..	21	98	164	728	4	9	302	2,023			
36	Dairy farms:											
37	Horses and mules, excluding colts..... number..	24	49	74	255	15	35	63	204			
38	Cows and heifers kept mainly for milk..... number..	36	328	90	1,001	38	1,046	72	944			
39	beef..... number..							2	18			
40	Other cattle, including calves..... number..	32	263	85	803	20	604	66	728			
41	Sows and gilts..... number..	2	3	12	18	1	1	12	22			
42	Other hogs, excl. pigs under 3 mos. old..... number..	10	30	22	148	1	50	17	120			
43	Animal-specialty farms:											
44	Horses and mules, excluding colts..... number..							2	4			
45	Cows and heifers kept mainly for milk..... number..	1	1					1	3			
46	beef..... number..											
47	Other cattle, including calves..... number..	1	1					3	14			
48	Sows and gilts..... number..	3	48									
49	Other hogs, excl. pigs under 3 mos. old..... number..	3	220					3	207			
50	Poultry farms:											
51	Horses and mules, excluding colts..... number..	28	34	155	203	13	22	73	106			
52	Cows and heifers kept mainly for milk..... number..	28	44	83	150	14	32	38	52			
53	beef..... number..	1	1	8	8			2	2			
54	Other cattle, including calves..... number..	9	24	37	107	9	15	15	20			
55	Sows and gilts..... number..			6	42			4	8			
56	Other hogs, excl. pigs under 3 mos. old..... number..	2	10	28	194			11	49			
57	Self-sufficing farms:											
58	Horses and mules, excluding colts..... number..	8	14	27	41	3	5	41	51			
59	Cows and heifers kept mainly for milk..... number..	6	14	12	13	5	16	19	26			
60	beef..... number..							1	1			
61	Other cattle, including calves..... number..	2	4	3	3	2	4	8	20			
62	Sows and gilts..... number..			1	1	1	1	3	4			
63	Other hogs, excl. pigs under 3 mos. old..... number..	2	5	7	29	1	15	10	27			
64	Abnormal and unclassified farms:											
65	Horses and mules, excluding colts..... number..	19	25	45	86	7	19	115	200	1	4	
66	Cows and heifers kept mainly for milk..... number..	11	23	31	172	10	129	55	92	15	22	
67	beef..... number..	2	3	1	1			1	1			
68	Other cattle, including calves..... number..	5	25	16	99	5	130	29	60	2	2	
69	Sows and gilts..... number..	1	7	7	24	2	65	39	1,322	37	3,951	
70	Other hogs, excl. pigs under 3 mos. old..... number..	5	27	12	247	6	283	65	10,664	37	33,146	
71	SPECIFIED ITEMS, BY TWO TYPES OF FARMS											
72	Steers, 2 years old and over.....	Ranches..... number..										
73		All other..... number..		6		25		1		13		
74	Sheep, excluding lambs.....	Ranches..... number..										
75		All other..... number..	2	7	8	225	3	24	8	113		
76	All cows milked.....	Dairy..... number..	37	387	95	1,172	38	1,717	74	1,043		
77		All other..... number..	140	244	886	2,937	73	234	909	2,109	15	99
78		Of beef or dual-purpose breeding..... Dairy..... number..	2	28	3	70	8	35	8	31		
79		All other..... number..	5	6	43	152	5	6	66	127	1	40
80	Milk produced.....	Dairy..... No. and gals.	37	232,139	95	942,733	38	1,619,346	74	865,194		
81		All other..... No. and gals.	140	107,511	886	1,628,305	73	216,732	909	1,003,065	15	79,630
82		Production, per cow..... Dairy..... gallons.		600		804		943		830		
83	All other..... gallons.		441		554		626		462		804	
84	Whole milk sold.....	Dairy..... gallons.		209,904		848,516		1,554,240		823,236		
85		All other..... gallons.		52,284		1,262,271		163,927		551,209		70,730
86	Cream sold as butterfat.....	Dairy..... pounds.				364				4,000		
87		All other..... pounds.				650		360		225		
88	Chickens over 3 months old on farms, Apr. 1, 1930.....	Poultry..... number..	88	54,839	828	574,921	46	26,601	259	128,472		
89		All other..... number..	210	16,907	1,136	81,910	113	9,973	1,548	102,913	33	1,942
90		Production, per chicken on hand..... Poultry..... dozens.		507,964		5,891,796		263,209		1,109,561		16,550
91	All other..... dozens.		124,244		472,976		67,064		596,826			
92	Production, per chicken on hand..... Poultry..... dozens.		9.3		10.2		9.9		8.6			
	All other..... dozens.		7.3		5.8		6.8		5.8		8.5	

COUNTY TABLE IV.—SPECIFIED LIVESTOCK, 1930, AND LIVESTOCK PRODUCTS, 1929, BY TYPE OF FARM—Con.

[See NOTE, bottom of p. 8]

	TYPE OF FARM, BY CLASS OF ANIMALS (See definitions in Introduction)	HUNTERDON		MERCER		MIDDLESEX		MONMOUTH		MORRIS		OCEAN		
		Farms reporting	Animals or quantity	Farms reporting	Animals or quantity	Farms reporting	Animals or quantity	Farms reporting	Animals or quantity	Farms reporting	Animals or quantity	Farms reporting	Animals or quantity	
1	General farms:													
2	Horses and mules, excluding colts..... number	178	450	138	396	98	236	189	561	98	196	50	87	
3	Cows and heifers kept mainly for milk..... number	205	932	136	662	106	343	166	638	115	368	42	82	
4	beef..... number			9	28	2	3	3	9	2	20	2	2	
5	Other cattle, including calves..... number	156	796	95	243	61	177	105	355	90	329	20	49	
6	Sows and gilts..... number	35	67	32	74	11	33	29	109	24	66	2	14	
7	Other hogs, excl. pigs under 3 mos. old..... number	85	444	49	307	32	238	34	263	39	133	17	85	
8	Cash-grain farms:													
9	Horses and mules, excluding colts..... number	15	42	4	11	9	33	8	23					
10	Cows and heifers kept mainly for milk..... number	14	66	3	16	8	14	7	20					
11	beef..... number													
12	Other cattle, including calves..... number	8	37	3	11	3	4	1	2					
13	Sows and gilts..... number					1	3							
14	Other hogs, excl. pigs under 3 mos. old..... number	6	17			3	19	2	7					
15	Crop-specialty farms:													
16	Horses and mules, excluding colts..... number	7	18	153	660	176	689	344	1,604	12	29	9	21	
17	Cows and heifers kept mainly for milk..... number	4	5	142	488	151	369	297	1,099	12	42	6	29	
18	beef..... number			6	12	1	2	5	35	1	2			
19	Other cattle, including calves..... number	3	11	91	263	97	271	200	677	10	18	6	34	
20	Sows and gilts..... number	1	2	33	56	14	26	42	103			1	4	
21	Other hogs, excl. pigs under 3 mos. old..... number	3	12	34	208	39	245	98	846	3	11	2	11	
22	Fruit farms:													
23	Horses and mules, excluding colts..... number	16	47	11	25	32	76	118	322	12	19	9	15	
24	Cows and heifers kept mainly for milk..... number	13	45	11	25	26	40	80	153	14	19	5	8	
25	beef..... number					1	1	1	5			1	1	
26	Other cattle, including calves..... number	5	21	4	10	11	15	49	198	9	14	3	8	
27	Sows and gilts..... number	3	5	2	2			13	24			1	1	
28	Other hogs, excl. pigs under 3 mos. old..... number	7	70	4	11	6	14	28	163	2	3	4	11	
29	Truck farms:													
30	Horses and mules, excluding colts..... number	24	63	63	148	230	540	449	1,021	60	117	37	74	
31	Cows and heifers kept mainly for milk..... number	21	49	46	78	154	230	287	471	49	86	20	35	
32	beef..... number			2	2	1	2	7	7			2	2	
33	Other cattle, including calves..... number	15	40	20	44	75	161	118	206	22	39	10	31	
34	Sows and gilts..... number	4	5	9	24	12	19	25	55	1	3	1	10	
35	Other hogs, excl. pigs under 3 mos. old..... number	9	68	18	113	64	227	75	297	8	25	7	98	
36	Dairy farms:													
37	Horses and mules, excluding colts..... number	722	2,259	197	663	51	178	165	606	204	552	38	112	
38	Cows and heifers kept mainly for milk..... number	873	4,464	233	3,858	87	2,963	186	2,457	290	4,045	49	581	
39	beef..... number	13	62	1	6			1	6	7	18			
40	Other cattle, including calves..... number	813	5,357	227	1,943	75	3,628	171	1,536	262	2,626	47	463	
41	Sows and gilts..... number	114	217	35	84	9	40	18	109	37	74	5	19	
42	Other hogs, excl. pigs under 3 mos. old..... number	325	1,600	51	448	21	128	48	666	62	401	17	126	
43	Animal-specialty farms:													
44	Horses and mules, excluding colts..... number	10	36	6	17	3	7	2	8	9	22			
45	Cows and heifers kept mainly for milk..... number	9	32	6	16	3	7	2	10	9	31			
46	beef..... number	1	5						1		25			
47	Other cattle, including calves..... number	6	62	5	22	2	4	3	60	8	28			
48	Sows and gilts..... number	3	13	3	24	1	3		6		96			
49	Other hogs, excl. pigs under 3 mos. old..... number	4	82	3	81	1	2	1	10	7	620			
50	Poultry farms:													
51	Horses and mules, excluding colts..... number	389	829	95	211	45	72	121	201	60	113	58	76	
52	Cows and heifers kept mainly for milk..... number	442	1,521	90	245	54	90	107	178	78	163	65	102	
53	beef..... number	12	18	4	7			8	16	3	9	5	8	
54	Other cattle, including calves..... number	316	1,128	63	247	25	75	59	122	48	121	39	61	
55	Sows and gilts..... number	43	93	11	20			3	3	4	7	2	2	
56	Other hogs, excl. pigs under 3 mos. old..... number	126	578	15	111	13	61	11	68	11	33	11	59	
57	Self-sufficing farms:													
58	Horses and mules, excluding colts..... number	97	164	33	50	40	76	55	107	52	90	27	48	
59	Cows and heifers kept mainly for milk..... number	124	250	34	50	38	59	44	61	66	131	19	31	
60	beef..... number	1	2	6	6			4	6	1	2	1	5	
61	Other cattle, including calves..... number	74	155	18	46	17	30	20	48	48	120	9	20	
62	Sows and gilts..... number	7	14	4	10	5	2	2	3		5			
63	Other hogs, excl. pigs under 3 mos. old..... number	25	54	6	27	15	70	12	42	15	46	7	26	
64	Abnormal and unclassified farms:													
65	Horses and mules, excluding colts..... number	148	305	82	220	57	156	112	397	102	286	31	48	
66	Cows and heifers kept mainly for milk..... number	173	538	63	250	62	199	86	261	127	663	18	30	
67	beef..... number	3	4	1	8			4	4		8			
68	Other cattle, including calves..... number	91	355	41	341	25	203	54	231	104	573	14	31	
69	Sows and gilts..... number	6	26	10	57	5	62	14	100	13	63	3	50	
70	Other hogs, excl. pigs under 3 mos. old..... number	49	261	16	573	16	401	25	583	31	1,228	11	477	
71	SPECIFIED ITEMS, BY TWO TYPES OF FARMS													
72	Steers, 2 years old and over..... number													
73	Ranches..... number													
74	All other..... number		108		32		14		13		52		4	
75	Sheep, excluding lambs..... number													
76	Ranches..... number	81	1,640	18	300	9	126	26	335	34	500	2	14	
77	All other..... number													
78	All cows milked..... number	891	10,017	241	4,278	90	3,026	195	2,746	301	4,937	50	682	
79	Dairy..... number	976	3,351	535	1,930	588	1,391	1,117	2,948	495	1,695	187	333	
80	Of beef or dual-purpose breeding..... number	73	471	15	153	4	30	8	48	16	59	1	1	
81	All other..... number	63	174	39	110	23	51	25	43	21	44	10	13	
82	Milk produced..... No. and gals.	891	7,452,781	241	3,184,928	90	3,433,759	195	2,003,100	301	3,856,108	50	445,587	
83	All other..... No. and gals.	976	1,850,329	535	1,046,844	588	845,360	1,117	1,575,941	495	682,078	187	143,988	
84	Dairy..... gallons		744		744		1,135		729		781		653	
85	All other..... gallons		552		542		608		535		584		432	
86	Whole milk sold..... Dairy..... gallons		7,168,816		3,104,187		3,175,111		1,925,506		3,685,302		420,680	
87	All other..... gallons		1,221,636		638,295		394,452		926,811		483,800		54,187	
88	Cream sold as butterfat..... Dairy..... pounds						300							
89	All other..... pounds		1,220		3,250		1,995				2,762		100	
90	Chickens over 3 months old on farms, Apr. 1, 1930..... number	677	205,389	161	66,211	143	74,235	334	207,261	187	90,315	259	186,947	
91	All other..... number	1,578	243,042	823	91,877	765	61,327	1,388	110,198	772	74,678	285	28,890	
92	Chicken eggs produced..... Poultry..... dozens		2,434,839		850,554		818,434		2,186,920		754,181		1,763,576	
93	All other..... dozens		1,645,175		668,997		411,144		828,146		537,587		1,67,378	
94	Production, per chicken on hand..... Poultry..... dozens		9.2		9.8		11.0		10.6		8.4		9.4	
95	All other..... dozens		6.8		7.3		6.7		7.5		7.2		5.9	

AGRICULTURE—NEW JERSEY

COUNTY TABLE V.—TYPE OF FARM, BY SIZE, 1930

[See NOTE, bottom of p. 8]

TYPE AND SIZE (See definitions in Introduction)		THE STATE	Atlantic	Bergen	Burlington	Camden	Cape May	Cumberland	Essex	Gloucester	Hudson	Hunterdon
		Number	Number	Number	Number	Number	Number	Number	Number	Number	Number	Number
1	General farms:											
2	Under 3 acres.....	38	3	1	2	3			5	9		1
3	3 to 9 acres.....	212	21	8	24	20	1	11	2	17		4
4	10 to 19 acres.....	288	29	7	26	24	10	32	3	28		8
5	20 to 49 acres.....	646	61	7	53	33	24	84	2	48		34
6	50 to 99 acres.....	841	27	5	89	18	16	72	4	37		98
7	100 to 174 acres.....	666	11	1	92	3	13	40		37		72
8	175 to 259 acres.....	119	3		26	3	7	5		2		7
9	260 to 499 acres.....	52	1		12	2	2	5		1		4
10	500 to 999 acres.....	3			1					1		1
	1,000 to 4,999 acres.....	3			1			1				
11	Cash-grain farms:											
12	10 to 19 acres.....	4			1					2		
13	20 to 49 acres.....	15			2					1		1
14	50 to 99 acres.....	22			3							5
15	100 to 174 acres.....	44			5							10
16	175 to 259 acres.....	13			1							2
17	260 to 499 acres.....	5			1							1
18	500 to 999 acres.....	1										
19	Crop-specialty farms:											
20	3 to 9 acres.....	14					4	2		2		
21	10 to 19 acres.....	49			1	2	2	20		8		1
22	20 to 49 acres.....	216	7		4	6	10	45		34		3
23	50 to 99 acres.....	354	18		5	3	3	48		45		2
24	100 to 174 acres.....	445	3		9	4	3	19		14		4
25	175 to 259 acres.....	101			2		4	8				
26	260 to 499 acres.....	31			1		1	1				
27	500 to 999 acres.....	9						1				
28	1,000 to 4,999 acres.....	2						2				
29	Fruit farms:											
30	Under 3 acres.....	2	1									
31	3 to 9 acres.....	121	44	6	12	26		8	2	2		
32	10 to 19 acres.....	208	93	4	19	86	1	18		6		1
33	20 to 49 acres.....	436	111	12	38	104	1	44	2	26		7
34	50 to 99 acres.....	270	34	4	53	20	3	14	1	41		5
35	100 to 174 acres.....	163	10	2	37	5	1	9		23		6
36	175 to 259 acres.....	48	2		18	3				7		3
37	260 to 499 acres.....	29	2		9	2		2		6		2
38	500 to 999 acres.....	10			3	1		1		2		
39	1,000 to 4,999 acres.....	6	1		2		1	2				
40	Truck farms:											
41	Under 3 acres.....	19	1	5	2			4	2	1		
42	3 to 9 acres.....	473	19	72	18	7	2	91	8	54	15	3
43	10 to 19 acres.....	792	82	55	41	31	9	151	14	116	3	1
44	20 to 49 acres.....	1,706	115	73	130	78	27	281	35	362	2	9
45	50 to 99 acres.....	1,501	28	30	170	73	28	252	15	377		11
46	100 to 174 acres.....	772	11	4	130	21	12	117	1	179		4
47	175 to 259 acres.....	114	3	1	18	2		28		12		2
48	260 to 499 acres.....	49	2		7	1		15		8		
49	500 to 999 acres.....	5			1			2		1		
50	1,000 to 4,999 acres.....	5			1		1	3		1		
51	Dairy farms:											
52	Under 3 acres.....	39		16				1	6	1		
53	3 to 9 acres.....	80	1	28	2	1	1	3	5	3		1
54	10 to 19 acres.....	108	3	15	4	1	7	3	4	3		3
55	20 to 49 acres.....	399	1	20	23	2	9	28	10	10		61
56	50 to 99 acres.....	1,291	1	6	88	5	12	88	6	38		326
57	100 to 174 acres.....	2,043	1	3	206	3	5	16	3	18		417
58	175 to 259 acres.....	581		2	70	3		7	2	5		64
59	260 to 499 acres.....	193		2	21		3	2	1	1		18
60	500 to 999 acres.....	29	1		4				1			
61	1,000 to 4,999 acres.....	5							1			1
62	Animal-specialty farms:											
63	3 to 9 acres.....	2				1						
64	10 to 19 acres.....	12			3	3						1
65	20 to 49 acres.....	18			4	1				1		
66	50 to 99 acres.....	25			3	1				1		5
67	100 to 174 acres.....	29			6					1		4
68	175 to 259 acres.....	11			2			1				1
69	260 to 499 acres.....	3										
70	500 to 999 acres.....	1						1				
71	1,000 to 4,999 acres.....	1										
72	Poultry farms:											
73	Under 3 acres.....	476	47	42	11	8	9	143	9	29		24
74	3 to 9 acres.....	1,404	173	71	38	37	20	374	18	93		82
75	10 to 19 acres.....	981	162	30	27	24	26	190	12	57		84
76	20 to 49 acres.....	975	95	24	39	10	17	107	4	57		173
77	50 to 99 acres.....	675	37	5	21	6	6	26	4	22		216
78	100 to 174 acres.....	306	5	2	12	1	5	7		3		97
79	175 to 259 acres.....	45			2		1			1		6
80	260 to 499 acres.....	14	1				5					1
81	500 to 999 acres.....	1										
82	1,000 to 4,999 acres.....	1										1
83	Self-sufficing farms:											
84	Under 3 acres.....	6						1		2		
85	3 to 9 acres.....	158	27	11	12	8	1	8		27		20
86	10 to 19 acres.....	195	19	5	13	4	5	14	3	22		25
87	20 to 49 acres.....	283	15	5	20	8	5	9		35		50
88	50 to 99 acres.....	232	5	2	10	4	2	7	1	10		56
89	100 to 174 acres.....	102	2		6		2	1		3		27
90	175 to 259 acres.....	14			1							1
91	260 to 499 acres.....	3										
92	500 to 999 acres.....	1										
93	1,000 to 4,999 acres.....	1										
94	Abnormal farms:											
95	Under 3 acres.....	135	11	9	4	3	4	5	7	25	29	4
96	3 to 9 acres.....	539	44	33	43	38	4	22	4	84	14	47
97	10 to 19 acres.....	448	28	23	31	38	9	20	3	77	2	43
98	20 to 49 acres.....	439	19	20	28	15	6	23		70		51
99	50 to 99 acres.....	263	4	8	11	4	3	9	5	16	1	33
100	100 to 174 acres.....	153	3	1	9	1	1	1	1	4		31
101	175 to 259 acres.....	54	2	5	2	1		2				3
102	260 to 499 acres.....	32			2	1			1			2
103	500 to 999 acres.....	14			2	1	2					2
104	1,000 to 4,999 acres.....	9		1	1			1				2

AGRICULTURE—NEW JERSEY

COUNTY TABLE V.—TYPE OF FARM, BY SIZE, 1930—Continued

[See Note, bottom of p. 8]

TYPE AND SIZE (See definitions in Introduction)		Mercer	Middlesex	Monmouth	Morris	Ocean	Passaic	Salem	Somerset	Sussex	Union	Warren
		Number	Number	Number	Number	Number	Number	Number	Number	Number	Number	Number
1	General farms:											
2	Under 3 acres.....	4		3			1	1	1	1	3	6
3	3 to 9 acres.....	7	9	20	12	13	5	4	13	7	8	4
4	10 to 19 acres.....	13	11	18	10	17	5	6	20	3	14	8
5	20 to 49 acres.....	28	42	58	34	20	6	49	29	15	11	31
6	50 to 99 acres.....	79	41	60	40	8	8	127	50	21	2	51
7	100 to 174 acres.....	48	23	56	39	6	3	111	37	1		6
8	175 to 259 acres.....	5	5	13	12			16	7	3		
9	260 to 499 acres.....	2	1	3	5	2	2	4	3			
10	500 to 999 acres.....											
	1,000 to 4,999 acres.....							1				
11	Cash-grain farms:											
12	10 to 19 acres.....	1						2				2
13	20 to 49 acres.....	2		5				2	1			1
14	50 to 99 acres.....		5	5				2	7	8		4
15	100 to 174 acres.....	3	4	3				5				1
16	175 to 259 acres.....	1	2	4				2				
17	260 to 499 acres.....	2		1								
	500 to 999 acres.....		1									
18	Crop-specialty farms:											
19	3 to 9 acres.....		2	1		1		2				
20	10 to 19 acres.....		3	3	1	1						
21	20 to 49 acres.....	14	29	26	4	3		7	2			1
22	50 to 99 acres.....	52	71	103	4	6		27	2			1
23	100 to 174 acres.....	86	79	176	8	1		31	3			5
24	175 to 259 acres.....	15	11	47	1	1		7	3			3
25	260 to 499 acres.....	5	2	8	2	2		1	1			1
26	500 to 999 acres.....		1		1	2		1				
	1,000 to 4,999 acres.....											
27	Fruit farms:											
28	Under 3 acres.....		1					1		1		
29	3 to 9 acres.....		3	11	1	3	1	1		1		2
30	10 to 19 acres.....	2	2	21	3	7	1	1	1		2	2
31	20 to 49 acres.....	6	15	48	8	4	3	3	2	2	2	3
32	50 to 99 acres.....	3	16	48	5	7	3	2	4	2		2
33	100 to 174 acres.....	7	6	35	4	2	1	4	7			
34	175 to 259 acres.....		1	10	1	2		1				
35	260 to 499 acres.....		1	3		1		1		1		
36	500 to 999 acres.....				1	1		1		1		
	1,000 to 4,999 acres.....											
37	Truck farms:											
38	Under 3 acres.....	7	14	49	8	4	24	8	4	1	9	58
39	3 to 9 acres.....	18	28	91	13	11	48	21	4	5	15	33
40	10 to 19 acres.....	30	116	211	34	14	33	102	10	4	22	18
41	20 to 49 acres.....	27	77	142	21	12	5	198	12	6	4	13
42	50 to 99 acres.....	9	25	61	9	6	1	163	5	7		7
43	100 to 174 acres.....	1	5	15	2		1	22				2
44	175 to 259 acres.....	1	2	4				6	1	1		1
45	260 to 499 acres.....							1				
46	500 to 999 acres.....											
	1,000 to 4,999 acres.....											
47	Dairy farms:											
48	Under 3 acres.....	1	3	7	2	4	9	1		1	7	2
49	3 to 9 acres.....	4	7	5	17	11	11	1		4	13	5
50	10 to 19 acres.....	8	17	36	39	13	25	19	29	15	11	23
51	20 to 49 acres.....	92	31	54	72	6	10	108	140	90	5	168
52	50 to 99 acres.....	108	22	70	105	15	5	122	150	375	3	396
53	100 to 174 acres.....	20	4	22	39	7	2	26	32	195		83
54	175 to 259 acres.....	6	3	6	12	5	1	4	8	77	1	22
55	260 to 499 acres.....	1	2	2	8	1		2		6		2
56	500 to 999 acres.....									1		
	1,000 to 4,999 acres.....											
57	Animal-specialty farms:											
58	3 to 9 acres.....	1									1	3
59	10 to 19 acres.....	2	1		3				2	2	1	1
60	20 to 49 acres.....	2	3		3				3	1	1	2
61	50 to 99 acres.....	2		2	3				2	3		6
62	100 to 174 acres.....			1	3					3		
63	175 to 259 acres.....									3		
64	260 to 499 acres.....											
	1,000 to 4,999 acres.....											
65	Poultry farms:											
66	Under 3 acres.....	10	23	18	23	13	11	8	15	7	11	15
67	3 to 9 acres.....	26	39	114	46	71	47	16	72	19	18	30
68	10 to 19 acres.....	20	32	81	28	79	30	14	46	15	7	17
69	20 to 49 acres.....	48	27	90	40	61	11	39	72	29	4	28
70	50 to 99 acres.....	38	20	33	33	35	10	26	83	22	2	39
71	100 to 174 acres.....	19	4	10	16	7	3	8	46	36		25
72	175 to 259 acres.....	2	1	2	4	2	1	1	5	11		6
73	260 to 499 acres.....	1			1	2			1	2		
74	500 to 999 acres.....									1		
	1,000 to 4,999 acres.....											
75	Self-sufficing farms:											
76	Under 3 acres.....	6	2	11	9	7	4	7	10	2	1	5
77	3 to 9 acres.....	13	16	15	7	13	17	4	11	5	2	3
78	10 to 19 acres.....	18	20	24	24	17	2	4	24	2	1	10
79	20 to 49 acres.....	11	11	20	20	10	2	1	22	5		14
80	50 to 99 acres.....	1	4	8	11	2		1	6	16		12
81	100 to 174 acres.....				4				1	5		1
82	175 to 259 acres.....				1							2
	260 to 499 acres.....											
83	Abnormal farms:											
84	Under 3 acres.....	3	3	3	6	1			5	3	1	9
85	3 to 9 acres.....	27	22	30	32	23	6	13	23	10	5	10
86	10 to 19 acres.....	19	22	25	29	17	10	5	32	7	1	7
87	20 to 49 acres.....	22	21	33	46	12	8	10	33	9	3	10
88	50 to 99 acres.....	18	9	31	31	4	4	11	32	12		20
89	100 to 174 acres.....	9	5	9	21	2	2	1	21	12	2	15
90	175 to 259 acres.....	3	1	12	12		1	6	7	2	2	2
91	260 to 499 acres.....	1	1	2	8	1		5	5	2		2
92	500 to 999 acres.....	1	2	1	3	2			1	1		1
	1,000 to 4,999 acres.....			1	3				2			1

COUNTY TABLE VI.—TYPE OF FARM, BY SPECIFIED VALUE OF FARM PRODUCTS SOLD, TRADED, OR USED BY OPERATOR'S FAMILY, 1929. [See Note, bottom of p. 8]

TYPE, BY VALUE OF PRODUCTS (See definitions in Introduction)	THE STATE	Atlantic	Bergen	Burling- ton	Camden	Cape May	Cumber- land	Essex	Gloucester	Hudson	Hunter- don
	Number	Number	Number	Number	Number	Number	Number	Number	Number	Number	Number
General farms:											
Under \$250.....	19		1	5	1	1					3
\$250-\$399.....	78		1	14	5	1	6		2		5
\$400-\$599.....	195	15	3	18	10	11	13	1	10		18
\$600-\$999.....	512	24	11	41	17	20	32	4	10		50
\$1,000-\$1,499.....	537	38	2	46	27	15	52	5	29		45
\$1,500-\$2,499.....	559	34	6	52	23	12	60	3	21		51
\$2,500-\$3,999.....	404	25	4	45	13	6	46	3	29		39
\$4,000-\$5,999.....	261	11	1	37	6	4	27		19		22
\$6,000-\$9,999.....	205	4		42		3	9		27		3
\$10,000-\$19,999.....	84	1		21	4		3		13		1
\$20,000 and over.....	14			5			2		2		1
Cash-grain farms:											
Under \$250.....	1										
\$250-\$399.....	3										
\$400-\$599.....	8			1							
\$600-\$999.....	23			3							6
\$1,000-\$1,499.....	20			1					1		7
\$1,500-\$2,499.....	31			6					1		3
\$2,500-\$3,999.....	9			1							2
\$4,000-\$5,999.....	7			1							1
\$6,000-\$9,999.....	1										
\$10,000-\$19,999.....	1										
\$20,000 and over.....											
Crop-specialty farms:											
Under \$250.....	6			1		1					1
\$250-\$399.....	18		2	1	1	2	3		1		1
\$400-\$599.....	29		2	1		4	2		5		2
\$600-\$999.....	83		4	2	1	5	11		12		3
\$1,000-\$1,499.....	93		13	1	4	6	19		10		3
\$1,500-\$2,499.....	158		18		4	2	33		19		
\$2,500-\$3,999.....	225		13		3	5	29		21		1
\$4,000-\$5,999.....	227		2		4	2	17		20		
\$6,000-\$9,999.....	234		1		6	2	25		9		
\$10,000-\$19,999.....	150			3			6		5		
\$20,000 and over.....	25						2		1		
Fruit farms:											
Under \$250.....	16		2		5				4		
\$250-\$399.....	40	4	2	7	6	1	2	1	3		2
\$400-\$599.....	89	26	1	8	22	1	11	1	1		4
\$600-\$999.....	210	52	5	14	63	3	22	1	7		4
\$1,000-\$1,499.....	190	60	7	9	49		14	1	5		3
\$1,500-\$2,499.....	251	75	3	25	44		21		16		4
\$2,500-\$3,999.....	197	35	4	20	32	1	20	1	23		1
\$4,000-\$5,999.....	117	20	2	27	13	1	5		13		2
\$6,000-\$9,999.....	103	12		25	7		1		17		2
\$10,000-\$19,999.....	96	14	2	35	3				15		2
\$20,000 and over.....	44			21	3		2		9		1
Truck farms:											
Under \$250.....	23	2	1	3	1	3	8		2		
\$250-\$399.....	98	8	2	12	3	3	17	1	24		2
\$400-\$599.....	222	14	8	11	11	3	67	3	40		4
\$600-\$999.....	617	45	18	49	21	12	148	6	106	1	2
\$1,000-\$1,499.....	761	58	23	53	29	13	115	10	147		6
\$1,500-\$2,499.....	1,161	64	45	99	51	25	203	12	160	2	6
\$2,500-\$3,999.....	1,030	41	45	109	39	11	183	13	200	3	6
\$4,000-\$5,999.....	731	21	36	81	36	8	107	13	194	3	3
\$6,000-\$9,999.....	508	4	29	54	17	1	64	9	167	7	1
\$10,000-\$19,999.....	229	2	25	41	5	2	22	5	53	3	
\$20,000 and over.....	51	2	8	5			8	4	12	1	
Dairy farms:											
Under \$250.....	2										2
\$250-\$399.....	14		2	1		1			1		1
\$400-\$599.....	32		1	1		1	2		2		6
\$600-\$999.....	139		4	3	1	5	3	1	1		34
\$1,000-\$1,499.....	285	3	5	9		4	6		2		95
\$1,500-\$2,499.....	757	1	6	34	2	3	19	2	6		213
\$2,500-\$3,999.....	1,134	1	6	75	3	10	16	3	12		293
\$4,000-\$5,999.....	1,048		12	105	2	5	28	7	15		152
\$6,000-\$9,999.....	877	1	17	136	4	7	12	5	25		71
\$10,000-\$19,999.....	367	2	27	47	2	1	9	11	11		14
\$20,000 and over.....	113	2	8	7	1		9				10
Animal-specialty farms:											
\$250-\$399.....	2				1						1
\$400-\$599.....	3										
\$600-\$999.....	18			3		1					2
\$1,000-\$1,499.....	22			3	1				2		1
\$1,500-\$2,499.....	23			7		1					2
\$2,500-\$3,999.....	10			2	1	2					
\$4,000-\$5,999.....	10			2							5
\$6,000-\$9,999.....	9			1	2				1		
\$10,000-\$19,999.....	2										
\$20,000 and over.....	3										
Poultry farms:											
Under \$250.....	37	3	1	2			8		5		4
\$250-\$399.....	100	13	6	6	2	4	13		8		17
\$400-\$599.....	242	22	9	15	4	5	29		19		47
\$600-\$999.....	659	46	14	20	15	10	50	10	51		104
\$1,000-\$1,499.....	755	80	29	28	12	12	87	5	47		130
\$1,500-\$2,499.....	991	101	30	30	19	17	167	15	54		147
\$2,500-\$3,999.....	962	116	36	28	17	19	208	8	42		126
\$4,000-\$5,999.....	594	83	31	12	9	10	134	4	18		67
\$6,000-\$9,999.....	375	40	17	9	6	11	84	3	10		31
\$10,000-\$19,999.....	134	4	3	2	2	1	32	2	7		9
\$20,000 and over.....	28	2	2				5		1		2
Self-sufficing farms:											
Under \$250.....	262	6	14	21	13	3	10	1	58		48
\$250-\$399.....	245	26	2	11	3	3	8		20		55
\$400-\$599.....	217	21	3	15	5	5	4	3	12		32
\$600-\$999.....	208	11	4	14	3	4	11	1	8		29
\$1,000-\$1,499.....	89	4	1	1			7	1			15
\$1,500-\$2,499.....	2										
Abnormal farms:											
Under \$250.....	412	9	47	21	33	4	9	4	91		62
\$250-\$399.....	417	48	12	27	15	6	13	3	45		57
\$400-\$599.....	559	30	21	41	29	7	36	5	72		55
\$600-\$999.....	392	20	8	27	18	10	16	2	35	1	23
\$1,000-\$1,499.....	60	5	3	3			2		7		6
\$1,500-\$2,499.....	57	1	2	5	2	1	1		6		3
\$2,500-\$3,999.....	40	4			1	1		2	7		2
\$4,000-\$5,999.....	37	1	4		1		2		6		1
\$6,000-\$9,999.....	34		4				1		4		2
\$10,000-\$19,999.....	40	1	4	3	1		1	1	2		3
\$20,000 and over.....	38	2	2	4	1		3	2	1		2

AGRICULTURE—NEW JERSEY

COUNTY TABLE VI.—TYPE OF FARM, BY SPECIFIED VALUE OF FARM PRODUCTS SOLD, TRADED, OR USED BY OPERATOR'S FAMILY, 1929—Continued. [See NOTE, bottom of p. 8]

TYPE, BY VALUE OF PRODUCTS (See definitions in Introduction)		Mercer	Middlesex	Monmouth	Morris	Ocean	Passaic	Salem	Somerset	Sussex	Union	Warren
		Number	Number	Number	Number	Number	Number	Number	Number	Number	Number	Number
1	General farms:											
2	Under \$250.	1			1	2		1	1			
3	\$250-\$399.	7	2	8	4	2	1	2	1	3		2
4	\$400-\$599.	13	7	13	13	10	4	6	9	6	2	7
5	\$600-\$999.	26	23	40	34	26	8	20	46	24	7	26
6	\$1,000-\$1,499.	32	34	41	33	11	11	25	37	16	9	29
7	\$1,500-\$2,499.	40	39	33	46	7	3	48	37	5	13	17
8	\$2,500-\$3,999.	36	14	44	8	6	3	04	15	3	2	13
9	\$4,000-\$5,999.	11	9	24	7	3		02	5	3	2	8
10	\$6,000-\$9,999.	10	4	22	5			02	8	2	2	2
11	\$10,000-\$19,999.	1		4	1			20	1	3	1	1
	\$20,000 and over.			2						1		1
12	Cash-grain farms:											
13	Under \$250.									1		
14	\$250-\$399.	1		1					1			
15	\$400-\$599.	1	1	3				1	1			
16	\$600-\$999.	1	2	5				2	1			2
17	\$1,000-\$1,499.	3	2	3					1	2		
18	\$1,500-\$2,499.	4	4	3				4	3			6
19	\$2,500-\$3,999.	1	1					3	1			
20	\$4,000-\$5,999.	1	1	2				1				
21	\$6,000-\$9,999.			1								
22	\$10,000-\$19,999.		1									
23	\$20,000 and over.											
24	Crop-specialty farms:											
25	Under \$250.					1			2			
26	\$250-\$399.		1		2	2		1	1			
27	\$400-\$599.	2	5	2	1	1			1			
28	\$600-\$999.	6	9	10	10	6		2	1			2
29	\$1,000-\$1,499.	10	10	6	3			3	1			4
30	\$1,500-\$2,499.	19	25	25	3	3		4	2			1
31	\$2,500-\$3,999.	40	35	63	1			9	2			
32	\$4,000-\$5,999.	26	47	95				11				1
33	\$6,000-\$9,999.	33	32	99		2		23				2
34	\$10,000-\$19,999.	27	27	62				19				1
35	\$20,000 and over.	9	7	2				4				
36	Fruit farms:											
37	Under \$250.			1		1	2			1		
38	\$250-\$399.	2	1	5	1	2		1				
39	\$400-\$599.	2		8	1	1				1		1
40	\$600-\$999.	2	7	19	4	5		1		1		1
41	\$1,000-\$1,499.	2	3	21	2	6	1	3	2			1
42	\$1,500-\$2,499.	1	8	33	8	6	1	1	1	1		2
43	\$2,500-\$3,999.	3	11	31	5	2	1	2	2	1		2
44	\$4,000-\$5,999.	2	6	15	2	1	1	2	3	1		1
45	\$6,000-\$9,999.	4	5	20		1		3	3		2	1
46	\$10,000-\$19,999.		3	17		1		1	1	2		
47	\$20,000 and over.		1	6		1						
48	Truck farms:											
49	Under \$250.		1	5		1		1				
50	\$250-\$399.	3	1	12	1	4		3	1			1
51	\$400-\$599.	5	5	28	4	3	1	6	2	1		6
52	\$600-\$999.	21	20	74	8	10	9	45	7	1	4	9
53	\$1,000-\$1,499.	16	46	111	16	8	12	59	8	4	11	16
54	\$1,500-\$2,499.	21	77	140	18	13	27	124	7	5	12	44
55	\$2,500-\$3,999.	12	67	91	14	5	20	116	4	7	9	35
56	\$4,000-\$5,999.	8	28	64	12	1	15	76	4	3	3	16
57	\$6,000-\$9,999.	5	18	30	9	2	16	59	3	3	4	6
58	\$10,000-\$19,999.	2	4	15	4		12	29		5		
59	\$20,000 and over.		1	4		1		4		1		
60	Dairy farms:											
61	Under \$250.				1	1	1		4	2		
62	\$250-\$399.	1		4	4			2	4	2	2	3
63	\$400-\$599.	7	3	8	14	1	1	3	21	9		20
64	\$600-\$999.	12	5	14	23	5	2	10	33	17	2	38
65	\$1,000-\$1,499.	44	21	30	48	14	3	24	71	6	6	159
66	\$1,500-\$2,499.	52	12	42	67	10	10	62	99	124	4	233
67	\$2,500-\$3,999.	64	22	50	49	10	6	85	65	213	2	156
68	\$4,000-\$5,999.	45	10	36	51	6	20	61	42	251	7	70
69	\$6,000-\$9,999.	9	9	12	29	2	18	34	15	86	10	19
70	\$10,000-\$19,999.	7	8	2	15	1	7	1	7	13	14	3
71	\$20,000 and over.											
72	Animal-specialty farms:											
73	\$250-\$399.				1				1	1		
74	\$400-\$599.	1	1	1					2	2	3	4
75	\$600-\$999.	1			2				2	2	1	7
76	\$1,000-\$1,499.	3	1	1	6				2			1
77	\$1,500-\$2,499.	1	1	2					1			
78	\$2,500-\$3,999.				1				1	3		
79	\$4,000-\$5,999.				1				1	1		
80	\$6,000-\$9,999.				1				1	1		
81	\$10,000-\$19,999.				1				1	1		
82	\$20,000 and over.									2		
83	Poultry farms:											
84	Under \$250.		1	5		6			2			1
85	\$250-\$399.	5	2	3	1	14	1		4	2		5
86	\$400-\$599.	11	4	18	6	10	8	11	13	5	1	5
87	\$600-\$999.	37	22	42	37	32	17	14	55	25	2	28
88	\$1,000-\$1,499.	24	27	59	40	31	19	20	61	14	13	30
89	\$1,500-\$2,499.	27	26	64	38	48	19	24	74	30	8	46
90	\$2,500-\$3,999.	31	30	62	34	46	16	16	67	25	7	28
91	\$4,000-\$5,999.	13	15	43	14	45	16	11	42	13	4	10
92	\$6,000-\$9,999.	13	13	35	10	27	10	11	19	13	3	10
93	\$10,000-\$19,999.	2	3	17	8	9	6	5	12	5	1	4
94	\$20,000 and over.	1	3	1	3	1	1	1	1	1		
95	Self-sufficing farms:											
96	Under \$250.	6	11	24	2	14	2	5	11	5	2	6
97	\$250-\$399.	14	17	18	6	14	3	5	16	7		16
98	\$400-\$599.	14	14	18	21	10	1		10	10	1	12
99	\$600-\$999.	8	9	15	4	4	2	3	27	10	1	13
100	\$1,000-\$1,499.	8	12	2	23	1			10	3		1
101	\$1,500-\$2,499.			1					1			
102	Abnormal farms:											
103	Under \$250.	20	16	12	12	16	6	13	16	6	1	8
104	\$250-\$399.	25	17	21	25	19	7	9	28	15	2	13
105	\$400-\$599.	16	28	46	60	9	9	8	48	18		22
106	\$600-\$999.	22	18	36	45	13	3	9	43	15	1	27
107	\$1,000-\$1,499.	4		10	2	2	1		6	1		1
108	\$1,500-\$2,499.	3	1	9	9	1	1		8		2	3
109	\$2,500-\$3,999.	1		2	2	1			6			1
110	\$4,000-\$5,999.	2	1	4	4	1			1	1		1
111	\$6,000-\$9,999.	1		3	5				2	2		
112	\$10,000-\$19,999.	2		1	5				2	2		1
113	\$20,000 and over.	1	3	4	4				2	2	2	

COUNTY TABLE VII.—TYPE OF FARM, BY TENURE OF FARM OPERATOR, 1930

[See NOTE, bottom of p. 8]

TYPE, BY TENURE OF OPERATOR (See definitions in Introduction)		THE STATE	Atlantic	Bergen	Burlington	Camden	Cape May	Cumberland	Essex	Gloucester	Hudson	Hunterdon
		Number	Number	Number	Number	Number	Number	Number	Number	Number	Number	Number
1	General farms:											
2	Full owners.....	2,214	133	28	245	86	61	192	13	151		182
3	Part owners.....	144	6	2	17	8	7	12	1	13		6
3	Managers.....	61	3		10	1	1	5	1	3		7
4	Tenants—											
5	Cash.....	192	8	1	35	8	3	8	1	12		17
5	Other.....	257	1		19	3	1	33		17		17
6	Cash-grain farms:											
7	Full owners.....	69			7					3		13
8	Part owners.....	1										
8	Managers.....	9			2							1
9	Tenants—											
10	Cash.....	13			4							2
10	Other.....	12										3
11	Crop-specialty farms:											
12	Full owners.....	859	46		16	11	21	105		86		8
13	Part owners.....	94	7			1	4	17		3		
13	Managers.....	27			2			1		1		
14	Tenants—											
15	Cash.....	69	1		3	1	1	4		7		
15	Other.....	199	1		1	2	1	20		6		2
16	Fruit farms:											
17	Full owners.....	1,117	274	27	144	214	5	79	4	80		17
18	Part owners.....	91	17	1	9	21	2	11	1	9		1
18	Managers.....	61	2		19	1		5		12		4
19	Tenants—											
20	Cash.....	47	4		10	10		1		6		1
20	Other.....	37	1		9	1		2		6		1
21	Truck farms:											
22	Full owners.....	3,903	212	157	327	119	53	720	53	832	7	25
23	Part owners.....	449	31	30	45	37	21	66	12	80	1	
23	Managers.....	72	2	2	8	4		24	1	12		1
24	Tenants—											
25	Cash.....	516	13	41	94	39	5	22	9	98	11	4
25	Other.....	496	3	10	43	14	2	110		89	1	
26	Dairy farms:											
27	Full owners.....	3,153	6	67	257	6	23	64	24	50		645
28	Part owners.....	268	1	8	23	3	8	11	2	11		30
28	Managers.....	162	1	1	11	1		2	3	1		29
29	Tenants—											
30	Cash.....	553		11	80	3	3	1	9	7		83
30	Other.....	632		1	47	2	3	17		5		104
31	Animal-specialty farms:											
32	Full owners.....	83			15	5	3			2		8
33	Part owners.....	2										
33	Managers.....	5			2							1
34	Tenants—											
35	Cash.....	9			1		1			1		2
35	Other.....	3										
36	Poultry farms:											
37	Full owners.....	4,473	487	158	128	83	84	804	37	240		620
38	Part owners.....	70	3	2	6	1	1	12	2	2		10
38	Managers.....	63	2	2	3	1		5	1	5		9
39	Tenants—											
40	Cash.....	197	13	9	9	1	4	18	5	10		32
40	Other.....	75	5	3	4			8	2	5		13
41	Self-sufficing farms:											
42	Full owners.....	925	60	21	52	20	13	38	5	86		166
43	Part owners.....	20			1	2			1	3		5
44	Tenants—											
44	Cash.....	60	7	3	3	2	2	1		7		3
44	Other.....	28	1		6			1		2		5
45	Abnormal and unclassified farms:											
46	Full owners.....	2,768	186	184	102	135	36	131	43	320	38	304
47	Part owners.....	68	5	7	5	1	3	3	4	3		
47	Managers.....	199	5	13	10	2		7	4	13		10
48	Tenants—											
48	Cash.....	403	14	23	48	27	9	13	7	41	16	54
49	Other.....	160	6	1	6	6		14	2	7	2	20

AGRICULTURE—NEW JERSEY

COUNTY TABLE VII.—TYPE OF FARM, BY TENURE OF FARM OPERATOR, 1930—Continued

[See Note, bottom of p. 8]

TYPE, BY TENURE OF OPERATOR (See definitions in Introduction)		Mercer	Middlesex	Monmouth	Morris	Ocean	Passaic	Salem	Somerset	Sussex	Union	Warren
		Number	Number	Number	Number	Number	Number	Number	Number	Number	Number	Number
1	General farms:											
2	Full owners.....	134	102	188	120	58	30	194	119	57	34	84
3	Part owners.....	14	10	5	11	4		14	10	1	1	2
3	Managers.....	2	3	5	8	2			6	2		2
4	Tenants—											
5	Cash.....	18	11	15	9	3		13	16	2	3	9
5	Other.....	18	6	18	4			98	9	4		9
6	Cash-grain farms:											
7	Full owners.....	7	6	14				5	7	1		6
8	Part owners.....		1									
8	Managers.....		3	1				2				
9	Tenants—											
10	Cash.....		1	2					1	2		1
10	Other.....	2	1	1				4				1
11	Crop-specialty farms:											
12	Full owners.....	108	127	242	15	11		46	8			9
13	Part owners.....	20	18	16		3		4	1			
13	Managers.....	2	3	12	3			2	1			
14	Tenants—											
15	Cash.....	12	14	19	3	2		2				
15	Other.....	30	36	75		1		23				2
16	Fruit farms:											
17	Full owners.....	14	39	136	21	23	5	10	10	6	3	6
18	Part owners.....	1	4	11	1			2				
18	Managers.....			8		3	1		4	1		1
19	Tenants—											
20	Cash.....	1	2	9		1					1	1
20	Other.....	2		12	1					1		1
21	Truck farms:											
22	Full owners.....	68	224	453	66	39	81	341	28	20	34	44
23	Part owners.....	7	17	44	6	6	12	19	3	1	10	1
24	Managers.....	1	3	6				7	1			
25	Tenants—											
25	Cash.....	13	18	53	11	1	18	32	3	3	5	23
25	Other.....	4	5	18	4	1	2	123	1		1	65
26	Dairy farms:											
27	Full owners.....	153	65	134	202	33	44	167	251	502	33	427
28	Part owners.....	24	10	10	25	2	4	12	33	22	2	27
29	Managers.....	10	4	12	24		3	2	16	18	1	23
30	Tenants—											
30	Cash.....	27	7	16	38	9	16	17	31	94	11	90
30	Other.....	27	4	23	12	6	1	84	30	132		134
31	Animal-specialty farms:											
32	Full owners.....	5	3	1	11				5	10	3	12
33	Part owners.....			1						1		
34	Managers.....			1						1		
35	Tenants—											
35	Cash.....	2	1								1	
35	Other.....				1				2			
36	Poultry farms:											
37	Full owners.....	143	133	314	158	257	106	103	311	127	39	141
38	Part owners.....	5	4	3	2	2		1	6	1	2	5
39	Managers.....	3	3	8	7	1	3		4	3		3
40	Tenants—											
40	Cash.....	10	4	14	19	9	4	5	15	8	1	7
40	Other.....	3	2	10	5	1		3	4	3		4
41	Self-sufficing farms:											
42	Full owners.....	46	58	70	80	46	8	13	63	32	4	44
43	Part owners.....	1		2		1			4			
44	Tenants—											
44	Cash.....	2	2	2	5	1			6	2		2
44	Other.....	1	3	4		1			2	1		1
45	Abnormal and unclassified farms:											
46	Full owners.....	144	113	176	185	90	59	51	185	58	79	89
47	Part owners.....	2	5	9	5		2		7	2	3	2
48	Managers.....	12	6	21	40	3	4	3	24	10	5	5
49	Tenants—											
49	Cash.....	23	6	19	20	8	8	8	24	17	7	11
49	Other.....	10	9	15	6	2	1	17	7	10	2	17

AGRICULTURE—NEW JERSEY

COUNTY TABLE VIII.—SPECIFIED FARM EXPENDITURES, 1929, BY TYPE OF FARM

[See NOTE, bottom of p. 8]

ITEM AND TYPE (See definitions in Introduction)	THE STATE		ATLANTIC		BERGEN		BURLINGTON		CAMDEN	
	Farms report- ing	Expendi- tures	Farms report- ing	Expendi- tures	Farms report- ing	Expendi- tures	Farms report- ing	Expendi- tures	Farms report- ing	Expendi- tures
	Number	Dollars	Number	Dollars	Number	Dollars	Number	Dollars	Number	Dollars
Feed:										
All types.....	20,970	20,823,368	1,315	1,183,730	644	867,710	1,637	1,396,411	706	355,219
General.....	2,492	1,239,003	142	61,836	26	17,290	294	165,226	94	32,791
Cash-grain.....	49	14,135					7	2,175		
Crop-specialty.....	1,019	432,334	49	13,869	21	7,640	133	9,304	8	2,368
Fruit.....	1,010	356,172	227	70,450			448	64,708	217	62,065
Truck.....	4,539	1,611,590	241	73,675	220	82,613	448	172,274	183	52,275
Dairy.....	4,582	8,604,626	8	22,930	87	397,972	410	691,432	15	40,233
Animal-specialty.....	89	66,565					15	9,715	3	1,866
Poultry.....	4,391	7,099,816	492	875,609	165	270,239	143	169,317	85	120,736
Self-sufficing.....	753	116,159	43	5,937	17	1,559	47	9,227	17	2,550
Abnormal and unclassified.....	1,846	1,287,955	113	39,373	108	90,397	124	103,033	84	40,335
Fertilizer:										
All types.....	16,948	6,563,388	954	264,870	419	217,013	1,493	685,992	651	239,470
General.....	2,374	678,996	130	32,107	20	2,047	279	114,994	96	25,547
Cash-grain.....	71	20,779					7	934		
Crop-specialty.....	1,143	1,058,278	52	25,151			15	14,448	14	5,805
Fruit.....	1,189	518,995	287	81,791	24	5,360	153	105,104	230	87,893
Truck.....	5,044	2,878,533	243	94,088	229	178,975	472	295,779	202	97,346
Dairy.....	3,600	757,210	7	1,183	18	3,810	365	103,243	12	6,113
Animal-specialty.....	44	5,633					10	1,876		
Poultry.....	1,787	201,065	114	10,652	37	6,287	73	6,766	31	4,119
Self-sufficing.....	468	18,199	22	812	8	173	36	1,008	12	300
Abnormal and unclassified.....	1,228	445,630	90	19,086	83	20,361	83	41,840	54	12,347
Labor:										
All types.....	14,648	17,562,491	604	368,591	457	904,720	1,357	2,524,376	497	428,083
General.....	1,790	1,327,280	61	26,942	16	10,325	234	326,206	66	34,280
Cash-grain.....	63	48,925					7	7,463		
Crop-specialty.....	1,020	1,101,491	22	7,095			17	15,299	10	9,191
Fruit.....	976	1,541,307	156	133,903	19	25,769	167	537,524	162	133,370
Truck.....	3,772	4,212,132	113	81,519	191	313,118	398	469,282	166	159,980
Dairy.....	3,690	4,418,562	6	5,541	57	186,330	382	569,581	12	21,227
Animal-specialty.....	57	42,207					13	11,345		
Poultry.....	1,896	855,146	149	50,402	65	39,517	56	23,844	36	18,405
Self-sufficing.....	249	10,637	2	56	7	233	18	2,471	5	250
Abnormal and unclassified.....	1,135	3,994,754	65	59,133	102	329,128	65	563,361	40	51,380

ITEM AND TYPE (See definitions in Introduction)	CAPE MAY		CUMBERLAND		ESSEX		GLOUCESTER		HUDSON	
	Farms report- ing	Expendi- tures	Farms report- ing	Expendi- tures	Farms report- ing	Expendi- tures	Farms report- ing	Expendi- tures	Farms report- ing	Expendi- tures
	Number	Dollars	Number	Dollars	Number	Dollars	Number	Dollars	Number	Dollars
Feed:										
All types.....	312	286,630	2,183	2,215,777	202	517,620	1,814	1,043,965	63	58,281
General.....	63	25,010	213	97,120	13	6,995	160	87,346		
Cash-grain.....							1	500		
Crop-specialty.....	22	5,705	130	64,400	3	650	79	31,089		
Fruit.....	5	1,590	75	21,792			71	16,797		
Truck.....	63	15,747	746	253,097	74	37,579	960	354,583	18	7,542
Dairy.....	36	43,216	92	116,858	36	337,259	71	91,310		
Animal-specialty.....	4	1,406					2	900		
Poultry.....	78	132,399	815	1,590,909	47	75,847	245	375,323		
Self-sufficing.....	12	1,519	31	4,252	5	1,152	51	8,509		
Abnormal and unclassified.....	29	10,038	80	67,349	24	58,138	174	77,608	45	50,719
Fertilizer:										
All types.....	288	50,174	1,709	687,659	148	60,813	1,679	1,029,033	31	16,730
General.....	67	9,635	220	77,212	10	541	169	69,875		
Cash-grain.....							1	50		
Crop-specialty.....	26	5,614	135	107,252			97	54,533		
Fruit.....	6	1,048	94	40,182	1	60	98	70,345		
Truck.....	77	23,565	832	498,009	66	39,046	1,051	780,994	20	10,456
Dairy.....	26	3,820	88	37,701	14	3,053	57	21,647		
Animal-specialty.....	2	280					1	160		
Poultry.....	31	2,992	187	27,236	13	673	81	11,142		
Self-sufficing.....	11	327	27	736	3	31	37	1,692		
Abnormal and unclassified.....	22	2,593	78	99,351	41	17,404	87	9,595	11	6,274
Labor:										
All types.....	199	116,092	1,428	1,439,599	164	488,395	1,305	1,632,829	71	340,968
General.....	35	13,422	153	86,270	8	5,220	124	180,643		
Cash-grain.....							2	1,300		
Crop-specialty.....	21	9,863	88	72,544			78	77,057		
Fruit.....	3	5,900	73	70,378	3	1,600	96	225,994		
Truck.....	57	43,438	684	811,185	55	111,641	785	968,694	20	54,363
Dairy.....	28	20,938	83	59,707	32	175,563	59	72,439		
Animal-specialty.....	1	500					1	400		
Poultry.....	30	19,261	267	130,539	22	20,545	94	49,941		
Self-sufficing.....	3	75	13	716	2	70	9	367		
Abnormal and unclassified.....	11	2,695	60	208,250	42	173,451	57	55,994	51	258,605

COUNTY TABLE VIII.—SPECIFIED FARM EXPENDITURES, 1929, BY TYPE OF FARM—Continued

[See Note, bottom of p. 8]

ITEM AND TYPE (See definitions in Introduction)	HUNTERDON		MERCER		MIDDLESEX		MONMOUTH		MORRIS		OCEAN	
	Farms reporting	Expenditures	Farms reporting	Expenditures	Farms reporting	Expenditures	Farms reporting	Expenditures	Farms reporting	Expenditures	Farms reporting	Expenditures
	Number	Dollars	Number	Dollars	Number	Dollars	Number	Dollars	Number	Dollars	Number	Dollars
Feed:												
All types.....	2,027	2,088,240	935	835,813	861	1,009,096	1,705	1,263,295	995	1,218,058	497	639,335
General.....	200	105,572	159	67,218	109	39,566	176	73,677	135	56,525	55	17,837
Cash-grain.....	8	2,260	5	1,075	9	3,227	5	1,490				
Crop-specialty.....	5	290	152	69,196	158	48,883	259	120,213	18	4,260	12	5,075
Fruit.....	14	6,189	14	5,602	31	8,736	124	65,594	21	5,063	11	3,806
Truck.....	21	9,078	76	22,262	223	72,368	449	138,152	78	37,210	35	8,740
Dairy.....	824	1,192,538	235	418,936	81	570,859	190	224,990	296	602,467	49	74,807
Animal-specialty.....	8	6,810	7	7,500	4	4,200	2	2,139	9	6,170		
Poultry.....	634	642,330	146	170,726	138	182,261	307	551,170	183	284,412	248	507,436
Self-sufficing.....	126	17,822	39	8,963	44	3,003	59	7,718	77	8,701	34	5,323
Abnormal and unclassified.....	187	85,356	102	65,335	64	75,993	104	78,152	175	211,250	53	16,305
Fertilizer:												
All types.....	1,569	190,307	867	385,225	824	414,348	1,656	861,255	614	121,732	319	39,966
General.....	185	21,897	164	44,890	113	30,492	204	65,473	93	11,333	53	6,188
Cash-grain.....	11	1,501	8	2,542	10	6,093	11	3,618				
Crop-specialty.....	4	347	169	205,115	175	177,440	353	366,064	7	714	10	1,587
Fruit.....	18	3,582	16	4,429	40	14,995	147	73,120	20	4,300	16	2,628
Truck.....	23	5,654	85	30,255	259	125,469	526	258,203	75	33,506	44	9,189
Dairy.....	783	109,179	226	61,341	65	23,621	169	59,082	214	35,107	30	6,232
Animal-specialty.....	5	798	5	1,055	4	819	2	55	4	298		
Poultry.....	399	34,363	112	14,718	66	6,959	110	12,886	61	5,613	98	10,629
Self-sufficing.....	73	3,615	30	4,968	40	789	43	1,373	39	1,754	26	877
Abnormal and unclassified.....	68	9,371	72	18,912	52	28,271	91	21,381	101	29,107	33	2,636
Labor:												
All types.....	1,094	595,653	748	774,411	628	1,280,075	1,381	1,665,297	634	1,112,881	301	188,286
General.....	113	42,570	132	99,307	74	33,186	149	124,967	96	49,934	33	11,646
Cash-grain.....	9	1,785	6	5,538	8	13,559	10	7,681				
Crop-specialty.....	4	1,620	157	185,368	168	167,373	338	420,514	15	6,031	11	8,550
Fruit.....	16	26,755	14	14,136	34	34,399	131	207,745	13	11,040	18	44,129
Truck.....	18	7,133	63	38,805	163	114,372	360	327,259	46	44,444	32	19,881
Dairy.....	576	363,014	206	279,256	61	589,479	170	189,231	230	393,059	36	31,206
Animal-specialty.....	5	2,620	6	5,360	1	500	2	2,667	5	2,260		
Poultry.....	269	92,381	91	42,255	55	19,340	131	69,059	76	46,639	129	40,527
Self-sufficing.....	28	1,606	15	727	15	525	23	571	37	2,282	9	505
Abnormal and unclassified.....	56	56,169	58	103,659	49	307,342	67	315,563	116	557,192	33	11,843

ITEM AND TYPE (See definitions in Introduction)	PASSAIC		SALEM		SOMERSET		SUSSEX		UNION		WARREN	
	Farms reporting	Expenditures	Farms reporting	Expenditures	Farms reporting	Expenditures	Farms reporting	Expenditures	Farms reporting	Expenditures	Farms reporting	Expenditures
	Number	Dollars	Number	Dollars	Number	Dollars	Number	Dollars	Number	Dollars	Number	Dollars
Feed:												
All types.....	859	568,639	1,245	956,781	1,086	1,023,936	1,073	2,058,181	190	540,856	1,122	782,875
General.....	29	13,928	299	213,649	142	57,140	58	44,215	31	17,911	91	38,151
Cash-grain.....			6	1,710	3	1,451	1	300			4	950
Crop-specialty.....			68	54,037	5	2,095					8	2,526
Fruit.....	5	1,350	10	4,259	9	3,631	8	1,795	3	1,175	8	3,250
Truck.....	107	46,873	438	173,946	28	8,383	18	5,959	40	24,542	73	14,686
Dairy.....	66	292,956	277	367,261	354	429,983	755	1,746,565	43	393,388	607	548,671
Animal-specialty.....			7	2,051	12	19,570	4	483	4	483	12	3,755
Poultry.....	103	186,842	110	133,285	327	416,102	136	200,506	39	63,768	150	150,602
Self-sufficing.....	7	1,220	9	1,655	62	14,770	29	5,742	3	425	41	6,112
Abnormal and unclassified.....	42	25,370	23	6,979	149	89,330	66	33,529	27	39,194	78	24,172
Fertilizer:												
All types.....	174	72,988	1,279	651,500	844	145,962	481	70,591	164	74,519	786	103,221
General.....	9	362	511	140,070	133	13,843	20	2,279	25	4,707	64	5,504
Cash-grain.....			10	4,150	7	1,351					6	540
Crop-specialty.....			73	90,848	5	905					8	2,455
Fruit.....	5	695	10	5,401	10	6,423	6	1,004	4	1,197	4	453
Truck.....	104	58,915	494	278,606	31	9,952	23	7,266	41	17,400	97	25,560
Dairy.....	20	4,247	270	110,199	319	51,591	379	55,534	11	3,238	520	57,364
Animal-specialty.....			5	527	4	527			1	30	1	24
Poultry.....	6	240	80	18,244	187	20,055	35	2,401	13	2,218	53	2,782
Self-sufficing.....	7	1,220	8	192	41	2,090	2	50	2	85	8	327
Abnormal and unclassified.....	30	8,529	23	3,790	106	39,220	12	1,706	67	45,644	24	8,212
Labor:												
All types.....	221	339,095	1,115	935,604	734	654,972	607	581,772	177	782,665	738	417,937
General.....	14	3,880	268	168,154	105	59,015	34	16,372	20	18,703	55	16,249
Cash-grain.....			8	2,766	6	6,478	2	1,200			5	1,155
Crop-specialty.....			74	106,084	7	7,030					10	7,872
Fruit.....	4	3,220	10	14,627	13	33,292	5	3,400	3	6,200	6	7,925
Truck.....	93	141,538	418	414,526	16	18,468	16	9,750	32	42,165	46	20,571
Dairy.....	44	80,335	255	201,266	271	284,341	637	494,804	32	106,573	513	310,617
Animal-specialty.....			6	3,325	6	3,325	8	11,081	3	1,495	6	654
Poultry.....	32	25,771	69	24,738	177	83,367	70	28,386	18	17,091	60	12,538
Self-sufficing.....	2	80	1	30	83	526	11	526			11	502
Abnormal and unclassified.....	32	84,271	12	3,613	100	178,561	24	16,253	69	590,438	26	39,853