

TABLES FOR GEOGRAPHIC DIVISIONS AND STATES

These tables are prepared from the most recent available data for the years 1957-1960.



FIG. 1.—MAP OF THE UNITED STATES SHOWING GEOGRAPHIC DIVISIONS

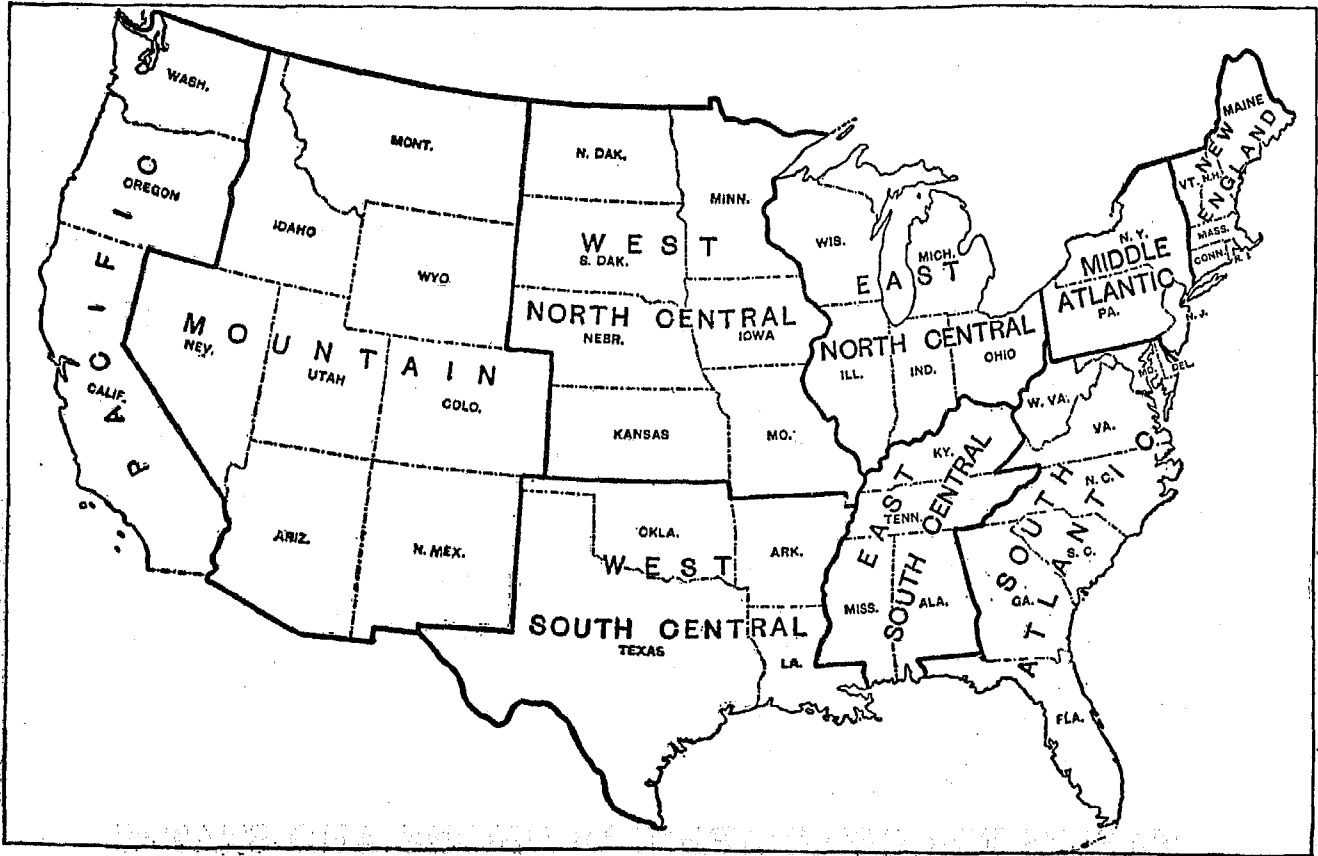


FIG. 2.—TYPE OF FARMING REGIONS, BASED ON DOMINANT NUMBER OF FARMS OF A GIVEN TYPE, 1930

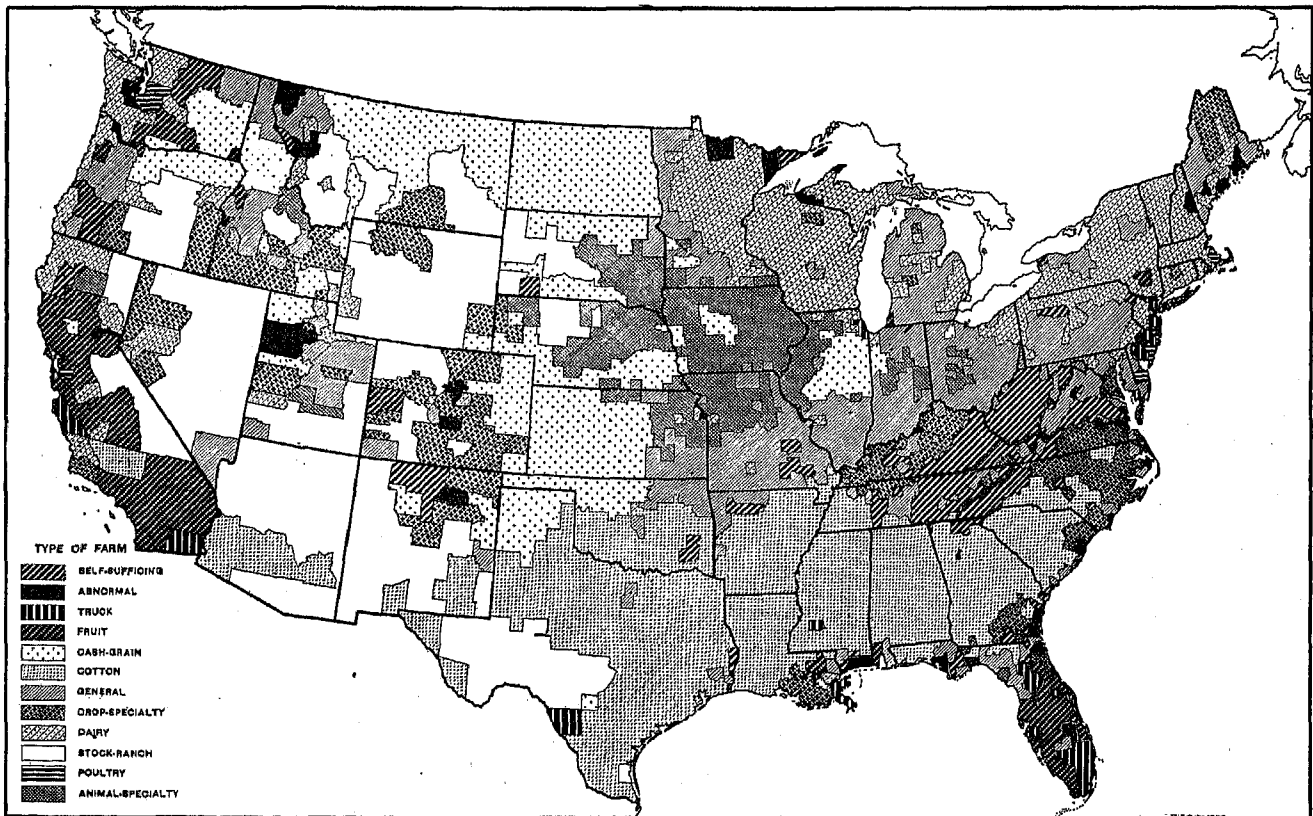


FIG. 3.—VALUE OF FARM PRODUCTS SOLD, TRADED, OR USED BY OPERATOR'S FAMILY

(PRODUCED IN 1929)

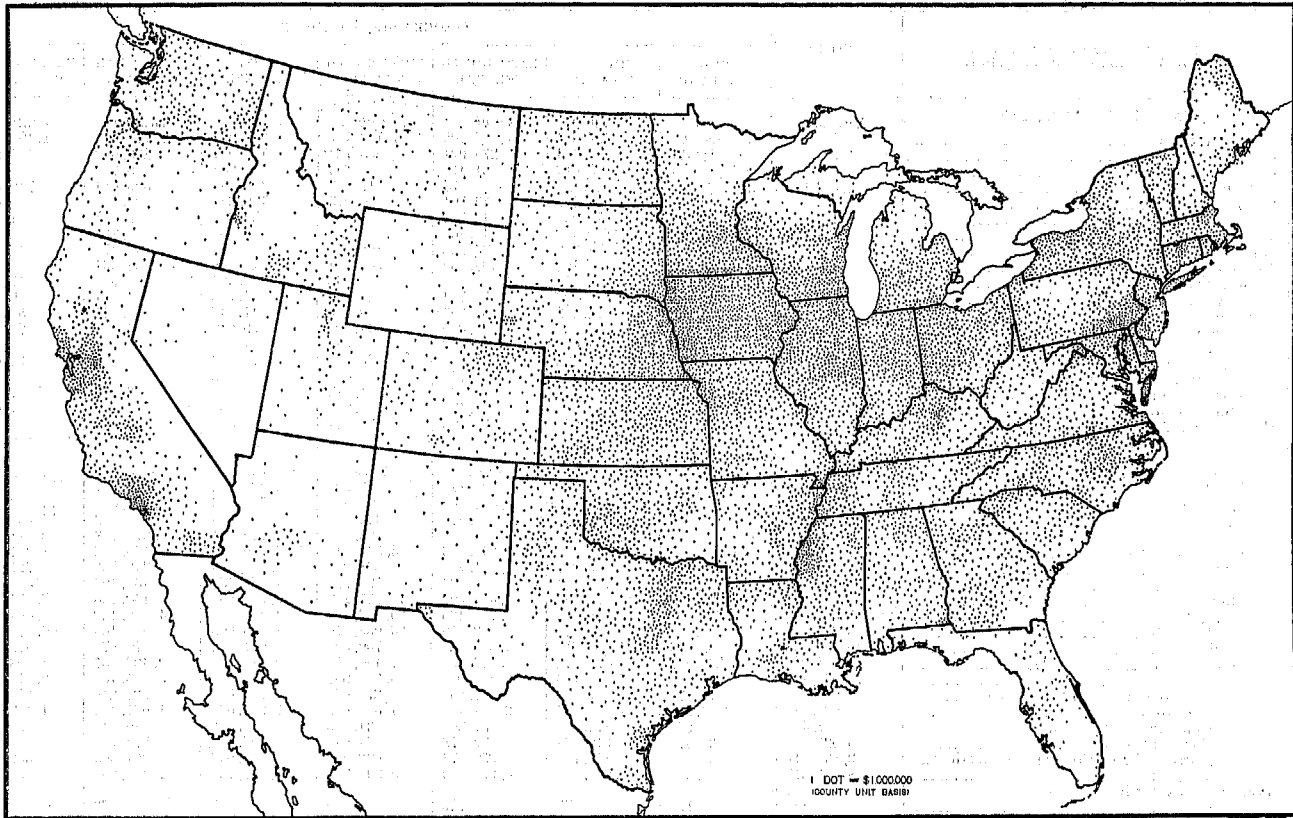
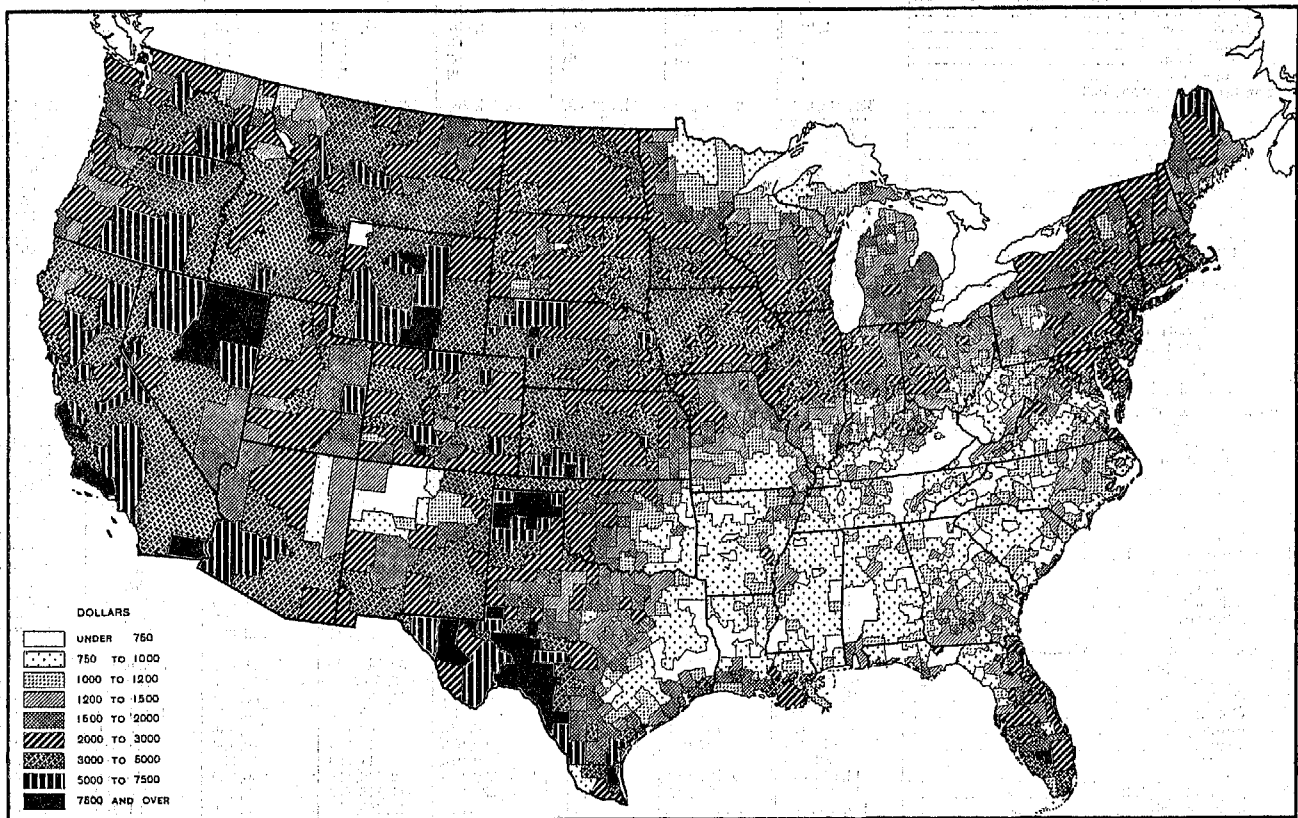


FIG. 4.—AVERAGE VALUE PER FARM OF FARM PRODUCTS SOLD, TRADED, OR USED BY OPERATOR'S FAMILY

(PRODUCED IN 1929)



ITEM AND TYPE OF FARM (See definitions in Introduction)	UNITED STATES	GEOGRAPHIC DIVISIONS						
		NEW ENGLAND	MIDDLE ATLANTIC	EAST NORTH CENTRAL	WEST NORTH CENTRAL	SOUTH ATLANTIC	EAST SOUTH CENTRAL	WEST SOUTH CENTRAL
FARMS, BY TYPE, 1930								
All types.....	Number 6,288,648	Number 124,925	Number 367,603	Number 986,502	Number 1,112,755	Number 1,058,488	Number 1,062,214	Number 1,103,134
General.....	1,044,266	17,177	80,935	275,921	265,723	124,971	122,592	101,631
Cash-grain.....	454,726	31	3,613	84,415	245,869	6,984	6,989	46,443
Cotton.....	1,640,025			75	13,588	368,491	529,684	719,596
Crop-specialty.....	431,379	12,138	18,354	36,791	16,073	186,289	92,581	12,609
Fruit.....	141,418	2,674	11,989	12,540	3,977	22,317	3,085	11,461
Truck.....	84,561	3,216	18,575	14,705	4,318	18,658	7,728	8,902
Dairy.....	604,837	36,822	118,255	235,322	100,088	10,644	16,476	17,168
Animal-specialty.....	479,042	2,053	4,169	109,552	285,984	17,676	24,231	15,257
Stock-ranch.....	71,000		30	42	11,932	2,494	938	17,001
Poultry.....	166,517	10,002	26,323	36,794	31,934	14,790	4,091	9,500
Self-sufficing.....	498,019	11,113	24,322	62,397	49,240	141,547	147,611	52,041
Abnormal.....	394,062	23,161	42,083	69,052	41,228	70,939	53,080	20,290
Institution or country estate.....	5,806	866	1,052	580	1,112		518	320
Part-time.....	339,207	18,259	36,362	63,565	35,627	71,263	47,038	25,609
Boarding and lodging.....	6,201	995	2,133	456	593		273	223
Forest-product.....	20,106	2,387	1,555	1,666	1,613	5,778	3,465	1,475
Horse farm, feed lot, or livestock dealer.....	12,772	614	981	2,171	2,946	1,193	1,786	1,663
Unclassified.....	288,760	3,533	13,955	38,896	30,801	54,668	53,128	62,175
FARM LAND, BY TYPE								
All land in farms, 1930:	Acres 898,771,016	Acres 14,233,197	Acres 35,047,145	Acres 110,891,179	Acres 265,437,907	Acres 86,362,715	Acres 72,817,357	Acres 183,806,846
General.....	144,131,284	2,238,539	8,030,703	31,091,408	48,409,883	14,583,240	12,424,036	13,972,333
Cash-grain.....	159,836,720	4,290	3,030,703	15,143,215	87,324,996	1,180,550	1,450,993	15,957,378
Cotton.....	118,564,093			4,335	723,977	25,119,871	28,973,728	62,511,091
Crop-specialty.....	47,204,623	1,595,612	1,856,373	4,043,539	3,534,045	13,760,602	7,165,492	1,071,052
Fruit.....	10,035,961	324,401	904,209	1,001,277	271,203	1,373,763	212,086	727,973
Truck.....	5,093,996	149,404	734,304	697,235	192,795	2,220,965	413,105	640,700
Dairy.....	83,783,599	5,008,183	10,190,793	28,415,592	16,705,139	2,799,993	2,150,730	2,004,665
Animal-specialty.....	110,093,316	344,409	616,409	18,273,135	69,032,602	4,130,318	4,439,152	4,404,984
Stock-ranch.....	206,774,410		12,215	42,273	1,670,003	1,670,003	668,166	67,502,130
Poultry.....	10,882,737	562,209	1,287,614	2,323,256	2,700,522	971,559	279,873	875,220
Self-sufficing.....	34,631,245	836,412	1,492,278	3,223,262	4,100,155	6,423,906	4,423,507	3,908,457
Abnormal.....	27,577,148	2,047,620	2,452,733	3,409,057	3,081,997	5,557,280	3,385,106	2,111,310
Institution or country estate.....	2,969,772	227,476	322,568	847,696	270,090	734,686	221,248	1,153,253
Part-time.....	15,925,515	1,033,904	1,532,781	2,474,401	1,609,649	2,020,069	1,977,470	1,263,253
Boarding and lodging.....	817,436	92,974	174,900	51,808	31,680	44,862	16,841	26,040
Forest-product.....	5,025,278	590,415	310,804	272,978	278,640	1,628,616	874,782	365,102
Horse farm, feed lot, or livestock dealer.....	2,839,147	102,761	111,730	259,174	882,938	229,047	201,965	352,064
Unclassified.....	28,731,075	275,613	1,051,483	3,223,443	5,392,363	3,517,258	2,414,283	6,752,397
Average acres per farm, 1930:								
All types.....	157	114	98	115	239	82	69	187
General.....	138	130	99	113	182	117	101	137
Cash-grain.....	352	137	117	179	355	169	107	344
Cotton.....	72			58	64	68	55	87
Crop-specialty.....	109	131	101	110	220	74	77	156
Fruit.....	71	121	76	80	68	99	101	64
Truck.....	69	40	53	47	45	74	56	73
Dairy.....	139	148	137	121	157	143	131	155
Animal-specialty.....	230	198	148	167	244	234	183	289
Stock-ranch.....	2,912	407	1,007	1,932	670	712	3,970	
Poultry.....	62	56	49	63	85	66	68	92
Self-sufficing.....	70	75	61	62	85	67	64	73
Abnormal.....	72	88	58	49	75	70	64	72
Crop land harvested, 1929:								
All types.....	869,242,091	3,659,340	14,323,597	56,644,354	138,715,660	27,519,597	26,148,170	58,837,540
General.....	60,934,692	492,961	3,635,925	15,493,293	25,774,151	4,029,143	3,477,333	4,830,610
Cash-grain.....	62,014,943	1,447	248,051	11,238,178	55,775,513	492,871	338,480	9,247,613
Cotton.....	62,730,828			2,247	555,681	11,758,199	13,747,684	35,925,913
Crop-specialty.....	18,570,839	608,361	924,498	1,991,749	1,901,346	4,620,668	2,492,177	948,580
Fruit.....	4,611,935	34,262	617,617	437,661	129,349	835,056	112,730	288,734
Truck.....	2,433,622	64,753	389,665	377,528	104,231	598,555	141,985	257,862
Dairy.....	34,178,665	1,617,408	6,613,792	18,430,208	8,203,672	947,102	550,135	714,346
Animal-specialty.....	53,779,614	72,909	235,316	9,874,465	38,210,168	807,267	1,196,542	1,202,880
Stock-ranch.....	8,631,032	1,162	2,992	3,250,392	106,352	30,599	991,881	
Poultry.....	3,530,145	116,311	492,211	952,435	1,073,523	265,144	67,945	247,944
Self-sufficing.....	7,098,974	175,318	415,646	910,007	1,174,702	1,829,021	2,087,508	384,412
Abnormal.....	5,465,892	387,598	625,289	991,833	846,101	895,124	659,124	446,611
Institution or country estate.....	793,231	43,610	93,100	154,165	112,832	125,209	78,710	65,116
Part-time.....	3,393,910	234,762	407,953	633,251	453,072	568,904	430,392	262,015
Boarding and lodging.....	105,137	18,876	39,255	10,866	6,584	8,083	2,683	2,683
Forest-product.....	510,223	69,004	47,297	47,080	41,585	146,174	92,156	32,417
Horse farm, feed lot, or livestock dealer.....	658,891	21,287	37,684	90,471	230,978	46,709	57,189	84,380
Unclassified.....	4,052,010	45,012	219,425	891,788	1,717,331	296,095	245,419	850,142
Plowable pasture, 1929:								
All types.....	109,150,914	964,532	4,353,415	14,697,899	34,405,973	7,785,772	10,844,764	16,490,673
General.....	19,031,018	128,338	902,295	4,280,647	6,266,002	1,840,805	2,348,289	1,384,620
Cash-grain.....	17,433,492	743	32,673	1,434,193	8,804,839	157,749	110,171	2,642,909
Cotton.....	6,614,673				26,544	877,787	1,859,855	3,797,171
Crop-specialty.....	4,975,904	35,774	174,331	437,122	360,111	536,181	1,782,630	180,402
Fruit.....	891,985	13,603	70,363	88,209	34,758	150,201	31,510	56,171
Truck.....	879,847	10,147	54,406	62,694	19,806	85,053	54,194	48,369
Dairy.....	10,772,181	486,643	2,234,163	3,289,029	1,854,814	551,398	639,890	472,395
Animal-specialty.....	18,642,348	26,354	142,426	3,109,935	11,317,444	934,938	1,335,851	645,776
Stock-ranch.....	17,081,641		8,020	5,582	3,240,650	272,069	239,116	5,691,052
Poultry.....	1,567,461	34,592	148,795	400,643	519,934	122,624	57,283	105,138
Self-sufficing.....	4,499,972	40,180	183,188	489,410	589,222	1,201,383	1,422,012	339,035
Abnormal.....	3,414,129	108,886	271,872	555,200	490,293	655,802	576,908	230,598
Unclassified.....	4,054,313	19,972	130,983	485,772	872,311	206,037	378,062	978,707
Other pasture (excl. woodland), 1929:								
All types.....	269,672,710	2,155,032	4,529,139	9,140,198	50,546,959	4,941,587	3,816,240	70,120,970
General.....	19,163,873	305,305	685,359	2,454,638	6,594,061	1,015,879	790,862	2,221,010
Cash-grain.....	24,529,324	370	19,661	435,834	11,932,985	55,507	27,752	2,307,688
Cotton.....	8,719,505			88	5,168	793,267	1,151,431	6,046,580
Crop-specialty.....	6,374,175	136,924	166,432	290,346	567,608	349,230	415,070	186,900
Fruit.....	844,329	22,008	43,462	60,646	14,331	76,104	11,512	52,946
Truck.....	382,885	9,974	31,806	39,910	11,693	48,935	25,719	100,580
Dairy.....	13,670,648	1,224,812	2,891,416	3,180,606	2,119,206	260,339	210,366	633,513
Animal-specialty.....	18,082,278	60,016	67,573	1,534,902	11,115,894	562,193	349,160	1,186,838
Stock-ranch.....	161,278,181	719	719	6,309	15,466,232	378,860	91,169	54,002,415
Poultry.....	1,334,881	57,857	122,342	198,800	298,466	68,117	17,482	176,950
Self-sufficing.....	3,041,722	93,247	144,070	329,850	615,744	787,927	400,545	368,618
Abnormal.....	4,833,758	214,497	252,095	340,900	602,493	388,283	148,625	321,763
Unclassified.....	6,822,171	29,963	104,204	267,321	1,123,058	206,921	104,547	1,925,151

AGRICULTURE—UNITED STATES SUMMARY, BY TYPE OF FARM

1929, BY TYPE OF FARM, BY DIVISIONS AND STATES

bottom of p. 8]

GEOGRAPHIC DIVISIONS—Con.		NEW ENGLAND DIVISION						MIDDLE ATLANTIC DIVISION			
MOUNTAIN	PACIFIC	MAINE	NEW HAMPSHIRE	VERMONT	MASSACHUSETTS	RHODE ISLAND	CONNECTICUT	NEW YORK	NEW JERSEY	PENNSYLVANIA	
Number	Number	Number	Number	Number	Number	Number	Number	Number	Number	Number	
241,314	261,733	39,006	14,908	24,898	28,598	3,322	17,185	159,806	28,378	172,419	1
34,007	21,309	7,570	2,223	2,630	2,690	383	1,069	27,108	2,808	50,959	2
42,664	17,718	16			10			449	107	3,057	3
5,620	2,971										4
40,842	15,042	7,055	470	851	1,232	85	1,579	9,181	1,248	7,976	5
5,189	68,186	886	275	132	1,185	79	317	8,454	1,853	2,182	6
4,530	8,929	355	138	105	1,798	174	615	5,933	5,436	2,206	7
10,010	36,052	6,596	4,332	14,425	7,732	1,183	5,504	68,106	4,769	45,880	8
14,984	5,136	688	275	400	350	48		958	108	3,103	9
30,106	8,457										10
5,032	27,437	2,073	1,022	450	3,306	463	2,028	9,403	4,878	11,982	11
10,487	9,311	4,049	1,818	1,400	1,705	340	1,681	7,226	1,023	10,073	12
10,213	27,046	8,031	3,337	3,007	4,372	458	2,966	16,730	2,066	23,287	13
226	248	33	42	31	351	31	294	467	168	417	14
17,071	24,373	6,397	2,434	3,388	3,445	370	2,325	13,522	1,623	21,217	15
366	390	203	248	157	158	5					16
692	1,475	1,107	469	310	293	36	104	1,588	34	456	17
858	560	199	103	100	125	16	71	461	31	827	18
11,780	13,825	942	410	387	1,030	169	610	6,248	1,522	6,185	19
Acres	Acres	Acres	Acres	Acres	Acres	Acres	Acres	Acres	Acres	Acres	
157,450,133	60,525,037	4,839,939	1,960,061	3,898,097	2,005,481	278,361	1,502,279	17,979,893	1,758,027	16,309,485	20
10,141,564	3,284,472	1,029,060	346,380	433,248	245,546	32,094	151,355	2,872,889	210,300	4,941,514	21
20,466,048	12,593,234	1,624			2,036			44,687	19,477	354,782	22
670,749	490,492										23
10,585,041	2,692,820	1,158,280	76,801	136,089	98,318	3,702	122,022	1,034,050	181,821	660,400	24
282,065	3,986,634	118,995	42,320	20,741	105,109	8,642	28,594	95,200	93,202	180,040	25
286,543	592,007	33,440	8,693	4,450	6,245	29,450	29,450	297,323	319,682	107,200	26
3,615,731	5,336,703	804,545	720,641	2,067,604	843,108	118,592	682,710	10,224,456	682,258	5,384,054	27
6,321,534	1,595,972	116,291	50,791	80,643	43,950	8,887	20,841	151,725	13,372	45,312	28
89,294,168	24,632,008										29
516,062	865,135	157,416	116,652	32,020	118,844	30,313	107,045	546,038	151,165	600,411	30
1,490,296	688,672	321,058	160,672	112,025	123,219	10,928	90,510	404,984	44,613	982,681	31
3,572,860	1,062,135	759,146	391,618	348,775	305,647	38,874	203,560	1,179,423	104,818	1,168,542	32
200,653	333,318	18,480	44,512	24,640	83,038	7,097	49,709	43,237	43,237	107,692	33
2,200,560	1,023,333	399,680	167,614	107,070	143,661	18,072	107,897	652,089	47,234	833,458	34
318,156	56,468	23,858	31,080	12,911	11,780	466	12,800	141,229	4,064	20,607	35
311,994	391,947	286,050	124,760	93,180	54,012	10,718	21,688	155,805	4,180	150,810	36
451,407	157,071	31,078	23,672	20,965	13,156	2,523	11,367	58,061	6,103	40,906	37
4,207,572	1,898,363	80,068	36,903	51,404	40,882	11,184	47,202	520,025	85,319	440,139	38
652	231	119	131	156	78	84	87	119	69	89	39
298	154	138	150	105	91	86	91	108	75	97	40
620	711	108			165			122	126	116	41
119	167										42
250	172	145	160	100	80	106	78	113	106	87	43
54	58	173	154	157	89	109	90	75	70	83	44
63	66	87	63	42	37	36	48	50	50	40	45
226	148	131	168	185	108	100	124	150	122	110	46
422	811	169	185	195	138	185	132	168	124	145	47
2,066	2,901									407	48
87	32	76	72	71	35	65	53	68	31	40	49
143	74	70	88	77	70	59	64	70	64	61	50
186	73	95	117	87	70	85	69	70	51	50	51
23,279,028	13,114,805	1,304,014	380,105	1,073,893	474,167	55,214	372,147	6,958,998	776,954	6,587,707	52
2,429,133	771,670	240,872	61,722	100,014	50,923	6,314	33,116	1,216,407	109,458	2,810,000	53
9,693,889	5,078,901	696			751			28,232	7,094	212,725	54
418,124	327,980										55
3,791,212	1,292,248	474,300	17,088	37,135	33,024	1,233	45,491	486,653	80,855	356,090	56
122,967	2,033,550	25,957	8,971	7,624	28,870	2,300	10,581	370,105	46,483	100,930	57
134,701	404,342	10,730	2,402	1,624	26,303	2,164	11,530	106,406	171,443	51,726	58
827,264	1,269,738	245,374	161,068	786,552	216,101	28,703	170,610	3,028,956	267,300	2,422,446	59
1,764,123	355,935	27,905	9,038	20,546	8,411	1,094	5,915	49,428	3,357	182,633	60
3,369,259	877,805									1,162	61
106,832	208,300	37,924	22,573	7,674	23,174	3,720	21,246	193,552	47,452	251,207	62
152,873	69,487	74,683	30,706	27,053	21,730	2,652	12,292	10,430	10,430	282,924	63
337,829	277,383	150,304	62,058	76,684	56,740	5,458	36,044	286,655	23,916	314,718	64
32,454	95,978	3,316	5,350	5,489	17,200	2,184	10,011	39,503	11,385	42,152	65
215,976	137,525	98,755	33,425	52,016	28,417	2,363	10,706	175,915	9,745	222,293	66
11,264	3,874	5,580	5,670	3,084	2,106	48	2,438	32,108	876	6,271	67
13,709	20,741	35,431	13,674	11,198	6,005	551	2,215	20,567	329	26,411	68
64,426	19,267	7,222	4,130	4,897	2,772	322	1,944	18,512	1,581	17,591	69
236,322	147,476	15,179	4,419	8,837	8,131	1,576	9,870	110,072	13,076	91,277	70
15,217,230	4,470,066	259,265	106,355	274,179	181,685	35,205	127,843	2,375,854	197,866	1,779,305	71
1,592,951	287,111	53,723	15,805	24,024	16,378	5,164	12,344	354,300	22,756	525,179	72
3,705,785	544,680	143			600			4,682	1,413	26,678	73
40,353	15,609										74
1,239,698	100,657	58,064	4,240	7,101	6,321	382	8,766	111,841	8,494	53,096	75
14,200	232,445	5,120	1,428	1,830	3,452	490	1,565	57,007	3,374	6,682	76
11,954	29,128	2,472	630	281	4,332	514	1,918	25,732	19,047	6,677	77
503,684	746,206	63,481	49,125	206,012	86,028	17,394	64,003	1,471,859	105,463	656,841	78
980,678	200,048	8,116	2,709	6,751	4,406	1,470	2,809	26,495	1,692	114,239	79
5,892,046	1,704,103									8,020	80
63,062	106,390	7,453	5,546	2,359	9,189	2,323	7,222	72,504	14,723	61,508	81
181,505	54,028	17,723	7,912	6,665	7,162	2,139	7,579	55,021	5,020	123,147	82
323,755	171,345	37,324	16,657	15,003	19,240	3,725	16,937	126,427	9,554	135,901	83
677,563	217,416	4,737	2,213	3,253	4,574	1,095	4,100	69,816	6,320	54,847	84
99,336,383	25,087,222	499,461	249,871	899,742	246,684	27,373	231,901	2,974,860	95,176	1,459,114	85
4,259,205	837,497	135,047	36,440	81,550	28,086	3,595	19,087	317,129	10,118	358,112	86
7,402,781	2,346,737	95			284			3,604	387	15,870	87
78,372	44,590										88
3,648,185	618,480	78,076	8,334	28,082	9,520	487	12,425	112,423	2,843	51,166	89
56,211	507,049	7,808	3,973	1,910	5,694						

STATE TABLE I.—FARMS AND FARM ACREAGE, 1930 AND 1929,

[See NOTE,

ITEM AND TYPE OF FARM (See definitions in Introduction)	EAST NORTH CENTRAL DIVISION					WEST NORTH CENTRAL DIVISION		
	OHIO	INDIANA	ILLINOIS	MICHIGAN	WISCONSIN	MINNESOTA	IOWA	MISSOURI
FARMS, BY TYPE, 1930								
All types.....	Number 219,298	Number 181,570	Number 214,497	Number 189,372	Number 181,787	Number 185,255	Number 214,928	Number 255,940
General.....	70,540	62,775	55,697	55,932	21,377	53,144	41,720	80,114
Cash-grain.....	13,512	15,958	52,475	2,005	465	10,108	34,133	13,750
Cotton.....			75					13,526
Crop-specialty.....	6,778	3,944	2,173	16,620	7,269	6,320	520	1,991
Fruit.....	2,719	990	2,224	6,127	480	489	426	2,198
Truck.....	3,880	3,050	3,017	3,592	1,196	1,043	943	1,855
Dairy.....	20,770	17,303	22,263	40,679	125,301	65,401	12,603	14,286
Animal-specialty.....	20,993	34,318	36,153	7,101	4,927	21,576	101,898	56,895
Stock-ranch.....	10	3	3	15	5	4	3	
Poultry.....	10,839	8,080	9,801	6,127	1,947	2,323	4,435	16,642
Self-sufficing.....	14,476	11,331	12,270	8,949	5,371	6,804	5,520	25,999
Abnormal.....	20,404	15,396	10,477	14,445	8,390	7,787	6,458	15,999
Institution or country estate.....	270	123	172	165	148	108	126	140
Part-time.....	19,009	14,358	9,669	13,220	7,309	6,487	5,588	13,530
Boarding and lodging.....	109	100	68	270	105	216	83	125
Forest-product.....	415	283	152	391	425	795	75	652
Horse farm, feed lot, or livestock dealer.....	541	552	410	399	283	212	636	652
Unclassified.....	10,363	8,42	7,864	7,730	4,499	4,756	5,954	13,475
FARM LAND, BY TYPE								
All land in farms, 1930:	Acres	Acres	Acres	Acres	Acres	Acres	Acres	Acres
All types.....	21,514,059	19,898,875	30,695,939	17,118,951	21,874,155	30,913,967	34,019,332	33,743,019
General.....	8,170,983	6,829,951	7,106,204	6,180,430	2,707,831	9,844,302	5,582,684	10,862,617
Cash-grain.....	1,800,542	2,711,687	10,265,407	237,036	68,563	4,060,130	6,387,678	2,187,244
Cotton.....			4,385					729,952
Crop-specialty.....	611,715	372,417	329,534	1,874,344	855,576	1,047,537	69,325	260,384
Fruit.....	188,290	85,305	243,052	422,464	62,160	13,384	14,482	152,303
Truck.....	166,707	179,447	145,707	134,485	70,939	47,085	46,560	62,297
Dairy.....	3,146,755	1,879,955	3,041,601	4,728,908	15,616,253	9,928,928	1,721,404	1,842,083
Animal-specialty.....	4,126,325	5,103,661	6,847,314	1,192,936	1,007,869	4,694,512	18,746,370	11,782,942
Stock-ranch.....	6,979	965	3,229	28,901	2,204	3,913	505	
Poultry.....	621,638	622,494	734,055	339,649	104,520	155,669	250,304	1,547,701
Self-sufficing.....	801,113	697,139	781,806	557,471	325,733	300,758	300,217	2,201,520
Abnormal.....	958,561	655,179	442,952	842,625	506,740	544,982	260,654	884,721
Institution or country estate.....	89,352	45,962	66,922	84,741	60,219	53,728	61,960	46,640
Part-time.....	725,611	507,395	298,345	616,026	327,024	333,540	102,156	610,540
Boarding and lodging.....	7,239	3,573	3,642	22,603	14,751	14,904	410	10,854
Forest-product.....	77,840	44,220	23,151	66,991	60,576	112,780	11,072	122,895
Horse farm, feed lot, or livestock dealer.....	55,019	53,829	50,892	52,204	44,170	30,036	85,056	93,792
Unclassified.....	794,442	650,495	749,133	573,630	455,737	613,187	640,050	1,205,816
Average acres per farm, 1930:								
All types.....	98	108	143	101	120	187	158	132
General.....	103	109	128	111	127	176	134	134
Cash-grain.....	138	170	196	118	147	252	187	159
Cotton.....			58					54
Crop-specialty.....	90	94	151	113	118	106	132	131
Fruit.....	69	86	109	69	130	27	34	83
Truck.....	43	59	48	38	59	45	46	46
Dairy.....	106	109	137	116	125	152	137	129
Animal-specialty.....	153	149	189	167	205	218	184	208
Stock-ranch.....	436	322	1,076	1,927	441	978	108	
Poultry.....	57	65	75	55	54	67	56	93
Self-sufficing.....	59	62	64	62	61	73	52	85
Abnormal.....	47	43	42	58	61	70	40	59
Crop land harvested, 1929:								
All types.....	10,115,662	10,213,813	18,958,337	7,738,221	9,618,331	18,445,308	22,276,868	13,175,947
General.....	4,003,696	3,500,712	3,861,483	2,965,747	1,160,625	5,708,647	3,615,330	4,235,305
Cash-grain.....	1,237,063	1,863,457	7,948,697	135,173	33,818	3,019,371	4,882,764	1,270,154
Cotton.....			2,247					552,602
Crop-specialty.....	249,104	109,031	201,319	986,247	378,988	509,429	48,276	136,666
Fruit.....	82,585	37,290	122,429	230,388	15,022	6,474	8,149	76,143
Truck.....	85,435	92,180	98,081	67,092	39,760	29,303	28,353	26,019
Dairy.....	1,400,404	934,634	1,779,159	2,170,466	7,145,045	5,176,979	1,009,716	629,907
Animal-specialty.....	2,110,365	2,871,078	3,911,317	524,426	457,254	3,214,000	11,954,690	4,707,632
Stock-ranch.....	786	45	175	1,879	107	151		
Poultry.....	244,423	197,978	324,635	140,651	86,400	69,631	131,711	527,887
Self-sufficing.....	213,617	185,044	261,658	161,397	83,361	137,798	107,527	565,357
Abnormal.....	254,482	197,051	168,256	231,705	140,299	135,407	116,801	205,662
Institution or country estate.....	36,645	23,725	30,361	27,066	27,368	19,555	29,677	15,017
Part-time.....	184,581	142,446	100,380	171,318	84,517	84,034	43,694	144,161
Boarding and lodging.....	2,040	1,177	928	4,159	2,562	2,967	142	1,808
Forest-product.....	11,560	9,276	5,410	11,830	8,995	13,700	3,237	19,154
Horse farm, feed lot, or livestock dealer.....	19,666	20,427	22,208	17,323	16,857	15,101	40,141	25,522
Unclassified.....	213,629	164,210	283,797	103,100	127,052	267,966	342,461	234,613
Plowable pasture, 1929:								
All types.....	3,782,605	2,810,184	4,091,718	2,083,766	1,899,616	2,249,203	4,981,837	7,017,863
General.....	1,408,655	925,899	1,036,307	715,515	109,301	694,016	750,452	1,900,464
Cash-grain.....	200,863	252,022	954,150	22,760	4,398	277,747	635,264	263,360
Cotton.....			354					26,272
Crop-specialty.....	109,227	43,624	41,570	173,917	68,784	58,035	7,161	36,581
Fruit.....	22,129	7,348	22,119	33,766	2,937	941	1,528	27,127
Truck.....	16,019	17,455	10,081	12,901	5,638	3,280	3,764	7,985
Dairy.....	527,189	316,820	446,559	618,406	1,380,055	602,277	242,953	466,734
Animal-specialty.....	844,803	847,493	1,096,101	192,636	128,902	445,061	3,076,034	3,134,312
Stock-ranch.....	2,201	170	237	1,755	1,218	1,403	134	
Poultry.....	118,936	88,432	149,577	44,916	7,782	11,530	47,534	346,098
Self-sufficing.....	169,898	96,306	138,668	65,627	18,625	20,968	53,861	332,213
Abnormal.....	191,704	112,662	86,399	106,804	37,631	24,258	62,351	182,843
Unclassified.....	155,386	101,083	109,566	74,762	44,045	49,877	110,771	224,065
Other pasture (excl. woodland), 1929:								
All types.....	2,421,236	1,312,383	1,505,497	1,418,062	2,483,050	2,342,444	2,567,673	2,017,431
General.....	860,688	478,920	509,919	264,826	436,826	691,275	667,282	667,890
Cash-grain.....	85,627	89,368	244,543	11,698	4,598	181,264	285,382	78,858
Cotton.....			88					4,020
Crop-specialty.....	65,971	36,928	7,230	115,162	65,055	46,888	4,967	12,616
Fruit.....	21,803	4,937	11,024	20,346	2,536	1,000	912	8,977
Truck.....	16,146	8,516	3,318	7,328	4,602	2,066	2,978	1,966
Dairy.....	479,231	164,746	227,128	443,641	1,865,860	932,930	104,365	133,878
Animal-specialty.....	433,205	305,999	523,964	130,210	141,524	306,472	1,494,554	748,058
Stock-ranch.....	2,689	65	1,723	1,769	63	63	116	
Poultry.....	84,721	47,800	29,151	27,520	9,608	11,872	22,408	107,787
Self-sufficing.....	143,299	69,732	44,432	43,889	31,498	30,661	30,259	126,805
Abnormal.....	140,221	80,478	28,666	65,428	46,107	30,934	27,447	54,983
Unclassified.....	87,635	47,874	43,897	41,142	46,773	46,226	58,004	71,003

AGRICULTURE—UNITED STATES SUMMARY, BY TYPE OF FARM

BY TYPE OF FARM, BY DIVISIONS AND STATES—Continued

bottom of p. 8]

WEST NORTH CENTRAL DIVISION—Continued				SOUTH ATLANTIC DIVISION									
NORTH DAKOTA	SOUTH DAKOTA	NEBRASKA	KANSAS	DELA-WARE	MARYLAND	DIST. OF COLUMBIA	VIRGINIA	WEST VIRGINIA	NORTH CAROLINA	SOUTH CAROLINA	GEORGIA	FLORIDA	
Number	Number	Number	Number	Number	Number	Number	Number	Number	Number	Number	Number	Number	Number
77,975	83,187	129,458	168,042	9,707	43,203	104	170,610	82,641	279,708	187,981	255,598	58,966	1
12,159	16,969	22,740	38,077	2,950	11,201	2	34,300	26,956	7,630	26,956	10,724	8,503	2
54,857	25,868	43,304	57,789	416	2,125		1,868	458	1,058	626	300	134	3
1,100	1,261	3,228	1,047	421	5,489		3,458	1,445	77,116	109,900	172,395	5,022	4
1	0	108	056	561	1,137		2,710	992	103,813	16,085	19,577	3,710	5
190	69	309	570	807	3,891	48	2,301	251	1,655	108	1,487	13,031	6
2,190	2,435	2,535	6,038	600	5,652		3,357	2,822	1,226	1,100	2,170	6,714	7
3,547	23,734	44,433	34,101	37	5,577		6,497	5,116	2,525	1,052	2,618	952	8
954	5,818	2,594	2,559				418	21	1,985	404	1,428	1,032	9
184	495	1,420	6,479	1,907	2,941	5	4,181	1,685	418	127	80	375	10
748	2,244	2,534	5,582	976	3,747	3	44,149	32,622	1,080	300	722	1,788	11
949	1,433	2,761	6,741	630	4,965	25	24,479	14,991	34,422	6,078	12,762	0,183	12
18	43	57	94	45	230	19	309	81	15,713	5,034	8,205	4,097	13
857	1,153	2,033	5,970	552	4,439	6	21,953	13,712	146	146	62	169	14
3	21	20	33	11	58		141	104	13,820	5,302	6,758	4,721	15
37	52	12	20	15	160		1,610	811	130	53	75	104	16
34	164	633	615	7	78		466	283	1,430	469	1,108	160	17
1,317	2,822	3,336	5,141	487	1,478	21	7,128	4,120	178	48	105	28	18
									12,032	7,547	17,130	4,725	19
Acres	Acres	Acres	Acres	Acres	Acres	Acres	Acres	Acres	Acres	Acres	Acres	Acres	Acres
38,657,894	36,470,083	44,708,585	48,975,947	900,815	4,374,898	3,071	16,728,620	8,802,348	18,056,103	10,368,113	22,078,630	5,026,617	20
4,527,977	5,385,871	5,509,006	7,198,266	330,395	1,312,401		4,308,282	2,188,849	2,623,295	845,905	2,122,547	8,503	21
28,988,005	11,020,326	12,408,327	22,322,386	74,515	416,944		330,203	76,781	147,531	74,403	32,704	21,029	22
333,543	455,008	958,064	412,119	42,470	620,705		269,226	156,476	4,666,373	6,817,234	12,932,731	434,307	23
714	4,223	10,802	51,028	52,032	92,046		3,180,245	168,802	6,001,700	976,776	2,150,505	577,907	24
730,577	706,544	694,018	991,496	71,496	309,527	860	424,479	177,959	177,959	25,160	465,050	834,147	25
1,788,059	8,729,525	14,630,589	9,631,005	91,429	775,267		178,064	17,865	75,354	124,701	238,137	367,700	26
1,746,986	8,173,321	8,911,322	4,217,493	6,033	119,064		623,772	378,615	209,218	43,018	396,708	91,870	27
19,231	43,077	99,631	584,360	118,668	151,083	21	1,700,972	1,105,702	328,541	107,362	441,280	260,756	28
95,604	493,750	203,940	435,342	42,580	200,530	4	314,429	732,090	73,102	56,110	130,275	358,014	29
125,710	505,871	295,997	404,053	31,613	231,693	1,037	382,401	150,668	69,307	20,801	57,387	62,140	30
11,706	45,104	27,633	32,319	9,597	40,691	1,880	1,560,993	907,188	2,042,628	377,840	044,569	310,959	31
85,229	148,399	110,590	219,225	10,128	133,440	57	189,858	2,568,437	877,753	387,268	1,031,301	407,694	32
285	1,133	2,186	1,858	422	4,668		805,834	708,818	40,349	64,832	112,243	233,695	33
6,632	18,909	2,806	3,546	1,052	31,272		12,733	8,008	520,717	176,090	310,707	156,269	34
21,867	352,306	152,782	147,105	814	12,402		341,968	107,105	282,337	130,161	592,311	72,820	35
350,574	800,804	980,261	801,691	39,506	130,993	260	120,500	58,526	15,724	5,722	11,450	3,420	36
496	439	345	283	93	101	80	500,279	311,806	582,243	428,438	1,140,417	374,506	38
372	317	242	189	112	117		88	107	130	65	66	85	39
528	426	286	386	180	195		126	137	130	97	109	101	40
303	361	206	250	78	101		182	165	61	62	109	157	41
38	166	43	78	93	81		78	108	59	61	110	150	43
334	61	35	37	82	80	18	88	155	108	150	306	61	44
504	327	274	149	137	137		170	71	61	61	105	55	45
1,831	1,405	3,435	1,048	163	207		180	134	110	130	182	97	46
144	88	70	90	50	51	4	271	216	100	260	300	160	47
128	220	80	78	63	54	1	762	497	570	2,072	1,703	955	48
132	395	107	60	50	47	77	80	89	64	75	79	35	49
21,254,660	17,858,178	21,899,340	24,308,361	407,809	1,741,615	1,737	3,975,307	1,656,350	6,809,741	4,136,809	8,337,145	1,464,264	52
2,281,036	3,177,037	2,949,256	155,374	1,553,874	505,223		1,112,067	473,357	607,164	209,281	556,860	289,818	53
17,080,065	6,993,370	8,287,138	14,224,661	37,075	210,120		124,952	31,118	42,070	21,354	12,787	7,330	54
220,047	183,743	490,903	222,682	3,079	161,363		87,531	33,258	2,088,184	3,258,900	6,090,174	224,405	55
219	309	5,658	32,616	20,747	33,555		866,427	33,258	2,106,730	301,823	803,518	186,793	56
309,040	355,535	267,144	455,351	34,040	138,207	592	147,710	60,733	47,226	7,815	203,523	57	
929,470	5,394,545	7,627,751	4,392,020	44,675	397,349		73,106	5,005	27,042	46,978	86,678	107,117	58
250,947	1,345,961	1,220,373	427,455	2,402	43,252		400,650	200,423	58,992	14,450	71,334	60,740	59
7,653	22,445	48,072	265,524	48,884	50,300	0	202,062	64,291	5,502	1,530	1,937	9,410	60
20,812	75,181	82,132	106,095	12,382	44,057	1	82,521	29,669	17,321	6,222	12,443	11,875	62
30,657	71,985	115,134	100,305	9,041	53,544	1,044	569,933	480,361	373,883	77,552	105,514	104,838	63
6,180	15,607	10,837	16,109	3,750	16,013	1,024	268,600	153,778	150,558	71,408	120,328	60,794	64
27,087	37,122	31,790	85,134	4,651	28,103	20	39,008	5,488	19,313	7,445	17,326	15,760	65
81	441	509	636	68	917		165,243	118,730	102,523	40,338	64,300	30,153	66
1,247	2,618	556	1,073	479	4,853		2,421	1,390	1,616	485	984	185	67
5,062	16,207	71,442	57,413	193	3,653		37,493	18,790	20,656	15,491	34,862	4,551	68
100,324	234,319	298,481	230,107	0,434	23,737	101	24,504	9,388	3,440	1,711	2,354	1,155	69
3,182,878	5,706,998	4,100,254	7,107,342	82,855	538,913	236	2,925,350	1,717,957	887,958	350,839	980,234	301,432	71
447,442	765,759	583,056	1,055,783	34,566	152,635		797,338	437,478	107,603	37,894	110,811	66,540	72
2,150,190	1,394,124	1,075,767	3,008,128	9,618	59,232		59,319	15,992	5,309	3,918	1,804	2,357	73
22,523	74,958	78,872	81,981	1,198	90,036		8,078	125,920	200,167	520,827	10,705	74	
21	376	1,075	4,686	1,598	4,241		211,012	28,244	140,707	18,507	63,272	28,110	75
81,679	139,598	77,561	3,305	3,255	20,569	20	69,510	22,120	6,911	481	10,573	20,857	76
218,442	1,354,115	1,641,200	1,448,100	14,176	100,664		20,159	3,104	2,732	4,122	10,606	24,017	77
190,559	1,606,252	620,846	921,456	944	25,607		171,933	108,849	40,584	16,038	64,927	25,227	78
2,712	8,096	13,314	90,830	6,250	12,648		587,321	239,836	57,081	9,021	33,865	31,263	79
11,182	87,435	20,321	63,252	3,388	21,084		95,024	141,132	10,333	2,308	10,333	11,377	80
15,821	111,199	34,722	99,099	4,124									

AGRICULTURE—UNITED STATES SUMMARY, BY TYPE OF FARM

STATE TABLE I.—FARMS AND FARM ACREAGE, 1930 AND 1929,

(See Note.)

ITEM AND TYPE OF FARM (See definitions in Introduction)	EAST SOUTH CENTRAL DIVISION				WEST SOUTH CENTRAL DIVISION			
	KENTUCKY	TENNESSEE	ALABAMA	MISSISSIPPI	ARKANSAS	LOUISIANA	OKLAHOMA	TEXAS
FARMS, BY TYPE, 1930								
All types	Number 246,499	Number 245,657	Number 257,395	Number 312,688	Number 242,334	Number 161,445	Number 203,866	Number 495,489
General	46,982	47,887	13,220	14,508	23,789	8,309	36,624	32,909
Cash-grain	2,721	4,120	1,900	1,432	1,829	4,135	25,098	15,081
Cotton	575	63,076	206,895	250,108	168,701	115,123	85,314	349,468
Crop-specialty	65,555	23,404	2,620	442	757	5,099	2,857	3,350
Fruit	564	1,128	951	412	3,190	5,084	2,687	2,559
Truck	786	1,754	923	4,265	1,083	1,625	531	5,663
Dairy	5,001	5,826	1,541	3,208	2,525	1,393	5,176	8,074
Animal-specialty	11,620	10,853	938	820	1,921	850	7,258	5,228
Stock-ranch	408	63	261	218	52	344	967	15,032
Poultry	1,267	1,743	746	335	1,040	277	2,909	5,274
Self-sufficing	70,506	53,822	12,941	10,342	17,098	6,972	14,432	13,539
Abnormal	20,931	18,349	6,920	6,871	6,348	4,185	6,784	12,003
Institution or country estate	198	157	67	66	53	61	89	127
Part-time	18,960	16,324	5,848	5,848	5,345	3,766	5,879	10,619
Boarding and lodging	114	71	55	33	29	35	49	110
Forest-product	860	1,130	707	707	641	259	195	480
Horse farm, feed lot, or livestock dealer	799	667	133	187	380	74	542	667
Unclassified	18,683	13,552	9,400	11,493	14,205	7,449	13,718	26,713
FARM LAND, BY TYPE								
All land in farms, 1930:	Acres	Acres	Acres	Acres	Acres	Acres	Acres	Acres
All types	19,927,286	18,003,241	17,554,935	17,332,195	18,052,062	3,355,437	33,790,817	124,707,130
General	4,739,707	4,651,242	1,399,498	1,636,591	2,041,428	602,915	5,737,576	4,940,464
Cash-grain	328,445	403,689	8,895	4,064	403,291	812,884	7,741,236	7,000,187
Cotton	28,842	3,382,103	12,995,301	12,567,477	0,269,329	5,164,611	10,191,262	37,905,389
Crop-specialty	5,116,634	1,693,981	247,823	107,054	100,408	925,781	514,422	430,441
Fruit	46,378	117,915	82,032	65,761	285,969	158,556	65,533	217,015
Truck	30,367	97,018	62,352	285,368	70,616	72,507	34,027	463,560
Dairy	674,125	725,631	284,621	466,353	373,371	166,912	838,107	1,386,275
Animal-specialty	2,035,475	1,886,225	308,051	208,201	366,474	132,204	2,241,576	1,064,670
Stock-ranch	171,005	13,160	272,246	211,755	40,980	203,781	3,093,469	64,103,956
Poultry	88,838	109,106	53,106	28,523	71,663	13,644	260,917	529,790
Self-sufficing	4,646,537	3,300,917	811,706	669,347	1,362,174	818,033	1,172,703	955,547
Abnormal	1,184,509	1,020,984	567,392	612,321	440,066	258,679	555,693	856,172
Institution or country estate	70,847	56,939	38,656	64,806	28,306	45,299	78,568	60,804
Part-time	789,328	632,529	252,840	301,784	252,550	123,220	313,783	463,605
Boarding and lodging	8,700	5,358	3,860	1,663	1,101	5,317	4,449	15,992
Forest-product	163,439	230,869	251,003	223,471	101,716	77,037	28,836	157,513
Horse farm, feed lot, or livestock dealer	152,135	88,289	21,024	30,517	57,103	7,706	129,957	158,198
Unclassified	830,424	600,065	404,014	519,180	730,443	424,970	1,343,896	4,253,088
Average acres per farm, 1930:								
All types	81	73	68	55	66	58	166	262
General	101	97	106	113	111	79	157	150
Cash-grain	121	98	90	70	204	197	301	404
Cotton	50	54	63	48	65	46	118	108
Crop-specialty	78	72	95	117	133	102	180	128
Fruit	82	105	86	140	90	31	104	85
Truck	46	55	68	55	71	45	64	82
Dairy	114	125	185	145	108	120	162	172
Animal-specialty	175	174	329	254	191	156	309	318
Stock-ranch	419	248	1,043	980	706	797	3,199	4,101
Poultry	70	63	71	80	69	49	90	100
Self-sufficing	66	63	63	65	80	46	81	71
Abnormal	57	56	82	89	60	62	82	71
Crop land harvested, 1929:								
All types	5,330,821	6,106,300	7,113,937	6,597,112	6,581,834	4,068,151	15,553,182	30,834,370
General	1,320,391	1,490,343	343,890	308,209	708,417	169,062	2,444,061	1,509,073
Cash-grain	144,945	187,106	1,889	1,889	203,273	437,489	4,786,522	3,815,029
Cotton	20,692	1,724,905	6,172,555	5,829,532	4,876,185	2,747,929	5,919,057	22,382,742
Crop-specialty	1,723,809	616,541	118,641	33,186	41,580	431,857	252,643	222,500
Fruit	19,066	42,999	33,249	17,425	117,385	50,950	23,640	96,750
Truck	16,289	44,634	21,887	59,175	25,615	20,690	16,352	191,305
Dairy	195,603	219,305	55,513	79,214	66,571	30,370	280,102	323,303
Animal-specialty	572,677	550,552	47,571	25,742	83,206	19,939	753,637	346,117
Stock-ranch	14,047	973	10,551	5,028	3,014	12,487	126,992	840,388
Poultry	20,915	31,172	11,941	8,917	19,074	2,697	95,665	130,008
Self-sufficing	942,275	871,045	164,077	110,111	268,129	72,538	358,291	185,424
Abnormal	235,497	232,342	99,350	90,550	87,966	45,967	169,082	143,566
Institution or country estate	20,477	14,902	15,776	24,564	12,302	10,920	29,044	12,560
Part-time	162,880	101,269	57,397	48,846	51,857	26,375	93,795	89,788
Boarding and lodging	1,391	1,141	754	382	263	369	879	1,167
Forest-product	22,995	33,020	21,541	14,600	5,541	4,414	10,723	10,723
Horse farm, feed lot, or livestock dealer	27,754	22,010	3,891	3,534	13,212	1,180	40,950	29,038
Unclassified	95,615	87,838	30,163	31,758	73,309	20,246	317,941	433,556
Plowable pasture, 1929:								
All types	5,394,648	2,751,200	1,203,922	1,496,294	1,169,661	915,899	3,248,518	11,156,355
General	1,302,786	706,170	105,126	174,207	270,210	63,567	585,064	455,079
Cash-grain	57,177	61,725	640	640	33,775	200,260	807,489	1,601,385
Cotton	2,527	291,376	674,007	888,945	473,840	312,847	680,933	2,329,551
Crop-specialty	1,474,170	282,303	14,401	11,696	8,967	48,807	57,016	45,512
Fruit	9,437	14,854	3,574	3,645	24,671	6,501	6,882	17,117
Truck	4,795	12,784	2,547	34,068	6,918	3,814	2,494	36,649
Dairy	240,021	185,458	83,005	124,806	54,778	44,667	120,716	252,200
Animal-specialty	801,436	419,953	76,130	36,332	50,911	22,305	370,311	202,249
Stock-ranch	92,899	4,520	104,196	57,490	0,288	92,948	374,897	5,233,919
Poultry	24,604	23,297	6,017	3,305	10,175	2,592	35,282	57,089
Self-sufficing	870,180	450,727	47,184	53,921	113,100	32,525	86,304	97,946
Abnormal	312,509	159,723	44,238	60,438	45,629	31,011	79,941	128,087
Unclassified	202,047	88,244	41,969	45,792	67,701	40,305	163,139	694,972
Other pasture (excl. woodland), 1929:								
All types	1,322,477	887,988	610,616	995,159	558,167	401,710	7,324,022	81,337,071
General	362,392	241,099	60,000	127,401	135,071	33,344	1,121,440	931,164
Cash-grain	10,205	17,303	153	91	10,050	22,135	1,454,662	820,841
Cotton	128	125,695	389,695	635,920	228,309	179,189	1,404,206	4,536,325
Crop-specialty	226,042	74,576	6,746	7,106	4,533	33,699	102,355	45,810
Fruit	2,322	2,972	874	5,344	11,922	5,516	8,274	27,234
Truck	2,321	3,371	1,252	18,775	3,865	2,576	3,020	91,119
Dairy	79,993	59,831	26,728	49,814	23,516	14,608	205,848	389,541
Animal-specialty	144,267	158,509	25,146	21,178	28,249	7,834	710,558	439,866
Stock-ranch	24,919	2,222	38,433	25,595	4,637	60,080	2,250,902	51,687,796
Poultry	6,243	6,794	2,213	2,232	4,765	1,081	51,768	109,385
Self-sufficing	260,359	133,980	26,413	45,798	57,825	13,078	132,406	155,310
Abnormal	53,571	41,061	19,225	34,768	23,452	9,284	122,879	186,198
Unclassified	49,115	20,552	13,788	21,142	23,973	20,386	244,811	1,636,981

AGRICULTURE—UNITED STATES SUMMARY, BY TYPE OF FARM

BY TYPE OF FARM, BY DIVISIONS AND STATES—Continued
bottom of p. 8]

MOUNTAIN DIVISION								PACIFIC DIVISION				
MONTANA	IDAHO	WYOMING	COLORADO	NEW MEXICO	ARIZONA	UTAH	NEVADA	WASHINGTON	OREGON	CALIFORNIA		
Number	Number	Number	Number	Number	Number	Number	Number	Number	Number	Number		
47,495	41,674	18,011	59,958	31,404	14,173	27,159	3,442	70,904	55,153	135,676	1	
5,621	7,223	2,493	8,541	3,305	979	5,400	440	7,121	9,702	4,426	2	
19,374	7,792	1,783	8,933	2,942	195	1,009	36	8,442	4,965	4,311	3	
4,101	10,027	2,889	13,606	2,873	2,747	641	642	3,750	2,948	2,971	4	
107	1,287	5	1,779	4,291	420	487	15	9,868	6,307	8,944	5	
153	4,203	37	2,194	728	448	725	42	1,299	942	52,011	6	
2,175	4,227	812	3,540	639	745	3,373	490	12,723	8,150	15,170	7	
2,450	2,343	1,468	5,209	839	322	2,106	137	1,242	1,882	2,012	8	
6,619	1,535	4,040	4,836	5,906	3,080	2,388	822	688	2,648	5,121	9	
6,371	793	215	1,029	242	625	1,890	232	8,036	3,091	15,424	10	
1,405	1,311	537	1,087	3,749	704	922	122	3,631	3,447	2,233	11	
2,589	2,989	1,124	4,004	3,392	1,598	3,183	274	0,825	7,816	9,405	12	
42	30	27	54	25	23	8	12	54	45	140	14	
2,123	2,570	929	3,645	3,212	1,382	3,078	232	8,969	6,879	3,525	15	
80	28	64	101	20	60	17	6	114	75	201	16	
150	240	82	93	79	98	17	6	530	666	270	17	
194	121	72	271	56	40	80	24	168	151	251	18	
2,110	1,344	608	3,768	2,089	1,022	628	181	3,679	3,195	6,951	19	
<i>Acres</i>	<i>Acres</i>	<i>Acres</i>	<i>Acres</i>	<i>Acres</i>	<i>Acres</i>	<i>Acres</i>	<i>Acres</i>	<i>Acres</i>	<i>Acres</i>	<i>Acres</i>		
44,859,152	9,346,908	23,525,234	28,876,171	30,822,034	10,526,627	5,613,101	4,080,908	13,533,778	16,548,078	30,442,561	20	
2,605,316	1,112,991	1,492,848	2,972,102	993,122	119,277	644,778	111,070	910,055	1,554,009	820,408	21	
15,400,842	2,830,997	1,349,387	6,068,492	1,242,175	21,734	539,352	6,069	0,430,882	3,120,444	3,036,108	22	
1,840,565	1,458,440	1,130,535	3,910,354	303,261	367,488	436,774	361,069	445,894	691,210	490,492	23	
17,002	69,716	386	76,022	1,339,887	98,417	40,281	2,508	372,178	492,470	1,555,716	24	
10,658	7,045	3,295	145,081	41,771	33,779	20,281	3,702	42,164	34,134	3,121,986	25	
724,429	515,787	332,914	2,531,627	23,804	63,760	27,219	3,702	42,164	34,134	515,719	26	
1,628,626	665,598	863,746	1,211,274	399,773	95,402	330,508	95,554	1,412,081	1,221,026	2,703,686	27	
20,361,760	1,932,780	17,201,625	295,036	49,945	49,945	346,113	40,743	307,406	537,877	600,689	28	
66,085	71,019	54,625	10,487,801	24,135,164	8,951,570	2,874,261	3,239,727	2,200,000	7,370,302	14,955,646	29	
316,354	129,965	187,734	129,131	46,251	60,793	70,267	18,441	70,267	183,876	413,680	30	
801,463	315,460	480,120	301,715	404,615	73,831	64,101	14,983	215,937	207,150	205,870	31	
84,566	11,658	778,127	625,807	368,161	160,310	160,310	58,403	478,226	639,852	844,057	32	
430,820	222,706	266,747	102,215	7,496	7,496	951	4,839	15,092	13,210	305,007	33	
55,523	4,042	62,810	434,424	430,540	200,870	140,200	29,103	318,406	306,625	338,402	34	
38,776	56,895	18,599	37,529	12,961	140,928	1,501	2,862	7,018	13,127	35,721	35	
182,779	20,159	70,881	144,494	44,788	8,442	8,442	8,442	100,633	193,748	97,560	36	
886,552	234,130	359,040	69,863	20,303	10,425	7,568	21,539	36,477	53,233	67,301	37	
			1,266,937	1,010,798	232,371	89,137	128,637	355,526	430,310	1,112,513	38	
940	224	1,469	492	981	743	207	1,186	191	300	224	39	
480	154	599	343	300	122	119	252	128	150	185	40	
795	304	757	567	422	111	335	169	762	630	704	41	
449	137	401	236	106	134	109	562	110	234	107	42	
80	54	77	43	312	154	69	107	38	78	60	43	
125	35	88	67	97	69	41	107	38	78	60	44	
333	122	410	342	33	120	38	88	32	30	77	45	
616	284	692	478	485	128	98	191	111	150	178	46	
2,943	1,259	4,273	2,169	352	155	164	320	320	286	328	47	
178	90	254	70	4,095	2,440	1,204	3,941	3,206	2,783	2,920	48	
225	97	350	179	101	97	70	31	31	59	27	49	
310	106	427	190	108	105	70	123	59	78	92	50	
				184	230	47	213	49	82	90	51	
7,849,979	3,150,097	2,007,751	6,750,398	1,493,998	478,411	1,159,899	397,504	3,658,514	2,906,324	6,549,987	52	
530,399	389,691	233,693	828,018	173,120	24,146	225,575	26,591	197,836	394,123	170,011	53	
4,895,484	1,293,294	366,010	2,330,574	510,935	10,366	180,268	2,858	2,446,203	1,131,202	1,501,406	54	
462,956	796,677	335,142	1,580,665	165,102	248,022	41,251	198,885	201,898	225,295	327,050	55	
5,843	39,110	182	34,668	295,205	10,963	13,519	13,333	162,787	178,485	805,985	56	
7,681	3,643	1,293	65,029	8,076	33,313	13,543	1,524	10,668	16,948	1,092,278	57	
142,371	167,134	67,533	242,834	39,550	23,697	129,128	81,117	315,872	288,094	606,272	58	
360,235	213,585	104,317	798,854	50,386	14,145	12,452	119,302	67,601	119,302	169,042	60	
1,270,446	162,082	733,635	622,705	142,891	38,506	176,161	222,833	57,150	381,448	439,297	61	
10,128	16,363	7,254	31,456	5,800	4,566	5,666	4,780	46,667	46,667	97,909	62	
32,171	17,108	14,496	31,803	36,483	5,626	13,412	1,774	25,720	28,758	15,009	63	
80,030	41,787	38,121	86,891	14,172	35,742	7,664	7,664	63,104	64,646	149,033	64	
8,661	3,290	5,629	9,769	1,627	2,053	499	926	4,702	5,523	85,751	65	
49,002	28,556	20,511	48,800	27,890	7,414	30,861	2,942	45,988	42,802	48,735	66	
2,949	387	4,463	2,250	450	300	433	134	712	1,253	1,909	67	
3,014	4,394	1,056	3,599	1,046	3,972	4,184	3,562	7,132	10,740	2,863	68	
16,404	5,160	6,462	21,673	3,009	3,972	4,184	3,562	4,570	4,322	8,375	69	
53,235	10,723	17,075	98,513	28,305	7,182	6,709	5,220	37,711	31,176	78,589	70	
4,684,535	379,451	2,321,531	4,214,777	3,198,487	102,123	228,205	78,111	577,901	818,808	3,075,362	71	
321,356	55,757	259,019	622,328	236,831	5,677	38,184	4,799	53,291	123,113	110,707	72	
2,049,091	96,758	267,376	908,327	305,897	853	16,908	105	163,431	96,806	284,443	73	
163,511	58,843	117,375	549,020	27,110	13,243	22,496	10,318	18,781	40,329	15,600	74	
1,213	3,992	129	312,293	312,293	4,970	22,496	10,318	18,781	40,329	101,547	75	
2,090	307	456	1,365	1,365	1,277	3,931	21	17,431	31,151	183,803	76	
77,748	36,851	42,468	224,070	2,796	607	1,188	71	2,880	21,694	24,574	77	
193,707	31,772	150,519	480,891	79,843	9,523	28,036	4,495	145,990	111,323	488,893	78	
1,643,742	52,482	1,337,996	1,017,195	88,007	3,982	10,223	2,875	24,010	52,478	124,460	79	
6,657	3,794	8,269	1,652,621	41,605	41,605	72,915	43,787	55,002	245,830	1,403,271	80	
30,456	5,781	28,834	11,353	11,353	3,255	4,887	524	18,755	17,755	69,880	81	
81,169	15,192	50,858	85,377	62,604	2,400	3,470	603	12,850	17,864	23,314	82	
124,795	17,942	58,532	89,787	66,288	7,577	11,141	1,733	37,787	47,646	85,932	83	
			252,348	202,539	7,151	5,176	9,080	27,733	30,814	168,869	84	
25,840,232	3,275,894	18,047,336	13,712,856	23,543,551	8,982,704	3,256,558	3,176,252	4,175,098	7,942,543	12,969,561	85	
1,342,728	313,529	857,816	1,033									

STATE TABLE II.—VALUE OF SPECIFIED FARM PROPERTY,

[See Note.]

ITEM AND TYPE OF FARM (See definitions in Introduction)	GEOGRAPHIC DIVISIONS						
	UNITED STATES	NEW ENGLAND	MIDDLE ATLANTIC	EAST NORTH CENTRAL	WEST NORTH CENTRAL	SOUTH ATLANTIC	EAST SOUTH CENTRAL
	Dollars	Dollars	Dollars	Dollars	Dollars	Dollars	Dollars
Land and buildings:							
All types.....	47,879,838,358	940,713,496	2,817,767,499	9,336,790,560	15,158,529,566	3,852,078,803	2,855,363,866
General.....	7,517,533,167	94,372,496	532,605,227	2,004,161,732	2,850,134,763	593,335,876	436,310,733
Cash-grain.....	7,903,959,151	267,600	31,699,019	1,776,995,928	4,321,353,023	67,019,441	37,230,676
Cotton.....	4,853,718,391			298,225	48,904,703	821,159,651	942,694,150
Crop-specialty.....	2,658,262,346	123,377,297	184,346,984	265,337,204	178,611,967	586,078,327	346,731,107
Fruit.....	2,545,106,100	33,462,411	144,981,611	123,922,830	30,381,324	335,923,825	20,149,719
Truck.....	823,132,720	32,169,954	163,454,317	150,553,498	38,354,165	108,705,826	23,621,264
Dairy.....	5,967,016,422	320,492,313	975,737,680	2,348,731,327	1,151,625,409	216,132,620	122,473,113
Animal-specialty.....	7,796,970,742	13,043,903	43,570,348	1,559,072,846	5,386,282,280	185,576,589	210,888,411
Stock-ranch.....	1,091,092,726	715,325	715,325	912,500	279,188,950	42,340,345	17,043,418
Poultry.....	695,865,665	59,902,589	169,995,896	192,790,378	184,080,267	75,574,415	15,442,961
Self-sufficing.....	1,218,698,828	40,277,348	92,589,283	167,824,931	175,885,094	326,021,123	242,280,025
Abnormal.....	2,075,153,031	185,555,618	331,840,445	393,298,904	229,386,261	350,243,168	170,004,639
Institution or country estate.....	560,433,220	88,247,999	121,414,213	99,271,424	36,009,638	100,567,405	34,955,114
Part-time.....	1,168,552,685	69,287,902	158,305,943	254,145,210	138,288,409	104,954,614	99,555,776
Boarding and lodging.....	71,631,367	8,663,417	30,198,517	6,933,620	5,476,102	17,166,412	1,304,431
Forest-product.....	102,068,231	13,374,532	8,762,729	8,920,334	6,003,052	32,088,570	14,239,787
Horse farm, feed lot, or livestock dealer.....	171,867,528	5,981,788	12,059,439	24,022,367	44,482,737	17,166,412	29,749,531
Unclassified.....	1,443,299,070	37,731,967	146,731,358	292,840,027	278,261,360	133,367,597	84,583,741
Land and buildings, per farm:							
All types.....	7,814	7,530	7,880	9,660	13,623	3,639	2,528
General.....	7,199	5,494	6,581	10,720	7,431	4,788	3,559
Cash-grain.....	17,580	8,632	8,774	21,051	17,576	9,506	5,328
Cotton.....	2,660			3,976	3,006	2,228	1,780
Crop-specialty.....	0,162	10,165	10,044	7,213	11,113	3,149	3,745
Fruit.....	17,997	12,514	12,093	9,882	9,150	15,052	6,532
Truck.....	0,734	10,003	12,041	10,238	8,882	5,826	3,057
Dairy.....	0,865	8,048	8,251	9,981	10,855	11,002	7,433
Animal-specialty.....	16,276	6,354	10,451	14,231	18,834	10,499	8,951
Stock-ranch.....	28,044		23,844	21,728	23,398	16,077	18,170
Poultry.....	6,981	5,995	6,468	5,240	5,764	5,110	3,775
Self-sufficing.....	2,447	3,624	3,807	3,203	3,572	2,303	1,641
Abnormal.....	5,403	8,012	7,873	5,606	5,564	4,381	3,389
Land and buildings, per acre:							
All types.....	49	66	60	84	57	45	37
General.....	42	42	66	66	59	41	35
Cash-grain.....	50	63	75	117	49	57	50
Cotton.....	41			68	67	33	33
Crop-specialty.....	56	77	99	66	51	43	48
Fruit.....	254	103	159	124	134	151	65
Truck.....	162	215	226	216	199	79	56
Dairy.....	71	54	60	83	69	77	57
Animal-specialty.....	71	38	51	85	77	45	40
Stock-ranch.....	10	10	22	12	12	25	20
Poultry.....	96	107	132	83	68	78	55
Self-sufficing.....	35	48	62	42	42	34	26
Abnormal.....	75	91	135	115	74	63	53
Farm buildings (including dwellings):							
All types.....	12,949,993,774	499,741,072	1,535,495,971	3,167,238,810	3,515,159,751	1,273,942,640	810,092,619
General.....	2,450,928,411	52,463,975	304,892,720	760,833,611	744,284,003	221,082,434	142,448,295
Cash-grain.....	1,318,208,201	138,450	16,312,904	335,276,850	729,556,466	22,508,119	8,235,094
Cotton.....	1,029,700,808			71,050	8,428,652	260,725,196	264,981,508
Crop-specialty.....	724,833,171	56,577,595	87,446,710	102,327,543	30,820,933	196,185,645	106,600,098
Fruit.....	458,645,644	13,314,848	70,244,403	44,450,821	10,735,408	52,521,470	5,320,176
Truck.....	206,551,892	15,757,686	62,618,591	44,114,387	11,502,934	30,841,050	7,568,231
Dairy.....	2,379,074,428	172,596,067	551,549,437	967,151,541	337,065,033	86,695,829	39,371,090
Animal-specialty.....	1,940,633,800	6,991,144	23,207,555	465,750,428	1,256,367,461	54,632,417	59,130,729
Stock-ranch.....	103,891,441	202,700	202,700	215,700	34,726,988	8,094,367	3,415,325
Poultry.....	472,925,033	38,731,819	108,686,407	91,975,828	71,073,253	37,644,801	6,351,355
Self-sufficing.....	471,690,756	23,919,858	54,313,382	71,833,442	62,030,172	123,034,172	82,307,066
Abnormal.....	884,295,165	77,428,872	181,411,957	168,654,946	89,334,101	146,909,386	70,319,225
Institution or country estate.....	206,587,529	39,777,777	53,510,351	30,960,854	11,779,256	38,139,326	11,523,045
Part-time.....	549,499,875	42,924,889	95,681,837	122,776,214	62,633,170	90,152,464	44,200,633
Boarding and lodging.....	41,608,966	5,595,653	15,510,827	3,242,730	1,903,425	2,742,120	741,585
Forest-product.....	32,323,946	6,045,893	4,321,244	3,030,413	1,606,845	9,427,954	3,687,067
Horse farm, feed lot, or livestock dealer.....	54,275,949	3,084,000	6,378,708	8,644,735	11,321,396	6,447,522	10,166,895
Unclassified.....	418,834,264	21,820,758	74,645,167	108,582,468	69,634,475	42,977,664	24,054,027
Farmers' dwellings:							
All types.....	7,083,539,150	277,132,434	800,027,655	1,801,715,866	1,734,991,965	828,804,061	584,557,348
General.....	1,347,691,499	31,165,344	161,302,223	405,306,249	381,222,641	141,628,544	100,046,651
Cash-grain.....	648,809,788	70,400	7,979,959	159,327,510	353,723,646	12,703,129	4,813,451
Cotton.....	720,201,116			27,750	5,319,848	175,959,954	187,554,729
Crop-specialty.....	408,137,811	27,387,295	45,107,167	51,102,825	21,001,329	125,728,183	61,175,904
Fruit.....	286,699,734	7,701,209	38,964,007	26,159,980	6,964,872	33,455,649	3,467,870
Truck.....	129,750,835	9,813,374	37,324,603	27,867,902	7,538,750	20,155,267	5,371,771
Dairy.....	1,157,038,404	91,644,782	260,332,361	453,591,725	183,880,532	44,844,334	23,671,063
Animal-specialty.....	928,531,225	4,004,140	11,098,775	222,205,178	684,903,800	32,003,989	33,329,647
Stock-ranch.....	96,831,642	119,850	119,850	65,800	16,628,074	4,712,545	1,771,470
Poultry.....	280,288,232	24,765,055	64,031,682	54,600,485	42,721,873	24,153,365	4,093,466
Self-sufficing.....	321,855,108	16,432,243	34,542,979	46,448,895	39,848,598	88,978,327	57,187,498
Abnormal.....	543,032,072	56,023,784	101,154,239	104,110,980	56,420,695	96,930,025	45,810,810
Institution or country estate.....	79,305,657	17,305,832	18,375,203	10,466,794	3,848,500	16,908,727	5,832,533
Part-time.....	395,250,858	30,221,627	64,931,379	85,929,323	45,013,383	68,694,045	33,511,245
Boarding and lodging.....	23,794,690	3,888,500	12,509,025	1,876,525	958,946	1,956,625	536,400
Forest-product.....	19,313,330	3,510,950	2,425,677	1,581,623	965,077	6,094,748	2,293,891
Horse farm, feed lot, or livestock dealer.....	35,367,501	1,693,125	2,012,955	4,257,715	5,634,790	3,875,560	3,465,750
Unclassified.....	214,352,684	8,124,811	32,069,750	50,993,617	34,850,407	27,430,900	16,253,889
Implements and machinery:							
All types.....	3,301,651,481	91,880,895	355,438,660	828,208,434	1,091,602,918	202,946,798	157,458,769
General.....	565,875,248	10,024,064	77,565,898	144,305,341	199,468,925	38,323,175	27,435,353
Cash-grain.....	624,098,280	27,135	3,695,316	83,699,945	355,105,758	4,043,751	1,727,823
Cotton.....	278,805,142			9,570	2,440,330	41,051,955	68,747,959
Crop-specialty.....	187,159,702	15,784,016	22,000,344	22,093,961	14,607,283	33,742,796	16,869,777
Fruit.....	117,194,983	2,605,950	16,301,894	9,204,411	1,755,442	10,987,305	1,220,228
Truck.....	56,581,582	2,729,330	17,431,553	8,684,529	2,219,766	6,088,112	1,811,762
Dairy.....	575,527,325	38,698,492	157,701,620	210,020,078	94,221,663	16,637,080	8,062,137
Animal-specialty.....	513,244,496	1,661,943	5,145,233	97,402,684	357,839,577	8,909,203	10,976,783
Stock-ranch.....	72,804,842	84,200	84,200	53,246	16,474,779	1,256,876	610,176
Poultry.....	70,741,204	5,114,966	18,063,856	12,228,772	11,212,634	5,611,668	1,025,922
Self-sufficing.....	62,279,351	2,872,586	8,267,764	7,847,766	7,707,564	13,156,000	11,856,971
Abnormal.....	109,805,913	10,060,132	20,053,181	18,684,234	13,118,463	15,093,663	9,139,690
Unclassified.....	66,936,402	2,002,266	0,068,341	12,008,897	14,430,734	5,146,262	3,474,198

AGRICULTURE—UNITED STATES SUMMARY, BY TYPE OF FARM

1930, BY TYPE OF FARM, BY DIVISIONS AND STATES

bottom of p. 8]

GEOGRAPHIC DIVISIONS—Continued			NEW ENGLAND DIVISION						MIDDLE ATLANTIC DIVISION		
WEST SOUTH CENTRAL	MOUNTAIN	PACIFIC	MAINE	NEW HAMPSHIRE	VERMONT	MASSACHUSETTS	RHODE ISLAND	CONNECTICUT	NEW YORK	NEW JERSEY	PENNSYLVANIA
Dollars	Dollars	Dollars	Dollars	Dollars	Dollars	Dollars	Dollars	Dollars	Dollars	Dollars	Dollars
5,806,150,535	2,468,482,740	4,823,981,293	194,279,884	77,356,327	145,935,241	261,222,390	84,507,749	227,412,905	1,315,904,741	298,845,113	1,203,017,645
479,930,238	251,529,549	210,146,503	29,834,101	10,938,980	12,085,372	23,100,530	3,371,384	15,042,120	183,491,349	28,749,422	320,307,450
658,642,841	497,009,688	603,161,930	78,300			180,300			3,117,141	1,378,070	27,202,002
2,885,594,652	93,914,267	61,062,729	74,874,693	2,721,182	4,275,885	14,608,588	334,060	20,861,829	101,080,380	16,820,390	66,480,208
96,014,493	451,083,011	426,031,806	3,633,300	2,227,828	2,152,650	10,164,560	1,199,365	5,094,709	97,568,712	18,745,704	28,677,195
80,887,202	63,616,014	1,705,781,173	1,949,075	735,750	545,750	18,775,425	1,662,580	8,408,374	74,765,503	58,202,640	30,486,174
53,879,094	38,167,715	214,228,887	32,308,141	26,459,399	99,042,187	80,030,501	14,858,630	67,703,465	545,120,854	63,557,812	307,058,620
149,147,373	144,546,957	638,129,624	3,004,587	1,476,475	2,001,195	3,255,125	376,950	2,239,571	8,203,727	1,353,700	34,012,921
138,077,567	169,929,675	83,929,133									715,325
702,209,304	528,471,236	360,211,588	7,227,507	6,830,890	1,912,100	25,257,508	2,900,979	15,833,516	63,175,263	42,252,739	64,597,804
50,542,287	34,794,006	212,682,856	10,418,746	5,638,793	4,207,515	8,723,020	1,725,670	9,597,905	27,714,047	7,051,516	57,829,420
100,099,549	20,454,716	37,065,869	28,779,514	17,886,580	17,034,812	51,481,727	5,865,841	66,507,144	147,363,182	33,521,050	160,461,213
120,133,616	80,979,566	195,310,754	2,527,601	4,450,610	3,604,830	28,392,538	2,988,363	46,304,997	53,705,635	18,272,444	49,436,134
22,659,807	11,753,155	44,054,315	15,794,022	7,650,405	9,737,405	17,920,845	2,083,450	16,092,175	60,115,206	11,871,416	80,740,321
70,344,322	57,087,534	120,582,066	1,950,775	2,146,110	1,810,235	1,250,235	240,300	1,780,762	24,015,552	1,175,400	4,107,595
1,794,517	7,169,633	6,088,705	5,152,700	2,809,435	1,620,784	2,482,419	276,028	1,073,160	3,006,009	268,340	4,857,780
6,570,514	3,818,518	9,204,105	1,347,760	761,020	856,558	1,447,690	313,700	1,250,050	4,636,180	2,433,450	5,589,413
12,704,366	10,650,728	14,390,573	3,006,000	2,439,450	2,074,775	16,045,182	2,211,400	10,364,500	64,300,577	27,207,764	55,214,017
220,786,310	08,386,340	175,020,361									
5,263	10,188	18,431	4,981	5,190	5,861	10,205	10,385	13,226	8,234	11,776	6,977
4,722	7,396	9,862	3,938	4,921	4,595	8,598	8,803	0,013	6,790	10,023	0,287
14,182	11,063	34,042	5,220			11,831			0,942	12,888	8,899
4,010	16,711	20,563									
7,579	11,045	27,230	9,400	5,717	5,025	11,858	0,570	10,822	11,071	13,483	8,330
7,068	12,260	25,017	5,296	8,101	10,308	16,104	15,182	10,072	11,540	13,855	13,143
6,052	8,426	23,002	5,063	5,332	5,177	10,442	9,555	13,818	12,602	10,707	13,820
8,688	9,029	14,026	4,912	6,108	6,866	10,284	12,560	12,301	8,004	13,327	8,089
9,080	11,341	16,341	4,498	5,369	5,655	9,144	7,853	0,010	8,563	12,534	10,061
44,833	17,554	42,503									23,844
5,320	5,865	7,833	3,487	4,211	4,249	7,504	6,266	7,807	6,076	8,602	5,380
2,108	2,535	4,045	2,572	3,102	2,882	4,943	5,076	5,692	3,935	6,803	3,598
4,102	4,083	7,221	3,335	5,360	4,262	11,775	12,808	22,423	8,808	16,225	0,401
32	16	80	42	39	37	180	124	151	78	170	79
34	25	64	20	20	28	94	102	90	04	133	05
41	19	48	48			72			57	102	77
46	140	123									80
47	43	158	65	36	31	149	90	216	08	128	00
111	226	428	31	53	104	182	139	178	154	107	159
83	133	362	57	85	127	279	205	289	251	182	284
56	40	101	38	36	38	95	126	90	53	100	08
31	27	53	27	20	20	60	42	75	54	101	75
11	6	15									59
58	67	246	40	50	60	213	96	148	116	280	100
20	18	55	32	35	38	71	87	96	00	158	50
57	25	100	35	46	49	168	151	327	125	320	129
											45
990,551,653	420,284,740	737,486,509	98,668,634	45,176,597	82,316,178	143,022,574	17,893,540	112,673,553	715,819,989	146,354,585	673,321,397
117,510,884	53,450,857	47,901,032	16,794,513	5,974,104	6,791,615	13,253,010	1,084,268	7,960,401	105,185,690	14,275,863	185,401,167
80,079,799	60,538,873	58,866,046	38,900			99,560			1,077,760	593,004	14,042,150
501,110,803	8,714,011	5,735,528	26,985,633	1,424,600	2,284,425	7,720,965	171,350	14,981,022	41,053,567	7,789,005	38,603,538
19,660,231	74,558,707	41,675,700	1,645,770	1,111,875	880,825	6,043,680	544,320	2,188,369	50,129,171	7,625,704	12,659,528
14,047,955	13,033,654	233,477,269	1,101,905	423,260	314,700	9,047,266	822,920	3,508,845	27,813,268	23,228,187	10,877,136
0,225,222	7,450,611	17,477,180	18,523,876	15,171,250	54,948,777	43,048,301	7,185,203	33,117,900	311,066,222	32,864,318	207,028,935
36,097,319	34,072,575	103,881,539	1,738,397	839,400	1,465,100	1,663,180	180,970	1,104,097	4,491,095	668,000	18,068,460
27,448,197	32,013,061	15,091,878									202,700
40,555,456	65,132,498	32,248,407	4,738,413	4,543,385	1,280,805	16,553,035	1,801,918	9,814,263	40,215,491	26,144,055	42,320,861
18,084,863	14,420,271	85,350,360	6,140,430	3,373,735	2,617,875	5,300,173	1,027,320	5,400,325	50,129,015	7,722,785	33,427,552
34,727,138	7,221,402	7,221,402	15,542,213	10,068,438	10,376,291	28,260,731	8,166,786	29,385,413	84,250,823	16,282,981	80,878,153
44,826,000	28,848,702	56,561,076	1,518,198	2,586,028	2,174,523	13,893,401	1,488,961	18,116,000	24,846,557	7,528,031	21,144,763
8,777,223	3,569,904	3,569,904	9,797,302	4,878,560	6,255,960	11,557,825	1,295,625	9,139,627	36,863,965	0,003,250	52,224,622
30,776,620	19,183,310	41,170,529	1,263,525	1,490,325	820,808	838,545	66,200	1,120,250	18,981,172	720,050	2,500,605
724,380	3,077,578	1,907,277	2,223,388	1,343,275	640,950	1,213,060	131,300	493,920	1,938,874	129,300	2,253,080
1,590,076	610,287	1,907,277	739,800	399,650	484,000	766,900	184,700	509,550	2,420,255	1,302,350	2,056,103
2,958,001	2,401,563	2,871,860	2,408,584	1,616,500	1,355,765	10,064,666	1,318,425	5,056,818	32,239,897	12,620,083	20,785,187
30,976,826	13,322,927	26,819,957									
644,403,827	238,755,956	423,147,038	58,540,711	25,901,722	42,998,890	78,076,382	9,849,636	63,785,093	366,893,839	81,666,478	351,467,336
70,257,605	32,587,181	28,175,151	9,982,918	3,645,298	3,784,436	7,699,413	1,022,707	5,030,573	50,320,027	8,428,898	60,544,208
45,532,306	35,002,556	29,596,831	17,500			52,900			830,585	343,580	0,799,794
342,824,698	5,278,128	3,296,009									
9,772,740	44,001,450	23,860,825	15,359,310	840,000	1,282,250	3,660,815	101,550	6,134,370	21,869,970	4,568,742	18,668,455
10,108,018	9,640,038	150,208,099	984,510	631,825	369,425	4,087,520	290,100	1,338,826	27,492,673	4,574,438	6,896,890
0,364,729	5,071,375	10,249,004	667,875	261,350	216,800	5,790,695	533,574	2,343,080	10,137,887	14,670,516	6,516,260
21,294,342	19,880,889	51,898,576	10,720,858	8,469,961	27,108,869	23,315,147	3,645,515	15,318,432	147,885,853	16,051,827	102,395,181
15,892,056	17,399,527	7,874,163	980,564	435,560	794,111	960,715	118,000	709,200	2,119,375	351,550	8,027,860
27,869,153	31,152,635	14,611,215									10,850
10,860,578	8,894,819	46,190,909	2,998,265	2,770,078	815,475	10,776,002	1				

STATE TABLE II.—VALUE OF SPECIFIED FARM PROPERTY,

[See Note,

ITEM AND TYPE OF FARM (See definitions in Introduction)	EAST NORTH CENTRAL DIVISION					WEST NORTH CENTRAL DIVISION		
	OHIO	INDIANA	ILLINOIS	MICHIGAN	WISCONSIN	MINNESOTA	IOWA	MISSOURI
Land and buildings:								
All types.....	Dollars 1,695,030,718	Dollars 1,415,542,192	Dollars 3,386,049,028	Dollars 1,180,651,607	Dollars 1,731,617,017	Dollars 2,126,093,278	Dollars 4,294,506,093	Dollars 1,799,246,519
General.....	571,328,497	429,208,935	525,113,920	367,905,458	170,604,972	620,136,276	647,320,039	489,269,038
Cash-grain.....	169,126,001	219,343,234	1,377,729,443	17,008,237	3,700,013	265,513,390	843,011,278	151,257,030
Cotton.....			208,225					48,825,308
Crop-specialty.....	44,162,510	21,387,420	26,924,454	112,102,682	60,810,180	54,882,305	8,400,613	10,008,964
Fruit.....	29,932,615	7,810,743	21,007,693	57,422,768	7,149,011	4,306,709	4,033,249	17,151,766
Truck.....	37,073,300	17,402,690	51,880,752	29,893,009	14,242,838	9,431,475	9,215,076	11,980,295
Dairy.....	202,001,959	148,870,552	347,415,209	308,559,017	1,281,824,630	680,086,218	200,588,025	115,400,324
Animal-specialty.....	288,877,690	394,640,566	728,596,301	71,859,123	75,099,166	381,031,692	2,310,759,533	670,769,130
Stock-ranch.....	170,540	34,180	62,800	502,950	69,000	142,000	45,800	
Poultry.....	60,015,124	35,896,103	51,813,839	33,406,850	11,658,462	13,891,259	36,107,613	77,440,333
Self-sufficing.....	45,573,574	31,916,602	40,536,064	29,216,440	20,632,251	21,120,246	34,265,961	71,129,753
Abnormal.....	118,595,573	62,581,085	75,493,142	80,215,266	50,413,883	35,030,820	40,400,464	68,827,152
Institution or country estate.....	31,395,271	7,721,130	22,161,521	26,161,151	11,832,351	5,081,720	9,837,847	11,217,679
Part-time.....	78,525,701	48,280,436	44,936,923	51,947,877	30,454,282	22,925,368	28,461,165	47,824,903
Boarding and lodging.....	1,177,700	642,460	675,705	2,472,630	1,965,075	1,826,975	220,040	1,023,910
Forest-product.....	2,341,971	1,426,193	993,375	2,211,405	1,053,390	2,295,787	674,104	2,454,850
Horse farm, feed lot, or livestock dealer.....	5,154,935	4,510,846	0,725,018	3,422,183	4,208,785	2,001,972	12,201,308	6,505,810
Unclassified.....	70,114,310	46,390,102	88,527,036	46,558,877	35,249,702	39,489,883	71,428,282	59,637,426
Land and buildings, per farm:								
All types.....	7,720	7,798	15,553	6,853	9,520	11,471	10,855	7,018
General.....	7,183	6,837	9,428	7,703	7,703	11,660	15,516	6,047
Cash-grain.....	11,777	13,745	26,255	8,483	8,151	16,484	24,724	11,001
Cotton.....			3,076					3,610
Crop-specialty.....	6,516	5,420	12,362	6,745	8,366	8,684	15,071	8,342
Fruit.....	11,009	7,890	9,710	9,372	14,894	8,991	9,468	7,803
Truck.....	9,555	5,725	17,196	8,392	11,909	9,043	9,772	8,740
Dairy.....	8,801	8,604	15,605	7,585	10,230	10,309	15,016	7,938
Animal-specialty.....	10,702	11,500	20,153	10,035	15,242	17,660	22,766	11,831
Stock-ranch.....	10,669	11,393	20,063	33,530	28,400	17,250	15,100	
Poultry.....	5,537	4,443	5,287	5,452	5,988	5,080	8,142	4,053
Self-sufficing.....	3,148	2,317	3,308	3,265	3,823	3,352	5,879	2,736
Abnormal.....	5,812	4,065	7,200	5,969	6,052	4,490	7,649	4,558
Land and buildings, per acre:								
All types.....	79	72	109	68	79	69	124	53
General.....	70	63	74	59	61	60	118	45
Cash-grain.....	86	81	134	72	52	65	132	69
Cotton.....			68					67
Crop-specialty.....	72	57	82	60	71	52	121	64
Fruit.....	159	92	89	136	115	320	279	94
Truck.....	222	97	356	201	201	200	198	192
Dairy.....	83	79	114	65	82	68	117	62
Animal-specialty.....	70	77	106	60	75	81	124	57
Stock-ranch.....	24	35	35	17	64	18	90	
Poultry.....	97	69	79	98	112	80	144	50
Self-sufficing.....	53	46	52	52	63	46	114	32
Abnormal.....	124	96	170	102	99	64	190	78
Farm buildings (including dwellings):								
All types.....	660,820,821	456,908,373	780,949,079	522,628,561	745,931,771	671,139,381	1,037,526,238	490,297,223
General.....	220,304,823	147,875,950	145,325,015	172,009,415	71,658,403	190,175,741	171,319,303	144,000,042
Cash-grain.....	46,292,128	46,337,315	234,576,702	6,782,535	1,288,165	57,355,223	151,473,515	27,450,302
Cotton.....			71,050					8,389,647
Crop-specialty.....	16,324,470	7,011,820	5,021,191	49,206,966	24,163,096	16,497,705	1,773,885	3,694,747
Fruit.....	9,883,019	2,643,701	5,885,120	24,002,839	2,036,142	1,855,765	1,453,734	4,869,709
Truck.....	12,702,347	5,717,500	9,945,122	10,702,113	5,047,215	3,458,915	2,907,629	3,155,600
Dairy.....	108,694,050	62,683,077	105,886,108	137,167,777	562,720,479	248,701,726	65,054,601	33,042,217
Animal-specialty.....	104,279,216	120,743,276	181,752,088	33,062,425	25,013,423	108,165,142	576,825,526	167,163,484
Stock-ranch.....	35,000	1,300	5,000	101,900	29,500	7,000	5,000	
Poultry.....	20,058,029	10,908,380	20,851,167	18,220,029	6,277,023	6,972,317	15,077,813	20,194,362
Self-sufficing.....	20,450,059	13,086,552	15,177,374	13,952,536	9,157,321	8,902,504	13,356,504	24,431,989
Abnormal.....	51,703,207	27,821,499	29,064,441	36,540,339	23,525,460	16,271,893	19,520,752	27,336,254
Institution or country estate.....	9,339,546	2,100,583	4,960,937	7,355,626	5,204,262	2,367,846	2,502,310	3,741,087
Part-time.....	38,900,808	23,329,326	19,666,994	25,610,323	15,262,763	11,210,098	13,451,233	20,639,652
Boarding and lodging.....	534,140	301,950	277,085	1,185,580	943,975	956,695	134,885	439,970
Forest-product.....	775,103	469,880	240,275	904,710	640,445	732,050	173,790	640,335
Horse farm, feed lot, or livestock dealer.....	2,153,610	1,619,760	1,619,150	1,478,200	1,474,015	1,004,704	3,207,525	1,875,210
Unclassified.....	31,441,863	16,017,928	26,788,641	20,210,087	14,114,944	12,769,450	18,748,976	16,968,472
Farmers' dwellings:								
All types.....	355,007,787	246,656,882	386,687,848	270,240,877	343,122,372	315,743,268	476,397,844	281,328,280
General.....	122,390,326	80,063,438	78,444,942	88,369,544	35,117,999	90,840,460	81,684,568	84,438,447
Cash-grain.....	23,084,444	23,108,128	109,077,373	3,467,975	580,590	26,402,682	67,585,999	15,456,132
Cotton.....			27,750					5,292,538
Crop-specialty.....	8,807,075	3,826,290	2,986,981	24,240,203	11,242,276	8,484,125	882,965	2,030,386
Fruit.....	6,000,801	1,518,015	3,628,758	14,041,894	1,070,512	1,278,430	985,215	3,083,792
Truck.....	8,002,717	3,569,380	6,530,160	6,852,920	2,912,725	2,138,960	1,817,280	2,247,420
Dairy.....	57,146,361	28,057,033	48,917,399	67,602,936	251,777,906	114,047,983	20,088,580	18,786,222
Animal-specialty.....	61,311,090	60,208,886	85,144,597	14,780,445	10,700,160	47,309,787	254,097,823	88,965,196
Stock-ranch.....	19,200	780	2,000	29,700	14,200	3,100	3,500	
Poultry.....	17,825,401	10,128,234	12,556,733	10,523,348	3,566,749	3,972,025	8,392,175	17,691,348
Self-sufficing.....	13,444,335	8,093,935	9,683,075	8,694,055	5,820,485	5,610,308	8,426,310	15,917,176
Abnormal.....	32,385,475	18,323,575	13,267,745	21,390,387	13,798,708	9,804,909	12,375,000	17,903,970
Institution or country estate.....	2,909,479	594,595	2,747,975	2,155,407	2,058,038	667,026	977,970	1,196,954
Part-time.....	27,577,918	16,480,195	14,240,330	17,336,340	10,305,540	7,927,436	9,687,800	15,038,324
Boarding and lodging.....	344,280	200,350	174,750	687,975	469,200	421,870	86,050	241,075
Forest-product.....	424,123	262,710	147,365	415,555	331,870	394,452	87,880	396,105
Horse farm, feed lot, or livestock dealer.....	1,129,705	801,425	957,325	735,110	634,150	444,125	1,535,300	1,081,312
Unclassified.....	14,590,532	8,424,268	11,220,335	10,217,570	6,450,912	5,766,497	8,588,429	9,616,854
Implement and machinery:								
All types.....	103,175,957	66,778,440	180,412,877	105,562,502	170,278,658	181,787,478	270,516,267	94,521,636
General.....	37,695,235	27,583,285	29,940,472	35,932,079	16,244,170	53,160,501	42,298,897	27,362,981
Cash-grain.....	9,377,717	11,737,097	61,009,309	1,255,362	220,460	20,009,605	48,782,314	7,452,961
Cotton.....			9,870					2,433,520
Crop-specialty.....	2,572,135	1,354,978	1,240,983	11,613,852	5,287,063	5,236,460	497,059	757,772
Fruit.....	1,498,731	662,780	1,542,587	5,001,704	598,609	207,326	193,087	833,088
Truck.....	2,041,195	1,000,806	2,113,734	2,498,755	970,039	692,900	600,791	600,229
Dairy.....	17,233,148	9,751,324	19,872,872	29,752,163	133,410,581	62,120,931	14,811,511	6,307,188
Animal-specialty.....	19,795,355	20,551,667	37,732,966	6,914,713	6,408,083	32,108,355	153,464,323	35,875,964
Stock-ranch.....	9,430	1,100	38,240	38,240	4,226	2,595		

AGRICULTURE—UNITED STATES SUMMARY, BY TYPE OF FARM.

1930, BY TYPE OF FARM, BY DIVISIONS AND STATES—Continued

bottom of p. 8]

WEST NORTH CENTRAL DIVISION—Continued				SOUTH ATLANTIC DIVISION								
NORTH DAKOTA	SOUTH DAKOTA	NEBRASKA	KANSAS	DELAWARE	MARYLAND	DIST. OF COLUMBIA	VIRGINIA	WEST VIRGINIA	NORTH CAROLINA	SOUTH CAROLINA	GEORGIA	
Dollars	Dollars	Dollars	Dollars	Dollars	Dollars	Dollars	Dollars	Dollars	Dollars	Dollars	Dollars	
951,225,446	1,285,153,538	2,495,203,071	2,281,101,631	66,941,747	368,170,188	7,143,712	855,849,872	341,976,394	844,121,809	379,190,630	577,338,409	
121,261,814	233,185,690	351,381,402	387,580,454	18,399,814	85,635,689	---	204,578,010	81,474,208	108,220,920	27,045,751	50,217,570	
713,767,946	404,109,401	906,108,193	1,036,680,790	4,161,950	28,062,230	---	20,459,745	4,517,428	6,059,047	2,285,037	972,752	
---	---	169,400	---	---	---	---	7,808,363	---	222,005,553	249,704,712	331,085,634	
13,398,082	13,717,783	48,641,060	22,961,260	2,302,835	35,641,324	---	125,278,077	5,678,480	300,406,866	40,798,342	52,515,959	
---	78,000	2,099,930	8,021,070	4,873,154	8,908,846	---	39,703,143	11,635,307	9,025,793	1,436,275	23,684,880	
44,385	424,945	2,328,590	4,979,399	4,141,974	30,491,112	1,220,700	15,792,593	1,838,850	6,076,241	5,888,178	7,672,389	
20,298,508	29,145,554	36,211,095	71,805,085	8,260,902	69,318,833	---	54,457,573	24,647,470	24,119,131	8,677,266	17,176,011	
51,152,625	477,859,947	980,167,683	505,511,770	438,200	10,063,129	---	103,703,445	40,757,019	13,242,985	2,242,413	8,325,484	
17,204,503	81,658,708	81,200,628	98,920,751	---	---	---	13,064,530	20,795,837	3,256,570	504,770	991,940	
646,440	3,187,460	11,727,281	41,079,871	8,078,113	17,461,158	55,500	24,169,586	7,324,240	4,717,522	1,039,403	3,013,829	
1,893,141	6,881,604	15,378,678	25,206,711	2,598,192	14,046,701	11,800	111,337,387	86,107,460	71,682,649	12,035,338	19,705,730	
3,569,583	8,807,811	24,929,395	38,761,036	10,239,648	43,198,846	4,887,012	113,032,707	46,489,397	50,525,226	14,756,682	33,243,707	
706,260	1,709,226	2,741,191	5,255,715	7,078,483	20,708,613	4,752,412	28,088,809	3,199,790	6,938,217	3,065,780	9,090,222	
2,366,771	4,135,291	9,926,434	24,848,479	2,884,215	18,786,140	135,500	62,822,759	36,095,503	34,055,164	8,392,592	17,227,986	
8,900	242,900	232,500	232,500	137,750	849,095	---	1,712,825	697,125	1,125,130	284,037	316,990	
98,662	218,564	104,625	240,460	61,200	1,094,098	---	9,603,119	3,952,515	7,252,882	2,774,133	6,190,934	
---	---	---	---	---	---	---	---	---	---	---	---	
328,900	2,561,830	11,804,945	8,177,882	78,000	1,760,900	---	10,805,105	2,544,464	1,153,833	240,140	417,575	
7,987,419	26,036,575	34,938,366	38,733,434	3,446,957	13,324,300	958,800	22,344,513	10,710,063	25,883,306	12,083,435	28,282,615	
---	---	---	---	---	---	---	---	---	---	---	---	
12,199	15,455	19,274	13,738	6,896	8,244	68,090	5,016	4,138	3,018	2,401	2,259	
9,973	13,742	15,452	10,179	6,237	7,645	---	5,963	4,880	4,015	3,545	3,003	
13,011	15,622	17,930	17,930	10,029	13,206	---	10,953	9,863	5,727	3,655	3,243	
---	---	2,732	---	---	---	---	2,275	---	2,870	2,272	1,921	
12,181	10,878	15,069	13,941	5,470	6,493	---	3,504	3,030	2,894	2,536	2,683	
---	8,607	10,606	13,143	8,687	7,835	---	14,618	12,095	5,454	8,549	15,928	
2,336	6,169	7,636	8,736	7,836	7,836	25,619	8,663	7,826	4,140	4,948	6,536	
9,269	11,969	14,284	10,831	12,404	12,264	---	15,222	8,784	0,552	8,248	6,561	
14,421	20,134	22,059	14,824	11,843	17,440	---	15,971	7,967	0,672	5,551	6,180	
18,034	14,036	31,338	38,056	---	---	---	31,255	14,118	25,042	20,894	12,390	
4,824	8,439	8,224	6,340	4,045	5,937	11,100	5,781	4,847	4,368	4,216	4,174	
2,531	3,067	6,069	4,616	3,843	3,749	3,933	2,522	2,640	2,080	1,725	1,544	
3,701	6,188	9,209	5,760	16,253	8,701	105,516	4,618	3,101	3,216	2,487	4,052	
---	---	---	---	---	---	---	---	---	---	---	---	
25	35	56	49	74	81	2,326	51	39	47	36	26	
27	43	54	54	56	65	---	47	37	41	32	24	
25	37	73	46	50	68	---	60	60	41	31	30	
---	---	36	---	---	---	---	29	---	48	---	26	
40	30	51	56	54	57	---	40	36	40	47	37	
---	52	244	169	94	99	---	94	73	51	57	52	
62	101	216	236	58	98	1,432	89	103	67	47	34	
28	37	52	73	90	89	---	57	66	81	61	43	
29	55	67	53	73	84	---	89	59	37	40	20	
10	10	9	23	---	---	---	28	28	45	45	7	
34	73	118	70	68	116	2,643	73	73	68	56	53	
20	14	75	58	61	70	2,960	37	34	35	32	21	
28	16	84	96	324	187	2,523	72	48	58	38	44	
---	---	---	---	---	---	---	---	---	---	---	---	
831,148,629	251,865,217	446,539,223	386,648,841	31,711,384	157,716,366	1,003,036	321,941,879	119,212,586	270,363,669	119,055,369	182,446,649	
30,082,280	50,483,179	70,675,893	80,947,605	8,313,698	37,278,563	---	77,077,948	29,413,503	34,958,402	9,485,655	17,097,311	
162,589,178	66,044,763	134,986,108	129,068,377	1,070,740	10,164,470	---	6,855,205	1,394,142	6,525,905	681,597	214,355	
---	---	39,005	---	---	---	---	3,147,510	---	65,802,461	74,819,043	104,137,900	
3,471,794	2,686,000	8,041,089	3,075,055	969,875	14,591,312	---	47,140,569	1,843,815	98,007,669	12,514,010	15,857,243	
---	25,460	620,025	1,910,275	1,824,925	3,872,913	---	11,308,924	3,116,523	2,723,307	373,675	4,311,681	
17,700	153,900	670,775	1,138,115	1,777,045	11,314,701	200,925	30,701,820	644,076	1,711,025	1,789,390	2,382,121	
6,872,249	7,413,664	8,844,497	17,330,079	4,122,695	32,324,836	---	20,468,194	9,133,245	8,231,098	3,282,199	6,276,287	
15,070,862	101,440,233	188,008,155	208,700	208,700	3,572,935	---	30,368,073	12,214,670	3,545,995	658,140	2,395,210	
3,159,403	12,735,971	8,781,572	9,988,042	---	---	---	2,209,765	4,511,862	541,025	136,575	147,800	
284,015	1,275,880	4,639,462	14,259,374	4,475,464	9,723,687	20,500	12,130,319	3,175,430	2,189,635	822,715	1,423,680	
675,733	1,630,077	5,404,932	7,628,655	1,240,300	6,977,590	7,000	45,680,092	30,781,886	23,042,377	4,734,374	7,017,051	
1,292,389	2,555,060	8,624,264	13,724,489	5,364,207	23,110,227	352,510	52,364,936	19,522,569	19,748,865	6,105,787	12,879,636	
285,014	541,832	699,023	1,601,630	3,726,637	10,809,042	333,310	12,975,423	1,504,270	2,090,273	1,062,407	3,641,206	
909,020	1,526,518	4,740,524	10,155,494	1,533,020	10,665,780	19,200	30,988,083	15,821,825	14,759,907	4,016,695	7,447,755	
4,700	99,675	157,600	110,000	40,700	428,780	---	878,685	320,275	568,905	156,775	180,725	
22,535	43,885	37,950	45,700	23,350	431,575	---	3,394,290	1,136,561	1,972,080	770,815	1,439,825	
---	---	---	---	---	---	---	---	---	---	---	---	
90,520	343,150	2,988,522	1,811,765	40,500	877,100	---	4,118,455	737,637	357,700	100,455	170,125	
1,853,026	4,790,980	6,653,450	7,850,121	1,737,715	6,285,372	416,100	7,843,634	3,460,817	7,646,265	3,651,639	8,156,394	
---	---	---	---	---	---	---	---	---	---	---	---	
109,805,878	119,083,284	222,568,730	211,084,879	17,370,169	88,617,433	496,500	209,088,836	77,776,083	182,523,315	81,992,868	123,456,241	
17,832,828	24,539,833	36,336,907	45,490,000	4,813,925	21,042,669	---	50,551,218	18,718,297	23,529,440	6,515,428	11,598,816	
77,001,890	31,875,372	66,658,287	68,744,284	914,725	5,467,000	---	4,106,340	717,890	918,900	460,235	125,736	
---	---	27,310	---	---	---	---	2,221,752	---	40,586,804	52,421,371	72,681,388	
1,685,567	1,326,865	4,489,407	2,102,375	517,000	8,409,440	---	31,818,051	1,143,780	63,568,670	8,022,410	10,000,286	
---	19,350	413,760	1,189,825	1,085,260	1,937,725	---	6,751,208	1,582,250	1,625,788	251,195	2,172,506	
13,075	109,360	459,525	753,130	1,110,768	7,062,405	138,600	3,183,930	424,260	1,229,310	1,170,262	1,533,576	
3,108,965	3,505,729	4,551,683	9,731,370	2,031,825	15,735,461	---	10,200,100	5,896,280	4,479,230	1,878,186	3,641,332	
6,613,402	45,905,117	90,778,580	51,393,895	110,600	1,817,750	---	17,510,403	7,432,796	2,208,230	437,340	1,4	

ITEM AND TYPE OF FARM (See definitions in Introduction)	SOUTH ATLANTIC DIVISION—CON.		EAST SOUTH CENTRAL DIVISION				WEST SOUTH CENTRAL DIVISION		
	FLORIDA		KENTUCKY	TENNESSEE	ALABAMA	MISSISSIPPI	ARKANSAS	LOUISIANA	OKLAHOMA
	Dollars	Dollars	Dollars	Dollars	Dollars	Dollars	Dollars	Dollars	Dollars
Land and buildings:									
All types.....	423,346,262	871,448,632	745,222,363	502,370,306	568,322,065	547,828,250	418,191,773	1,242,723,528	
General.....	22,763,914	183,704,220	181,832,413	35,787,737	34,930,363	66,644,964	24,310,967	202,436,009	
Cash-grain.....	498,222	16,208,405	20,400,433	497,432	133,408	17,652,550	38,888,137	330,619,559	
Cotton.....	10,495,401	2,046,992	129,247,628	367,570,199	443,829,340	350,139,796	219,778,541	410,169,618	
Crop-specialty.....	24,056,444	262,089,322	73,260,673	8,002,684	3,378,523	3,772,919	49,655,899	18,223,279	
Fruit.....	236,656,427	3,517,647	5,896,740	6,344,345	4,390,987	15,803,711	12,086,839	3,470,773	
Truck.....	36,574,789	4,896,940	7,809,276	4,409,801	6,505,247	2,627,206	6,817,956	2,635,900	
Dairy.....	9,475,434	44,591,473	47,776,866	14,001,904	10,102,810	12,080,166	11,127,158	30,239,942	
Animal-specialty.....	6,243,914	119,444,481	85,816,072	7,074,790	4,553,068	9,250,433	4,433,566	73,822,285	
Stock-ranch.....	3,666,698	9,598,010	447,530	4,089,476	2,908,402	792,955	6,241,376	38,434,901	
Poultry.....	4,209,989	4,209,989	6,586,484	3,114,200	1,533,288	3,698,442	1,563,495	14,622,747	
Self-sufficing.....	8,695,851	100,229,344	100,514,448	18,317,284	14,219,849	26,882,460	12,227,406	34,259,494	
Abnormal.....	33,869,043	30,080,214	59,587,654	19,518,268	20,718,503	15,956,200	13,325,871	32,999,491	
Institution or country estate.....	17,635,049	15,703,529	10,489,843	3,501,588	5,210,154	2,268,082	2,071,340	8,617,979	
Part-time.....	14,554,765	37,519,434	38,829,894	11,562,089	11,654,359	10,086,393	8,214,416	18,273,808	
Boarding and lodging.....	363,160	538,850	483,262	260,715	111,604	175,250	175,250	533,055	
Forest-product.....	1,159,689	3,032,137	4,804,528	3,368,190	3,034,926	1,706,806	1,600,165	455,938	
Horse farm, feed lot, or live-stock dealer.....	100,400	23,226,264	4,980,127	835,680	707,460	1,773,834	298,700	5,119,210	
Unclassified.....	21,364,980	31,831,595	24,047,146	13,642,726	15,022,274	22,927,448	17,734,562	41,889,538	
Land and buildings, per farm:									
All types.....	7,179	3,535	3,025	1,952	1,818	2,261	2,590	6,099	
General.....	2,677	3,910	3,797	2,707	2,412	2,802	2,926	5,527	
Cash-grain.....	3,718	5,957	4,952	5,527	2,300	11,545	9,405	12,866	
Cotton.....	1,807	3,560	2,049	1,777	1,712	2,076	1,909	4,752	
Crop-specialty.....	6,434	3,998	3,118	3,064	3,705	4,984	8,713	6,378	
Fruit.....	17,362	6,237	5,228	6,671	9,924	4,860	2,877	5,527	
Truck.....	5,448	6,230	4,452	4,778	1,525	2,426	4,196	4,964	
Dairy.....	9,953	7,557	8,201	9,086	5,020	4,784	7,988	7,581	
Animal-specialty.....	3,826	10,279	7,907	7,542	5,563	4,815	5,210	10,171	
Stock-ranch.....	9,778	23,525	8,444	15,668	13,465	13,672	18,144	39,747	
Poultry.....	5,095	3,323	3,778	4,175	4,577	3,460	5,444	4,992	
Self-sufficing.....	1,380	1,549	1,808	1,416	1,375	1,572	1,764	2,374	
Abnormal.....	6,778	3,826	3,247	2,817	3,015	2,513	3,184	4,886	
Land and buildings, per acre:									
All types.....	84	44	41	29	33	34	45	37	
General.....	27	39	39	26	21	25	37	35	
Cash-grain.....	24	40	51	50	33	44	48	43	
Cotton.....	24	71	38	28	35	38	43	40	
Crop-specialty.....	42	51	43	32	32	38	54	35	
Fruit.....	284	76	50	77	67	54	76	53	
Truck.....	99	135	80	71	28	34	94	77	
Dairy.....	103	69	66	49	35	44	67	47	
Animal-specialty.....	24	59	45	23	22	25	34	33	
Stock-ranch.....	10	59	34	15	14	19	24	12	
Poultry.....	146	47	60	59	53	50	115	56	
Self-sufficing.....	7	24	30	21	20	20	38	29	
Abnormal.....	27	63	53	34	31	36	52	50	
Farm buildings (including dwellings):									
All types.....	70,491,473	276,468,780	227,570,837	148,331,866	157,723,348	130,908,452	104,633,827	211,472,123	
General.....	6,857,364	61,507,430	56,265,468	12,008,114	12,669,233	20,908,487	8,075,774	42,141,782	
Cash-grain.....	91,735	3,642,093	4,480,087	72,755	40,786	3,341,695	6,193,851	41,910,966	
Cotton.....	2,818,282	334,985	35,509,538	104,061,235	114,475,700	80,398,874	51,701,835	63,031,637	
Crop-specialty.....	5,164,022	80,452,002	23,117,748	2,113,639	916,709	904,608	11,701,437	3,059,946	
Fruit.....	25,289,522	1,200,185	1,045,735	1,599,825	874,381	4,259,293	3,901,329	791,687	
Truck.....	6,303,948	1,856,420	1,998,908	1,243,232	2,459,071	748,899	1,840,325	493,090	
Dairy.....	2,867,496	14,705,145	14,807,726	4,259,805	5,538,414	4,129,533	3,622,413	9,871,904	
Animal-specialty.....	1,070,733	32,752,170	23,164,178	1,840,811	1,367,370	2,350,735	1,339,695	13,832,699	
Stock-ranch.....	547,340	2,065,350	38,050	708,520	553,505	1,668,366	1,133,277	3,213,765	
Poultry.....	3,653,461	1,797,975	2,462,060	1,440,440	680,880	1,498,635	5,044,825	5,023,936	
Self-sufficing.....	2,946,602	35,784,529	34,012,073	6,890,390	5,020,074	9,040,692	4,885,300	8,801,997	
Abnormal.....	7,470,660	30,788,933	23,612,970	7,649,126	8,368,196	6,514,900	5,545,076	11,885,735	
Institution or country estate.....	1,995,118	5,514,806	3,812,725	894,723	1,900,788	867,235	886,730	3,836,550	
Part-time.....	5,000,249	16,172,469	16,814,138	5,385,513	5,828,513	4,975,925	3,970,674	6,581,120	
Boarding and lodging.....	170,275	227,285	288,700	154,325	61,275	214,100	77,775	214,100	
Forest-product.....	259,458	737,685	1,187,182	871,880	894,320	456,400	495,066	103,495	
Horse farm, feed lot, or live-stock dealer.....	45,550	8,140,685	1,500,225	242,685	283,300	552,210	110,430	1,100,470	
Unclassified.....	4,770,728	9,600,670	6,348,196	3,937,964	4,163,197	5,043,731	4,112,900	7,853,932	
Farmers' dwellings:									
All types.....	47,557,616	163,767,651	147,878,769	104,969,633	117,951,805	94,841,462	72,997,049	129,456,882	
General.....	4,878,662	30,011,312	35,593,571	8,465,287	9,076,501	13,556,017	5,812,998	25,650,224	
Cash-grain.....	4,529,295	2,002,100	2,736,890	47,660	20,801	1,713,373	3,705,263	23,210,985	
Cotton.....	2,048,579	229,280	25,000,607	75,113,577	87,121,265	50,017,369	38,588,177	40,525,907	
Crop-specialty.....	2,687,340	45,424,148	13,773,340	1,347,761	630,736	542,495	4,798,780	1,833,400	
Fruit.....	18,049,507	740,050	1,021,175	1,095,695	610,950	2,787,048	2,930,690	498,000	
Truck.....	4,302,167	1,378,830	1,318,592	813,020	1,861,329	819,930	1,314,425	312,770	
Dairy.....	1,481,920	8,702,461	9,052,951	2,312,215	3,003,436	2,578,137	2,390,140	5,128,756	
Animal-specialty.....	1,133,360	17,699,574	13,617,013	1,123,510	888,650	1,379,134	919,130	7,611,439	
Stock-ranch.....	340,550	964,870	47,425	407,825	351,350	74,505	719,775	1,505,405	
Poultry.....	2,407,321	1,164,084	1,559,833	928,565	930,344	379,000	3,053,765	3,053,765	
Self-sufficing.....	2,264,355	24,508,310	23,177,462	5,185,019	4,316,707	6,267,835	3,604,239	5,988,303	
Abnormal.....	4,847,027	18,013,479	16,564,989	5,356,011	5,885,340	4,501,931	3,976,781	6,263,062	
Institution or country estate.....	659,600	2,974,980	2,104,350	308,553	444,650	428,800	469,500	749,500	
Part-time.....	3,970,604	12,041,773	12,605,489	4,217,638	4,626,345	3,438,241	3,082,096	4,749,337	
Boarding and lodging.....	114,000	153,590	240,010	92,125	50,675	41,075	50,675	69,275	
Forest-product.....	173,463	432,126	714,725	561,645	585,395	269,875	308,835	60,955	
Horse farm, feed lot, or live-stock dealer.....	29,300	2,391,010	900,415	176,050	323,940	77,700	604,145	604,145	
Unclassified.....	2,998,443	6,019,153	4,327,302	2,773,508	3,133,926	3,937,404	2,814,591	4,870,226	
Implements and machinery:									
All types.....	15,446,476	36,548,328	45,768,093	33,544,806	41,600,042	33,116,340	28,173,647	92,857,608	
General.....	1,811,247	11,891,802	2,796,806	3,675,954	4,203,106	4,203,106	1,884,373	14,632,608	
Cash-grain.....	18,000	688,782	1,005,276	31,320	22,445	2,559,834	4,697,800	33,469,302	
Cotton.....	482,842	72,887	9,151,826	23,950,081	30,673,165	10,543,923	12,617,610	26,600,653	
Crop-specialty.....	2,450,150	11,290,966	4,608,411	604,358	366,042	317,000	3,073,312	1,234,437	
Fruit.....	4,495,806	219,852	403,982	372,001	224,393	935,925	774,925	208,658	
Truck.....	2,680,257	258,779	535,519	308,320	709,134	172,762	424,312	128,432	
Dairy.....	802,727	2,219,149	3,035,248	1,231,942	1,575,798	904,127	936,340	2,846,204	
Animal-specialty.....	400,850	5,199,803	4,838,704	489,034	448,542	622,037	331,884	5,825,320	

AGRICULTURE--UNITED STATES SUMMARY, BY TYPE OF FARM 23

1930, BY TYPE OF FARM, BY DIVISIONS AND STATES--Continued

bottom of p. 8]

WEST SOUTH CENTRAL DIVISION--Con.	MOUNTAIN DIVISION								PACIFIC DIVISION			
	TEXAS	MONTANA	IDAHO	WYOMING	COLORADO	NEW MEXICO	ARIZONA	UTAH	NEVADA	WASHINGTON	OREGON	
Dollars	Dollars	Dollars	Dollars	Dollars	Dollars	Dollars	Dollars	Dollars	Dollars	Dollars	Dollars	Dollars
3,587,498,986	527,810,002	417,249,572	206,852,171	628,849,875	207,859,482	184,230,556	221,223,172	64,111,000	773,652,602	630,827,827	3,419,470,764	1
136,543,698	41,716,577	56,412,827	19,732,134	64,647,607	15,204,768	7,969,441	40,078,354	5,777,781	52,658,551	92,593,871	64,594,081	2
271,452,595	210,071,473	112,845,266	17,293,040	104,470,257	22,537,135	2,113,351	17,947,041	423,125	254,025,719	135,535,307	218,009,904	3
1,905,506,797	44,254,556	126,865,143	31,798,906	169,657,153	29,776,518	64,137,749	37,020,407	11,079,916	40,615,235	39,667,315	61,062,728	4
24,302,396	1,503,253	13,687,552	28,000	14,941,114	18,832,848	10,945,084	9,348,562	174,600	134,304,054	76,999,823	345,746,343	5
49,825,879	1,003,170	1,182,515	191,000	17,367,457	20,238,505	9,419,582	7,707,555	529,525	10,692,920	9,611,692	193,922,275	6
41,797,942	18,395,843	29,550,649	7,305,320	35,837,679	2,166,609	5,474,248	28,884,808	7,263,858	124,980,021	9,255,704	320,891,999	7
86,700,707	24,855,622	27,085,701	14,864,091	72,740,578	4,676,570	3,708,332	19,108,910	2,831,775	12,704,085	24,339,545	49,888,603	8
61,171,273	146,061,650	22,077,859	101,159,370	87,198,225	81,985,573	27,369,945	31,420,571	20,398,043	14,066,940	70,161,419	275,095,229	9
716,740,072	1,704,700	3,976,016	1,040,108	9,366,403	1,014,087	3,972,347	11,707,954	1,762,265	40,870,548	20,334,405	142,478,003	11
30,857,613	4,122,781	4,061,082	1,760,154	4,970,866	5,179,030	2,232,069	3,070,255	3,17,920	13,554,239	13,297,469	10,814,151	12
36,330,189	12,685,404	11,729,816	8,147,750	23,682,167	7,075,388	10,287,395	13,005,003	2,204,493	42,593,244	36,831,625	115,885,885	13
57,853,054	2,226,700	1,441,278	1,536,196	4,009,267	7,000,219	7,079,636	516,650	493,300	2,824,820	2,810,915	39,309,571	14
8,812,496	6,978,572	7,797,740	3,579,441	14,081,747	5,020,742	6,176,472	12,021,775	830,995	34,370,024	27,394,401	58,809,451	15
39,770,210	1,171,224	304,380	1,509,851	1,609,446	1,460,999	1,460,999	207,525	199,350	1,157,320	4,765,800	4,255,085	16
956,127	575,745	990,288	151,237	937,858	188,228	475,102			2,586,076	4,069,464	2,637,755	17
2,741,605												
5,572,616	1,633,214	1,196,130	974,025	3,083,800	666,340	1,495,226	919,143	682,848	1,645,095	1,871,455	10,874,023	18
138,234,771	9,934,847	6,875,106	3,532,238	24,458,209	8,722,376	10,041,513	3,106,361	1,715,690	22,032,546	18,011,847	134,675,968	19
7,280	11,109	10,012	12,819	10,497	6,610	12,999	8,145	18,626	10,911	11,438	25,203	20
5,698	7,422	7,805	7,915	7,569	4,601	8,130	7,422	13,131	7,395	9,510	14,594	21
18,002	11,354	14,482	9,699	11,669	7,660	10,838	11,154	11,753	30,162	27,298	49,400	22
5,453					10,304	23,348					20,553	23
7,259	10,701	11,938	11,201	12,387	4,394	17,075	9,240	18,193	10,832	13,456	38,657	24
19,471	7,631	10,635	5,600	8,399	8,612	41,558	9,443	11,640	13,616	12,209	28,733	25
7,381	10,478	5,825	5,162	7,916	2,976	21,026	7,873	12,608	8,232	10,203	25,966	26
10,738	8,458	6,991	8,097	10,124	8,567	15,845	8,564	14,617	9,823	11,921	21,141	27
9,788	10,022	11,560	10,195	13,727	5,574	11,617	9,101	20,670	10,229	12,931	23,304	28
45,851	21,240	14,969	25,039	18,031	13,882	7,478	13,158	35,764	21,754	26,492	53,719	29
5,851	4,505	5,046	4,838	5,750	4,862	6,356	6,447	7,506	5,775	6,570	9,237	30
2,683	2,934	3,098	3,278	2,947	1,570	3,171	3,330	2,606	3,733	3,733	4,843	31
4,820	4,861	3,924	7,249	5,827	2,263	4,438	4,293	8,053	4,335	4,868	12,322	32
29	12	45	9	22	7	18	39	16	57	38	112	33
38	15	51	13	16	15	67	62	52	58	60	70	34
39	14	40	13	21	22	18	97	70	40	43	70	35
50					98	175					123	36
57	24	87	28	43	14	111	85	32	91	57	222	37
229	85	106	73	197	88	590	232	70	361	156	470	38
90	82	108	58	117	91	175	210	143	143	254	376	39
93	25	57	22	30	18	124	87	70	89	76	519	40
31	16	41	17	20	16	74	55	70	32	45	71	41
11	7	12	6	8	3	3	11	9	7	10	18	42
58	26	56	19	73	26	65	108	96	180	111	344	43
38	13	32	9	16	15	30	45	21	63	50	53	44
68	16	37	17	31	12	28	91	38	89	58	137	45
534,537,461	84,868,634	76,993,895	32,987,716	118,391,947	27,138,284	23,376,883	46,881,867	10,445,523	165,298,228	128,881,098	443,316,190	46
46,384,841	8,861,227	12,863,491	3,673,138	14,017,616	2,752,059	1,417,855	8,745,116	1,129,729	14,310,910	21,823,300	11,856,613	47
29,233,377	30,505,328	14,311,894	2,171,853	14,412,680	2,620,275	1,888,380	2,302,938	66,126	20,780,575	15,867,594	16,217,905	48
305,978,617	7,852,973	21,010,179	5,383,805	28,135,753	3,351,005	5,392,346	5,602,846	1,667,883	7,519,721	7,292,300	5,735,528	49
3,994,240	510,465	3,514,834	10,000	4,068,582	2,881,101	1,225,083	6,401,930	1,667,883	7,519,721	7,292,300	26,803,628	50
5,695,156	368,905	3,000,935	55,870	4,003,500	475,390	2,604,408	2,391,014	10,000	28,825,948	18,179,618	186,471,703	51
6,163,908	5,104,124	7,982,383	1,059,072	8,499,216	1,225,854	1,894,405	6,788,228	1,519,293	32,265,637	21,550,659	50,075,943	52
18,673,404	4,798,589	5,541,373	13,730,343	809,748	809,748	490,610	3,300,749	535,647	2,785,652	4,974,045	7,332,181	53
9,925,168	10,193,874	3,208,441	12,831,665	12,008,934	9,223,299	3,298,910	3,755,245	3,912,154	1,900,709	8,024,400	22,323,228	54
45,234,594	10,797,400	1,641,191	347,320	4,164,659	4,164,659	1,377,196	5,249,061	922,010	22,169,845	7,076,594	55,509,927	55
10,797,400	1,091,845	1,355,085	349,643	1,394,239	1,503,226	533,212	904,885	88,695	4,691,026	4,409,545	3,303,351	56
12,239,143	3,702,943	4,003,787	2,428,026	8,135,558	2,308,456	4,832,416	4,832,416	557,095	15,835,283	12,223,417	28,502,376	57
20,880,530	507,466	473,549	517,435	1,269,294	275,215	267,455	70,950	128,600	960,244	778,020	6,801,869	58
3,137,708	2,179,749	2,809,013	919,715	5,105,189	1,607,562	1,736,271	4,405,081	210,640	13,605,981	9,950,730	17,707,818	59
15,642,901	475,068	130,950	660,884	709,140	281,520	639,951	71,215	129,250	432,700	292,970	1,345,998	60
393,405	134,650	222,500	27,750	103,315	33,714	34,358			583,170	857,172	466,935	61
1,195,491	345,410	298,675	300,242	798,620	140,455	204,831	225,174	88,705	353,188	338,025	2,180,650	62
19,337,073	1,964,400	1,361,100	681,824	5,820,777	1,145,015	1,201,112	880,095	261,855	6,041,875	5,042,450	15,735,632	63
361,008,434	43,225,733	46,543,914	15,866,118	64,388,655	16,516,597	14,335,913	32,290,238	6,688,740	93,478,362	72,027,908	257,042,770	64
31,203,300	4,063,300	5,057,004	1,922,122	8,044,010	1,710,933	946,607	6,110,818	676,287	8,478,413	12,759,888	6,041,850	65
16,902,086	15,000,090	7,532,305	1,080,076	7,504,996	1,444,807	1,382,217	1,590,740	41,125	13,071,504	8,218,850	8,306,477	66
207,833,305	4,309,249	13,321,843	3,000,975	15,207,367	1,895,253	3,079,015	4,827,015	928,208	4,377,675	3,677,945	14,805,208	67
2,593,426	329,865	2,220,775	7,600	2,830,640	592,504	738,550	1,765,082	11,300	18,220,002	10,655,380	121,332,708	68
3,897,280	211,075	207,845	40,025	2,671,675	352,475	559,350	986,165	42,765	1,394,949	1,004,615	7,739,540	69
4,217,604	2,500,693	5,023,811	833,823	4,392,336	655,593	1,122,300	4,440,823	845,840	16,740,218	11,300,758	23,848,492	70
11,257,309	2,447,065	3,222,380	1,490,305	6,935,399	492,593							

AGRICULTURE—UNITED STATES SUMMARY, BY TYPE OF FARM

STATE TABLE III.—VALUE OF FARM PRODUCTS SOLD, TRADED, OR USED BY OPERATOR'S FAMILY;
 [Due to crop failure, new operations, etc., the farms reporting specific items will not always agree with those reporting]

CLASS OF PRODUCT AND TYPE OF FARM (See definitions in Introduction)	UNITED STATES		GEOGRAPHIC DIVISIONS							
	Farms reporting	Value	NEW ENGLAND		MIDDLE ATLANTIC		EAST NORTH CENTRAL		WEST NORTH CENTRAL	
			Farms reporting	Value	Farms reporting	Value	Farms reporting	Value	Farms reporting	Value
All products (sold, traded, or used by operator's family):	<i>Number</i>	<i>Dollars</i>	<i>Number</i>	<i>Dollars</i>	<i>Number</i>	<i>Dollars</i>	<i>Number</i>	<i>Dollars</i>	<i>Number</i>	<i>Dollars</i>
All types.....	6,989,882	11,011,829,336	181,587	314,947,080	343,645	797,762,440	927,608	1,650,605,612	1,075,954	2,843,970,959
General.....	1,044,264	1,544,905,815	17,177	27,836,819	80,935	145,061,469	275,921	428,662,803	265,723	404,418,159
Cash-grain.....	454,726	1,838,834,957	31	81,280	3,613	5,330,700	84,415	233,231,494	245,869	710,134,057
Cotton.....	1,640,025	1,698,106,595					75	69,962	13,588	21,011,853
Crop-specialty.....	431,379	834,364,811	12,138	66,923,139	18,354	50,515,634	30,791	64,889,101	16,073	47,350,577
Fruit.....	141,417	474,815,064	2,074	9,670,702	11,989	38,100,951	12,540	32,177,801	3,976	7,061,541
Truck.....	84,561	243,004,907	3,216	10,409,460	13,575	43,977,235	14,705	31,949,939	4,318	8,137,134
Dairy.....	604,837	1,672,131,934	39,822	133,245,486	118,255	380,026,763	235,322	548,003,818	100,088	245,008,846
Animal-specialty.....	479,042	1,740,973,653	2,053	6,114,531	4,160	14,315,686	100,652	371,044,360	285,984	1,112,836,078
Stock-ranch.....	71,000	509,422,932			30	86,454	42	415,923	11,932	30,870,535
Poultry.....	166,517	331,167,118	10,002	27,275,649	20,323	65,012,087	36,794	52,724,966	31,934	30,213,589
Self-sufficing.....	409,019	211,719,984	11,113	5,378,060	24,322	11,878,515	52,397	11,048,505	49,240	21,048,770
Abnormal.....	384,095	412,191,605	23,161	28,611,449	42,083	42,256,280	60,052	64,890,840	41,220	34,889,780
Crops (including plants, flowers, etc.), sold or traded:										
All types.....	4,923,419	4,424,480,691	79,101	95,833,325	289,572	206,363,311	704,773	466,030,846	792,431	782,216,064
General.....	904,532	434,883,756	14,417	6,795,810	75,388	47,371,648	237,246	108,500,241	211,774	108,837,952
Cash-grain.....	452,313	1,838,834,957	31	81,280	3,603	5,330,700	84,196	153,515,624	244,863	472,064,910
Cotton.....	1,630,513	1,309,937,960					74	54,739	13,573	18,920,901
Crop-specialty.....	430,812	834,364,811	12,036	58,754,221	18,327	37,316,141	30,765	40,943,420	16,052	36,007,130
Fruit.....	135,935	426,265,975	2,057	8,644,318	11,943	30,719,460	12,365	25,693,269	3,935	5,732,103
Truck.....	84,329	214,239,147	3,210	8,970,799	13,575	37,436,205	14,086	37,436,205	4,303	8,616,830
Dairy.....	401,760	143,943,899	39,822	8,149,582	80,267	35,068,338	162,600	50,038,283	64,389	19,860,218
Animal-specialty.....	313,784	182,618,684	1,126	309,068	3,185	2,175,929	80,361	46,009,285	176,465	68,995,334
Stock-ranch.....	30,575	25,099,204			7	1,031	11	8,443	6,840	6,031,268
Poultry.....	87,216	28,304,716	5,005	1,213,184	16,007	5,234,047	20,071	4,163,573	13,008	2,125,062
Self-sufficing.....	255,968	23,464,850	5,602	495,633	14,880	1,381,893	23,031	1,912,005	18,564	1,451,171
Abnormal.....	195,602	55,644,650	18,226	3,276,315	23,706	6,338,545	33,289	8,548,405	17,775	5,507,195
Livestock, sold or traded:										
All types.....	3,388,016	2,612,770,611	68,526	33,464,561	229,012	91,394,052	754,241	604,576,888	808,927	1,196,406,261
General.....	594,798	322,142,024	12,526	3,299,588	65,277	19,033,234	252,138	96,905,171	243,905	127,244,721
Cash-grain.....	315,306	158,055,674	9	3,397	1,540	280,040	64,599	31,357,836	189,166	98,779,519
Cotton.....	430,242	46,711,666					24	2,004	3,448	673,565
Crop-specialty.....	167,231	38,904,266	5,042	1,280,324	8,281	2,291,557	21,950	5,294,031	8,378	3,804,024
Fruit.....	33,549	8,332,927	733	270,711	5,033	1,135,851	5,680	1,316,307	1,799	369,214
Truck.....	21,415	4,203,067	776	239,527	3,834	658,181	4,612	1,222,613	1,167	255,180
Dairy.....	541,662	242,980,429	32,515	13,643,218	105,632	41,038,018	220,670	49,394,899	99,183	56,572,981
Animal-specialty.....	477,600	1,176,703,894	2,042	4,028,243	4,068	8,257,604	100,283	238,757,423	295,671	773,126,218
Stock-ranch.....	47,265	304,147,024			27	60,204	41	359,247	11,611	66,197,670
Poultry.....	83,390	16,658,391	3,444	963,183	11,610	2,502,354	23,111	4,448,021	21,276	4,720,460
Self-sufficing.....	212,630	14,392,311	3,735	209,386	9,478	597,043	23,207	1,579,534	24,295	2,044,080
Abnormal.....	142,868	188,878,538	7,104	9,436,984	13,026	14,890,860	29,117	20,238,602	18,908	62,557,805
Livestock products, sold or traded:										
All types.....	4,490,276	2,472,813,301	94,989	138,429,837	300,352	390,066,921	854,986	622,875,075	874,896	542,950,108
General.....	1,005,208	440,895,370	15,736	9,165,850	77,901	48,961,949	271,327	138,420,995	201,602	138,615,441
Cash-grain.....	360,322	128,485,428	15	9,497	2,365	950,900	72,896	27,555,248	201,924	74,568,758
Cotton.....	842,878	71,044,573					40	2,599	5,994	580,265
Crop-specialty.....	282,358	57,125,782	6,555	2,601,341	11,808	6,265,518	27,762	10,694,622	10,562	3,890,156
Fruit.....	69,190	18,052,431	1,228	610,136	7,787	3,369,417	8,785	2,441,231	2,820	690,961
Truck.....	40,223	9,162,095	1,340	630,701	7,175	2,528,783	7,731	1,784,724	2,220	424,066
Dairy.....	604,638	1,095,044,501	39,818	95,624,245	118,067	263,383,003	235,320	332,789,371	106,086	135,427,884
Animal-specialty.....	453,440	231,902,114	1,536	1,018,051	3,779	2,508,358	105,322	55,748,542	274,820	140,571,642
Stock-ranch.....	55,191	71,574,582			26	15,602	35	39,144	9,998	6,099,274
Poultry.....	106,513	254,575,007	10,002	22,266,087	26,323	51,271,428	36,794	30,535,871	31,934	25,537,603
Self-sufficing.....	372,124	30,833,937	6,639	860,374	18,013	2,061,829	41,008	4,471,874	38,083	4,104,602
Abnormal.....	244,181	57,217,481	12,120	5,736,755	27,138	8,684,074	47,970	12,354,984	28,931	7,489,627
Forest products sold:										
All types.....	602,992	99,859,580	28,030	10,732,791	59,217	11,659,616	120,339	14,809,647	90,608	9,848,664
General.....	182,583	27,453,538	7,067	2,270,480	16,964	3,168,402	43,869	5,551,555	33,370	3,618,001
Cash-grain.....	11,363	1,804,078	6	1,919	203	21,407	3,099	341,077	4,460	492,417
Cotton.....	96,856	8,182,643					4	300	407	30,147
Crop-specialty.....	34,278	4,061,340	2,337	682,576	2,087	275,969	4,390	383,814	1,249	95,080
Fruit.....	6,970	1,176,130	472	147,475	1,616	154,303	1,033	120,029	355	31,184
Truck.....	3,620	440,012	209	51,920	668	98,013	438	63,042	14	14,599
Dairy.....	109,837	13,379,705	10,342	2,622,730	28,747	4,217,743	44,890	4,120,211	17,213	1,240,344
Animal-specialty.....	41,739	5,000,453	473	113,756	675	93,359	11,256	1,260,455	20,104	2,114,904
Stock-ranch.....	6,699	1,820,947			6	1,215	7	853	433	69,501
Poultry.....	10,827	1,124,226	979	215,499	2,022	244,050	2,184	153,067	2,437	137,876
Self-sufficing.....	54,011	3,068,853	1,538	160,960	2,298	168,096	4,340	237,178	5,955	282,127
Abnormal.....	44,309	33,847,655	4,553	4,559,476	4,631	3,217,083	4,823	2,680,466	4,377	1,822,178
Farm products used by operator's family:										
All types.....	5,809,680	1,401,405,132	117,089	36,486,776	383,973	98,277,640	904,950	242,213,056	1,036,541	312,549,362
General.....	1,038,311	813,621,127	10,927	5,799,082	80,417	26,520,336	274,720	70,278,231	244,736	86,204,044
Cash-grain.....	403,597	1,091,661,465	27	8,018	3,010	763,585	78,066	20,461,709	221,507	64,228,453
Cotton.....	1,451,626	281,329,863					62	9,750	11,084	1,730,975
Crop-specialty.....	392,010	89,728,985	10,950	3,794,077	15,964	4,366,440	32,017	7,572,708	18,846	3,623,278
Fruit.....	104,758	20,486,001	2,294	693,068	11,133	2,721,020	1,003	2,606,365	3,751	338,079
Truck.....	73,538	15,560,646	3,089	804,585	12,876	3,256,053	13,011	2,616,607	4,009	826,133
Dairy.....	600,548	176,778,400	39,545	13,305,711	117,647	36,269,161	234,580	67,261,054	105,603	32,495,419
Animal-specialty.....	470,117	144,389,508	1,975	585,413	4,048	1,220,406	107,627	29,172,655	122,045	92,027,980
Stock-ranch.....	59,884	17,281,876			27	8,402	42	8,236	11,570	3,472,953
Poultry.....	162,387	35,504,778	9,876	2,610,996	25,802	6,359,092	36,233	7,419,434	6,692,682	6,692,682
Self-sufficing.....	498,019	339,950,033	11,113	5,522,307	24,322	7,689,714				

AGRICULTURE—UNITED STATES SUMMARY, BY TYPE OF FARM

AND RECEIPTS FROM BOARDERS, ETC.; 1929, BY TYPE OF FARM, BY DIVISIONS AND STATES

"All products," as the latter represent the total number of farms of each type in the division or State; also see Note, bottom of p. 8]

GEOGRAPHIC DIVISIONS—Continued										NEW ENGLAND DIVISION			
SOUTH ATLANTIC		EAST SOUTH CENTRAL		WEST SOUTH CENTRAL		MOUNTAIN		PACIFIC		MAINE		NEW HAMPSHIRE	
Farms report- ing	Value	Farms report- ing	Value	Farms report- ing	Value	Farms report- ing	Value	Farms report- ing	Value	Farms report- ing	Value	Farms report- ing	Value
Number	Dollars	Number	Dollars	Number	Dollars	Number	Dollars	Number	Dollars	Number	Dollars	Number	Dollars
1,003,800	1,149,583,412	1,009,686	994,449,446	1,040,959	1,442,742,599	229,534	719,410,753	247,908	967,857,195	38,064	92,372,659	14,486	28,583,645
124,969	145,832,344	122,592	122,744,772	101,631	113,277,987	34,007	60,885,678	21,300	37,275,384	7,576	11,227,556	2,223	3,317,404
6,984	11,719,655	6,989	7,894,697	46,443	150,148,614	42,664	113,551,463	17,718	104,742,926	15	16,881		
368,491	342,556,481	529,684	462,447,803	719,596	823,290,542	5,620	20,695,903	2,971	21,136,151	7,995	46,830,000	476	648,495
186,280	256,891,079	92,581	112,088,023	12,669	26,770,623	46,842	135,165,735	15,642	73,765,900	686	1,365,737	275	749,190
22,817	44,484,386	3,085	5,555,617	11,461	16,810,832	5,189	68,951,912	68,186	283,499,866	889	283,499,866	138	278,879
18,658	43,546,356	7,728	10,593,351	8,002	15,529,584	4,530	12,702,811	8,929	66,609,088	395	801,050	4,332	13,140,470
19,644	80,067,280	16,476	41,003,987	17,168	54,385,833	16,010	42,131,476	36,052	145,858,446	0,596	15,762,540	275	741,823
17,670	43,730,081	24,281	56,760,957	15,257	40,831,841	14,984	75,584,778	5,136	19,749,846	883	1,013,328		
2,494	10,309,274	938	3,583,068	17,001	133,382,754	30,100	167,000,341	8,457	83,766,553	2,073	4,681,920	1,622	4,575,864
14,790	28,554,026	4,091	5,307,244	9,600	13,243,564	5,432	12,074,126	27,151	86,230,707	4,049	1,905,257	1,818	4,044,077
141,647	63,453,848	147,611	61,771,428	52,041	19,794,465	10,087	3,204,715	9,311	3,204,715	8,031	7,808,301	3,337	4,186,870
79,941	57,800,502	53,080	46,198,998	26,290	35,267,410	19,213	23,478,115	27,046	29,897,121				
864,772	642,514,097	880,946	511,640,408	985,848	866,763,891	181,808	301,689,571	184,368	551,429,378	29,166	48,071,855	8,797	3,197,010
113,619	49,684,277	110,520	39,205,938	92,979	39,103,242	30,577	22,665,964	18,002	12,718,175	6,673	2,580,612	1,768	630,172
6,065	7,070,478	6,973	4,996,961	40,290	120,176,770	41,846	87,582,770	17,540	91,538,070	15	14,469		
807,738	258,708,214	526,207	353,180,395	714,317	634,902,354	5,599	24,387,465	2,945	19,783,892				
180,100	201,449,832	92,532	73,652,943	12,003	22,474,580	40,790	108,083,361	15,610	65,802,798	7,959	41,101,561	470	483,061
21,054	37,502,363	2,950	4,373,664	10,015	13,317,789	5,038	13,994,228	65,002	206,709,881	685	926,247	274	544,707
18,587	37,167,061	7,714	8,528,908	8,872	13,238,701	4,520	11,410,248	8,878	64,555,505	385	572,863	1,383	200,927
13,957	7,033,058	10,425	4,144,528	9,852	3,828,050	10,420	5,070,524	18,344	10,148,818	4,715	1,407,121	2,405	683,348
11,755	4,788,023	15,472	7,850,656	11,018	0,128,811	11,205	13,570,287	3,137	2,068,741	481	133,309	129	29,597
1,281	403,241	457	306,282	6,797	4,725,177	12,143	0,069,635	3,030	4,553,137				
8,080	2,982,133	2,120	477,125	5,644	1,322,242	3,526	1,341,793	12,555	4,444,657	1,262	267,087	870	187,396
75,682	6,452,200	78,266	7,851,069	30,844	3,094,295	5,222	508,118	4,317	348,406	2,257	1,905,562	917	79,850
39,146	8,610,008	27,244	7,067,048	10,817	4,481,074	10,958	3,990,428	14,873	7,669,632	4,783	812,404	1,820	351,920
862,765	92,242,009	400,137	104,591,818	413,942	219,268,496	145,901	246,597,907	105,265	124,247,719	21,964	8,257,084	7,788	4,067,937
90,998	18,356,134	98,821	20,530,139	80,400	18,550,024	28,125	11,927,940	16,048	6,308,123	5,018	1,342,780	1,589	4,423,582
3,445	959,089	2,521	659,171	24,780	10,504,858	24,662	9,026,618	10,844	6,210,419	3	420		
83,285	6,789,918	122,065	9,806,306	218,852	28,448,164	1,191	5,565,080	5,274	433,029				
45,126	4,842,460	47,937	9,000,129	4,221	28,448,164	21,123	0,451,080	5,274	2,119,340	4,508	1,008,808	80	23,118
4,170	1,559,687	1,210	186,894	2,045	498,400	1,783	645,186	10,237	2,851,578	251	49,362	95	50,578
5,005	1,959,682	1,804	251,076	2,167	270,086	1,053	275,051	1,007	399,772	35	39,983	33	4,405
16,517	6,205,195	12,836	4,670,140	12,530	4,582,328	13,018	5,767,376	20,843	15,498,284	5,466	1,738,964	3,480	1,721,180
17,304	27,430,890	24,182	35,842,924	15,081	26,581,133	14,875	50,301,701	5,064	12,437,768	680	1,250,060	275	505,077
2,457	8,086,062	927	2,833,146	10,656	107,362,082	27,634	143,760,026	8,012	65,487,578				
6,532	947,012	2,185	2,885,842	4,043	720,023	2,282	492,515	7,701	1,671,175	904	257,706	614	121,042
90,828	4,090,848	64,666	4,097,790	20,540	1,255,748	3,096	232,206	2,776	189,687	1,307	105,225	623	55,843
28,069	12,405,592	20,871	16,522,262	10,866	10,752,006	6,672	13,333,428	7,435	10,740,093	2,561	2,472,070	1,090	1,163,112
685,418	163,937,784	683,097	96,895,229	821,964	159,884,675	168,000	122,122,737	168,674	235,651,135	28,951	20,441,671	11,566	15,004,147
117,611	32,965,784	115,445	24,677,986	94,383	26,055,643	31,854	16,538,141	19,949	11,887,581	7,102	3,070,835	2,059	1,138,461
4,066	1,785,399	3,892	4,067,391	32,081	10,143,110	28,371	8,147,769	12,722	4,851,306	4	134		
210,820	12,822,225	252,183	13,686,497	370,491	43,475,075	2,255	802,242	1,005	596,700				
115,011	10,131,766	68,808	9,182,472	7,893	1,084,902	26,491	9,001,535	7,478	3,503,571	4,578	1,351,210	141	49,950
9,655	2,043,533	2,074	281,757	5,479	720,468	3,004	922,499	22,388	6,963,429	381	163,261	142	57,540
10,387	1,802,146	3,711	800,727	4,335	518,459	1,720	603,115	1,688	688,304	249	88,810	66	30,582
19,642	50,408,220	16,476	27,648,166	17,168	41,579,189	10,010	27,607,735	36,051	111,576,088	6,694	10,118,531	4,332	8,960,978
16,993	5,078,040	21,063	5,646,750	13,079	4,084,484	13,064	8,105,219	4,194	3,055,428	540	201,686	2,202	111,306
2,149	7,760,851	648	169,753	12,960	17,300,993	23,169	36,830,230	6,206	11,368,825				
14,787	20,456,075	4,091	3,630,540	9,600	9,095,815	5,982	10,031,643	27,150	75,743,445	2,073	3,522,296	1,622	3,785,493
111,299	8,773,636	111,023	7,295,712	35,866	2,366,433	4,806	379,978	5,382	520,499	2,450	294,620	1,136	149,576
53,108	7,924,599	33,103	5,587,478	18,129	3,462,214	9,315	2,452,041	14,271	5,200,290	3,980	940,185	1,894	719,691
110,950	22,872,464	87,353	13,870,631	81,650	8,806,112	8,151	2,033,223	16,690	5,128,432	10,439	4,385,837	3,545	1,784,525
30,085	5,716,406	24,816	3,646,576	19,740	2,230,006	1,949	360,010	4,111	987,102	3,603	1,113,539	925	304,850
560	88,819	397	40,159	1,161	90,585	690	88,853	767	132,842	1	30		
24,812	2,451,576	20,197	2,593,130	42,240	3,081,093	130	20,499	6	4,898				
16,981	1,781,873	5,089	482,808	816	145,880	881	105,714	548	107,610	1,900	532,304	81	15,693
1,200	271,005	267	30,095	839	78,306	42	5,945	1,006	336,588	204	62,989	57	26,805
1,072	141,744	2,406	35,417	480	39,650	49	5,514	73	9,817	50	10,419	13	3,011
2,395	450,806	1,458	169,332	1,351	118,730	456	55,867	2,985	477,852	1,726	397,777	1,040	281,210
3,068	581,482	2,080	440,947	2,211	556,646	392	51,328	580	117,446	181	47,296	57	11,785
660	178,479	193	41,508	2,691	403,800	1,654	266,388	1,140	350,203				
1,325	146,772	289	22,143	582	40,741	54	12,807	955	146,265	295	70,590	188	41,978
17,603	1,061,044	14,689	770,610	9,263	300,700	493	30,301	3,206	56,907	606	66,619	275	30,193
11,599	10,000,808	6,682	5,587,806	3,380	2,054,975	1,361	1,020,00						

STATE TABLE III.—VALUE OF FARM PRODUCTS SOLD, TRADED, OR USED BY OPERATOR'S FAMILY, AND [See note, p. 24,

CLASS OF PRODUCT AND TYPE OF FARM (See definitions in Introduction)	NEW ENGLAND DIVISION—Continued								MIDDLE ATLANTIC DIVISION	
	VERMONT		MASSACHUSETTS		RHODE ISLAND		CONNECTICUT		NEW YORK	
	Farms reporting	Value	Farms reporting	Value	Farms reporting	Value	Farms reporting	Value	Farms reporting	Value
All products (sold, traded, or used by operator's family):	<i>Number</i>	<i>Dollars</i>	<i>Number</i>	<i>Dollars</i>	<i>Number</i>	<i>Dollars</i>	<i>Number</i>	<i>Dollars</i>	<i>Number</i>	<i>Dollars</i>
All types.....	24,511	65,872,782	24,568	75,198,858	3,183	9,910,534	16,586	53,008,612	163,558	384,182,409
General.....	2,630	4,436,097	2,696	4,960,127	383	618,922	1,680	2,776,684	27,108	46,600,303
Cash-grain.....			16	64,309					449	492,860
Cotton.....										
Crop-specialty.....	851	1,129,163	1,232	5,464,787	35	127,431	1,570	12,723,203	9,131	21,179,635
Fruit.....	132	719,527	1,185	5,236,014	79	327,302	317	1,272,429	8,454	24,091,350
Truck.....	106	189,128	1,798	6,662,282	174	458,285	615	2,019,845	5,933	18,492,827
Dairy.....	14,425	41,934,908	7,782	32,949,608	1,183	6,183,126	5,504	23,274,810	98,106	223,482,943
Animal-specialty.....	460	1,389,762	356	1,385,537	48	128,815	226	558,266	958	3,310,545
Stock-ranch.....										
Poultry.....	450	991,804	3,360	10,183,312	463	1,001,474	2,028	5,841,175	9,403	25,224,705
Self-sufficing.....	1,480	639,343	1,765	910,913	340	159,099	1,681	810,371	7,226	3,241,617
Abnormal.....	3,997	4,443,050	4,372	7,381,819	458	908,580	2,906	3,722,829	16,730	18,106,615
Crops (incl. plants, flowers, etc.), sold or traded:										
All types.....	15,044	5,395,219	15,608	20,942,537	1,700	1,475,787	8,727	17,080,917	117,001	89,670,640
General.....	2,148	813,279	2,291	1,782,535	317	207,681	1,220	781,540	24,644	16,008,225
Cash-grain.....			10	43,990					447	363,497
Cotton.....										
Crop-specialty.....	851	758,428	1,230	4,702,494	35	102,678	1,485	11,616,001	9,121	16,126,047
Fruit.....	132	640,407	1,183	4,623,605	79	280,342	314	1,028,920	8,427	18,587,831
Truck.....	106	146,270	1,795	5,677,514	173	399,245	613	1,703,917	5,922	15,828,009
Dairy.....	8,472	2,452,548	4,190	1,958,431	589	330,165	2,432	1,268,169	47,828	17,240,592
Animal-specialty.....	265	66,434	186	101,563	22	5,160	93	33,005	710	422,374
Stock-ranch.....										
Poultry.....	234	43,200	1,642	455,419	184	42,502	813	216,858	5,891	1,034,335
Self-sufficing.....	723	57,455	806	91,238	122	12,430	617	59,443	4,126	308,095
Abnormal.....	2,113	387,248	2,260	1,115,753	179	126,520	1,140	483,464	9,885	2,700,435
Livestock, sold or traded:										
All types.....	17,187	8,615,256	11,255	7,769,871	1,684	1,045,841	8,648	3,815,572	107,023	43,371,244
General.....	2,100	630,530	1,577	582,385	247	59,636	1,095	304,619	22,001	6,380,307
Cash-grain.....			6	2,977					130	23,739
Cotton.....										
Crop-specialty.....	187	42,674	371	84,003	11	2,180	476	122,535	3,856	777,455
Fruit.....	38	13,077	239	107,502	22	3,104	88	47,038	4,015	891,098
Truck.....	23	3,592	372	174,955	33	4,341	135	13,246	1,920	354,730
Dairy.....	12,470	4,894,935	5,758	3,043,035	926	503,271	4,415	1,691,863	60,998	24,743,944
Animal-specialty.....	457	874,480	353	954,716	47	81,877	224	362,074	947	2,107,511
Stock-ranch.....										
Poultry.....	197	41,675	878	365,167	173	30,028	888	138,475	4,734	1,064,183
Self-sufficing.....	502	36,523	539	46,933	89	6,338	588	45,624	2,718	137,983
Abnormal.....	1,213	1,981,820	1,105	2,451,228	136	285,950	939	1,082,198	5,695	6,779,694
Livestock products, sold or traded:										
All types.....	21,266	32,002,077	18,607	38,502,939	2,504	6,295,732	12,735	26,183,171	132,827	202,878,281
General.....	2,528	1,545,180	2,250	1,571,039	340	209,772	1,448	1,030,610	25,712	14,479,109
Cash-grain.....			11	9,363					168	42,704
Cotton.....										
Crop-specialty.....	310	158,117	521	299,257	15	13,006	692	639,801	5,290	2,231,559
Fruit.....	71	28,789	457	241,277	36	20,461	141	98,808	5,744	2,506,144
Truck.....	53	14,363	669	358,185	55	35,123	248	109,338	2,985	956,673
Dairy.....	14,425	28,385,484	7,780	25,076,330	1,183	4,869,233	5,504	18,213,689	67,938	157,967,994
Animal-specialty.....	391	284,343	213	217,725	34	23,436	153	89,555	827	404,708
Stock-ranch.....										
Poultry.....	450	789,713	3,366	8,592,672	463	798,832	2,028	4,872,771	9,403	19,814,714
Self-sufficing.....	882	116,527	1,001	138,585	180	27,495	901	134,611	4,803	522,940
Abnormal.....	2,156	680,611	2,330	2,098,606	260	303,374	1,530	994,088	9,821	3,797,740
Forest products sold:										
All types.....	7,770	2,631,177	3,743	1,344,985	458	152,392	2,091	583,885	86,564	6,629,674
General.....	1,406	608,125	721	223,250	102	20,933	410	105,733	8,331	1,543,068
Cash-grain.....			5	1,889					57	6,468
Cotton.....										
Crop-specialty.....	167	41,949	98	21,235	5	1,100	86	20,235	1,480	182,679
Fruit.....	17	2,454	150	43,129	12	4,011	32	8,067	821	122,069
Truck.....	7	1,571	149	27,372	3	725	47	7,922	331	50,215
Dairy.....	5,124	1,263,026	1,413	362,830	157	40,011	873	177,876	20,629	3,136,652
Animal-specialty.....	137	34,008	56	12,557	6	920	36	7,190	218	33,054
Stock-ranch.....										
Poultry.....	42	6,748	237	54,509	51	9,010	166	32,669	1,157	138,019
Self-sufficing.....	198	16,891	237	24,705	49	4,594	172	17,958	1,025	82,311
Abnormal.....	672	656,405	677	573,509	73	70,968	269	209,215	2,465	1,334,049
Farm products used by operator's family:										
All types.....	23,860	7,459,053	23,381	6,945,528	3,117	940,792	16,125	5,345,067	148,359	41,647,560
General.....	2,625	933,033	2,531	850,918	376	120,800	1,660	554,182	20,876	8,088,694
Cash-grain.....			10	6,180					306	87,471
Cotton.....										
Crop-specialty.....	636	127,995	1,068	277,798	31	8,403	1,433	424,631	7,596	1,861,595
Fruit.....	122	34,710	917	220,501	77	10,824	295	89,576	7,889	1,893,708
Truck.....	100	23,332	1,684	424,256	171	48,861	590	180,422	5,340	1,302,600
Dairy.....	14,382	4,949,115	7,703	2,509,072	1,172	380,440	5,425	1,933,213	67,785	20,393,761
Animal-specialty.....	451	130,347	333	98,976	45	14,422	215	66,442	918	231,898
Stock-ranch.....										
Poultry.....	447	110,408	3,311	805,545	462	117,042	1,997	580,462	9,272	2,273,454
Self-sufficing.....	1,480	412,947	1,765	609,457	340	108,242	1,681	559,275	7,226	2,079,688
Abnormal.....	3,637	736,966	4,033	1,142,823	443	122,762	2,823	956,864	15,204	3,464,691
RECEIPTS FROM BOARDERS, LODGERS, ETC.										
All types.....	2,451	935,292	1,796	904,835	133	70,618	1,269	979,009	10,765	10,298,131
General.....	367	104,544	258	87,151	29	11,960	171	60,186	2,020	546,922
Cash-grain.....			2	275					12	2,120
Cotton.....										
Crop-specialty.....	34	7,858	57	14,882	4	2,300	58	27,899	264	65,053
Fruit.....	13	5,100	51	12,072	0	2,937	12	5,336	415	115,150
Truck.....	9	2,147	53	17,931	1	520	23	9,760	188	52,369
Dairy.....	1,357	365,359	562	211,625	38	15,523	399	146,356	4,152	1,229,157
Animal-specialty.....	48	13,243	23	6,899	5	1,201	17	7,274	40	9,029
Stock-ranch.....										
Poultry.....	45	10,108	204	70,173	17	4,369	141	51,708	793	337,001
Self-sufficing.....	127	24,623	176	56,984	11	4,672	132	20,115	514	116,138
Abnormal.....	451	403,305	425	427,143	22	27,230	310	641,380	2,367	7,825,192

AGRICULTURE--UNITED STATES SUMMARY, BY TYPE OF FARM

RECEIPTS FROM BOARDERS, ETC.; 1929, BY TYPE OF FARM, BY DIVISIONS AND STATES--Continued
beginning of this table]

MIDDLE ATLANTIC DIVISION--Continued				EAST NORTH CENTRAL DIVISION									
NEW JERSEY		PENNSYLVANIA		OHIO		INDIANA		ILLINOIS		MICHIGAN		WISCONSIN	
Farms reporting	Value	Farms reporting	Value	Farms reporting	Value	Farms reporting	Value	Farms reporting	Value	Farms reporting	Value	Farms reporting	Value
Number	Dollars	Number	Dollars	Number	Dollars	Number	Dollars	Number	Dollars	Number	Dollars	Number	Dollars
23,866	90,018,290	166,294	823,561,741	208,983	367,809,503	173,180	308,670,931	208,633	609,868,193	161,622	268,154,813	177,268	400,103,972
2,868	7,812,917	60,959	90,748,249	79,540	126,401,444	42,775	91,220,467	55,697	85,004,471	65,932	87,088,316	21,977	38,348,105
107	190,015	3,057	4,041,882	13,612	26,833,000	15,958	34,469,942	52,475	168,091,875	2,005	2,458,883	465	477,788
1,248	6,840,926	7,975	22,489,073	6,778	10,703,003	3,940	5,860,672	2,178	3,734,580	16,620	28,568,053	7,209	15,055,093
1,563	5,805,223	2,182	8,141,373	2,719	5,540,001	990	2,769,838	2,224	7,268,764	6,127	14,640,501	4,280	1,958,577
5,436	19,913,732	2,206	5,670,076	3,880	9,151,708	3,060	4,900,191	3,017	7,432,395	3,562	7,636,814	1,196	2,738,771
4,769	29,399,970	46,330	127,743,850	20,776	69,692,244	17,303	34,714,701	22,293	62,095,986	40,079	77,018,820	125,301	306,532,067
108	388,241	3,103	10,007,900	26,993	81,534,720	34,318	104,602,070	36,153	145,345,183	7,161	21,299,340	4,927	18,263,036
4,878	14,973,740	11,932	25,409,236	10,839	17,082,348	6,080	10,479,043	9,801	10,824,989	6,127	10,990,969	1,047	3,341,602
1,023	492,053	16,073	8,144,245	14,476	5,932,039	11,331	4,442,494	12,270	5,222,978	8,949	4,018,689	5,371	2,328,305
2,060	4,120,867	23,287	19,968,798	20,404	17,835,204	15,390	13,110,884	10,477	13,243,274	14,445	10,667,620	8,330	10,033,856
16,031	35,985,128	135,640	80,907,545	160,202	61,672,932	125,771	73,775,640	157,363	173,449,830	138,500	80,811,326	122,637	47,921,118
2,653	4,008,045	48,001	27,205,278	69,356	32,362,030	51,633	21,392,436	44,707	20,851,060	52,497	25,523,723	10,053	8,370,586
107	146,830	3,049	2,808,447	13,438	16,801,240	15,930	21,821,006	52,315	112,940,150	1,998	1,600,185	465	339,034
1,245	5,648,285	7,001	15,541,809	6,789	7,006,360	3,944	3,900,197	2,175	2,436,370	16,001	17,050,760	7,204	9,050,500
1,848	5,380,747	2,168	6,750,882	2,622	4,320,024	972	2,354,075	2,102	5,890,440	6,008	11,540,074	4,380	1,950,033
5,434	17,072,301	2,203	4,535,295	3,877	7,608,493	3,043	3,856,351	3,015	6,412,070	3,556	6,430,976	1,195	2,149,093
2,934	2,170,610	38,505	15,657,636	21,476	7,394,490	10,361	3,809,301	13,926	5,235,613	33,260	11,256,153	83,167	22,530,720
53	19,309	2,422	1,734,180	21,443	11,082,816	25,138	13,505,040	25,249	16,050,992	5,808	3,003,668	2,725	806,159
1,777	722,638	8,339	2,578,074	5,050	1,390,980	3,068	746,349	4,855	790,623	4,206	1,048,058	1,050	187,563
456	62,486	9,008	9,050,712	6,036	482,684	4,151	326,354	4,541	327,921	5,458	510,421	1,048	268,625
924	593,915	12,807	2,984,195	9,180	2,192,255	0,131	1,303,910	4,300	1,756,330	0,015	2,056,222	4,654	1,239,670
9,534	5,942,883	112,455	42,080,825	161,837	99,908,539	140,653	108,690,805	174,913	167,032,807	130,100	47,719,714	166,738	81,334,933
1,557	535,614	41,710	12,117,813	72,802	28,532,498	58,226	22,855,797	52,336	20,934,607	49,357	16,470,855	10,417	8,062,964
30	5,060	1,380	251,241	8,885	3,280,114	10,832	4,924,799	43,809	22,897,321	870	224,086	143	31,516
540	154,180	3,885	1,350,922	3,701	874,662	2,000	440,938	1,286	391,007	10,441	2,470,146	4,423	1,111,289
161	33,559	867	1,201,594	1,041	194,330	439	127,399	1,289	404,804	2,744	521,681	1,627	68,193
1,804	216,911	601	86,540	1,117	215,704	1,170	241,537	822	213,113	996	148,335	398	103,424
4,021	2,375,045	40,613	14,560,020	23,378	6,568,508	15,780	6,693,637	20,754	11,672,345	36,021	11,349,614	121,040	55,210,895
108	288,701	8,013	5,801,392	26,843	47,054,570	34,205	65,699,337	36,128	101,557,371	7,120	12,450,012	4,927	11,405,533
1,091	287,040	27	6,204	15	23,305	3	4,200	3	29,455	5	230,818	5	71,409
243	16,040	6,091	1,151,125	6,540	1,308,552	5,289	1,112,198	6,898	1,132,350	3,342	645,730	1,042	180,191
479	2,030,121	7,752	6,031,051	8,212	7,734,824	7,481	6,436,216	4,990	7,310,765	5,203	2,962,280	3,222	4,794,511
18,152	41,381,382	149,373	145,812,248	100,771	130,273,618	159,473	81,632,345	193,020	113,070,944	143,093	95,410,121	163,639	212,432,047
2,428	2,240,503	49,701	32,242,337	78,454	41,040,491	61,907	28,003,932	56,050	26,455,970	54,558	28,404,032	21,358	13,522,970
55	18,360	2,112	895,890	10,788	3,921,398	12,788	4,302,205	47,880	18,905,000	1,220	322,473	205	44,172
800	678,451	5,712	3,355,508	5,104	1,453,212	2,907	747,494	1,592	412,238	12,807	4,790,753	5,282	3,200,825
504	108,145	1,509	605,128	1,770	465,798	709	132,426	1,751	452,584	4,201	1,238,301	264	102,124
2,894	1,188,840	1,206	383,270	2,039	492,055	1,805	373,432	1,540	281,882	1,600	394,335	630	241,620
4,797	23,175,047	45,362	82,239,962	20,774	41,728,014	17,803	20,344,318	22,293	40,079	44,809,378	125,801	186,225,405	
78	47,350	2,874	2,058,360	20,001	14,514,768	33,947	16,306,608	34,789	16,762,951	6,712	3,355,673	4,713	4,248,642
4,878	12,870,970	11,932	18,670,738	10,839	11,981,304	8,080	7,001,902	9,801	6,894,337	6,127	8,120,114	1,947	2,538,214
576	76,938	12,544	1,461,051	11,418	1,230,210	9,200	9,957,302	10,331	1,135,205	0,217	707,108	3,833	435,980
1,122	907,772	10,195	3,978,556	14,388	3,416,444	11,030	2,422,602	7,962	2,026,638	8,862	2,661,542	5,244	1,828,758
1,190	264,009	21,473	4,765,243	18,359	2,978,013	14,189	2,020,944	16,257	1,712,935	24,512	3,159,688	47,022	5,028,167
273	44,556	8,360	1,570,878	9,507	1,304,434	7,378	994,980	7,072	696,320	11,077	1,401,651	7,936	1,034,174
3	1,412	143	14,537	552	49,835	689	76,911	1,633	194,493	157	12,820	68	6,568
44	12,270	503	80,711	705	54,008	203	10,427	120	9,021	1,957	171,080	1,399	131,772
32	5,003	103	20,241	124	17,005	79	10,453	274	21,260	7,496	93,857	7,998	7,998
198	30,080	89	11,112	95	13,293	128	10,359	57	5,821	98	9,293	80	4,330
333	60,470	7,785	1,021,612	2,587	334,331	1,065	98,785	1,381	111,531	0,011	562,782	83,846	3,022,684
9	1,740	448	58,595	2,494	305,037	2,542	354,946	5,023	342,193	1,257	147,493	1,340	116,736
145	21,570	720	84,461	507	43,907	505	38,261	628	30,501	328	27,933	216	17,465
50	3,010	1,223	82,767	787	45,794	775	36,920	1,005	41,712	984	61,989	705	50,760
93	78,868	1,973	1,804,166	1,001	750,739	825	392,394	454	258,431	1,251	649,487	1,292	935,495
23,021	6,544,200	162,593	50,085,880	203,266	52,975,801	168,103	41,542,197	201,860	54,609,587	156,891	39,048,084	174,898	54,937,707
2,813	924,199	60,728	17,513,443	79,219	23,042,985	62,456	17,073,822	55,522	16,085,048	55,645	15,728,955	21,848	7,367,321
96	24,353	2,008	671,761	11,910	2,780,410	14,033	3,345,021	50,118	13,985,482	1,636	294,310	519	50,498
1,182	353,731	6,885	2,151,123	5,973	1,315,362	3,454	701,519	1,858	384,244	15,243	3,440,270	6,380	1,731,907
1,237	603,679	2,007	647,636	2,483	533,846	906	195,822	2,045	509,680	5,752	1,237,148	1,117	100,200
5,162	1,398,994	2,074	654,450	3,530	761,939	2,652	608,512	2,767	510,509	6,050	586,905	1,112	241,238
4,720	1,019,789	45,162	14,255,611	29,093	7,065,741	17,666	4,099,122	22,133	5,992,341	40,601	0,950,493	125,112	39,682,357
105	31,081	3,025	957,427	26,439	7,077,529	33,703	8,745,630	35,653	10,031,680	6,981	1,781,000	4,860	1,535,916
4,735	1,007,610	11,795	3,013,338	10,667	2,297,605	7,930	1,580,338	6,671	1,977,188	6,050	1,155,134	1,915	409

STATE TABLE III.—VALUE OF FARM PRODUCTS SOLD, TRADED, OR USED BY OPERATOR'S FAMILY; AND

[See note, p. 24.]

CLASS OF PRODUCT AND TYPE OF FARM (See definitions in Introduction)	WEST NORTH CENTRAL DIVISION									
	MINNESOTA		IOWA		MISSOURI		NORTH DAKOTA		SOUTH DAKOTA	
	Farms reporting	Value	Farms reporting	Value	Farms reporting	Value	Farms reporting	Value	Farms reporting	Value
All products (sold, traded, or used by operator's family):	Number	Dollars	Number	Dollars	Number	Dollars	Number	Dollars	Number	Dollars
1 All types.....	180,489	418,801,422	208,974	690,802,406	242,465	888,921,888	78,658	216,685,807	80,335	233,479,802
2 General.....	53,144	116,057,445	41,720	89,068,603	80,014	94,921,408	12,150	25,920,176	16,909	36,540,069
3 Cash-grain.....	16,108	42,826,228	34,133	109,641,154	13,750	20,512,208	54,857	161,816,114	25,808	68,475,615
4 Cotton.....					13,528	21,869,381				
5 Crop-specialty.....	6,320	15,088,524	526	1,538,122	1,991	3,344,831				
6 Fruit.....	489	901,820	420	728,493	2,108	3,812,078	1,100	4,730,247	1,261	3,807,719
7 Truck.....	1,048	2,318,467	943	2,036,638	1,865	2,112,670	19	26,615	9	24,711
8 Dairy.....	65,401	149,003,096	12,603	34,610,301	14,286	28,062,396	2,190	5,150,610	2,435	5,914,077
9 Animal-specialty.....	21,576	78,232,473	101,898	425,364,409	56,695	168,255,869	3,547	12,611,034	23,784	92,011,612
10 Stock-ranch.....	4	11,139	3	11,537			954	4,412,243	5,818	22,219,005
11 Poultry.....	2,323	3,676,802	4,435	6,446,826	16,642	18,160,093	134	200,679	495	556,546
12 Self-sufficing.....	6,804	2,820,126	5,820	2,877,405	25,990	10,967,212	748	359,194	2,244	868,904
13 Abnormal.....	7,787	7,804,603	6,458	17,878,828	15,090	16,903,644	950	1,258,395	1,433	3,643,728
Crops (incl. plants, flowers, etc.), sold or traded:										
14 All types.....	139,983	39,532,969	136,673	125,955,092	149,972	67,723,303	73,268	127,051,415	67,498	71,981,385
15 General.....	46,801	27,578,434	31,144	19,783,872	56,585	15,338,116	11,348	8,626,207	15,416	10,536,281
16 Cash-grain.....	10,089	24,510,369	34,088	60,324,476	13,490	13,251,675	54,624	109,966,889	25,717	42,560,157
17 Cotton.....					13,511	18,888,181				
18 Crop-specialty.....	6,317	10,789,414	525	1,123,822	1,987	2,470,333	1,098	3,840,471	1,260	2,301,275
19 Fruit.....	489	875,953	426	543,810	2,162	2,740,370			9	19,972
20 Truck.....	1,040	1,871,251	937	1,665,849	1,361	1,683,649	10	22,040	60	111,889
21 Dairy.....	45,984	13,715,023	4,952	1,617,548	6,811	1,400,588	1,583	897,252	1,491	604,360
22 Animal-specialty.....	16,100	9,036,228	58,408	33,298,656	31,518	9,473,745	3,021	2,701,363	17,740	12,301,972
23 Stock-ranch.....							683	701,959	3,985	3,003,347
24 Poultry.....	1,195	237,415	1,608	203,286	7,010	789,151	67	22,022	203	42,765
25 Self-sufficing.....	2,829	230,904	1,927	210,443	9,768	588,913	299	28,608	835	66,062
26 Abnormal.....	3,979	581,978	2,659	1,092,261	5,763	1,089,582	626	178,604	703	293,305
Livestock, sold or traded:										
27 All types.....	158,457	185,055,671	188,008	365,692,947	194,129	168,429,791	61,606	35,648,212	60,198	102,337,209
28 General.....	50,501	31,600,271	39,283	27,052,351	70,069	24,686,721	11,583	6,090,072	16,216	10,907,827
29 Cash-grain.....	12,446	7,439,526	27,041	20,904,350	7,635	2,560,371	42,148	17,807,041	10,249	12,172,164
30 Cotton.....					3,337	672,761				
31 Crop-specialty.....	3,385	965,034	264	180,132	918	321,923	711	274,324	652	423,580
32 Fruit.....	197	15,430	143	33,980	1,095	190,496			2	865
33 Truck.....	380	101,785	201	77,742	392	41,602	3	153	12	1,585
34 Dairy.....	63,100	35,138,383	11,380	9,949,960	12,879	5,177,742	1,968	919,211	2,134	1,302,072
35 Animal-specialty.....	21,563	45,096,285	101,830	292,006,261	50,590	121,115,900	3,540	7,094,540	23,706	59,803,924
36 Stock-ranch.....	4	7,610	3	10,400			944	2,883,486	5,690	14,702,798
37 Poultry.....	1,300	284,680	2,500	839,799	12,461	2,453,648	78	17,538	230	55,210
38 Self-sufficing.....	2,759	190,879	2,414	203,848	14,898	1,173,883	282	10,685	651	55,189
39 Abnormal.....	2,893	3,518,282	2,878	13,305,115	7,855	10,028,844	349	752,162	647	2,701,080
Livestock products, sold or traded:										
40 All types.....	168,984	143,298,026	196,889	127,823,933	216,629	88,735,176	67,253	31,019,494	70,330	37,163,444
41 General.....	52,510	36,437,558	41,181	27,327,248	79,649	30,450,628	11,963	6,894,940	16,621	9,638,067
42 Cash-grain.....	13,409	6,392,493	20,282	12,352,593	9,351	2,115,636	46,860	18,260,542	20,407	7,786,720
43 Cotton.....					5,976	557,970				
44 Crop-specialty.....	4,103	1,856,922	343	120,123	1,207	204,083	855	304,368	796	327,585
45 Fruit.....	343	104,741	270	63,634	1,645	404,321			37	920
46 Truck.....	602	150,225	486	110,197	725	100,848	9	652	5	5,416
47 Dairy.....	65,401	77,890,314	12,602	18,913,129	14,286	17,779,716	2,190	2,724,496	2,435	3,297,206
48 Animal-specialty.....	21,111	18,958,387	99,039	62,510,024	54,057	21,405,180	3,395	1,964,015	22,882	12,494,170
49 Stock-ranch.....	4	2,450	2	637			830	523,145	5,149	2,884,292
50 Poultry.....	2,323	2,634,247	4,435	4,339,232	16,642	11,815,061	134	133,771	405	399,822
51 Self-sufficing.....	4,628	560,827	4,450	583,306	21,746	2,145,074	467	43,035	605	62,595
52 Abnormal.....	4,650	1,302,861	4,793	1,493,479	11,340	2,247,669	540	174,530	838	296,535
Forest products sold:										
53 All types.....	29,519	3,134,297	9,490	1,448,434	41,702	3,934,752	1,825	208,395	1,525	208,925
54 General.....	8,752	1,015,605	2,490	402,570	19,139	1,723,796	650	71,465	324	40,072
55 Cash-grain.....	590	49,393	707	98,927	859	71,383	667	71,772	237	28,238
56 Cotton.....					407	26,147				
57 Crop-specialty.....	900	67,606	10	1,249	150	11,666	92	7,828	37	2,106
58 Fruit.....	20	1,449	17	2,216	289	23,411			2	280
59 Truck.....	46	3,560	18	3,282	87	6,908	1	27	5	405
60 Dairy.....	13,837	979,168	706	85,800	2,243	154,422	95	7,162	36	1,893
61 Animal-specialty.....	1,092	162,877	4,984	672,640	10,434	882,094	107	10,150	291	40,869
62 Stock-ranch.....	3	59					59	10,807	217	30,196
63 Poultry.....	230	17,430	111	7,909	1,955	101,218			5	278
64 Self-sufficing.....	1,300	73,134	150	7,598	4,004	180,142	65	3,781	286	14,137
65 Abnormal.....	1,840	764,018	108	166,284	2,014	783,595	99	25,468	80	63,466
Farm products used by operator's family:										
66 All types.....	177,055	57,780,460	204,840	69,482,320	234,592	60,098,346	71,124	22,757,791	75,085	21,840,839
67 General.....	53,006	19,326,577	41,480	15,082,652	80,631	22,718,175	12,132	4,237,492	16,855	5,417,832
68 Cash-grain.....	14,638	4,434,447	32,062	9,960,799	11,409	2,507,233	49,886	15,913,870	22,090	5,933,341
69 Cotton.....					11,017	1,724,322				
70 Crop-specialty.....	5,557	1,409,548	484	112,796	1,578	327,826	940	297,261	989	253,167
71 Fruit.....	479	104,041	397	84,854	2,061	458,462			64	2,068
72 Truck.....	965	191,646	835	178,608	1,901	276,671	18	3,743	9	13,861
73 Dairy.....	65,271	21,335,110	12,492	4,043,804	14,181	3,549,928	2,173	602,499	2,403	649,080
74 Animal-specialty.....	21,440	7,384,696	100,927	35,977,920	55,574	15,378,450	3,476	1,090,966	23,315	7,310,677
75 Stock-ranch.....	4	1,020	1	500			902	292,846	5,613	1,598,372
76 Poultry.....	2,292	503,080	4,333	966,600	16,533	3,501,115	128	27,343	479	87,411
77 Self-sufficing.....	6,304	1,752,881	5,829	1,772,120	25,990	6,879,200	748	164,135	2,244	366,981
78 Abnormal.....	7,099	1,337,404	6,060	1,321,698	14,300	2,783,904	721	127,631	1,104	208,443
RECEIPTS FROM BOARDERS, LODGERS, ETC.										
79 All types.....	5,089	1,123,179	3,635	595,617	5,261	797,552	2,202	289,047	1,777	245,084
80 General.....	1,560	230,639	870	115,933	2,054	237,328	483	69,043	388	46,183
81 Cash-grain.....	312	33,490	440	57,674	181	25,420	1,403	186,150	478	66,178
82 Cotton.....					82	9,617				
83 Crop-specialty.....	119	14,766	8	690	36	5,240	20	5,677	24	3,646
84 Fruit.....	7	1,351	7	1,218	33	3,928				
85 Truck.....	23	5,237	17	3,428	21	3,941				
86 Dairy.....	1,771	288,566	251	32,395	288	41,180	71	9,846	60	7,649
87 Animal-specialty.....	539	72,804	1,667	208,627	1,294	174,494	134	15,099	536	67,818
88 Stock-r										

AGRICULTURE—UNITED STATES SUMMARY, BY TYPE OF FARM

RECEIPTS FROM BOARDERS, ETC.; 1929, BY TYPE OF FARM, BY DIVISIONS AND STATES—Continued
beginning of this table]

WEST NORTH CENTRAL DIVISION—CON.				SOUTH ATLANTIC DIVISION									
NEBRASKA		KANSAS		DELAWARE		MARYLAND		DIST. OF COLUMBIA		VIRGINIA		WEST VIRGINIA	
Farms reporting	Value	Farms reporting	Value	Farms reporting	Value	Farms reporting	Value	Farms reporting	Value	Farms reporting	Value	Farms reporting	Value
Number	Dollars	Number	Dollars	Number	Dollars	Number	Dollars	Number	Dollars	Number	Dollars	Number	Dollars
188,122	487,250,182	160,901	458,530,822	5,220	21,201,969	41,725	89,828,462	83	461,716	163,482	204,663,013	78,821	81,148,649
22,740	44,766,861	38,077	56,543,509	2,950	0,268,938	11,201	22,677,556			34,309	40,821,328	16,696	18,664,067
43,364	122,750,470	57,789	184,112,178	416	932,636	2,125	5,788,223			1,868	2,632,116	458	738,770
3,223	13,970,814	1,647	5,271,320	421	1,241,207	5,489	10,616,824			3,468	3,416,825	1,445	1,502,807
198	390,601	866	1,593,090	561	2,282,270	1,137	3,350,001			35,749	64,179,822	962	4,943,976
309	505,557	570	1,004,023	807	1,537,468	3,891	9,682,463	48	114,789	2,716	12,064,003	261	308,257
2,535	6,994,290	6,638	15,812,576	666	2,538,420	5,652	22,650,114			2,301	5,918,545	282	7,854,851
44,433	201,911,353	34,101	134,149,328	87	150,697	577	2,292,586			3,357	15,451,115	5,116	10,713,491
2,504	21,404,007	2,559	32,812,034							4,407	21,546,617	1,473	5,461,069
1,426	1,966,159	0,479	8,208,484	1,997	5,196,905	2,941	6,271,032	5	4,350	418	2,772,947	1,085	2,233,897
2,534	1,213,244	5,582	2,237,620	670	442,307	3,747	1,794,979	3	615	4,181	7,235,483	32,622	18,380,504
2,761	21,422,316	0,741	16,478,270	630	621,109	4,965	4,805,084	27	341,602	44,149	20,533,015	14,991	10,276,960
89,989	128,119,269	125,118	171,902,701	8,301	8,670,997	35,578	36,732,738	66	150,143	24,479	18,081,197	41,724	11,769,714
19,009	13,418,525	30,811	13,556,517	2,023	2,565,588	10,807	9,185,805			116,111	79,202,489	12,887	3,033,413
43,317	80,559,431	57,538	134,891,913	414	551,070	2,122	3,400,162			30,065	11,735,865	466	429,757
3,223	11,189,460	1,042	4,187,349	421	924,851	5,487	7,802,024			1,895	1,571,310	1,442	923,567
190	287,523	654	1,434,475	561	1,908,439	1,136	2,786,014			3,454	2,557,973	945	4,265,915
308	420,305	569	840,847	807	1,013,996	3,887	7,782,323	48	100,224	35,719	40,724,358	251	268,339
1,232	585,808	3,236	1,045,639	595	486,007	4,983	3,531,209			2,695	9,980,079	251	308,257
28,362	10,704,117	21,316	12,419,264	30	25,385	478	440,216			2,296	4,847,403	1,575	359,083
907	652,613	1,205	1,078,334							2,041	910,039	2,000	542,209
554	140,078	2,965	594,345	1,630	892,453	1,929	769,058	2	215	4,575	2,369,455	633	116,147
989	113,281	2,207	200,900	482	81,433	2,218	247,805			220	110,282	814	122,243
1,292	1,062,117	2,853	969,348	379	121,775	2,631	778,122	10	40,704	2,238	489,792	14,768	1,162,249
108,814	221,259,942	128,715	178,082,489	4,176	944,199	23,761	8,807,417	16	13,276	21,385	2,018,205	50,972	20,368,515
21,343	12,726,803	34,905	14,042,070	1,965	304,000	8,484	2,400,632			10,952	5,985,043	14,721	3,537,154
33,512	18,786,005	41,185	19,315,053	211	38,591	1,517	4,965,173			27,005	2,683,500	201	82,305
1,684	1,204,036	11	804	98	13,227	2,566	298,306			981	963,506	670	84,548
97	16,092	295	112,345	167	23,479	312	54,521			796	40,255	468	134,640
57	12,317	143	10,996	210	24,524	1,216	247,476	8	865	10,952	1,039,138	90	12,755
2,039	1,372,869	5,677	2,652,744	558	191,453	5,168	2,064,980			1,393	600,396	468	134,640
44,397	148,686,787	34,043	97,764,541	36	82,899	5,675	1,336,624			1,026	132,334	90	12,755
2,579	10,018,144	2,382	20,575,141							2,909	1,004,358	2,341	815,051
664	184,580	4,043	885,111	629	63,630	1,211	184,772	1	150	4,456	14,320,553	5,097	6,851,237
1,068	121,730	2,223	189,375	180	10,690	1,361	75,815			411	2,303,045	1,406	4,269,390
1,404	10,072,509	2,042	13,088,814	113	130,900	1,361	1,649,058	7	12,261	2,451	360,938	1,051	167,794
113,138	47,787,824	142,673	67,142,462	8,171	8,302,173	35,276	30,082,556	35	267,455	21,039	1,266,352	18,023	1,634,551
22,177	10,356,966	37,481	17,501,044	2,868	2,076,035	10,740	6,589,243			8,806	4,890,080	0,775	2,769,390
35,597	11,218,549	47,018	16,436,225	328	221,130	1,839	1,089,297			21,039	1,266,352	18,023	1,634,551
2,106	744,579	1,002	302,495	330	151,244	3,900	783,155			10,952	1,039,138	670	84,548
100	20,359	445	90,980	434	187,898	871	223,293			1,393	600,396	468	134,640
134	21,342	244	35,416	032	231,509	2,678	678,693	10	795	1,026	132,334	90	12,755
2,535	4,328,293	6,638	10,488,070	065	1,583,824	5,652	14,672,076			2,909	1,004,358	2,341	815,051
42,002	17,937,479	32,244	14,317,387	33	26,538	617	209,994			4,456	14,320,553	5,097	6,851,237
2,015	824,726	1,998	864,024							411	2,303,045	1,406	4,269,390
1,426	1,341,410	0,479	5,403,900	1,995	3,576,264	2,940	4,545,547	5	3,160	2,451	360,938	1,051	167,794
1,923	232,853	4,219	460,822	605	74,444	2,792	295,830	1	40	21,039	1,266,352	18,023	1,634,551
1,967	741,268	4,767	1,233,204	381	178,281	3,347	911,468	19	269,761	8,806	4,890,080	0,775	2,769,390
1,846	355,627	4,699	560,234	561	123,719	3,942	981,809	4	347	10,952	1,039,138	670	84,548
430	82,215	1,576	180,308	285	52,520	1,552	335,380			25,371	2,077,836	1,101	146,459
484	86,068	916	91,041	20	2,436	173	35,374			2,092	531,210	710	180,884
22	1,828	38	2,812	19	4,052	494	84,382			1,707	257,007	167	32,161
3	164	24	3,065	20	3,754	59	18,278			3,357	11,536,646	2,821	5,557,292
4	343	4	370	27	6,780	246	36,855			6,008	2,183,880	4,752	1,290,846
28	3,529	179	14,322	43	5,824	564	114,080			368	138,959	1,343	1,400,985
761	154,410	1,535	191,964	4	175	63	9,492			4,181	5,030,032	1,685	1,433,990
38	6,084	131	22,405	88	15,177	131	13,843			36,631	3,107,125	26,327	2,707,200
11	908	115	10,133	22	1,704	270	17,325			17,959	2,069,761	10,162	1,180,130
24	984	70	2,401	33	31,291	390	321,825	4	347	18,915	37,830,994	65,646	18,191,760
35	18,544	105	40,813							32,971	4,404,380	16,267	5,110,443
121,150	39,747,470	152,725	40,842,636	9,110	3,260,881	41,218	13,233,942	76	80,465	1,354	282,411	811	62,330
22,592	8,183,352	38,040	11,262,064	2,946	1,109,883	11,191	4,166,496			1,916	112,118		43
39,875	12,100,817	61,557	13,877,946							25,371	2,077,836	1,101	146,459
2,024	779,905	1,426	342,775	408	147,833	5,350	1,547,897			2,092	531,210	710	180,884
181	32,423	624	100,681	549	168,706	1,104	274,530			1,707	257,007	167	32,161
289	51,260	537	107,394	854	260,659	3,794	942,110	10	795	3,357	11,536,646	2,821	5,557,292
2,601	703,791	0,582	1,611,201	663	271,318	5,643	2,267,789			6,008	2,183,880	4,752	1,290,846
43,833	15,429,080	33,480	9,456,182	37	15,700	564	206,260			368	138,959	1,343	1,400,985
2,488	902,485	2,262	677,730							4,181	5,030,032	1,685	1,433,990
1,896	292,183	6,426	1,814,995	1,980	649,381	2,918	757,812	4	825	36,631	3,107,125	26,327	2,707,200
2,534	744,396	5,582	1,878,068	670	274,136	3,747	1,158,204	3	875	17,959	2,069,761	10,162	1,180,130
2,587	527,738	6,162	1,146,097	004	163,862	4,857	1,144,621	23	15,890	17,959	2,069,761	10,162	1,180,130
2,5													

STATE TABLE III.—VALUE OF FARM PRODUCTS SOLD, TRADED, OR USED BY OPERATOR'S FAMILY; AND

[See note, p. 24,

CLASS OF PRODUCT AND TYPE OF FARM (See definitions in Introduction)	SOUTH ATLANTIC DIVISION—Continued								EAST SOUTH CENTRAL DIVISION	
	NORTH CAROLINA		SOUTH CAROLINA		GEORGIA		FLORIDA		KENTUCKY	
	Farms reporting	Value	Farms reporting	Value	Farms reporting	Value	Farms reporting	Value	Farms reporting	Value
All products (sold, traded, or used by operator's family):	<i>Number</i>	<i>Dollars</i>	<i>Number</i>	<i>Dollars</i>	<i>Number</i>	<i>Dollars</i>	<i>Number</i>	<i>Dollars</i>	<i>Number</i>	<i>Dollars</i>
All types.....	287,876	278,488,372	150,384	140,605,366	238,468	241,186,620	54,241	92,009,255	227,816	228,698,938
General.....	26,956	26,505,049	7,630	6,828,760	16,724	16,695,283	8,503	7,481,363	46,982	49,584,878
Cash-grain.....	1,058	946,554	626	385,222	300	196,131	134	100,003	2,721	3,224,637
Cotton.....	77,116	77,214,834	109,900	90,230,345	172,395	153,341,420	5,022	4,850,057	875	746,600
Crop-specialty.....	103,813	123,181,985	16,085	10,817,315	10,577	30,368,318	3,710	10,993,801	65,555	81,292,023
Fruit.....	1,655	3,446,285	168	650,933	1,487	6,584,858	13,631	31,161,454	564	1,135,509
Truck.....	1,226	2,040,294	1,190	2,825,701	2,170	3,219,022	6,714	17,808,917	786	1,143,920
Dairy.....	2,525	10,410,401	1,052	4,167,437	2,618	10,091,479	962	7,603,457	5,901	12,077,223
Animal-specialty.....	1,985	3,315,605	404	650,468	1,428	2,736,158	1,032	2,324,450	11,620	20,251,362
Stock-ranch.....	127	496,793	21	56,406	80	187,623	375	1,343,436	408	1,548,619
Poultry.....	1,080	1,926,840	396	705,482	722	1,562,662	1,783	3,447,975	1,267	1,215,217
Self-sufficing.....	34,422	13,833,223	6,978	2,023,919	12,762	4,486,891	6,188	1,968,690	70,506	20,081,014
Abnormal.....	15,713	10,170,504	6,984	3,257,368	8,206	6,716,875	4,997	3,520,743	20,931	18,397,854
Crops (incl. plants, flowers, etc.), sold or traded:										
All types.....	243,559	179,104,236	145,830	101,486,660	227,437	192,049,320	46,866	68,457,600	193,999	68,323,867
General.....	25,466	9,976,990	7,429	3,042,179	15,971	7,199,119	8,072	2,945,318	41,889	14,395,759
Cash-grain.....	1,057	612,693	7,622	287,837	266	151,211	133	72,438	2,717	2,243,718
Cotton.....	77,013	57,910,712	109,663	76,662,138	171,994	118,074,845	5,614	2,602,546	874	642,761
Crop-specialty.....	103,729	101,269,865	16,062	10,475,058	10,542	23,817,713	3,707	9,512,401	65,531	52,757,553
Fruit.....	1,644	2,871,556	166	585,391	1,393	5,871,168	12,515	29,323,201	837	885,460
Truck.....	1,223	1,623,367	1,187	2,503,424	2,167	2,545,808	6,661	10,472,470	784	854,692
Dairy.....	1,820	838,248	768	473,704	1,789	846,442	375	190,941	3,780	1,522,652
Animal-specialty.....	1,450	425,670	322	111,710	1,057	404,271	1,177	349,707	7,008	4,711,982
Stock-ranch.....	96	29,198	17	10,442	48	12,855	207	118,317	201	1,737,734
Poultry.....	749	232,410	257	73,624	450	166,233	911	330,199	593	377,946
Self-sufficing.....	20,390	1,021,095	4,605	301,655	7,752	634,389	4,082	200,348	31,801	2,911,308
Abnormal.....	8,703	1,604,420	4,338	860,768	4,981	1,335,668	3,352	1,333,705	8,424	2,130,128
Livestock, sold or traded:										
All types.....	76,461	10,804,911	32,309	3,458,766	73,933	10,313,991	16,913	4,717,256	133,192	49,455,253
General.....	17,660	2,539,579	4,380	697,558	11,105	1,906,039	5,569	888,273	40,243	9,702,390
Cash-grain.....	812	40,803	91	12,108	44	6,640	28	4,503	923	304,225
Cotton.....	10,772	1,379,975	20,876	1,554,515	42,418	3,594,920	2,373	203,253	120	13,340
Crop-specialty.....	18,375	1,693,556	2,756	241,548	8,208	1,194,790	1,500	277,287	35,142	7,374,815
Fruit.....	484	45,222	40	5,043	503	156,807	853	138,510	277	45,851
Truck.....	340	54,350	314	38,799	758	136,810	1,115	282,700	258	25,571
Dairy.....	1,822	603,997	615	195,039	1,581	496,139	533	294,168	5,078	1,685,500
Animal-specialty.....	1,895	1,793,213	381	343,344	1,395	1,594,913	1,550	1,138,102	11,618	18,403,590
Stock-ranch.....	127	365,224	21	85,339	79	128,171	353	989,153	406	1,127,305
Poultry.....	479	67,111	140	14,939	268	36,512	206	43,366	651	87,280
Self-sufficing.....	12,960	763,203	1,436	59,832	4,087	200,075	1,742	98,425	30,380	2,016,999
Abnormal.....	5,235	1,451,673	1,244	340,702	2,487	772,101	992	359,447	8,091	8,648,348
Livestock products, sold or traded:										
All types.....	176,360	25,790,150	68,960	9,569,264	147,769	20,072,665	32,296	13,840,774	179,274	34,001,674
General.....	25,424	4,913,680	6,863	1,121,200	14,511	2,451,390	7,897	1,299,404	45,322	11,077,470
Cash-grain.....	724	70,702	243	17,243	101	8,224	61	4,056	1,487	193,333
Cotton.....	44,735	3,286,796	59,694	3,390,514	100,118	5,793,662	4,367	260,135	1,208	11,542
Crop-specialty.....	59,798	4,484,294	9,743	544,108	12,063	974,897	2,705	369,743	40,226	7,136,017
Fruit.....	1,157	124,819	106	18,591	806	174,991	3,479	593,877	419	72,352
Truck.....	770	95,081	772	77,351	1,249	113,455	2,402	321,094	442	84,703
Dairy.....	2,525	8,091,904	1,052	3,206,070	2,618	7,953,726	962	6,800,622	5,001	7,209,414
Animal-specialty.....	1,818	541,629	345	100,340	1,098	245,083	1,422	432,319	10,438	2,710,290
Stock-ranch.....	121	40,406	13	3,528	51	12,988	253	143,085	304	119,240
Poultry.....	1,080	1,326,479	396	520,139	722	1,171,827	1,783	2,839,037	1,267	778,235
Self-sufficing.....	20,803	1,614,717	4,447	193,680	9,403	500,090	4,390	220,504	51,702	3,334,319
Abnormal.....	10,405	1,199,583	3,271	366,494	5,029	699,324	2,625	540,988	12,438	1,273,841
Forest products sold:										
All types.....	30,283	5,532,358	13,561	2,157,824	22,855	4,941,770	3,308	881,514	21,441	2,802,221
General.....	7,073	1,436,803	2,184	374,896	4,531	917,241	1,168	153,385	7,397	853,024
Cash-grain.....	95	10,523	35	2,069	22	2,152	4	2,640	19	9,549
Cotton.....	4,947	576,098	8,004	714,086	11,381	1,124,565	248	13,984	9	1,581
Crop-specialty.....	8,190	810,018	1,276	118,796	2,349	346,489	315	38,687	4,022	298,508
Fruit.....	232	33,720	19	2,850	233	35,888	244	33,257	36	4,189
Truck.....	86	13,470	103	13,733	185	20,223	176	10,212	10	406
Dairy.....	333	92,514	132	10,500	374	65,410	60	8,845	372	27,819
Animal-specialty.....	357	51,438	93	13,520	297	64,404	157	16,803	1,034	127,095
Stock-ranch.....	40	15,389	8	1,981	30	13,199	43	12,722	33	3,113
Poultry.....	131	13,682	51	7,407	83	11,712	78	11,104	92	7,348
Self-sufficing.....	5,328	320,800	703	32,450	1,003	81,035	398	15,699	6,305	344,248
Abnormal.....	2,821	2,157,303	893	855,009	1,747	2,209,447	417	558,326	1,935	1,125,341
Farm products used by operator's family:										
All types.....	254,892	57,256,717	141,344	23,962,842	233,136	43,808,871	42,997	9,113,111	220,277	59,135,901
General.....	20,916	7,590,997	7,547	1,692,927	16,419	4,131,494	8,452	2,194,983	46,647	13,560,292
Cash-grain.....	951	211,833	405	65,665	211	27,904	106	10,366	2,213	473,812
Cotton.....	71,657	14,061,253	102,419	10,908,492	160,019	28,883,423	5,453	1,262,189	510	77,400
Crop-specialty.....	97,196	19,923,662	15,319	2,437,805	18,216	4,034,429	8,500	795,783	60,355	13,724,330
Fruit.....	1,539	370,968	153	39,058	1,156	295,944	6,269	1,072,600	638	127,267
Truck.....	1,141	254,020	1,110	192,394	1,839	403,914	4,320	710,372	749	178,648
Dairy.....	2,509	785,678	1,018	273,115	2,599	729,702	879	202,881	5,884	1,031,778
Animal-specialty.....	1,927	533,655	390	87,530	1,357	334,477	1,583	387,528	11,204	3,298,377
Stock-ranch.....	127	46,576	20	5,110	75	20,410	313	82,259	368	125,227
Poultry.....	1,071	237,152	367	89,473	689	176,378	1,700	318,289	1,236	254,403
Self-sufficing.....	34,422	9,523,408	6,978	1,946,203	12,762	3,070,296	6,188	1,325,614	70,506	20,474,140
Abnormal.....	15,206	3,667,519	5,558	824,405	7,774	1,700,435	4,134	737,267	20,137	5,214,160
RECEIPTS FROM BOARDERS, LODGERS, ETC.										
All types.....	3,350	786,790	1,395	265,174	2,668	384,284	814	199,870	3,487	521,429
General.....	632	112,055	144	25,330	441	47,523	271	25,161	940	110,954
Cash-grain.....	8	1,475	2	300	1	103	1	60	25	6,299
Cotton.....	652	105,978	821	131,075	1,356	145,905	68	9,159	10	638
Crop-specialty.....	708	143,658	125	19,091	209	27,323	79	8,271	677	74,448

AGRICULTURE—UNITED STATES SUMMARY, BY TYPE OF FARM

RECEIPTS FROM BOARDERS, ETC.; 1929, BY TYPE OF FARM, BY DIVISIONS AND STATES—Continued
beginning of this table

EAST SOUTH CENTRAL DIVISION—Continued						WEST SOUTH CENTRAL DIVISION							
TENNESSEE		ALABAMA		MISSISSIPPI		ARKANSAS		LOUISIANA		OKLAHOMA		TEXAS	
Farms reporting	Value	Farms reporting	Value	Farms reporting	Value	Farms reporting	Value	Farms reporting	Value	Farms reporting	Value	Farms reporting	Value
Number	Dollars	Number	Dollars	Number	Dollars	Number	Dollars	Number	Dollars	Number	Dollars	Number	Dollars
232, 105	219, 266, 472	247, 998	212, 280, 454	301, 170	274, 213, 583	228, 039	225, 278, 996	163, 906	161, 078, 688	190, 148	307, 060, 693	468, 776	749, 324, 222
47, 887	47, 973, 232	13, 220	11, 672, 642	14, 503	13, 514, 020	23, 789	21, 426, 317	8, 309	7, 352, 880	36, 624	47, 627, 368	32, 909	36, 971, 422
4, 120	4, 021, 618	00	00	58	48, 957	1, 620	7, 802, 297	4, 136	17, 870, 400	25, 698	62, 798, 512	15, 081	61, 677, 396
63, 076	57, 783, 175	206, 835	171, 659, 303	250, 198	232, 258, 135	168, 701	104, 002, 504	116, 123	98, 234, 428	86, 314	110, 547, 662	340, 458	440, 905, 558
23, 494	26, 523, 397	2, 620	3, 126, 035	012	1, 146, 568	757	1, 016, 277	5, 600	15, 258, 841	2, 357	5, 170, 251	3, 350	5, 328, 254
1, 128	2, 100, 882	951	1, 642, 485	442	676, 741	3, 190	5, 123, 552	5, 084	5, 846, 429	628	985, 327	2, 550	4, 565, 574
1, 754	2, 566, 874	923	1, 549, 470	4, 265	5, 334, 087	1, 083	1, 094, 641	1, 625	1, 010, 044	531	700, 886	5, 663	12, 123, 113
5, 826	14, 239, 557	1, 541	7, 202, 478	3, 208	7, 394, 729	2, 525	5, 720, 654	1, 393	5, 942, 713	5, 170	13, 317, 976	8, 074	29, 404, 490
10, 863	23, 533, 006	938	2, 184, 063	820	1, 792, 536	1, 921	3, 692, 682	850	1, 348, 072	7, 258	22, 450, 907	5, 223	13, 333, 680
53	133, 743	261	1, 260, 964	216	639, 742	58	249, 276	344	1, 345, 312	007	14, 170, 264	15, 632	117, 617, 902
1, 743	1, 988, 080	740	1, 453, 508	335	650, 459	1, 040	1, 310, 990	277	446, 267	2, 000	3, 789, 537	5, 274	7, 087, 740
53, 822	24, 079, 400	12, 941	4, 662, 541	10, 342	3, 943, 473	17, 098	6, 563, 953	6, 972	2, 577, 553	14, 432	5, 727, 060	13, 539	4, 925, 890
18, 349	14, 314, 528	6, 929	5, 677, 480	6, 871	6, 809, 136	6, 348	6, 066, 793	4, 185	3, 244, 310	6, 754	10, 302, 943	12, 003	14, 492, 894
184, 468	90, 414, 617	240, 818	136, 805, 563	291, 733	202, 096, 341	212, 940	154, 274, 922	147, 504	119, 456, 014	171, 018	161, 912, 757	433, 468	431, 119, 998
42, 170	14, 985, 078	12, 845	4, 724, 337	14, 116	5, 147, 270	21, 600	6, 511, 347	8, 097	3, 243, 443	33, 510	10, 594, 220	20, 882	12, 754, 232
4, 109	2, 639, 336	89	72, 967	68	39, 940	1, 524	7, 155, 814	4, 130	16, 298, 720	25, 642	45, 623, 330	14, 005	51, 093, 903
63, 017	42, 898, 270	206, 372	122, 609, 180	256, 304	187, 070, 184	168, 171	132, 261, 020	113, 756	78, 508, 416	80, 092	87, 041, 459	349, 269	337, 031, 159
23, 483	17, 074, 925	2, 007	2, 349, 052	911	2, 840, 033	754	773, 323	5, 667	13, 410, 939	2, 349	3, 970, 348	3, 343	4, 311, 275
1, 126	1, 586, 712	832	1, 369, 803	391	531, 189	3, 106	3, 822, 053	5, 040	4, 730, 489	623	711, 707	2, 137	4, 053, 549
1, 750	1, 967, 845	922	1, 232, 540	4, 258	4, 473, 931	1, 081	709, 365	1, 620	1, 276, 049	527	620, 048	5, 044	10, 632, 739
3, 221	1, 112, 436	1, 012	518, 452	2, 412	990, 988	1, 542	421, 609	790	309, 189	3, 183	1, 135, 763	4, 323	1, 875, 120
6, 648	2, 565, 060	710	346, 806	606	232, 808	1, 200	417, 770	588	182, 803	5, 378	3, 621, 047	3, 702	2, 021, 101
23	5, 642	139	78, 311	97	45, 505	61	10, 020	167	115, 911	434	441, 901	6, 175	4, 157, 255
819	157, 629	522	173, 575	216	57, 975	238	124, 719	161	80, 938	1, 637	401, 016	3, 108	759, 570
20, 108	3, 012, 777	9, 657	1, 043, 785	7, 615	883, 100	9, 494	856, 002	4, 830	563, 850	3, 363	387, 000	7, 607	757, 477
9, 007	1, 855, 907	5, 064	1, 325, 655	4, 749	1, 749, 358	3, 789	1, 121, 959	2, 642	688, 667	3, 680	1, 040, 923	6, 206	1, 020, 525
123, 645	35, 415, 023	80, 139	10, 408, 178	63, 171	9, 333, 364	78, 003	13, 602, 518	30, 944	5, 883, 469	109, 371	59, 337, 907	195, 624	140, 374, 602
39, 070	8, 084, 961	8, 055	1, 293, 312	9, 053	1, 455, 560	19, 519	6, 511, 347	4, 743	683, 192	30, 907	8, 960, 390	25, 475	5, 810, 163
1, 570	347, 005	21	6, 605	7	1, 386	10, 235	116, 771	1, 703	6, 270, 124	15, 700	6, 593, 189	7, 471	4, 510, 304
15, 686	1, 508, 856	60, 806	4, 519, 365	43, 350	3, 704, 745	40, 587	3, 644, 423	17, 797	1, 075, 279	35, 784	6, 520, 619	121, 694	16, 692, 933
10, 606	1, 439, 969	1, 080	142, 248	303	45, 097	40, 257	36, 900	1, 588	225, 335	1, 340	320, 728	1, 078	139, 802
530	87, 754	270	35, 649	133	17, 640	1, 535	170, 100	526	47, 192	316	50, 741	571	224, 376
565	120, 245	314	37, 419	67	87, 840	363	27, 489	176	20, 872	180	24, 364	1, 439	191, 331
4, 766	1, 897, 655	1, 021	422, 799	1, 971	504, 126	1, 922	431, 822	831	274, 599	4, 050	1, 605, 989	5, 727	2, 299, 853
10, 844	14, 874, 914	920	1, 413, 397	805	1, 151, 014	1, 000	2, 381, 127	826	774, 969	7, 211	14, 931, 443	5, 135	8, 493, 594
53	103, 585	254	1, 089, 094	214	513, 162	58	200, 114	342	991, 744	887	13, 280, 993	15, 389	92, 880, 131
1, 043	131, 491	351	45, 724	185	21, 347	561	60, 346	80	10, 786	1, 690	250, 132	2, 712	399, 659
27, 192	1, 754, 541	3, 910	1, 777, 790	3, 184	148, 451	8, 249	472, 060	1, 839	100, 347	5, 686	391, 920	4, 775	290, 812
8, 115	5, 004, 047	2, 222	1, 224, 707	2, 443	1, 045, 100	2, 800	3, 044, 344	1, 176	794, 030	2, 062	7, 389, 463	4, 168	8, 525, 069
175, 793	32, 237, 288	154, 491	15, 334, 050	133, 539	14, 662, 217	117, 742	16, 452, 801	69, 753	10, 486, 471	139, 872	42, 048, 868	294, 597	90, 897, 535
45, 605	9, 564, 084	11, 059	1, 905, 625	12, 859	2, 240, 798	22, 172	4, 617, 160	7, 034	985, 658	34, 585	11, 200, 350	30, 502	6, 246, 469
2, 343	208, 692	40	2, 836	12	2, 530	940	220, 279	3, 152	6, 384, 617	18, 780	6, 253, 937	9, 809	3, 284, 277
34, 259	2, 144, 540	124, 527	5, 901, 955	93, 189	5, 027, 457	68, 851	4, 345, 272	44, 925	2, 423, 420	55, 195	8, 610, 154	201, 520	28, 000, 220
17, 420	1, 852, 061	1, 050	132, 478	506	61, 019	432	63, 832	3, 853	422, 674	1, 765	309, 078	1, 843	289, 318
852	107, 232	566	67, 849	237	34, 324	2, 411	357, 619	1, 404	89, 385	450	67, 259	1, 214	1, 155, 205
1, 117	110, 931	501	64, 324	1, 651	120, 760	612	60, 113	547	41, 160	286	32, 990	2, 800	384, 176
5, 826	9, 404, 507	1, 541	5, 038, 637	3, 208	5, 035, 303	2, 525	4, 104, 022	1, 393	4, 902, 090	5, 170	9, 196, 956	8, 074	23, 288, 151
9, 874	2, 599, 666	701	172, 699	640	104, 006	1, 045	343, 359	668	163, 266	6, 340	2, 022, 903	4, 420	1, 554, 956
38	10, 047	125	23, 189	121	17, 277	43	17, 555	220	116, 556	570	188, 723	12, 127	16, 979, 069
1, 743	1, 314, 781	740	1, 053, 731	335	489, 703	1, 040	876, 509	277	330, 232	2, 909	2, 509, 737	5, 274	5, 379, 337
44, 107	3, 315, 438	8, 522	340, 123	6, 632	305, 332	12, 880	823, 344	4, 103	210, 195	9, 530	679, 168	9, 347	6, 555, 250
12, 003	1, 645, 309	3, 913	540, 314	4, 149	563, 014	4, 101	5, 045, 344	2, 177	417, 269	2, 062	974, 604	7, 487	1, 527, 104
25, 734	4, 256, 302	20, 762	3, 291, 359	19, 416	3, 520, 749	23, 630	2, 779, 681	8, 600	1, 535, 243	16, 479	1, 124, 214	32, 941	3, 366, 074
9, 543	1, 349, 344	3, 513	604, 016	4, 363	780, 192	6, 792	845, 594	1, 770	303, 599	5, 778	429, 345	5, 406	651, 493
257	27, 290	2	3, 204	2	116	92	10, 621	1, 771	21, 033	36, 553	321	19, 375	54
3, 393	229, 996	14, 133	1, 248, 277	11, 062	1, 118, 276	11, 330	942, 164	4, 040	477, 041	5, 633	277, 941	20, 637	1, 383, 797
1, 687	166, 871	137	17, 309	93	10, 120	59	6, 762	368	105, 076	216	11, 450	173	22, 592
132	16, 364	47	3, 027	42	6, 515	436	42, 174	184	16, 923	115	8, 993	104	10, 236
81	6, 641	59	5, 675	256	10, 695	164	11, 539	69	5, 429	38	1, 966	200	20, 716
432	71, 217	163	22, 978	441	47, 318	326	27, 007	177	31, 941	362	19, 587	480	39, 595
1, 593	235, 126	164											

STATE TABLE III.—VALUE OF FARM PRODUCTS SOLD, TRADED, OR USED BY OPERATOR'S FAMILY; AND

[See note, p. 24.]

CLASS OF PRODUCT AND TYPE OF FARM (See definitions in Introduction)	MOUNTAIN DIVISION									
	MONTANA		IDAHO		WYOMING		COLORADO		NEW MEXICO	
	Farms report- ing	Value	Farms report- ing	Value	Farms report- ing	Value	Farms report- ing	Value	Farms report- ing	Value
All products (sold, traded, or used by operator's family):	Number	Dollars	Number	Dollars	Number	Dollars	Number	Dollars	Number	Dollars
All types.....	45,385	138,513,641	40,330	135,802,054	15,343	63,293,353	56,198	187,298,846	29,335	61,165,484
General.....	5,621	9,731,017	7,228	15,422,231	2,493	4,285,826	8,541	14,702,023	3,305	3,958,117
Cash-grain.....	19,374	49,004,675	7,792	20,875,910	1,783	4,035,358	8,933	23,077,514	2,942	6,528,754
Cotton.....										
Crop-specialty.....	4,101	12,372,051	10,627	42,727,383	2,889	9,986,124	13,006	49,770,685	4,291	7,249,400
Fruit.....	197	563,322	1,287	6,216,009	5	12,061	1,779	4,467,220	420	1,390,865
Truck.....	153	507,008	203	542,225	37	95,767	2,194	5,475,733	728	703,976
Dairy.....	2,175	6,267,405	4,227	9,127,032	812	2,210,312	3,540	9,276,037	639	2,331,646
Animal-specialty.....	2,480	8,217,492	2,343	11,390,038	1,458	6,010,728	5,209	37,317,729	839	1,904,182
Stock-ranch.....	6,919	47,801,320	1,535	17,385,890	4,040	34,426,951	4,835	32,515,882	5,006	24,181,580
Poultry.....	371	607,888	788	1,687,523	215	347,155	1,629	2,677,635	242	438,735
Self-sufficing.....	1,405	443,271	1,311	496,943	537	191,306	1,687	521,727	3,749	988,126
Abnormal.....	2,589	2,918,132	2,939	3,930,807	1,124	1,682,760	4,064	7,496,701	8,392	1,840,859
Crops (incl. plants, flowers, etc.), sold or traded:										
All types.....	39,704	57,233,376	34,604	73,658,398	11,003	15,123,247	49,392	82,269,266	31,078	25,046,801
General.....	4,877	3,256,711	6,620	6,210,363	2,172	1,334,692	7,558	1,436,998	3,012	1,045,098
Cash-grain.....	18,909	37,280,197	7,741	21,762,942	1,770	2,912,716	8,073	17,204,766	2,921	5,207,300
Cotton.....										
Crop-specialty.....	4,090	9,598,251	10,625	34,953,004	2,897	7,807,818	13,681	39,726,743	4,275	5,951,223
Fruit.....	199	443,878	1,284	5,496,282	5	8,787	1,761	3,724,101	421	1,182,179
Truck.....	151	422,004	203	478,904	37	78,529	2,188	4,826,189	728	678,784
Dairy.....	1,213	541,590	2,747	1,284,320	467	209,559	2,070	1,057,195	318	198,282
Animal-specialty.....	1,870	1,535,184	1,775	1,073,848	1,070	1,018,890	4,067	7,390,207	532	284,790
Stock-ranch.....	3,343	8,134,742	712	749,559	1,758	1,349,295	2,172	1,951,018	1,515	701,644
Poultry.....	207	74,317	504	203,451	116	32,879	889	229,879	144	58,746
Self-sufficing.....	549	50,960	693	64,713	229	23,898	810	71,701	2,284	193,116
Abnormal.....	1,299	895,412	1,790	501,862	543	345,884	2,486	831,793	2,001	390,185
Livestock, sold or traded:										
All types.....	31,099	48,418,025	26,521	29,796,561	11,440	32,054,402	36,246	69,243,911	14,270	22,880,816
General.....	4,921	2,250,926	6,124	2,781,105	2,153	992,834	7,192	3,150,911	2,330	750,644
Cash-grain.....	11,395	4,094,834	4,504	1,735,689	1,011	485,857	5,580	2,404,336	1,323	401,447
Cotton.....										
Crop-specialty.....	2,129	1,007,706	6,133	2,452,035	1,493	781,600	7,492	4,161,887	1,407	290,829
Fruit.....	65	34,414	566	191,953			671	180,042	119	60,607
Truck.....	53	22,875	50	6,791	17	3,185	585	137,777	113	11,613
Dairy.....	1,814	875,279	3,512	1,383,547	680	327,014	2,826	1,293,278	447	184,868
Animal-specialty.....	2,450	4,965,711	2,334	6,874,847	1,448	3,864,011	5,286	26,408,997	828	1,174,233
Stock-ranch.....	6,713	33,890,010	1,362	12,101,413	3,886	24,639,097	4,560	26,093,569	5,142	18,910,220
Poultry.....	165	31,301	428	87,018	90	20,007	534	98,201	85	14,105
Self-sufficing.....	436	38,113	431	31,136	130	16,248	422	35,153	976	74,731
Abnormal.....	988	1,112,056	1,077	2,090,367	482	923,640	1,238	5,271,940	1,001	787,660
Livestock products, sold or traded:										
All types.....	33,224	22,456,873	31,187	22,098,380	11,682	12,080,734	42,424	24,877,394	15,692	8,155,677
General.....	5,288	2,663,187	6,804	4,263,750	2,347	1,160,167	8,074	3,979,495	2,454	831,683
Cash-grain.....	13,227	3,317,207	5,254	1,712,170	1,121	282,837	6,499	1,976,786	1,655	465,417
Cotton.....										
Crop-specialty.....	2,510	870,462	7,496	3,123,975	1,934	722,879	9,525	3,401,732	1,788	371,170
Fruit.....	116	47,883	845	309,347	5	1,524	1,142	289,232	221	50,839
Truck.....	84	26,300	93	20,480	21	4,827	874	179,340	202	19,391
Dairy.....	2,175	4,273,042	4,227	5,443,026	812	1,489,236	3,540	6,169,808	639	1,812,614
Animal-specialty.....	2,082	1,102,158	2,066	1,897,902	1,249	724,366	4,747	2,343,063	668	278,437
Stock-ranch.....	5,480	9,411,610	1,123	4,130,475	3,132	7,235,562	3,492	3,698,008	4,476	3,498,474
Poultry.....	371	433,379	788	1,226,526	215	246,003	1,629	2,089,489	242	315,581
Self-sufficing.....	715	63,006	767	81,199	234	24,156	929	74,554	1,178	50,973
Abnormal.....	1,170	342,639	1,634	487,510	562	189,087	1,973	615,797	1,172	177,484
Forest products sold:										
All types.....	1,601	432,010	2,082	662,618	489	111,704	1,384	446,680	1,401	183,081
General.....	336	65,375	670	148,288	126	22,870	306	3,979,624	229	28,460
Cash-grain.....	196	29,052	400	50,995	22	2,935	34	2,671	24	1,615
Cotton.....										
Crop-specialty.....	135	20,118	153	22,012	39	5,196	227	25,698	266	25,121
Fruit.....	6	535	17	2,439			5	141	9	1,641
Truck.....	6	1,089	2	154			27	2,556	10	1,310
Dairy.....	99	11,146	170	23,737	14	1,588	113	12,563	10	1,187
Animal-specialty.....	89	13,818	108	12,303	35	6,543	86	8,587	36	5,540
Stock-ranch.....	381	73,703	50	8,573	178	31,801	305	54,714	403	49,527
Poultry.....	4	970	23	4,325			6	255	2	87
Self-sufficing.....	71	5,336	111	7,963	25	1,504	86	4,699	115	4,822
Abnormal.....	270	210,868	372	381,840	60	39,262	189	285,475	254	59,352
Farm products used by operator's family:										
All types.....	39,999	9,973,357	36,237	8,988,116	13,882	3,923,266	49,816	10,481,505	25,980	4,918,109
General.....	5,594	1,594,313	7,182	2,009,665	2,479	775,282	8,477	2,019,612	3,237	702,432
Cash-grain.....	18,261	3,683,385	6,486	1,614,114	1,520	351,013	7,339	1,426,955	2,533	452,975
Cotton.....										
Crop-specialty.....	3,415	869,484	9,237	2,176,267	2,512	668,631	11,767	2,395,525	3,786	611,057
Fruit.....	169	36,612	1,111	245,938	5	1,760	1,489	273,714	389	66,699
Truck.....	133	35,000	182	35,836	38	8,926	1,737	329,871	670	92,978
Dairy.....	2,151	556,348	4,210	992,402	795	191,915	3,491	743,133	618	139,695
Animal-specialty.....	2,349	600,621	2,228	631,138	1,402	395,983	5,117	1,166,985	806	161,176
Stock-ranch.....	6,193	1,881,255	1,045	335,870	3,534	1,171,196	3,064	1,018,583	4,767	1,021,715
Poultry.....	362	67,921	773	165,606	212	48,206	1,550	259,811	233	48,216
Self-sufficing.....	1,405	290,856	1,311	311,942	537	125,500	1,687	353,620	3,749	664,484
Abnormal.....	1,967	357,157	2,472	469,288	853	184,884	3,148	491,696	2,920	420,278
RECEIPTS FROM BOARDERS, LODGERS, ETC.										
All types.....	1,343	495,356	885	191,355	608	734,103	1,411	440,041	368	187,878
General.....	221	33,262	206	30,805	123	26,016	289	44,570	38	7,712
Cash-grain.....	472	70,163	170	24,165	53	7,606	171	20,762	16	1,644
Cotton.....										
Crop-specialty.....	80	14,222	115	17,157	58	9,533	189	33,274	28	4,166
Fruit.....	4	168	26	5,246			41	6,635	7	1,490
Truck.....	1	30	1	35	2	200	21	2,826	4	1,425
Dairy.....	48	7,898	86	17,109	20	2,703	125	22,600	16	5,170
Animal-specialty.....	85	12,784	59	11,241	54	8,262	110	16,747	4	1,207
Stock-ranch.....	251	74,782	44	10,416	169	46,946	208	49,887	69	29,524
Poultry.....	6	770	23	5,462	3	665				

RECEIPTS FROM BOARDERS, ETC.; 1929, BY TYPE OF FARM, BY DIVISIONS AND STATES—Continued
beginning of this table)

MOUNTAIN DIVISION—Continued						PACIFIC DIVISION					
ARIZONA		UTAH		NEVADA		WASHINGTON		OREGON		CALIFORNIA	
Farms reporting	Value	Farms reporting	Value	Farms reporting	Value	Farms reporting	Value	Farms reporting	Value	Farms reporting	Value
Number	Dollars	Number	Dollars	Number	Dollars	Number	Dollars	Number	Dollars	Number	Dollars
13,161	48,884,932	26,631	64,577,080	3,261	19,875,363	87,225	197,744,572	51,958	137,009,086	128,735	623,103,467
979	1,880,053	5,400	9,159,525	440	1,240,787	7,121	11,098,435	9,762	16,584,216	4,420	9,593,233
195	297,952	1,009	3,007,840	36	123,465	8,442	48,552,749	4,965	24,141,509	4,311	34,048,608
2,747	17,050,050									2,971	21,136,151
641	2,432,504	4,005	8,523,808	042	2,099,730	3,750	13,672,204	2,948	9,650,468	8,944	50,443,143
487	1,550,497	990	2,116,631	156	463,313,315	9,808	46,313,516	0,307	19,137,588	52,011	218,048,963
448	3,870,581	725	1,395,411	42	202,100	1,299	4,176,069	942	2,700,903	6,688	59,791,455
745	4,001,772	3,373	6,826,075	49	2,091,697	12,723	31,720,392	8,150	21,618,718	15,179	62,519,358
322	1,667,249	2,106	8,397,513	137	679,842	1,242	3,438,506	1,882	6,204,450	2,012	10,106,890
3,600	12,143,576	2,388	16,422,357	822	12,041,785	698	6,921,971	2,648	23,027,929	5,121	63,816,653
625	1,510,795	1,830	5,013,333	232	687,059	8,686	25,856,810	3,091	6,549,487	15,424	55,825,470
704	287,568	922	373,020	122	42,154	3,631	1,255,159	3,447	1,280,069	2,233	721,300
1,598	2,236,316	3,183	2,741,277	274	682,197	9,825	6,730,272	7,816	6,104,644	9,405	17,053,205
8,170	25,313,468	21,446	19,563,240	2,196	8,481,755	48,515	109,968,231	39,049	67,033,290	96,804	384,426,857
841	741,208	5,123	3,556,420	376	415,790	5,808	3,574,030	8,569	5,242,330	3,695	3,901,215
192	288,838	1,604	2,821,776	36	94,235	8,334	41,882,806	4,934	19,636,740	4,278	30,010,070
2,727	15,733,017									2,945	10,783,892
641	2,081,485	4,001	6,270,503	040	1,689,214	3,748	11,504,330	2,940	7,773,280	8,910	40,586,179
371	1,456,168	986	1,690,493	14	22,250	9,776	43,356,092	6,254	16,238,321	49,032	207,202,468
446	3,685,401	725	1,170,243	42	169,884	1,205	3,843,449	941	2,430,577	6,642	58,302,470
310	204,830	2,607	1,268,081	802	221,467	7,240	2,546,372	5,228	2,075,318	5,870	5,528,128
1,185	245,641	1,619	1,004,712	88	125,059	716	491,037	1,277	871,435	1,144	1,023,230
1,283	291,032	1,032	634,500	378	557,836	217	342,487	1,015	1,000,735	1,807	3,149,005
287	110,881	1,118	573,764	111	57,876	4,562	1,194,127	1,944	619,232	6,040	2,631,298
357	33,141	670	63,553	60	7,036	1,718	130,507	1,684	141,010	915	76,943
630	401,830	2,061	497,177	140	120,279	5,095	1,101,315	4,267	935,306	5,511	5,623,011
6,212	13,219,541	17,145	20,327,239	2,268	10,667,342	84,824	18,280,849	30,894	30,347,023	30,447	75,610,847
639	384,961	4,410	1,371,676	347	238,923	5,398	2,784,787	7,978	2,784,787	3,272	1,701,000
36	10,620	814	186,090	19	5,736	5,501	2,456,188	3,225	1,044,687	1,858	2,100,641
701	373,821									624	433,020
198	112,760	2,013	532,413	258	112,750	1,056	594,198	1,337	503,563	2,281	1,051,686
59	10,925	345	56,195	5	2,160	1,990	457,092	2,193	541,577	0,075	1,862,009
79	60,464	190	24,021	16	8,625	208	33,870	209	26,065	590	339,831
522	480,423	2,767	841,207	450	370,755	10,388	3,297,549	6,555	2,554,894	12,900	9,645,841
312	1,225,532	2,083	5,330,820	134	397,750	1,223	2,081,420	1,840	3,693,284	1,995	6,063,048
2,753	6,123,956	2,317	10,394,801	801	9,087,070	636	6,101,097	2,584	10,607,164	4,792	43,719,327
205	76,519	682	138,134	93	26,630	3,618	638,761	1,438	253,105	2,645	684,399
207	15,788	342	21,988	42	4,049	1,077	68,548	1,077	71,440	622	49,678
501	1,334,767	1,182	1,400,185	103	412,004	3,090	1,754,968	2,562	1,000,401	1,793	7,378,694
8,014	7,816,004	21,351	19,489,876	2,428	4,599,819	50,820	54,083,642	40,585	35,043,093	67,460	148,569,400
790	457,028	6,153	2,845,045	414	437,266	6,584	3,634,609	9,307	5,200,328	3,993	2,792,144
62	21,763	1,030	358,856	23	15,723	0,563	1,966,126	3,784	1,578,403	2,405	1,306,777
1,258	527,528									1,095	595,700
312	122,615	2,603	1,068,316	323	154,486	2,104	969,275	1,700	767,024	5,564	1,777,272
118	31,370	550	181,377	7	1,877	4,101	1,233,078	3,065	1,037,561	14,562	105,100
140	54,494	294	84,470	21	13,813	396	98,370	324	68,599	1,028	521,380
745	3,042,082	3,373	4,056,453	112	1,322,414	12,723	22,662,528	8,150	14,559,778	15,178	74,354,382
195	123,660	1,915	1,516,889	112	118,824	1,014	557,864	1,001	1,113,072	1,519	1,363,002
2,702	2,001,932	2,131	4,928,020	627	1,926,149	541	1,816,169	2,217	4,384,843	3,448	5,605,813
625	1,200,105	1,830	3,978,493	232	547,037	8,685	20,148,592	3,091	4,960,480	15,424	50,028,397
313	26,275	672	55,321	48	4,494	2,111	214,069	2,164	214,069	1,107	80,190
784	209,752	1,900	375,600	120	57,700	5,697	1,446,822	4,412	1,056,900	4,162	2,097,577
989	170,745	105	13,688	80	12,696	5,916	1,589,719	6,730	2,351,058	4,044	1,194,655
229	36,757	28	4,949	21	4,893	1,415	321,871	2,093	510,395	0,003	145,020
6	739	8	840			306	48,908	365	63,442	107	25,462
93	16,080									0	4,898
25	3,818	11	1,605	25	2,146	170	27,453	204	45,288	204	84,876
5	1,189					231	84,710	628	121,571	887	180,207
19	405					24	2,426	2	943	23	4,445
30	2,330	16	1,899	9	1,417	1,457	215,072	1,058	175,369	470	87,413
301	3,763	5	430	3	330	168	24,725	243	53,007	169	39,713
12	42,049	22	2,777	14	3,244	66	13,680	354	101,397	720	243,876
81	6,894	3	100	4	176	343	70,205	297	41,370	209	34,696
198	5,907	3	90	1	80	1,222	23,028	322	22,711	101	10,968
10,812	50,814	11	986	3	710	69,487	892,787	1,210	1,294,565	671	382,454
957	2,365,174	24,175	5,233,037	2,922	1,113,871	7,063	13,874,131	48,911	18,234,622	92,298	15,292,709
136	259,499	5,381	1,331,429	435	149,906	7,757	1,845,076	9,737	2,776,876	4,385	1,052,358
1,966	25,992	1,307	243,263	29	7,771	8,145	2,104,661	4,468	1,218,297	3,043	599,728
508	399,613									1,798	315,732
271	111,986	3,434	945,061	499	141,374	3,145	607,029	2,507	571,308	5,016	994,232
321	50,855	912	187,508	13	2,370	8,032	1,337,843	5,550	1,148,528	30,734	4,052,332
766	69,767	645	109,777	37	6,828	1,132	108,538	8,898	108,779	623,315	72
3,063	173,102	3,810	690,035	494	175,544	12,587	2,990,871	8,105	2,253,359	14,330	2,903,573
595	68,753	1,939	455,033	125	135,975	1,175	283,469	1,793	472,752	1,768	397,258
704	684,607	1,813	402,450	742	467,486	583	149,278	2,328	813,800	3,970	1,844,736
886	122,390	1,785	327,872	222	55,340	8,446	1,806,155	3,052	669,294	13,770	1,844,736
1,306	156,457	922	232,608	122	26,495	3,631	516,836	3,447	839,217	2,233	439,986
	242,147	2,727	407,263	204	40,898	8,936	1,633,380	7,026	1,302,412	6,684	971,490
288	407,098	371	115,788	128	117,524	1,902	537,450	1,660	518,758	2,114	1,400,432
27	7,597	84	14,615	18	4,424	343	64,487	384	67,126	201	47,348
4	534	19	5,445			211	33,323	130	20,382	12	9,361
25	4,985									46	4,177
14	2,305	40	9,318	10	2,130	52	10,272	77	13,613	73	18,565

STATE TABLE IV.—SPECIFIED LIVESTOCK, 1930, AND LIVESTOCK

[This table is presented in two sections, the second

TYPE OF FARM, BY CLASS OF ANIMALS (See definitions in Introduction)	UNITED STATES		GEOGRAPHIC DIVISIONS							
	Farms reporting	Animals	NEW ENGLAND		MIDDLE ATLANTIC		EAST NORTH CENTRAL		WEST NORTH CENTRAL	
			Farms reporting	Animals	Farms reporting	Animals	Farms reporting	Animals	Farms reporting	Animals
	Number	Number	Number	Number	Number	Number	Number	Number	Number	Number
All types:										
Horses and mules, excluding colts.....	5,024,234	17,611,905	82,702	180,893	260,673	711,255	814,467	2,773,062	900,365	5,316,823
Cows and heifers kept mainly for milk.....	4,452,930	20,498,955	02,500	680,621	277,060	2,039,150	824,819	4,902,359	920,674	5,690,754
beef.....	416,042	7,336,994	2,630	11,659	6,086	30,183	41,777	266,828	175,110	2,200,354
Other cattle, including calves.....	3,893,075	35,559,877	78,683	578,454	243,915	1,836,707	743,122	5,457,605	920,220	11,088,784
Sows and gilts.....	1,685,946	7,073,747	5,064	23,200	37,038	77,096	396,947	1,626,740	645,507	4,656,104
Other hogs, excl. pigs under 3 mos. old.....	2,673,260	25,110,887	23,085	130,203	103,008	596,029	388,525	5,220,674	563,305	11,199,173
General farms:										
Horses and mules, excluding colts.....	938,216	3,291,174	13,004	26,159	68,729	189,012	240,701	796,817	248,611	1,179,194
Cows and heifers kept mainly for milk.....	926,154	4,217,490	14,610	64,362	71,482	309,206	255,808	1,149,129	241,304	1,458,917
beef.....	77,542	555,119	533	2,097	1,026	7,848	11,077	49,692	32,366	223,056
Other cattle, including calves.....	855,118	5,787,331	12,781	71,800	63,627	339,706	232,316	1,291,129	239,372	2,154,052
Sows and gilts.....	429,319	1,498,947	937	2,309	15,584	26,181	134,371	386,706	164,000	841,250
Other hogs, excl. pigs under 3 mos. old.....	534,250	4,667,909	4,193	12,911	35,510	191,968	129,808	1,269,611	139,684	1,741,038
Cash-grain farms:										
Horses and mules, excluding colts.....	398,629	2,510,053	15	41	2,580	9,680	76,094	400,541	222,273	1,446,947
Cows and heifers kept mainly for milk.....	351,114	1,723,051	14	42	2,146	10,025	70,990	281,471	196,115	1,078,419
beef.....	55,813	645,994	2	16	62	328	5,381	29,756	33,804	305,250
Other cattle, including calves.....	342,098	3,238,872	10	114	1,866	9,999	63,226	374,108	190,123	2,087,809
Sows and gilts.....	210,986	1,077,494	1	1	622	1,179	47,010	202,459	133,961	786,923
Other hogs, excl. pigs under 3 mos. old.....	196,126	2,383,606	6	18	1,443	9,004	39,149	580,164	112,073	1,430,085
Cotton farms:										
Horses and mules, excluding colts.....	1,322,781	3,475,068						59	191	9,160
Cows and heifers kept mainly for milk.....	970,221	1,074,114						27	89	5,885
beef.....	86,708	284,726								105
Other cattle, including calves.....	762,067	2,334,362						10	15	3,332
Sows and gilts.....	227,566	379,139						14	54	2,709
Other hogs, excl. pigs under 3 mos. old.....	748,367	2,633,938						32	146	4,303
Crop-specialty farms:										
Horses and mules, excluding colts.....	346,389	1,009,199	8,856	25,050	12,796	39,237	29,788	87,221	13,035	66,748
Cows and heifers kept mainly for milk.....	256,012	716,800	8,225	25,825	10,890	43,929	29,396	129,123	10,605	51,317
beef.....	14,248	119,040	277	985	276	898	561	4,425	1,057	10,521
Other cattle, including calves.....	187,384	927,033	6,708	27,983	8,882	47,684	22,947	131,843	9,067	81,793
Sows and gilts.....	87,999	196,921	877	1,752	1,412	2,648	7,794	19,553	4,789	21,241
Other hogs, excl. pigs under 3 mos. old.....	187,902	978,687	4,168	12,306	4,460	23,893	10,575	64,440	4,746	46,070
Fruit farms:										
Horses and mules, excluding colts.....	77,271	180,712	1,290	2,184	8,429	19,628	9,505	22,292	2,060	7,444
Cows and heifers kept mainly for milk.....	50,841	149,945	1,190	3,604	6,942	20,764	7,971	20,468	2,549	7,061
beef.....	2,594	22,712	43	156	430	1,192	282	1,192	123	627
Other cattle, including calves.....	38,647	178,112	838	3,704	5,119	10,512	5,800	22,692	1,883	7,621
Sows and gilts.....	8,533	21,300	67	137	798	1,287	1,404	2,088	590	1,604
Other hogs, excl. pigs under 3 mos. old.....	19,065	128,671	247	737	2,086	9,897	2,307	14,414	790	6,387
Truck farms:										
Horses and mules, excluding colts.....	62,149	150,230	1,869	3,022	9,864	23,090	10,787	24,593	3,169	7,752
Cows and heifers kept mainly for milk.....	38,770	90,480	1,488	3,926	6,703	17,016	7,059	16,885	1,893	4,620
beef.....	1,701	13,199	45	114	152	402	141	609	84	256
Other cattle, including calves.....	25,668	99,755	924	3,397	4,224	13,461	4,217	14,289	1,193	4,380
Sows and gilts.....	7,040	19,314	80	1,413	555	1,266	1,358	3,353	420	1,430
Other hogs, excl. pigs under 3 mos. old.....	18,935	108,178	433	4,819	2,174	10,600	2,008	13,276	676	4,135
Dairy farms:										
Horses and mules, excluding colts.....	539,167	1,806,790	32,962	80,006	104,172	304,029	217,702	711,266	97,953	408,680
Cows and heifers kept mainly for milk.....	593,947	7,134,304	38,876	499,034	116,064	1,462,402	232,294	2,481,471	104,112	1,122,922
beef.....	12,006	79,497	608	2,940	1,086	8,915	3,314	16,251	2,752	18,633
Other cattle, including calves.....	573,979	6,376,434	36,630	378,972	112,101	1,196,438	224,310	2,173,392	101,863	1,129,707
Sows and gilts.....	182,578	653,071	1,955	4,592	12,064	22,061	88,942	294,301	68,624	284,388
Other hogs, excl. pigs under 3 mos. old.....	216,220	1,095,126	7,906	32,481	33,955	166,070	88,116	714,480	47,638	620,690
Animal-specialty farms:										
Horses and mules, excluding colts.....	453,020	2,493,808	1,568	3,724	3,627	11,957	101,545	447,301	275,894	1,674,371
Cows and heifers kept mainly for milk.....	407,282	2,382,000	1,583	9,370	3,200	14,421	97,412	490,210	244,403	1,581,337
beef.....	123,854	1,717,835	162	1,375	3,770	8,575	16,359	142,082	85,740	1,080,743
Other cattle, including calves.....	440,773	7,662,042	1,554	17,586	3,300	39,334	97,558	1,099,998	270,651	5,087,198
Sows and gilts.....	355,437	3,338,188	327	0,181	1,251	5,590	84,916	643,996	235,766	2,533,154
Other hogs, excl. pigs under 3 mos. old.....	382,316	10,162,313	715	22,971	2,098	37,810	75,775	2,289,791	204,511	6,880,521
Stock ranches:										
Horses and mules, excluding colts.....	63,417	759,549				24	78	32	127	11,339
Cows and heifers kept mainly for milk.....	35,319	206,560				25	82	30	160	7,901
beef.....	43,277	4,098,831				10	136	12	226	7,523
Other cattle, including calves.....	59,381	6,468,710				28	634	37	2,324	11,187
Sows and gilts.....	15,381	82,982				8	9	0	64	6,185
Other hogs, excl. pigs under 3 mos. old.....	24,140	337,238				10	44	11	218	6,116
Poultry farms:										
Horses and mules, excluding colts.....	98,062	245,212	4,279	6,265	14,497	29,234	25,563	62,730	23,376	73,822
Cows and heifers kept mainly for milk.....	108,810	330,444	5,128	14,273	15,042	40,940	28,010	82,877	25,025	84,306
beef.....	7,209	35,761	199	415	306	792	1,203	4,351	3,429	16,780
Other cattle, including calves.....	86,885	393,276	3,788	13,550	11,456	40,907	22,217	84,901	21,782	119,041
Sows and gilts.....	22,802	51,769	118	389	1,397	2,645	7,202	14,918	9,093	25,465
Other hogs, excl. pigs under 3 mos. old.....	33,933	205,873	700	2,697	4,740	22,200	7,046	49,868	9,008	78,398
Self-sufficing farms:										
Horses and mules, excluding colts.....	367,158	749,519	6,996	10,759	16,611	39,794	38,540	84,345	37,874	112,598
Cows and heifers kept mainly for milk.....	366,201	692,795	7,781	16,492	17,132	36,083	37,933	80,178	35,286	85,914
beef.....	19,155	64,144	242	610	389	891	1,081	2,519	3,699	13,769
Other cattle, including calves.....	261,670	728,870	5,639	16,417	12,964	37,243	27,036	74,649	28,380	101,133
Sows and gilts.....	68,441	114,383	151	276	1,449	2,000	8,419	13,723	11,711	25,181
Other hogs, excl. pigs under 3 mos. old.....	199,793	697,146	1,604	3,676	6,952	20,905	13,467	48,485	15,190	78,548
Abnormal and unclassified farms:										
Horses and mules, excluding colts.....	357,435	940,584	11,864	23,083	25,444	54,537	54,082	135,638	44,722	167,905
Cows and heifers kept mainly for milk.....	342,765	890,207	13,605	43,693	27,935	88,282	61,189	179,618	57,696	146,577
beef.....	21,335	305,136	554	3,052	767	5,918	2,076	15,426	4,440	63,822
Other cattle, including calves.....	241,847	1,875,080	9,886	44,931	20,458	85,789	42,749	188,709	34,814	270,839
Sows and gilts.....	70,368	240,273	6,661	6,150	2,198	12,261	15,608	47,520	17,771	63,828
Other hogs, excl. pigs under 3 mos. old.....	162,228	1,222,297	3,115	37,787	9,670	102,918	19,541	178,791	18,511	268,580

AGRICULTURE—UNITED STATES SUMMARY, BY TYPE OF FARM

PRODUCTS, 1929, BY TYPE OF FARM, BY DIVISIONS AND STATES

section beginning on p. 43. See NOTE, bottom of p. 8]

GEOGRAPHIC DIVISIONS—Continued										NEW ENGLAND DIVISION					
SOUTH ATLANTIC		EAST SOUTH CENTRAL		WEST SOUTH CENTRAL		MOUNTAIN		PACIFIC		MAINE		NEW HAMPSHIRE		VERMONT	
Farms reporting	Animals	Farms reporting	Animals	Farms reporting	Animals	Farms reporting	Animals	Farms reporting	Animals	Farms reporting	Animals	Farms reporting	Animals	Farms reporting	Animals
Number	Number	Number	Number	Number	Number	Number	Number	Number	Number	Number	Number	Number	Number	Number	Number
822,872	1,539,931	783,460	1,800,790	921,344	3,260,573	197,552	1,361,374	144,809	608,195	27,036	60,091	9,790	19,968	20,053	51,391
632,985	1,462,041	710,526	1,652,975	704,154	2,227,374	152,278	780,561	137,334	1,024,120	28,951	124,952	11,018	68,702	21,171	254,520
31,749	306,074	27,663	220,833	68,345	2,225,108	48,682	2,050,262	14,000	516,993	1,270	4,954	240	1,395	253	1,782
438,153	1,981,983	539,858	2,094,595	923,650	5,700,076	158,356	3,842,698	118,012	1,992,005	24,190	127,142	9,291	65,040	19,727	215,881
195,266	334,730	172,227	293,712	160,985	342,292	49,672	167,812	22,250	97,055	1,953	4,286	447	1,273	1,281	2,590
527,877	2,341,919	492,830	2,083,056	464,542	2,403,074	72,288	590,016	37,701	555,143	10,417	29,880	2,704	9,835	4,931	17,703
109,822	250,401	108,500	286,944	93,374	346,030	30,350	195,169	16,005	51,358	6,228	12,440	1,679	3,334	2,200	5,310
101,386	311,098	108,007	324,479	87,732	362,235	27,847	154,291	17,978	83,812	6,086	27,469	1,937	8,031	2,397	14,841
7,257	49,184	5,694	31,914	10,527	105,860	6,597	71,995	1,660	13,472	321	1,265	58	337	33	126
85,189	435,878	91,359	430,095	85,505	615,859	28,611	316,004	16,508	131,908	5,930	31,879	1,642	9,126	2,257	17,018
40,073	84,702	34,534	62,007	25,261	56,947	10,318	29,286	4,241	10,369	460	831	107	272	185	337
79,487	460,890	70,359	370,587	54,736	360,837	14,170	98,799	6,803	62,298	2,342	5,565	557	1,418	677	2,031
5,706	23,321	4,597	16,630	36,620	195,493	30,299	264,456	14,445	152,885	6	21				
4,770	22,190	3,960	8,588	32,857	165,369	27,786	118,116	12,776	48,801	5	6				
260	1,660	253	1,082	6,495	111,479	7,607	76,636	1,930	21,790						
4,037	28,062	2,888	14,248	32,692	358,323	28,835	290,560	11,831	105,589	1	3				
1,841	4,098	1,556	3,753	9,681	23,790	12,022	30,423	4,202	16,808						
3,759	25,653	2,698	24,061	17,018	121,415	14,370	118,140	6,004	74,876	4	7				
310,266	557,970	387,410	822,966	600,102	2,030,680	4,540	22,072	2,235	9,385						
206,537	316,956	316,965	571,936	436,161	1,061,376	3,276	8,587	1,370	5,202						
4,823	21,722	7,369	52,040	24,240	208,592	142	1,725	20	210						
133,126	286,418	243,527	608,397	369,366	1,412,562	1,970	12,549	726	5,957						
59,502	102,236	72,814	107,478	92,174	162,249	235	718	108	636						
183,707	635,390	251,785	761,546	307,351	1,204,134	892	3,720	227	3,993						
155,414	291,814	68,587	100,820	10,872	52,494	35,704	204,173	11,337	51,033	6,339	10,596	216	458	432	1,006
87,930	141,761	67,076	157,127	8,443	24,755	28,345	117,423	8,052	34,006	6,016	16,843	101	678	335	1,014
3,935	27,338	2,557	11,114	865	9,209	3,747	46,225	583	8,325	220	745	8	30	8	52
53,341	143,194	46,184	181,724	7,540	41,383	25,892	217,995	0,253	63,934	5,061	19,433	132	835	294	2,270
41,886	80,629	17,494	32,385	3,036	6,091	9,302	30,252	1,409	4,670	806	1,522	8	11	15	28
102,651	468,327	39,535	202,397	6,400	40,087	13,031	99,253	2,346	20,944	3,037	10,701	41	106	71	245
11,356	20,450	2,353	5,800	8,970	19,463	3,198	8,047	29,162	69,344	372	653	105	307	86	185
7,521	18,007	1,674	4,444	6,497	14,092	2,845	7,706	10,340	43,770	373	1,101	136	348	72	255
599	7,009	109	798	450	3,715	127	1,025	771	7,770	22	7			1	33
5,179	31,926	1,577	6,439	4,692	18,228	2,036	10,212	11,438	57,778	288	1,410	102	429	50	356
2,137	5,432	499	994	976	1,828	468	1,322	1,025	5,618	32	6	12	2	5	35
5,432	30,215	1,173	6,751	2,374	12,368	850	4,630	3,707	34,266	115	205	31	74	11	33
14,022	32,370	5,851	12,761	7,267	19,524	3,365	10,238	5,965	16,010	271	558	83	145	68	97
7,901	16,565	4,602	10,219	5,204	11,634	1,829	4,710	2,091	5,299	262	947	70	223	45	118
463	4,117	316	2,950	273	2,656	172	1,207	75	828	12	63	1	4		39
5,441	21,723	3,370	12,768	3,875	15,505	1,286	6,357	1,168	7,889	211	1,210	51	190	32	64
2,791	7,341	741	1,269	621	1,199	310	797	101	1,247	14	27	1	1	3	41
6,793	46,905	3,065	9,436	2,218	8,673	928	3,763	650	6,611	78	214	18	48	9	20
16,705	54,334	14,101	45,533	14,149	55,314	13,014	62,255	27,809	85,314	5,594	12,267	3,523	8,371	13,360	37,074
19,189	274,710	16,989	199,789	16,732	265,472	15,502	182,700	35,180	655,708	6,306	55,625	4,261	40,017	14,204	221,256
457	2,875	453	3,846	706	7,994	1,108	9,007	962	8,236	162	810	67	318	111	531
17,993	221,972	14,982	181,253	16,070	205,083	15,134	233,000	33,996	595,927	5,989	46,594	3,998	30,407	13,834	178,229
4,499	9,223	4,462	8,803	2,926	6,432	3,657	9,557	4,340	13,714	354	681	184	446	950	1,835
9,889	62,215	7,996	53,900	6,695	41,355	5,497	33,883	8,529	70,552	1,893	5,520	1,012	3,559	3,343	12,395
15,853	40,257	22,034	92,192	14,302	85,307	14,060	108,462	4,217	21,175	563	1,341	202	456	386	1,025
13,993	57,651	20,687	82,964	11,528	62,260	10,895	63,433	3,532	26,830	650	2,830	215	1,102	375	3,145
3,991	66,914	4,006	54,608	5,699	103,498	6,056	159,563	1,455	30,477	84	645	24	255	18	169
15,530	305,483	21,172	293,907	13,925	358,446	13,061	359,884	4,022	100,200	563	5,540	221	2,233	364	4,807
7,681	28,887	11,490	37,611	6,209	35,492	5,967	31,692	1,840	15,707	74	373	24	140	42	121
12,630	175,712	16,486	282,130	10,170	259,717	7,546	122,402	2,385	49,259	243	1,814	80	702	131	604
2,148	7,369	790	4,565	15,261	106,017	26,798	363,485	7,035	78,383						
1,739	7,441	565	3,041	8,900	42,622	12,209	97,087	3,854	25,801						
1,106	77,410	536	31,848	11,527	1,518,537	17,941	1,598,240	4,622	307,874						
2,346	151,729	887	47,075	15,777	2,324,675	22,374	2,184,200	6,745	785,286						
705	2,600	265	757	2,000	12,298	4,159	15,404	1,360	6,937						
1,602	19,454	492	6,015	6,482	86,280	7,167	58,758	2,260	45,657						
9,687	10,566	2,860	6,262	6,918	22,565	2,819	8,847	8,603	15,861	1,260	1,001	523	1,192	245	415
9,664	23,496	3,172	7,767	7,401	25,547	3,489	11,084	11,379	34,094	1,362	3,905	800	2,452	278	1,144
427	1,088	141	618	932	7,981	264	1,535	308	1,601	80	196	6	22	7	9
6,747	25,807	2,431	9,774	6,833	41,880	2,771	15,322	8,330	35,044	1,059	3,886	666	2,412	216	1,148
1,995	3,436	592	1,047	974	1,380	332	691	599	1,288	41	74	14	32	5	13
5,616	23,121	1,394	6,013	2,820	13,486	631	2,647	1,270	7,058	290	657	137	392	42	124
106,260	157,749	110,047	205,155	43,585	106,879	3,436	30,298	4,800	10,942	2,700	4,214	1,186	1,855	1,001	1,718
105,530	180,070	113,065	183,198	38,615	87,915	5,193	11,690	5,666	11,255	2,780	5,388	1,285	2,727	1,051	2,811
4,928	13,117	3,858	8,443	2,726	13,706	1,744	9,261	488	1,938	127	279	18	49	18	30
69,023	173,693	76,110	176,533	32,872	112,950	5,031	21,082	4,506	15,170	1,940	5,397	935	2,856	825	2,772
18,359	27,478	18,686	27,669	8,499	16,020	799	4,223	428	743	42	65	25	42	19	30
68,731	196,584	66,379	223,423	23,737	115,176	2,545	6,024	1,188	4,125	645	1,137	338	689	209	389
71,603	119,184	5													

AGRICULTURE—UNITED STATES SUMMARY, BY TYPE OF FARM

STATE TABLE IV.—SPECIFIED LIVESTOCK, 1930, AND LIVESTOCK

This table is presented in two sections, the second

TYPE OF FARM, BY CLASS OF ANIMALS (See definitions in Introduction)	NEW ENGLAND DIVISION—Continued						MIDDLE ATLANTIC DIVISION					
	MASSACHUSETTS		RHODE ISLAND		CONNECTICUT		NEW YORK		NEW JERSEY		PENNSYLVANIA	
	Farms report- ing	Animals	Farms report- ing	Animals	Farms report- ing	Animals	Farms report- ing	Animals	Farms report- ing	Animals	Farms report- ing	Animals
	Number	Number	Number	Number	Number	Number	Number	Number	Number	Number	Number	Number
All types:												
Horses and mules, excluding colts.....	13,008	24,635	1,699	3,170	10,400	21,038	120,733	317,524	15,596	42,010	130,344	351,721
Cows and heifers kept mainly for milk.....	16,473	119,168	2,249	19,171	12,644	94,028	127,103	1,172,540	13,890	105,331	136,067	761,273
beef.....	457	2,089	61	271	310	1,168	2,251	13,236	69	1,313	3,475	16,947
Other cattle, including calves.....	13,050	86,142	1,805	12,191	10,920	71,458	115,837	1,034,370	10,012	68,065	118,066	734,282
Sows and gilts.....	808	12,013	101	418	474	2,614	9,868	18,241	1,561	10,874	20,519	47,981
Other hogs, excl. pigs under 3 mos. old.....	2,853	65,389	416	3,093	1,704	14,218	29,907	127,949	4,583	83,537	68,608	384,643
General farms:												
Horses and mules, excluding colts.....	1,584	2,761	204	340	1,109	1,074	22,315	59,218	2,189	5,821	44,225	123,973
Cows and heifers kept mainly for milk.....	1,978	7,747	291	1,011	1,321	5,273	23,574	100,330	1,989	9,329	45,919	199,647
beef.....	67	215	23	66	31	88	525	2,134	69	212	1,342	5,502
Other cattle, including calves.....	1,548	7,109	232	1,116	1,122	5,552	21,276	113,095	1,443	6,878	40,808	219,732
Sows and gilts.....	107	502	12	19	66	343	3,084	4,952	271	881	12,229	20,848
Other hogs, excl. pigs under 3 mos. old.....	360	2,424	40	145	208	1,828	7,334	30,399	686	5,281	27,490	150,288
Cash-grain farms:												
Horses and mules, excluding colts.....	9	20					260	789	99	226	2,251	8,665
Cows and heifers kept mainly for milk.....	9	39					175	505	54	203	1,917	9,812
beef.....	2	15					2	3	4	26	56	299
Other cattle, including calves.....	9	111					146	693	31	142	1,079	9,104
Sows and gilts.....	1	1					32	57	3	7	857	1,115
Other hogs, excl. pigs under 3 mos. old.....	2	11					77	406	23	105	1,343	8,583
Cotton farms:												
Horses and mules, excluding colts.....												
Cows and heifers kept mainly for milk.....												
beef.....												
Other cattle, including calves.....												
Sows and gilts.....												
Other hogs, excl. pigs under 3 mos. old.....												
Crop-specialty farms:												
Horses and mules, excluding colts.....	757	1,667	15	29	1,697	2,894	5,000	17,538	1,072	4,154	5,724	17,545
Cows and heifers kept mainly for milk.....	785	2,514	12	74	968	8,802	5,127	20,979	871	3,260	4,892	19,700
beef.....	22	90			19	68	115	339	15	64	146	505
Other cattle, including calves.....	539	2,409	11	56	971	2,974	4,279	22,786	559	2,162	4,044	22,746
Sows and gilts.....	19	61			29	130	452	702	113	243	847	1,043
Other hogs, excl. pigs under 3 mos. old.....	221	589	3	4	185	571	1,452	5,826	270	1,887	2,732	10,200
Fruit farms:												
Horses and mules, excluding colts.....	400	663	36	60	180	316	5,080	14,199	832	1,706	1,517	3,723
Cows and heifers kept mainly for milk.....	415	1,213	37	81	163	516	5,355	16,781	898	742	1,189	3,271
beef.....	19	68			6	17	103	320	9	24	23	70
Other cattle, including calves.....	265	1,022	22	78	116	405	4,102	15,051	181	485	856	3,787
Sows and gilts.....	20	70	3	2	5	16	500	870	36	64	202	346
Other hogs, excl. pigs under 3 mos. old.....	74	370	3	17	13	38	1,283	5,963	212	767	591	3,177
Truck farms:												
Horses and mules, excluding colts.....	944	1,449	100	130	393	643	4,085	9,067	4,194	10,594	1,585	3,408
Cows and heifers kept mainly for milk.....	766	1,771	70	191	285	676	3,025	8,094	2,072	6,012	1,006	2,310
beef.....	20	26	4	6	8	15	59	238	75	149	18	25
Other cattle, including calves.....	412	1,228	33	66	185	603	2,167	7,150	1,437	4,365	620	1,968
Sows and gilts.....	45	1,327	4	20	13	30	226	399	233	633	96	224
Other hogs, excl. pigs under 3 mos. old.....	240	4,082	28	170	60	285	787	3,447	1,088	5,532	320	1,081
Dairy farms:												
Horses and mules, excluding colts.....	5,409	11,154	791	1,014	4,285	9,526	60,211	171,708	3,724	12,185	40,237	120,136
Cows and heifers kept mainly for milk.....	7,490	59,010	1,143	15,727	5,406	70,190	66,750	946,042	4,050	75,439	44,664	430,921
beef.....	141	778	22	120	65	388	876	5,132	76	465	737	3,818
Other cattle, including calves.....	6,888	57,478	999	8,737	5,122	48,527	65,399	788,350	4,347	46,116	42,415	361,942
Sows and gilts.....	252	1,105	47	168	168	359	4,249	7,487	510	1,191	7,905	13,413
Other hogs, excl. pigs under 3 mos. old.....	894	7,814	198	1,065	565	2,128	14,112	51,703	1,321	8,082	18,522	106,885
Animal-specialty farms:												
Horses and mules, excluding colts.....	228	467	25	46	164	359	769	2,321	72	188	2,086	9,448
Cows and heifers kept mainly for milk.....	248	1,430	27	139	168	787	697	3,458	70	287	2,532	10,876
beef.....	16	135	3	4	17	137	67	1,625	6	64	304	1,806
Other cattle, including calves.....	215	3,107	33	295	168	1,595	703	8,266	61	465	2,536	30,603
Sows and gilts.....	130	4,764	6	61	51	702	196	1,090	47	728	1,008	3,751
Other hogs, excl. pigs under 3 mos. old.....	170	16,600	15	623	67	2,568	308	8,793	50	4,009	1,731	24,948
Stock ranches:												
Horses and mules, excluding colts.....											24	75
Cows and heifers kept mainly for milk.....											25	82
beef.....											10	136
Other cattle, including calves.....											28	634
Sows and gilts.....											8	0
Other hogs, excl. pigs under 3 mos. old.....											10	44
Poultry farms:												
Horses and mules, excluding colts.....	942	1,341	171	226	838	1,190	5,351	10,616	1,636	2,925	7,510	15,093
Cows and heifers kept mainly for milk.....	1,236	3,273	227	440	1,135	3,059	5,089	20,185	1,577	4,104	7,406	22,561
beef.....	33	59	21	41	43	88	108	812	65	120	183	360
Other cattle, including calves.....	809	2,626	189	441	859	3,087	4,887	22,286	986	3,255	5,583	21,866
Sows and gilts.....	200	167	5	12	24	101	270	455	114	314	1,013	1,340
Other hogs, excl. pigs under 3 mos. old.....	135	865	17	68	88	491	945	3,496	347	1,800	3,448	16,904
Self-sufficing farms:												
Horses and mules, excluding colts.....	1,014	1,476	159	201	936	1,295	4,844	8,870	580	974	11,187	20,941
Cows and heifers kept mainly for milk.....	1,236	2,621	189	326	1,240	2,619	4,924	11,284	529	987	11,679	23,812
beef.....	39	71	6	7	34	74	74	162	23	42	292	687
Other cattle, including calves.....	874	2,508	125	357	940	2,527	3,918	12,743	307	695	8,759	23,805
Sows and gilts.....	33	74	5	10	27	55	193	292	34	55	1,222	1,653
Other hogs, excl. pigs under 3 mos. old.....	196	526	38	157	178	678	1,124	2,066	165	523	5,663	17,716
Abnormal and unclassified farms:												
Horses and mules, excluding colts.....	1,781	3,637	198	524	1,898	2,841	10,818	23,180	1,228	3,237	13,398	28,111
Cows and heifers kept mainly for milk.....	2,354	8,943	283	1,191	1,990	7,157	11,507	44,918	1,080	4,283	15,348	39,081
beef.....	98	637	12	27	87	268	322	2,902	31	167	414	2,840
Other cattle, including calves.....	1,701	8,547	181	1,020	1,437	6,288	9,020	43,330	660	3,502	10,778	33,948
Sows and gilts.....	172	3,962	21	98	91	873	608	1,871	190	6,758	1,402	3,932
Other hogs, excl. pigs under 3 mos. old.....	561	22,108	65	844	340	6,126	2,435	15,250	436	55,551	6,749	32,117

AGRICULTURE—UNITED STATES SUMMARY, BY TYPE OF FARM

PRODUCTS, 1929, BY TYPE OF FARM, BY DIVISIONS AND STATES—Continued

section beginning on p. 43. See NOTE, bottom of p. 8]

EAST NORTH CENTRAL DIVISION										WEST NORTH CENTRAL DIVISION					
OHIO		INDIANA		ILLINOIS		MICHIGAN		WISCONSIN		MINNESOTA		IOWA		MISSOURI	
Farms reporting	Animals	Farms reporting	Animals	Farms reporting	Animals	Farms reporting	Animals	Farms reporting	Animals	Farms reporting	Animals	Farms reporting	Animals	Farms reporting	Animals
Number	Number	Number	Number	Number	Number	Number	Number	Number	Number	Number	Number	Number	Number	Number	Number
176,984	406,567	148,256	402,311	188,713	885,060	138,912	373,180	161,592	525,954	160,135	764,586	194,022	1,035,373	210,203	823,596
183,748	818,417	152,118	632,735	183,435	921,107	138,522	715,105	166,906	1,814,995	167,057	1,442,031	184,660	1,218,663	197,822	819,006
8,093	39,302	0,463	54,320	10,608	127,122	4,460	22,601	3,154	23,093	6,854	58,645	36,377	342,441	42,829	352,042
159,479	915,137	120,880	759,692	167,050	1,293,896	124,570	790,365	162,143	1,698,515	162,840	1,655,505	187,778	2,575,052	188,891	1,610,748
87,660	295,746	89,360	365,469	114,229	633,139	35,914	70,514	69,784	261,872	110,019	697,496	164,422	1,743,112	115,554	404,851
91,262	1,149,408	82,234	1,369,621	102,020	1,872,492	47,348	803,666	65,661	525,487	80,912	1,019,887	127,706	4,051,708	124,548	1,846,293
71,683	200,809	50,438	181,138	51,479	212,660	50,574	140,035	19,587	61,275	50,211	239,236	38,223	170,593	75,247	269,357
74,577	309,417	58,421	234,790	51,313	225,513	51,894	238,568	20,103	140,841	50,763	399,611	37,998	244,810	71,252	300,112
2,875	10,864	2,600	10,518	3,253	18,219	1,802	7,141	533	2,050	1,807	13,244	4,488	28,942	12,206	70,247
67,415	344,149	51,358	248,578	40,908	266,510	47,388	278,807	19,247	153,085	49,934	450,544	37,017	360,843	69,271	432,209
41,199	111,199	35,583	105,007	30,576	106,087	17,381	32,235	8,326	31,578	36,305	219,487	31,411	235,286	41,775	100,028
40,402	405,613	31,681	355,094	28,681	320,709	20,673	125,777	8,371	62,358	25,839	293,832	23,282	462,121	42,877	390,271
11,427	40,260	13,714	62,183	49,215	292,858	1,454	4,317	284	923	14,791	90,260	32,207	190,674	11,654	54,404
10,535	38,701	12,470	46,353	40,353	193,204	1,161	4,056	175	628	13,188	88,240	28,809	148,077	9,115	27,462
447	2,063	855	4,743	3,973	22,746	50	184	6	19	871	6,498	4,371	30,462	1,109	6,765
9,086	44,427	10,524	56,761	43,002	266,700	908	5,222	156	998	12,987	119,066	28,520	264,640	7,592	42,381
5,890	20,386	3,044	32,298	32,600	148,573	403	945	73	252	10,860	77,453	25,000	217,910	5,406	19,331
5,513	70,724	7,016	109,501	26,077	395,399	478	4,156	65	384	7,150	89,943	17,590	379,309	5,066	69,116
				59	101										0,107
				27	39										5,858
				10	15										104
				14	54										3,309
				32	146										2,696
															4,340
5,302	13,638	3,137	9,110	1,736	7,253	13,972	39,945	5,641	17,280	4,831	20,425	390	1,632	1,514	5,469
4,821	14,704	2,694	8,092	1,448	4,440	12,327	53,915	5,106	38,903	3,991	23,186	318	1,503	1,186	3,039
149	520	108	531	146	908	460	1,783	98	593	108	507	89	239	182	809
3,738	15,175	1,956	8,128	1,237	6,897	11,145	62,859	4,871	38,284	3,662	25,685	274	2,121	869	4,551
1,618	3,622	946	2,016	722	2,148	2,952	4,777	1,556	4,090	1,500	5,110	213	1,827	608	2,047
2,286	15,788	1,162	8,275	699	7,867	4,466	22,506	1,963	10,004	1,343	6,909	169	2,434	646	7,520
1,919	3,758	727	1,742	1,800	5,736	4,809	10,504	280	552	310	560	253	503	1,768	4,462
1,540	3,559	620	1,424	1,503	3,893	4,098	10,750	240	872	299	876	210	499	1,567	4,486
59	223	15	44	72	580	33	330	3	15	2	2	18	47	73	435
1,061	4,016	429	1,470	1,159	5,039	3,051	11,377	190	790	206	579	180	506	1,210	5,059
256	498	148	378	491	1,181	493	880	16	42	16	31	60	259	317	631
507	2,153	186	1,887	635	5,061	947	4,596	32	117	25	59	55	569	525	3,249
2,781	5,752	2,268	6,043	2,303	5,854	2,569	4,907	866	2,037	768	1,871	602	1,068	1,114	2,521
1,937	4,154	1,618	3,822	1,346	2,676	1,596	3,450	502	2,483	510	1,510	379	1,047	643	1,284
35	122	43	106	27	89	23	190	13	102	7	16	18	114	28	100
1,155	3,760	985	3,113	725	2,184	953	2,702	399	2,436	800	1,311	259	1,231	405	1,231
332	728	567	1,396	235	674	140	247	84	308	98	430	124	462	129	320
629	3,079	609	4,716	433	2,766	324	1,273	103	842	94	526	130	1,589	228	1,240
20,458	73,602	14,954	48,636	20,268	89,770	37,225	105,169	118,797	394,089	62,063	251,466	11,205	51,365	12,594	42,572
29,218	249,210	10,628	134,694	21,907	253,029	39,940	310,583	124,301	1,533,955	64,059	697,658	12,200	140,629	13,953	135,499
488	2,090	302	1,439	351	2,122	815	3,612	1,363	6,988	910	5,518	461	3,307	423	2,132
27,204	200,340	15,482	113,637	20,879	190,361	38,000	300,695	122,694	1,359,362	63,751	659,969	11,870	157,809	13,332	132,731
8,971	20,504	7,714	23,274	10,378	40,662	8,161	14,600	53,718	136,258	38,497	172,203	9,055	71,329	5,307	13,020
10,456	82,061	6,093	78,305	9,290	117,007	11,580	58,780	49,797	378,237	29,293	258,285	6,721	141,977	6,070	56,141
24,930	90,601	31,464	122,747	34,085	189,505	6,391	22,101	4,669	22,347	21,029	129,887	98,277	565,151	54,304	272,803
24,273	107,736	31,059	130,637	31,737	167,929	6,103	29,995	4,240	44,913	10,846	181,019	89,914	632,524	43,784	198,553
2,967	18,589	4,424	31,376	7,488	75,228	611	6,207	919	10,682	2,812	29,837	25,455	268,915	22,549	241,422
23,804	212,107	80,114	264,674	33,113	467,330	5,941	62,769	4,586	93,118	20,714	337,928	97,997	1,708,571	52,211	804,947
20,078	119,790	27,567	180,820	30,095	209,016	3,482	11,319	3,694	33,032	19,271	209,265	91,208	1,175,089	41,201	227,616
18,787	492,890	24,899	738,541	25,769	936,744	3,611	62,989	2,700	55,636	13,972	344,501	73,638	2,954,908	41,299	1,134,635
14	40	2	5	2	12	11	55	3	15	3	11	2	27		55
13	45	1	1	1	1	12	95	3	18	3	13	1	2		56
4	18	3	79	2	115	2	7	1	7			2	86		57
15	172	3	94	2	484	11	660	6	964	3	24	3	124		58
2	6	1	1	2	43	2	7	2	7			1	30		59
5	40			2	136	3	41	1	1			1	100		60
7,173	15,467	5,582	13,631	7,606	22,409	4,094	8,792	1,188	2,431	1,383	3,733	2,674	8,489	13,429	40,243
8,329	24,025	6,427	18,082	7,813	22,039	4,210	13,806	1,231	4,925	1,692	6,396	3,251	11,576	13,731	44,133
248	737	239	769	590	2,467	105	295	21	83	35	139	340	1,767	2,163	10,698
6,378	23,936	4,944	17,401	6,425	26,659	3,442	13,039	1,027	4,935	1,297	6,715	2,636	16,204	12,313	63,015
1,933	4,170	2,087	4,720	2,379	4,711	639	1,079	114	229	343	1,228	1,471	7,213	5,396	11,105
2,251	15,172	1,985	15,207	2,400	14,394	847	4,263	113	822	328	2,271	1,238	16,373	5,512	41,328
10,550	20,017	8,305	18,055	9,893	26,247	6,500	12,479	3,522	6,947	4,176	9,328	3,596	10,581	21,573	53,950
10,714	21,076	8,022	15,143	9,117	17,804	6,335	16,029	3,745	10,120	4,854	13,733	3,981	9,956	19,548	45,005
268	547	291	290	290	769	178	400	67	121	90	231	426	1,746	2,390	9,172
7,510	19,413	5,072	11,880	6,326	10,513	5,036	17,371	3,042	9,972	4,050	13,909	3,903	11,534	15,922	54,380
2,237	3,247	2,278	3,734	2,853	5,205	654	880	367	657	793	1,032	1,749	5,964	7,052	12,143
4,206	13,714	2,852	11,622	3,906	16,948	1,670	4,231	833	2,070	1,904	2,638	1,560	11,739	9,951	50,290
14,932	32,618	11,665	28,421	10,297	32,565	11,283	23,976	6,805	18,058	6,870	20,809	6,584	25,400	16,992	46,162
17,791	45,730	13,852	32,467	10,870	30,471	11,836	33,858	7,290	37,092	7,352	29,739	7			

AGRICULTURE—UNITED STATES SUMMARY, BY TYPE OF FARM

STATE TABLE IV.—SPECIFIED LIVESTOCK, 1930, AND LIVESTOCK

[This table is presented in two sections, the second

TYPE OF FARM, BY CLASS OF ANIMALS (See definitions in Introduction)		WEST NORTH CENTRAL DIVISION—Continued								SOUTH ATLANTIC DIVISION	
		NORTH DAKOTA		SOUTH DAKOTA		NEBRASKA		KANSAS		DELAWARE	
		Farms reporting	Animals	Farms reporting	Animals	Farms reporting	Animals	Farms reporting	Animals	Farms reporting	Animals
All types:		Number	Number	Number	Number	Number	Number	Number	Number	Number	Number
1	Horses and mules, excluding colts.....	71,863	567,774	79,692	559,527	118,210	783,779	144,171	782,188	8,403	26,608
2	Cows and heifers kept mainly for milk.....	66,459	479,224	66,827	487,651	106,790	575,639	131,059	668,540	6,248	30,201
3	beef.....	7,694	100,052	15,785	277,681	29,277	881,581	86,293	487,348	138	576
4	Other cattle, including calves.....	67,388	374,870	70,236	1,208,738	109,641	1,992,987	139,443	2,067,884	4,495	23,137
5	Sows and gilts.....	39,461	168,207	55,815	574,306	87,688	781,021	69,840	288,111	1,240	2,127
6	Other hogs, excl. pigs under 3 mos. old.....	33,625	219,046	42,326	925,104	78,416	1,890,053	80,272	1,238,022	4,648	18,648
General farms:											
7	Horses and mules, excluding colts.....	11,635	81,368	16,288	107,421	21,105	123,076	35,812	170,148	2,790	10,106
8	Cows and heifers kept mainly for milk.....	11,508	92,038	15,631	121,067	20,401	117,874	33,753	177,306	2,993	12,070
9	beef.....	989	7,679	1,991	16,044	3,768	34,221	7,126	62,779	47	159
10	Other cattle, including calves.....	11,624	147,652	15,951	201,520	20,724	220,093	34,251	332,191	1,860	9,597
11	Sows and gilts.....	6,976	20,840	13,250	101,680	15,943	98,052	18,244	56,927	487	724
12	Other hogs, excl. pigs under 3 mos. old.....	5,464	34,721	0,183	132,133	13,125	216,847	10,974	211,113	1,709	7,404
Cash-grain farms:											
13	Horses and mules, excluding colts.....	50,670	414,724	23,158	160,743	40,142	250,014	49,651	280,123	377	1,863
14	Cows and heifers kept mainly for milk.....	46,296	320,907	10,478	123,738	85,038	166,889	44,191	212,706	833	2,096
15	beef.....	4,955	49,028	3,497	32,766	6,273	49,221	12,663	128,620	4	08
16	Other cattle, including calves.....	47,012	560,757	16,992	235,114	34,761	298,889	45,269	536,122	304	2,255
17	Sows and gilts.....	27,647	105,284	16,070	131,437	27,373	167,118	20,600	68,410	74	108
18	Other hogs, excl. pigs under 3 mos. old.....	23,949	135,229	11,634	175,176	21,235	332,000	24,844	249,262	216	1,255
Cotton farms:											
19	Horses and mules, excluding colts.....							53	175		
20	Cows and heifers kept mainly for milk.....							27	72		
21	beef.....							1	2		
22	Other cattle, including calves.....							23	71		
23	Sows and gilts.....							13	18		
24	Other hogs, excl. pigs under 3 mos. old.....							23	53		
Crop-specialty farms:											
25	Horses and mules, excluding colts.....	961	6,294	1,006	7,176	2,867	17,877	1,367	7,575	377	1,188
26	Cows and heifers kept mainly for milk.....	838	4,167	757	4,655	2,443	10,824	1,072	3,943	207	412
27	beef.....	67	374	202	1,786	348	5,125	171	1,681	4	7
28	Other cattle, including calves.....	837	6,792	768	9,552	2,244	24,061	993	8,531	143	315
29	Sows and gilts.....	347	1,260	473	3,163	1,180	6,096	408	1,733	64	79
30	Other hogs, excl. pigs under 3 mos. old.....	370	1,800	369	4,582	1,229	14,562	621	7,263	231	875
Fruit farms:											
31	Horses and mules, excluding colts.....			6	22	112	295	520	1,602	502	1,517
32	Cows and heifers kept mainly for milk.....			3	10	83	246	387	947	322	740
33	beef.....			2	21	11	40	17	82	5	6
34	Other cattle, including calves.....			3	27	59	229	269	1,221	161	643
35	Sows and gilts.....			1	1	31	153	144	619	77	113
36	Other hogs, excl. pigs under 3 mos. old.....					33	404	161	2,106	255	828
Truck farms:											
37	Horses and mules, excluding colts.....	12	31	47	140	190	479	436	1,052	781	2,247
38	Cows and heifers kept mainly for milk.....	7	17	29	53	99	202	226	407	467	1,270
39	beef.....					6	20	5	6	10	22
40	Other cattle, including calves.....	4	13	23	51	49	133	123	360	296	1,071
41	Sows and gilts.....			0	13	33	108	39	106	83	120
42	Other hogs, excl. pigs under 3 mos. old.....	2	5	7	40	35	202	80	533	415	1,335
Dairy farms:											
43	Horses and mules, excluding colts.....	2,028	12,303	2,241	13,733	2,088	11,696	5,734	25,554	613	2,734
44	Cows and heifers kept mainly for milk.....	2,157	24,379	2,369	28,907	2,406	27,420	6,378	68,421	648	7,808
45	beef.....	60	304	174	1,267	295	3,000	429	2,895	5	10
46	Other cattle, including calves.....	2,111	30,222	2,360	38,470	2,301	36,930	6,139	78,567	618	5,676
47	Sows and gilts.....	911	3,542	1,423	9,923	1,193	7,440	2,178	6,931	121	243
48	Other hogs, excl. pigs under 3 mos. old.....	808	6,117	1,078	13,794	1,103	18,691	2,565	26,585	313	1,781
Animal-specialty farms:											
49	Horses and mules, excluding colts.....	3,421	20,193	22,984	109,908	42,976	306,882	32,893	203,487	36	153
50	Cows and heifers kept mainly for milk.....	3,127	25,869	21,225	163,933	38,521	229,193	27,986	149,946	30	203
51	beef.....	850	18,761	6,081	97,580	15,539	247,230	12,463	191,003	3	33
52	Other cattle, including calves.....	3,332	66,012	22,743	460,593	42,236	955,196	31,718	754,751	32	452
53	Sows and gilts.....	2,599	22,238	21,138	289,908	37,732	474,903	22,607	134,675	16	40
54	Other hogs, excl. pigs under 3 mos. old.....	2,062	35,128	10,334	524,414	32,588	1,240,041	22,628	645,994	21	442
Stock ranches:											
55	Horses and mules, excluding colts.....	922	18,013	5,644	58,701	2,505	45,202	2,263	22,511		
56	Cows and heifers kept mainly for milk.....	714	5,238	3,922	32,097	1,032	13,314	1,569	8,752		
57	beef.....	630	27,267	3,251	122,787	2,113	226,007	1,518	93,413		
58	Other cattle, including calves.....	914	58,808	5,471	238,528	2,515	397,423	2,281	272,880		
59	Sows and gilts.....	436	2,240	3,400	20,561	1,247	9,858	1,041	6,128		
60	Other hogs, excl. pigs under 3 mos. old.....	452	4,271	3,036	56,692	1,273	24,077	1,363	35,671		
Poultry farms:											
61	Horses and mules, excluding colts.....	88	403	277	1,041	701	2,763	4,787	17,210	1,683	3,737
62	Cows and heifers kept mainly for milk.....	100	447	390	1,241	970	3,051	5,021	17,552	1,158	2,392
63	beef.....	4	13	30	145	93	444	768	3,574	21	51
64	Other cattle, including calves.....	85	573	285	1,623	735	4,429	4,431	27,382	662	1,600
65	Sows and gilts.....	18	52	134	699	345	1,648	1,416	3,520	223	344
66	Other hogs, excl. pigs under 3 mos. old.....	16	97	102	892	315	4,091	1,592	12,846	867	2,570
Self-sufficing farms:											
67	Horses and mules, excluding colts.....	618	2,570	1,996	10,298	1,650	5,978	4,265	13,893	556	1,208
68	Cows and heifers kept mainly for milk.....	491	1,304	722	1,796	1,744	4,482	3,946	9,578	346	595
69	beef.....	33	68	135	453	213	817	406	1,282	18	39
70	Other cattle, including calves.....	433	1,662	620	2,105	1,272	5,319	3,089	12,134	193	442
71	Sows and gilts.....	91	163	224	569	702	2,427	1,100	2,243	47	71
72	Other hogs, excl. pigs under 3 mos. old.....	135	320	211	855	713	4,768	1,016	7,952	263	707
Abnormal and unclassified farms:											
73	Horses and mules, excluding colts.....	1,528	7,880	2,925	24,344	3,733	19,457	6,410	23,853	688	1,755
74	Cows and heifers kept mainly for milk.....	1,228	4,798	2,281	10,154	3,453	12,335	6,503	18,820	344	1,414
75	beef.....	107	1,608	423	4,832	628	15,376	781	12,106	21	181
76	Other cattle, including calves.....	1,036	6,479	2,080	21,056	2,745	50,235	4,867	48,674	206	1,086
77	Sows and gilts.....	436	1,612	1,421	10,397	1,907	13,158	2,000	6,801	57	225
78	Other hogs, excl. pigs under 3 mos. old.....	378	2,358	922	10,528	1,787	42,410	2,815	38,654	298	1,451

AGRICULTURE—UNITED STATES SUMMARY, BY TYPE OF FARM.

PRODUCTS, 1929, BY TYPE OF FARM, BY DIVISIONS AND STATES—Continued

section beginning on p. 43. See NOTE, bottom of p. 8]

SOUTH ATLANTIC DIVISION—Continued															
MARYLAND		DISTRICT OF COLUMBIA		VIRGINIA		WEST VIRGINIA		NORTH CAROLINA		SOUTH CAROLINA		GEORGIA		FLORIDA	
Farms reporting	Animals	Farms reporting	Animals	Farms reporting	Animals	Farms reporting	Animals	Farms reporting	Animals	Farms reporting	Animals	Farms reporting	Animals	Farms reporting	Animals
Number	Number	Number	Number	Number	Number	Number	Number	Number	Number	Number	Number	Number	Number	Number	Number
35,516	116,325	70	171	128,138	281,678	55,771	118,013	213,026	378,336	123,432	218,614	219,820	380,506	35,697	60,780
29,943	104,484	38	461	124,552	334,533	65,782	183,263	150,333	265,808	83,096	135,283	151,204	302,231	21,690	75,837
1,004	4,198	2	5	5,666	29,640	6,685	28,005	3,819	13,714	2,458	11,981	7,750	85,921	4,368	131,434
23,170	150,147	10	433	79,650	408,773	62,607	344,389	91,817	253,109	51,908	122,907	112,597	394,011	20,893	224,177
7,074	14,804	8	173	35,274	62,319	11,083	16,867	41,129	68,988	24,497	40,085	68,618	125,652	15,734	53,615
20,744	117,095	21	844	89,370	304,584	42,518	129,186	130,381	450,720	75,632	241,752	131,163	705,372	24,400	313,263
10,271	36,453			30,150	73,243	14,422	31,854	23,005	45,270	6,852	12,997	15,115	28,234	7,217	12,334
9,439	40,114			29,785	95,890	15,002	50,578	21,200	47,266	5,653	11,769	12,873	33,552	4,081	13,227
943	1,640			1,451	6,536	1,743	6,433	769	2,550	345	1,753	1,338	14,690	1,231	15,624
8,188	47,040			23,524	129,043	13,780	86,228	10,844	50,548	4,480	14,931	11,086	50,229	5,251	32,956
3,018	5,626			11,294	19,950	4,001	6,773	7,391	13,531	2,091	5,443	6,767	18,132	4,424	16,583
0,710	39,751			21,879	101,302	10,442	35,656	10,475	67,131	5,020	27,241	10,970	95,201	6,222	87,144
1,968	11,431			1,459	5,192	334	1,357	814	1,948	418	882	220	436	107	212
1,780	11,675			1,308	4,312	309	1,019	670	1,335	234	395	111	218	25	40
70	438			99	507	87	137	29	134	17	80	4	17	9	119
1,070	11,929			1,056	8,836	293	2,434	471	1,605	139	411	75	319	20	273
737	1,053			530	1,100	168	508	158	254	86	195	40	92	42	128
1,583	11,480			993	5,950	247	2,502	513	1,927	280	1,070	106	635	66	810
				3,009	5,287			62,194	117,215	87,311	158,084	152,903	268,846	4,849	7,944
				1,730	2,572			40,258	59,672	59,830	86,551	101,620	161,933	3,037	6,228
				44	83			670	1,408	1,302	3,023	2,478	13,840	329	2,402
				749	1,371			22,985	43,667	35,420	67,552	71,008	164,719	2,004	9,100
				895	1,428			9,017	13,358	13,672	20,051	33,401	60,888	2,517	5,611
				1,049	0,252			38,371	109,937	62,664	145,023	87,121	342,366	3,912	31,812
4,854	13,891			28,050	62,555	1,143	2,384	85,869	147,991	13,131	21,537	17,891	34,085	3,199	7,283
3,759	9,400			22,061	30,091	1,108	2,349	41,509	55,800	6,188	8,158	10,530	24,222	2,014	5,269
108	345			588	1,033	56	177	884	2,176	162	1,277	1,788	17,291	340	4,432
2,697	8,005			10,572	23,783	817	3,744	22,504	40,586	4,306	8,378	10,433	47,650	1,909	10,733
713	1,193			6,440	11,548	130	209	18,263	29,979	4,507	9,903	24,612	21,612	1,800	0,040
2,883	11,520			10,899	74,423	732	2,023	55,200	137,219	8,405	34,100	12,063	128,346	2,348	20,740
991	2,210			2,190	6,162	745	2,039	1,352	2,344	131	275	1,108	4,845	4,307	7,058
522	1,121			1,967	0,171	696	2,051	782	1,328	103	108	871	2,456	2,298	3,902
22	45			140	925	49	173	19	47	4	33	50	588	310	5,192
289	930			1,469	11,027	536	2,897	515	1,427	59	168	643	4,120	1,508	10,704
118	208			619	1,844	176	377	253	408	25	43	367	1,209	502	1,730
592	2,003			1,292	8,401	460	2,075	847	3,406	67	234	732	7,653	1,277	14,016
3,452	9,086	42	80	1,903	4,652		387	942	1,712	1,054	2,506	1,032	8,874	3,739	6,973
1,928	4,882	15	17	1,426	2,792	108	356	536	921	588	1,000	1,263	2,414	1,510	2,317
72	215			46	141	10	18	13	29	35	93	63	367	214	3,232
1,256	4,591	2	4	895	2,881	124	429	347	895	403	1,056	905	3,325	1,183	7,402
345	545	2	4	351	671	20	28	101	883	286	303	626	887	3,343	41
1,207	4,726	10	53	1,201	5,399	78	288	517	2,222	620	3,109	1,106	9,548	1,579	20,226
5,298	22,538			2,881	9,739	2,328	5,858	2,137	5,268	830	2,175	2,048	4,978	564	1,094
5,547	73,213			3,287	55,706	2,725	20,743	2,470	31,409	1,017	12,616	2,656	39,270	930	23,056
76	434			87	500	132	747	53	283	17	83	59	439	28	249
5,422	55,002			3,073	46,097	2,534	25,998	2,223	24,904	910	11,593	2,297	32,980	890	10,752
1,504	2,776			967	2,128	97	1,000	457	929	225	404	535	1,267	135	416
3,227	23,436			1,730	11,053	1,337	6,021	1,273	5,789	486	2,421	1,290	8,489	218	2,628
518	2,361			5,879	22,272	4,021	12,541	1,705	4,130	378	948	1,275	3,309	1,471	3,453
481	2,303			5,590	20,054	4,328	10,715	1,610	5,094	299	978	867	3,187	773	2,547
49	412			1,060	10,768	1,350	9,055	302	2,797	103	1,789	535	19,410	589	23,650
492	7,430			5,972	131,471	4,765	82,473	1,698	21,175	316	4,132	1,167	28,573	1,148	29,727
262	1,032			3,044	8,094	1,355	2,311	858	2,999	209	1,054	900	5,201	1,037	8,090
374	6,145			4,540	44,446	3,356	14,329	1,403	14,029	314	5,200	1,150	35,510	1,423	55,545
				353	1,580	1,293	4,177	114	347	18	90	00	208	310	967
				817	1,608	1,178	4,792	112	596	12	72	21	117	99	201
				82	983	550	4,896	47	1,146	15	836	08	5,273	844	64,316
				383	18,943	1,380	41,723	125	0,282	20	1,725	77	6,924	361	76,132
				152	361	297	520	46	117	8	53	38	164	164	1,304
				273	2,138	839	3,520	91	460	10	428	59	1,712	274	11,190
1,997	4,436	3	4	2,866	5,837	1,156	2,192	703	1,283	265	453	458	846	556	728
1,718	4,533			3,258	8,455	1,367	3,696	799	1,568	255	493	496	1,188	618	1,206
43	115			386	134	194	19	80	12	12	40	21	178	63	426
1,190	3,901			2,227	9,238	1,116	5,626	597	1,670	187	623	307	1,547	422	1,092
312	501	1	3	701	1,241	213	321	138	248	52	82	125	137	137	424
1,026	4,083	1	9	1,846	7,423	745	2,183	425	1,658	158	494	293	1,833	265	2,333
2,706	4,868	1	1	32,472	54,357	23,617	40,316	21,500	31,406	5,088	6,787	9,505	12,943	4,755	5,803
2,114	3,868	1	1	34,407	58,596	20,617	52,799	25,827	38,810	4,137	5,787	9,284	14,170	2,707	5,446
93	181			1,143	2,139	1,830	4,207	955	1,190	197	463	502	2,623	480	2,238
1,400	3,353	1	1	19,770	44,968	19,343	62,372	16,283	39,901	2,715	4,795	6,539	15,553	2,773	8,288
289	353			6,721	8,792	3,081	4,102	2,059	3,711	1,774	1,708	2,155	3,761	2,223	5,070
1,415	4,243	2	4	21,820	59,264	16,924	40,549	15,182	33,121	3,178	8,606	6,200	23,537	3,747	27,853
3,490	8,101	24	86	16,026	30,802	8,935	14,958	12,631	19,422	7,950	11,280	17,236	25,912	4,623	6,868
2,680	7,367	22	433	18,761	35,985	12,324	21,565	14,495	22,044	4,780	7,376	10,778	19,554	2,011	6,082
128	450	2	5	711	4,323	745	2,383	360	1,824	40	551	853	11,299	425	10,504
1,707	7,320	13	428	9,984	41,115	7,870	30,525	7,815	20,440	2,947	7,814	7,340	29,092	2,319	17,809
376	1,017	5	166	3,467	6,722	1,075	1,718	1,698	3,071	1,559	2,521	3,697	8,274	1,866	5,774
1,957	6,100	8	778	12,287	38,367	7,308	19,389	9,024	23,898	4,494	13,691	9,195	51,039	3,069	20,940

STATE TABLE IV.—SPECIFIED LIVESTOCK, 1930, AND LIVESTOCK

[This table is presented in two sections, the second

TYPE OF FARM, BY CLASS OF ANIMALS (See definitions in Introduction)	EAST SOUTH CENTRAL DIVISION								WEST SOUTH CENTRAL DIVISION			
	KENTUCKY		TENNESSEE		ALABAMA		MISSISSIPPI		ARKANSAS		LOUISIANA	
	Farms reporting	Animals	Farms reporting	Animals	Farms reporting	Animals	Farms reporting	Animals	Farms reporting	Animals	Farms reporting	Animals
All types:	<i>Number</i>	<i>Number</i>	<i>Number</i>	<i>Number</i>	<i>Number</i>	<i>Number</i>	<i>Number</i>	<i>Number</i>	<i>Number</i>	<i>Number</i>	<i>Number</i>	<i>Number</i>
Horses and mules, excluding colts.....	183,159	473,162	180,563	471,623	210,871	302,559	208,867	463,455	203,680	488,297	127,246	309,422
Cows and heifers kept mainly for milk.....	185,406	474,298	177,119	428,440	177,462	382,045	170,599	418,192	142,861	338,701	83,280	223,420
beef.....	7,998	35,914	9,035	36,094	4,290	68,939	6,340	70,886	4,889	33,782	0,875	132,004
Other cattle, including calves.....	129,407	576,088	135,857	609,364	133,635	398,530	140,959	610,694	115,820	440,107	76,087	374,257
Sows and gilts.....	42,194	86,680	45,552	79,654	42,229	69,486	42,252	63,892	32,417	62,205	33,292	65,598
Other hogs, excl. pigs under 3 mos. old.....	103,503	680,741	119,898	613,621	129,641	467,167	139,797	416,527	103,522	481,908	73,948	411,168
General farms:												
Horses and mules, excluding colts.....	42,035	117,832	41,650	116,660	11,785	22,410	13,021	30,042	21,770	59,521	7,901	18,655
Cows and heifers kept mainly for milk.....	42,478	134,682	42,137	116,847	11,075	27,201	12,317	45,749	21,173	71,758	7,001	21,416
beef.....	1,759	6,459	2,415	8,369	511	5,623	1,009	11,463	1,185	7,011	1,376	12,749
Other cattle, including calves.....	33,867	150,012	36,227	173,794	0,466	39,124	11,799	67,165	19,628	104,253	6,430	39,316
Sows and gilts.....	12,028	22,297	14,568	24,870	3,817	7,037	4,131	7,503	5,341	10,265	2,110	7,903
Other hogs, excl. pigs under 3 mos. old.....	24,600	134,675	28,743	157,634	8,129	46,809	8,887	40,669	12,987	73,379	5,910	50,918
Cash-grain farms:												
Horses and mules, excluding colts.....	1,850	7,466	2,647	8,937	71	215	29	71	1,202	5,378	3,560	18,283
Cows and heifers kept mainly for milk.....	1,574	3,609	2,317	4,845	47	77	22	57	1,065	3,707	2,646	9,394
beef.....	100	304	151	666	1	1	1	21	109	1,096	895	17,442
Other cattle, including calves.....	1,084	5,549	1,756	8,482	33	103	15	114	950	6,555	2,701	27,990
Sows and gilts.....	606	1,845	982	1,807	14	32	4	9	358	998	1,530	2,674
Other hogs, excl. pigs under 3 mos. old.....	995	11,100	1,647	12,583	35	158	21	154	699	5,949	2,178	10,682
Cotton farms:												
Horses and mules, excluding colts.....	269	1,100	46,788	121,089	171,984	323,451	168,378	376,756	142,669	337,104	89,774	198,000
Cows and heifers kept mainly for milk.....	202	344	39,398	66,377	142,797	220,196	134,568	88,857	169,818	50,007	110,094	110,094
beef.....	1	2	1,453	3,288	2,499	20,746	3,416	23,004	2,105	10,427	4,727	32,227
Other cattle, including calves.....	97	291	28,829	67,916	105,839	239,314	108,762	300,846	60,276	192,306	50,445	159,320
Sows and gilts.....	186	310	7,430	10,329	32,720	50,910	32,478	45,929	20,938	38,478	22,344	37,900
Other hogs, excl. pigs under 3 mos. old.....	174	1,014	30,546	98,907	105,631	346,241	115,434	315,384	71,638	297,339	52,940	235,490
Grain-specialty farms:												
Horses and mules, excluding colts.....	49,428	139,751	16,121	44,689	2,318	4,435	720	1,954	627	2,079	5,040	28,221
Cows and heifers kept mainly for milk.....	48,447	119,992	16,363	31,811	1,699	3,462	577	1,802	497	1,560	3,779	10,427
beef.....	1,872	8,036	569	1,820	57	750	59	508	15	64	465	4,850
Other cattle, including calves.....	33,018	134,367	11,305	39,452	1,345	4,116	516	3,789	407	2,093	3,581	17,522
Sows and gilts.....	12,392	23,854	3,827	5,914	1,038	2,088	237	523	115	261	1,931	4,030
Other hogs, excl. pigs under 3 mos. old.....	26,476	141,338	11,034	47,188	1,692	11,045	433	2,826	320	2,051	3,666	22,651
Fruit farms:												
Horses and mules, excluding colts.....	431	1,247	953	2,702	674	1,204	205	557	2,807	7,321	4,104	5,902
Cows and heifers kept mainly for milk.....	389	893	831	1,857	527	1,075	227	619	2,542	5,878	2,155	4,449
beef.....	12	48	41	186	23	240	33	324	55	260	281	2,311
Other cattle, including calves.....	279	1,075	654	2,800	406	1,446	179	1,113	1,970	6,824	1,501	4,720
Sows and gilts.....	101	211	147	226	187	389	64	168	308	513	440	817
Other hogs, excl. pigs under 3 mos. old.....	180	1,447	552	2,273	323	2,269	118	762	946	3,538	822	5,403
Truck farms:												
Horses and mules, excluding colts.....	585	1,433	1,215	3,285	792	1,511	3,259	6,532	899	2,117	1,220	2,543
Cows and heifers kept mainly for milk.....	410	963	1,085	2,064	589	1,288	2,618	5,914	689	1,436	690	1,441
beef.....	10	23	31	155	38	580	237	2,191	22	70	48	501
Other cattle, including calves.....	228	656	774	2,925	408	1,622	1,960	7,556	625	1,762	507	1,040
Sows and gilts.....	60	86	103	333	80	144	448	706	104	149	167	397
Other hogs, excl. pigs under 3 mos. old.....	214	952	618	2,253	337	1,363	1,859	4,878	317	1,010	405	2,311
Dairy farms:												
Horses and mules, excluding colts.....	5,223	16,387	4,018	16,964	1,230	3,023	2,730	8,559	2,149	5,975	1,061	3,270
Cows and heifers kept mainly for milk.....	5,743	50,884	5,014	60,260	1,508	34,306	3,124	47,339	2,489	26,747	1,370	26,578
beef.....	118	581	211	1,099	44	989	80	1,177	54	210	89	1,483
Other cattle, including calves.....	5,120	40,793	5,417	60,710	1,417	28,617	3,028	45,163	2,372	25,281	1,316	25,726
Sows and gilts.....	1,607	3,201	1,841	3,045	288	652	726	1,275	474	886	238	594
Other hogs, excl. pigs under 3 mos. old.....	2,616	17,514	2,900	24,010	731	4,467	1,653	7,219	1,124	6,165	486	3,367
Animal-specialty farms:												
Horses and mules, excluding colts.....	10,571	44,664	9,895	41,497	851	2,983	747	3,048	1,794	6,905	794	3,445
Cows and heifers kept mainly for milk.....	10,001	39,320	9,360	37,524	707	2,852	569	3,268	1,559	7,112	584	3,067
beef.....	1,517	13,007	1,771	13,950	333	15,308	385	12,313	520	7,793	453	16,120
Other cattle, including calves.....	9,840	119,025	9,747	130,661	813	23,548	763	20,673	1,747	33,009	772	23,351
Sows and gilts.....	5,175	18,677	5,551	16,226	401	1,519	303	1,189	717	3,375	406	3,600
Other hogs, excl. pigs under 3 mos. old.....	7,363	127,530	7,858	137,046	716	11,119	550	6,426	1,383	20,145	671	28,637
Stock ranches:												
Horses and mules, excluding colts.....	362	1,800	38	154	209	1,279	181	1,242	47	269	283	2,882
Cows and heifers kept mainly for milk.....	336	1,694	33	175	117	749	79	523	33	171	107	1,267
beef.....	98	1,262	16	169	228	18,777	194	11,040	34	1,412	278	30,080
Other cattle, including calves.....	374	10,110	47	1,284	258	21,390	213	14,281	64	3,618	334	37,355
Sows and gilts.....	100	819	24	61	98	171	64	216	19	73	104	676
Other hogs, excl. pigs under 3 mos. old.....	210	2,772	34	511	138	1,361	110	1,371	31	372	180	3,380
Poultry farms:												
Horses and mules, excluding colts.....	902	2,070	1,222	2,833	515	946	221	413	807	1,783	172	408
Cows and heifers kept mainly for milk.....	992	2,257	1,376	3,336	588	1,528	216	648	858	2,447	178	605
beef.....	31	69	67	196	16	140	27	213	26	104	27	189
Other cattle, including calves.....	694	2,445	1,107	4,436	432	1,897	198	1,020	761	3,174	172	817
Sows and gilts.....	149	249	330	563	72	159	41	90	119	186	54	139
Other hogs, excl. pigs under 3 mos. old.....	367	1,440	687	3,503	233	996	107	674	286	1,346	96	865
Self-sufficing farms:												
Horses and mules, excluding colts.....	52,421	97,978	30,476	79,444	9,088	14,413	8,162	13,320	14,340	30,093	5,897	11,584
Cows and heifers kept mainly for milk.....	54,095	85,559	41,521	66,441	9,614	15,292	7,855	18,900	13,493	28,476	4,672	11,448
beef.....	1,766	3,037	1,544	2,934	220	775	328	1,697	408	1,192	592	3,397
Other cattle, including calves.....	33,220	73,205	28,255	70,200	7,467	15,693	6,598	17,435	11,017	32,451	4,272	14,769
Sows and gilts.....	7,219	11,007	7,010	11,260	2,947	2,947	1,606	2,436	2,230	3,769	1,612	3,386
Other hogs, excl. pigs under 3 mos. old.....	29,950	99,313	25,299	88,475	6,308	20,761	4,822	14,874	8,016	34,495	3,646	23,836
Abnormal and unclassified farms:												
Horses and mules, excluding colts.....	19,082	41,344	15,661	32,700	10,454	15,999						

AGRICULTURE—UNITED STATES SUMMARY, BY TYPE OF FARM

41

PRODUCTS, 1929, BY TYPE OF FARM, BY DIVISIONS AND STATES—Continued

section beginning on p. 43. See NOTE, bottom of p. 8]

WEST SOUTH CENTRAL DIVISION—Con.				MOUNTAIN DIVISION												
OKLAHOMA		TEXAS		MONTANA		IDAHO		WYOMING		COLORADO		NEW MEXICO		ARIZONA		
Farms reporting	Animals	Farms reporting	Animals	Farms reporting	Animals	Farms reporting	Animals	Farms reporting	Animals	Farms reporting	Animals	Farms reporting	Animals	Farms reporting	Animals	
Number	Number	Number	Number	Number	Number	Number	Number	Number	Number	Number	Number	Number	Number	Number	Number	
175,880	758,225	414,538	1,718,620	40,060	370,370	33,060	189,091	14,125	143,696	48,579	314,285	26,573	141,595	10,303	70,820	
162,843	588,057	325,170	1,076,287	29,196	151,014	31,896	157,550	10,004	40,025	40,025	215,033	13,905	57,891	5,545	32,978	
14,502	207,003	39,070	1,792,259	14,324	300,212	3,947	61,095	5,021	289,589	9,658	384,272	7,926	446,947	3,273	285,090	
186,458	1,241,656	295,255	5,734,166	34,588	779,127	29,751	373,495	11,835	470,132	35,790	851,147	16,171	550,989	6,518	377,041	
40,578	83,043	54,693	121,360	10,599	34,039	11,418	34,694	4,063	17,417	15,703	62,763	3,023	6,809	586	2,598	
87,363	583,790	193,709	920,718	13,421	98,438	13,047	111,978	5,172	60,158	20,802	235,756	8,333	36,003	1,272	12,090	
34,295	153,080	29,708	114,704	5,205	38,022	6,347	28,954	2,325	16,440	7,077	45,407	3,015	13,077	760	3,477	
32,483	149,006	27,538	110,085	4,512	25,604	6,444	35,124	1,906	12,170	7,107	42,217	2,002	10,380	566	2,787	
3,164	28,406	4,812	17,694	1,634	17,205	728	6,377	6,672	8,136	1,437	16,429	948	11,376	248	2,700	
31,265	250,751	28,182	221,590	5,002	65,758	6,310	59,059	2,200	20,304	7,119	82,149	2,325	23,487	608	7,527	
11,019	24,277	5,901	13,002	1,673	4,093	2,506	7,218	1,937	3,438	3,105	10,073	605	1,209	78	270	
10,663	139,333	10,896	96,707	2,069	14,038	2,885	23,372	1,000	8,350	3,934	34,513	1,438	5,856	200	1,322	
20,003	107,560	11,195	64,273	10,453	131,498	6,554	51,001	1,406	9,536	7,507	50,544	2,471	13,234	161	811	
18,639	91,950	10,517	50,279	11,843	40,508	5,630	21,732	1,070	4,502	6,320	30,067	1,740	8,178	39	234	
3,523	38,673	1,968	54,268	4,923	47,784	719	5,031	4,505	12,114	1,438	12,114	1,438	5,060	22	150	
18,657	188,751	10,384	134,710	13,500	167,032	5,220	38,132	1,122	12,524	6,131	67,683	1,923	17,925	63	840	
4,923	12,142	2,856	7,976	4,720	13,300	2,450	7,516	565	2,397	3,520	14,558	1,438	1,012	15	10	
8,475	60,224	5,066	44,500	5,408	30,923	2,380	24,868	644	7,650	3,856	47,538	1,122	5,127	21	101	
76,525	314,335	300,134	1,180,521										2,413	11,006	2,127	10,976
68,758	182,102	227,449	590,362										1,785	3,734	1,401	4,853
2,093	22,257	14,424	143,681										68	867	84	808
52,031	237,842	106,714	823,004										622	4,403	1,048	8,056
13,243	23,288	35,040	62,577										141	317	94	401
36,226	155,258	146,538	516,047										680	1,750	212	1,970
2,462	11,809	2,734	10,385	3,050	20,142	9,307	46,058	2,568	17,505	12,078	76,274	3,707	17,469	490	2,543	
1,095	6,773	2,172	5,995	2,562	10,700	8,132	32,756	2,015	8,092	9,943	43,574	2,161	7,505	368	1,200	
1,167	1,760	218	2,530	721	9,271	4,430	3,475	343	4,558	1,214	18,488	662	6,382	48	1,015	
1,728	12,174	1,824	9,504	2,673	28,034	7,244	43,560	1,875	10,104	8,703	83,101	2,255	17,650	301	4,655	
1,570	1,454	411	0,046	933	3,114	3,218	9,894	622	2,003	3,421	12,310	403	966	30	54	
1,247	0,438	1,158	5,047	1,260	8,790	3,206	26,159	872	7,077	4,902	45,370	1,254	4,748	88	450	
539	1,803	1,520	4,487	140	371	816	2,155	2	7	1,143	2,561	312	1,169	102	494	
440	1,232	1,351	3,183	104	415	834	2,697	4	12	943	2,283	202	403	114	211	
29	279	85	875	3	10	26	210	1	10	32	303	35	282	15	107	
380	1,004	841	4,771	76	587	657	3,785	4	25	603	2,656	150	897	70	359	
114	244	103	254	23	82	169	500			170	409	28	78	9	38	
261	1,693	345	1,074	20	188	223	1,013			280	1,609	83	441	20	146	
433	1,242	4,706	13,022	110	530	138	331	20	85	1,610	5,326	586	1,287	333	1,310	
324	673	3,492	8,084	1,79	300	88	248	16	38	846	2,032	241	411	151	567	
8	30	195	2,065	13	64	3	7			55	702	65	284	21	112	
226	715	2,617	11,382	59	514	64	217	14	59	548	2,888	132	517	112	924	
40	78	304	575	17	74	16	30	2	11	171	435	40	70	10	32	
139	604	1,357	4,043	19	138	21	83	5	17	451	2,109	248	517	44	202	
4,450	19,489	6,489	20,580	1,947	10,000	3,516	13,301	748	4,781	3,051	16,320	531	2,808	523	2,061	
5,029	59,150	7,844	149,997	2,104	27,504	4,103	38,375	709	10,675	3,392	42,952	903	9,033	721	16,230	
107	1,409	396	4,883	239	1,858	101	1,219	64	633	285	3,133	62	648	40	584	
4,833	66,002	7,558	148,075	2,079	36,035	4,010	40,306	781	13,889	3,305	54,835	594	12,102	703	18,546	
1,207	2,810	1,007	2,142	560	1,685	1,153	2,390	259	738	801	2,306	123	275	55	150	
2,258	16,636	2,827	15,187	765	5,822	1,432	8,813	326	2,009	1,192	7,630	225	1,267	98	1,302	
6,857	40,523	4,857	28,494	2,357	22,053	2,174	15,897	1,378	11,967	5,022	41,034	794	4,587	202	2,321	
6,770	32,949	3,615	19,132	1,542	8,051	1,824	11,365	1,074	6,708	4,170	24,784	413	2,107	157	971	
2,262	60,101	2,404	79,574	1,389	26,067	818	25,379	587	15,616	1,741	53,213	446	11,460	173	6,743	
6,675	170,045	4,831	126,041	2,247	56,928	2,109	68,348	1,235	32,714	4,549	128,009	673	16,288	268	9,095	
3,376	15,350	1,710	13,167	940	5,073	1,080	4,449	664	4,270	2,572	15,304	190	739	75	586	
4,944	113,450	3,172	88,485	1,138	16,032	1,145	18,647	723	12,453	3,050	62,139	384	3,757	98	3,328	
835	11,235	14,089	151,631	6,534	105,418	1,171	16,977	3,731	66,508	4,261	49,465	5,169	50,781	3,245	36,793	
475	3,033	8,321	38,151	3,670	18,910	613	3,964	1,945	11,747	2,437	15,498	1,541	6,860	437	1,541	
684	96,917	10,531	1,389,223	4,570	250,757	672	46,362	2,652	261,417	3,063	267,035	3,320	390,785	2,003	231,745	
902	203,883	14,487	2,079,819	6,126	412,871	1,066	92,579	3,431	358,187	4,000	386,244	3,727	427,111	1,788	265,060	
272	1,503	2,205	10,041	1,317	4,721	266	898	791	3,768	900	3,289	356	1,047	96	317	
452	9,782	5,819	72,746	1,998	17,963	353	3,519	1,096	10,099	1,458	12,063	1,028	6,028	194	1,533	
2,066	7,333	3,873	13,041	234	877	489	1,542	140	674	717	2,363	160	541	224	600	
2,305	7,824	4,005	14,771	220	716	587	2,227	127	452	333	2,435	167	564	328	900	
202	1,279	677	6,409	25	144	25	127	20	115	50	289	21	135	41	305	
2,053	12,428	3,857	25,461	202	1,242	507	2,864	117	886	633	3,283	142	907	256	1,471	
331	660	470	895	19	35	71	135	13	34	89	210	18	46	11	30	
700	4,024	1,738	7,252	31	140	80	317	28	140	157	804	40	142	23	103	
12,728	38,530	10,620	26,672	1,190	6,315	913	2,734	463	2,409	1,305	4,617	3,287	9,505	580	2,320	
10,408	23,735	10,042	24,656	795	1,907	885	1,970	288	784	970	2,220	1,201	2,497	306	637	
552	2,450	1,174	6,667	224	1,113	101	398	88	344	152	680	5,133	980	161	1,059	
8,539	30,212	9,044	35,518	792	3,500	752	2,735	284	1,414	789	3,311	1,465	6,244	346	1,769	
3,029	5,358	1,568	3,507	85	160	110	170	59	126	170	284	254	389	80	56	
6,633	30,269	5,442	26,576	196	555	212	500	115	408	409	1,233	1,217	2,400	86	223	
14,087	45,277	24,616	79,209	3,134	33,020	2,235	9,181	1,248	13,784	4,199	21,					

STATE TABLE IV.—SPECIFIED LIVESTOCK, 1930, AND LIVESTOCK PRODUCTS, 1929, BY TYPE OF FARM, BY DIVISIONS AND STATES—Continued

[This table is presented in two sections, the second section beginning on p. 43. See NOTE, bottom of p. 8]

TYPE OF FARM, BY CLASS OF ANIMALS (See definitions in Introduction)	MOUNTAIN DIVISION—Continued				PACIFIC DIVISION					
	UTAH		NEVADA		WASHINGTON		OREGON		CALIFORNIA	
	Farms reporting	Animals	Farms reporting	Animals	Farms reporting	Animals	Farms reporting	Animals	Farms reporting	Animals
	Number	Number	Number	Number	Number	Number	Number	Number	Number	Number
All types:										
Horses and mules, excluding colts.....	20,193	81,754	2,769	34,767	40,690	189,843	36,370	168,710	67,749	249,642
Cows and heifers kept mainly for milk.....	20,174	95,689	1,973	17,668	47,013	243,869	39,224	206,404	51,097	573,847
beef.....	3,567	97,233	902	104,815	3,625	43,850	4,225	146,233	6,150	320,910
Other cattle, including calves.....	18,351	248,728	2,362	136,000	41,050	337,012	35,133	452,483	41,829	1,202,504
Sows and gilts.....	3,682	7,110	598	2,382	7,106	19,028	7,992	21,900	7,152	56,129
Other hogs, excl. pigs under 3 mos. old.....	8,629	33,547	1,052	11,401	11,414	84,464	12,484	98,664	13,803	372,025
General farms:										
Horses and mules, excluding colts.....	4,672	16,713	350	1,870	5,005	15,531	7,759	24,352	3,181	11,475
Cows and heifers kept mainly for milk.....	4,384	23,268	339	2,731	5,977	25,971	8,692	38,706	3,309	10,141
beef.....	837	8,410	93	1,367	540	3,450	670	5,206	450	4,810
Other cattle, including calves.....	4,044	40,643	343	6,377	5,490	40,732	7,990	55,521	3,028	35,665
Sows and gilts.....	1,159	2,048	105	302	1,161	2,428	2,354	5,175	696	2,706
Other hogs, excl. pigs under 3 mos. old.....	2,422	9,676	102	1,677	1,842	10,777	3,238	23,946	1,223	17,545
Cash-grain farms:										
Horses and mules, excluding colts.....	1,330	6,825	27	137	7,581	98,156	4,219	37,753	2,645	16,976
Cows and heifers kept mainly for milk.....	1,103	3,824	18	71	6,779	22,940	3,337	15,940	2,160	9,915
beef.....	121	902	1	22	1,003	3,850	590	6,385	397	6,564
Other cattle, including calves.....	922	6,288	15	116	6,297	3,625	3,625	30,292	1,909	27,701
Sows and gilts.....	243	537	7	24	2,370	7,135	1,293	4,190	629	4,543
Other hogs, excl. pigs under 3 mos. old.....	480	1,909	6	34	2,955	20,578	1,698	17,587	561	30,711
Cotton farms:										
Horses and mules, excluding colts.....										2,235
Cows and heifers kept mainly for milk.....										1,870
beef.....										20
Other cattle, including calves.....										726
Sows and gilts.....										108
Other hogs, excl. pigs under 3 mos. old.....										227
Crop-specialty farms:										
Horses and mules, excluding colts.....	3,260	12,091	530	4,091	2,826	11,144	2,252	11,115	6,259	28,774
Cows and heifers kept mainly for milk.....	2,858	11,223	321	1,732	2,335	8,840	1,854	7,407	3,863	18,353
beef.....	239	1,941	91	1,095	147	1,105	213	3,008	223	3,612
Other cattle, including calves.....	2,476	16,687	335	4,295	1,953	11,054	1,626	14,737	2,000	27,243
Sows and gilts.....	526	998	50	365	686	1,501	413	1,157	410	2,012
Other hogs, excl. pigs under 3 mos. old.....	1,210	4,524	149	1,626	700	4,832	641	4,488	996	11,624
Fruit farms:										
Horses and mules, excluding colts.....	611	1,259	12	40	4,414	8,485	3,622	7,783	21,126	53,076
Cows and heifers kept mainly for milk.....	636	1,670	8	15	3,091	7,877	3,627	8,522	11,728	27,880
beef.....	14	89	1	8	136	717	140	726	495	6,327
Other cattle, including calves.....	463	1,884	7	22	2,373	7,400	2,543	6,324	6,522	41,020
Sows and gilts.....	68	124	1	1	331	735	305	828	800	4,055
Other hogs, excl. pigs under 3 mos. old.....	216	636	2	3	706	3,773	750	4,152	2,341	26,341
Truck farms:										
Horses and mules, excluding colts.....	528	1,270	26	93	701	1,488	580	1,160	4,594	14,262
Cows and heifers kept mainly for milk.....	387	1,041	21	73	381	876	372	707	1,338	3,716
beef.....	14	36	1	2	17	30	10	42	48	756
Other cattle, including calves.....	293	1,131	14	107	241	772	226	690	701	6,427
Sows and gilts.....	52	74	3	12	34	51	27	49	100	1,147
Other hogs, excl. pigs under 3 mos. old.....	127	357	13	150	87	336	86	340	477	5,026
Dairy farms:										
Horses and mules, excluding colts.....	2,370	9,666	428	2,308	9,200	22,005	6,629	19,284	12,080	43,425
Cows and heifers kept mainly for milk.....	3,318	30,134	487	7,987	12,368	103,410	7,970	94,015	14,851	427,683
beef.....	196	1,205	31	627	381	2,325	239	2,195	342	3,716
Other cattle, including calves.....	3,180	35,621	452	12,256	11,908	128,438	7,709	96,291	14,325	371,198
Sows and gilts.....	530	920	170	589	1,325	2,742	1,643	3,783	1,381	7,189
Other hogs, excl. pigs under 3 mos. old.....	1,195	4,158	204	2,882	2,528	13,305	2,072	17,156	3,320	40,091
Animal-specialty farms:										
Horses and mules, excluding colts.....	1,924	9,153	119	850	1,039	5,165	1,595	8,362	1,583	7,648
Cows and heifers kept mainly for milk.....	1,623	8,021	92	826	879	4,850	1,388	7,399	1,265	8,099
beef.....	337	18,051	65	3,034	434	9,565	513	12,491	503	14,421
Other cattle, including calves.....	1,809	43,179	121	5,323	1,042	24,338	1,558	31,100	1,422	44,268
Sows and gilts.....	449	944	41	237	339	1,000	653	2,817	843	11,290
Other hogs, excl. pigs under 3 mos. old.....	947	5,129	61	1,017	493	8,850	819	14,019	1,073	70,700
Stock ranches:										
Horses and mules, excluding colts.....	1,937	16,063	750	21,490	505	6,266	2,395	36,011	4,072	35,506
Cows and heifers kept mainly for milk.....	1,299	6,528	367	2,949	330	1,978	1,399	7,885	2,125	15,988
beef.....	991	63,989	504	96,150	327	13,051	1,425	109,757	2,870	275,066
Other cattle, including calves.....	1,597	90,602	699	151,546	498	32,883	2,163	131,730	4,084	570,673
Sows and gilts.....	279	672	146	692	114	352	495	1,204	781	5,321
Other hogs, excl. pigs under 3 mos. old.....	747	3,580	293	3,103	166	1,451	807	6,265	1,287	37,941
Poultry farms:										
Horses and mules, excluding colts.....	739	1,917	116	333	3,168	5,630	1,578	3,367	3,867	6,864
Cows and heifers kept mainly for milk.....	1,110	3,244	127	546	5,165	15,566	2,159	6,141	4,055	12,357
beef.....	74	355	8	35	124	523	51	297	133	781
Other cattle, including calves.....	807	4,013	107	666	4,177	16,195	1,644	6,028	2,500	12,221
Sows and gilts.....	98	168	13	33	234	424	156	281	200	538
Other hogs, excl. pigs under 3 mos. old.....	250	777	22	124	485	2,028	299	1,290	495	3,740
Self-sufficing farms:										
Horses and mules, excluding colts.....	650	1,862	98	524	1,728	3,086	1,868	4,282	1,204	2,674
Cows and heifers kept mainly for milk.....	707	1,586	41	83	2,239	4,879	2,359	4,885	1,068	2,041
beef.....	57	186	31	247	162	631	155	698	171	639
Other cattle, including calves.....	540	1,816	63	293	1,828	5,680	1,811	5,953	867	3,537
Sows and gilts.....	86	131	5	7	141	195	154	219	133	329
Other hogs, excl. pigs under 3 mos. old.....	292	596	18	40	395	1,027	439	1,276	354	1,822
Abnormal and unclassified farms:										
Horses and mules, excluding colts.....	1,672	4,945	304	3,012	4,323	11,887	3,970	14,641	4,903	19,577
Cows and heifers kept mainly for milk.....	2,254	5,145	155	615	6,569	17,164	5,867	14,253	3,965	23,962
beef.....	187	1,979	76	2,238	354	3,603	374	4,858	492	10,002
Other cattle, including calves.....	1,620	6,864	166	5,018	5,178	20,611	4,244	20,192	3,067	56,514
Sows and gilts.....	192	490	12	60	471	1,868	404	2,137	463	16,268
Other hogs, excl. pigs under 3 mos. old.....	743	2,205	62	745	1,048	11,507	1,085	7,526	1,050	121,501

AGRICULTURE—UNITED STATES SUMMARY, BY TYPE OF FARM

STATE TABLE IV.—SPECIFIED LIVESTOCK, 1930, AND LIVESTOCK PRODUCTS, 1929, BY TYPE OF FARM, BY DIVISIONS AND STATES—Continued

[This table is presented in two sections, the first section beginning on p. 34. See NOTE, bottom of p. 3]

TYPE OF FARM, BY CLASS OF ANIMALS (See definitions in Introduction)		UNITED STATES	GEOGRAPHIC DIVISIONS							
			NEW ENGLAND	MIDDLE ATLANTIC	EAST NORTH CENTRAL	WEST NORTH CENTRAL	SOUTH ATLANTIC	EAST SOUTH CENTRAL	WEST SOUTH CENTRAL	
SPECIFIED ITEMS, BY TWO TYPES OF FARMS										
1	Steers, 2 years old and over, on	Ranches.....number..	1,368,386		308	612	202,637	53,255	12,016	607,523
2		All other farms.....number..	2,383,225	12,014	57,984	312,061	1,173,853	207,913	165,637	210,086
3	Sheep, excluding lambs, on	Ranches.....number..	23,504,774		2,050	6,008	688,274	121,778	29,638	4,041,300
4		Reporting.....number..	29,622		19	29	1,006	1,008	365	7,055
5	All other farms.....number..	All other farms.....number..	18,275,372	151,803	853,074	4,483,280	4,652,226	1,196,307	1,297,743	905,863
6		Reporting.....number..	520,234	8,024	20,038	160,978	148,280	50,210	49,002	21,712
7	All cows milked on	Dairy farms.....number..	7,459,343	515,311	1,550,108	2,587,849	1,163,780	255,050	203,755	202,662
8		Reporting.....number..	604,714	30,822	118,137	235,320	106,088	10,644	16,476	17,168
9	All other farms.....number..	All other farms.....number..	13,064,878	192,907	612,827	2,502,516	4,807,337	1,220,318	1,420,873	1,850,193
10		Reporting.....number..	4,010,815	56,198	165,847	609,790	878,704	628,314	704,627	708,109
11	Of beef or dual-purpose breeding on	Dairy farms.....number..	342,532	9,335	46,265	96,840	97,908	12,472	7,279	14,977
12		Reporting.....number..	44,583	1,872	7,207	14,348	11,830	1,473	920	1,521
13	All other farms.....number..	All other farms.....number..	3,020,065	9,212	43,038	369,069	1,765,761	138,886	113,620	284,735
14		Reporting.....number..	721,037	3,026	13,715	94,239	331,945	59,404	52,971	95,887
15	Milk produced on	Dairy farms.....gallons..	4,948,734,579	320,853,028	1,047,838,781	1,750,020,476	723,154,696	172,305,480	106,325,482	145,346,281
16		Reporting.....number..	604,714	30,822	118,137	235,320	106,088	10,644	16,476	17,168
17	All other farms.....gallons..	Per cow.....gallons..	603	623	676	680	621	605	500	553
18		All other farms.....gallons..	6,103,288,778	94,450,339	314,883,279	1,224,747,283	2,106,781,850	472,515,210	540,281,081	703,470,827
19	Reporting.....number..	Per cow.....gallons..	4,010,815	56,198	165,847	609,790	878,704	628,314	704,627	708,109
20		Reporting.....number..	447	490	513	489	457	387	380	380
21	Whole milk sold on	Dairy farms.....gallons..	3,509,196,305	263,443,136	968,807,888	1,299,157,609	204,218,040	141,805,058	70,621,587	90,765,457
22		All other farms.....gallons..	946,442,462	36,706,302	159,177,664	373,838,308	123,576,077	50,697,790	51,004,961	35,900,336
23	Cream sold as butterfat on	Dairy farms.....pounds..	343,082,181	8,841,006	5,037,861	109,007,874	144,099,121	2,841,374	5,232,369	8,007,788
24		All other farms.....pounds..	836,823,693	2,019,562	7,508,494	173,867,684	458,175,586	14,398,141	33,940,394	63,518,374
25	Chickens over 3 months old, Apr. 1, 1930, on	Poultry farms.....number..	55,525,359	3,111,374	9,835,507	7,024,911	0,763,934	4,499,024	842,285	2,285,035
26		Reporting.....number..	163,751	9,704	25,923	30,303	31,552	14,614	4,008	9,393
27	All other farms.....number..	All other farms.....number..	323,362,922	3,770,810	21,061,625	69,758,829	111,497,349	28,953,385	27,774,796	40,968,887
28		Reporting.....number..	5,208,846	81,140	284,663	844,938	993,939	893,573	882,101	897,873
29	Chicken eggs produced on	Poultry farms.....dozens..	556,853,976	32,386,050	97,270,987	77,432,364	64,100,056	41,182,487	8,558,431	23,110,572
30		Per chicken on hand.....dozens..	10.0	10.4	9.9	9.8	9.5	9.2	10.2	10.1
31	All other farms.....dozens..	All other farms.....dozens..	2,132,865,182	30,716,238	156,236,103	465,820,084	713,919,032	181,274,635	107,722,628	273,343,209
32		Per chicken on hand.....dozens..	6.6	8.1	7.2	6.7	6.4	6.3	6.0	6.7

TYPE OF FARM, BY CLASS OF ANIMALS (See definitions in Introduction)		GEOGRAPHIC DIVISIONS—Continued		NEW ENGLAND DIVISION						
		MOUNTAIN	PACIFIC	MAINE	NEW HAMPSHIRE	VERMONT	MASSACHUSETTS	RHODE ISLAND	CONNECTICUT	
SPECIFIED ITEMS, BY TWO TYPES OF FARMS										
1	Steers, 2 years old and over, on	Ranches.....number..	366,362	225,078						
2		All other farms.....number..	159,026	77,751	4,695	2,103	2,057	1,689	175	1,295
3	Sheep, excluding lambs, on	Ranches.....number..	14,234,550	3,850,507						
4		Reporting.....number..	14,375	4,176						
5	All other farms.....number..	All other farms.....number..	3,279,133	1,465,943	76,438	10,128	39,324	0,111	1,849	
6		Reporting.....number..	25,801	17,520	5,117	892	1,738	431	100	8,953
7	All cows milked on	Dairy farms.....number..	106,361	689,467	56,846	48,639	221,850	98,138	16,698	73,140
8		Reporting.....number..	16,007	36,052	6,596	4,332	14,425	7,782	1,183	5,504
9	All other farms.....number..	All other farms.....number..	664,975	392,032	74,580	23,025	33,922	32,400	3,837	28,044
10		Reporting.....number..	151,929	107,177	23,831	6,982	7,162	9,450	1,193	7,541
11	Of beef or dual-purpose breeding on	Dairy farms.....number..	24,779	32,671	1,055	1,133	1,055	4,261	1,178	1,058
12		Reporting.....number..	2,875	2,825	213	213	280	542	50	102
13	All other farms.....number..	All other farms.....number..	248,793	55,951	4,020	1,344	529	1,869	193	657
14		Reporting.....number..	55,566	14,284	1,589	422	144	552	70	219
15	Milk produced on	Dairy farms.....gallons..	136,482,807	537,346,858	34,845,704	29,944,370	124,120,123	67,770,885	12,778,157	51,876,200
16		Reporting.....number..	16,007	36,052	6,596	4,332	14,425	7,782	1,183	5,504
17	All other farms.....gallons..	Per cow.....gallons..	605	779	613	616	560	691	765	702
18		All other farms.....gallons..	332,990,070	223,663,830	30,255,008	10,735,209	14,940,431	17,640,990	2,111,631	12,761,070
19	Reporting.....number..	Per cow.....gallons..	151,929	107,177	23,831	6,982	7,162	9,450	1,193	7,541
20		Reporting.....number..	501	509	486	460	441	543	550	510
21	Whole milk sold on	Dairy farms.....gallons..	76,184,149	384,182,881	20,676,139	25,322,691	94,686,812	62,104,602	12,188,607	48,464,285
22		All other farms.....gallons..	59,003,113	56,568,911	7,883,720	4,079,897	5,957,634	11,270,838	1,333,191	6,681,622
23	Cream sold as butterfat on	Dairy farms.....pounds..	15,593,367	42,921,518	1,748,706	264,194	6,607,529	145,111	0,530	65,936
24		All other farms.....pounds..	60,817,513	31,678,045	1,420,236	163,256	1,139,187	164,903	66	31,914
25	Chickens over 3 months old, Apr. 1, 1930, on	Poultry farms.....number..	2,245,717	18,043,672	485,414	503,241	109,616	1,088,419	137,648	782,036
26		Reporting.....number..	5,721	26,413	2,031	1,558	442	3,455	455	2,023
27	All other farms.....number..	All other farms.....number..	10,123,886	8,844,285	965,621	406,395	639,587	837,433	167,085	754,689
28		Reporting.....number..	176,040	164,679	25,311	8,893	18,235	14,823	2,120	11,749
29	Chicken eggs produced on	Poultry farms.....dozens..	22,973,110	189,824,320	5,361,105	5,314,278	1,169,813	11,353,804	1,269,170	7,918,480
30		Per chicken on hand.....dozens..	10.2	10.5	11.0	10.5	10.7	10.4	9.2	10.1
31	All other farms.....dozens..	All other farms.....dozens..	74,455,484	60,368,769	8,376,472	3,222,341	5,509,938	6,748,520	1,199,536	5,659,431
32		Per chicken on hand.....dozens..	7.4	7.8	8.7	7.9	8.6	8.1	7.2	7.5

STATE TABLE IV.—SPECIFIED LIVESTOCK, 1930, AND LIVESTOCK

[This table is presented in two sections, the first

TYPE OF FARM, BY CLASS OF ANIMALS (See definitions in Introduction)		MIDDLE ATLANTIC DIVISION			EAST NORTH CENTRAL DIVISION					
		NEW YORK	NEW JERSEY	PENNSYLVANIA	OHIO	INDIANA	ILLINOIS	MICHIGAN	WISCONSIN	
SPECIFIED ITEMS, BY TWO TYPES OF FARMS										
1	Steers, 2 years old and over, on	Ranches.....number..		303	67	42	100	348	55	
2		All other farms.....number..	9,004	561	47,819	68,068	49,141	114,300	41,933	38,029
3	Sheep, excluding lambs, on	Ranches.....number..		2,050	1,640	61	190	3,758	060	
4		Reporting.....number..			19	13	1	12	2	
5	All other farms.....number..	426,610	6,722	419,742	1,820,191	668,413	566,513	1,017,209	410,954	
6		Reporting.....number..	13,677	348	15,013	55,750	33,613	30,400	31,010	10,299
7	All cows milked on	Dairy farms.....number..	1,006,820	80,740	462,648	262,743	143,028	265,259	328,969	1,586,950
8		Reporting.....number..	68,010	4,769	45,358	29,774	17,803	22,263	40,679	125,301
9	All other farms.....number..	236,241	31,044	345,642	585,435	518,432	698,623	417,135	282,801	
10		Reporting.....number..	62,132	9,389	94,326	157,998	138,894	168,598	109,711	43,589
11	Of beef or dual-purpose breeding on	Dairy farms.....number..	23,880	2,006	20,370	10,486	6,866	15,851	18,970	44,673
12		Reporting.....number..	3,490	293	3,424	1,892	1,302	1,830	3,369	5,055
13	All other farms.....number..	13,693	1,276	23,120	63,623	69,638	147,322	48,063	35,425	
14		Reporting.....number..	4,822	466	8,927	20,272	20,025	36,750	12,378	4,814
15	Milk produced on	Dairy farms.....gallons..	674,929,612	64,375,166	308,634,003	172,018,566	89,063,691	185,045,523	221,710,157	1,091,170,539
16		Reporting.....number..	68,010	4,769	45,358	29,774	17,303	22,263	40,679	125,301
17	All other farms.....gallons..	Per cow.....gallons..	670	797	667	655	610	698	674	683
18		Reporting.....number..	125,694,367	17,397,374	171,306,538	282,098,186	243,119,099	321,325,519	228,037,132	150,107,317
19	Per cow.....gallons..	62,132	9,389	94,326	157,998	138,894	168,598	109,711	43,589	
20		Reporting.....number..	532	660	498	482	469	460	547	631
21	Whole milk sold on	Dairy farms.....gallons..	625,031,105	62,152,034	276,624,749	142,806,372	65,676,676	169,741,408	144,990,938	785,042,115
22		Reporting.....number..	57,473,226	11,013,316	90,091,122	84,345,040	77,043,418	78,545,051	76,419,601	57,485,179
23	Cream sold as butter-fat on	Dairy farms.....pounds..	2,294,248	8,264	2,735,339	4,899,579	5,276,959	4,489,627	17,038,437	73,203,185
24		Reporting.....pounds..	3,908,241	16,392	3,584,861	40,783,311	35,978,665	46,141,520	29,676,059	21,289,020
25	Chickens over 3 months old, Apr. 1, 1930, on	Poultry farms.....number..	3,569,773	2,613,570	3,052,155	2,485,441	1,550,663	1,904,770	1,478,730	605,307
26		Reporting.....number..	9,280	4,786	11,857	10,726	7,970	9,732	5,984	1,901
27	All other farms.....number..	3,384,089	1,433,077	11,794,359	15,514,509	12,531,978	20,177,132	8,909,984	12,634,226	
28		Reporting.....number..	123,808	15,843	145,014	189,351	159,076	192,588	140,270	163,653
29	Chicken eggs produced on	Poultry farms.....dozens..	35,921,245	25,631,106	36,018,636	25,210,749	15,517,036	16,338,242	15,189,236	5,182,041
30		Per chicken on hand.....dozens..	10.0	9.8	9.9	10.1	10.0	8.6	10.3	10.3
31	All other farms.....dozens..	62,305.0	10,325,207	83,005,427	110,779,585	88,022,880	120,496,317	62,212,207	84,318,035	
32		Per chicken on hand.....dozens..	7.4	7.0	7.1	7.1	7.0	6.0	7.0	6.7

TYPE OF FARM, BY CLASS OF ANIMALS (See definitions in Introduction)		SOUTH ATLANTIC DIVISION—Continued			EAST SOUTH CENTRAL DIVISION				WEST SOUTH CENTRAL DIVISION		
		SOUTH CAROLINA	GEORGIA	FLORIDA	KENTUCKY	TENNESSEE	ALABAMA	MISSISSIPPI	ARKANSAS	LOUISIANA	
SPECIFIED ITEMS, BY TWO TYPES OF FARMS											
1	Steers, 2 years old and over, on	Ranches.....number..	278	1,499	10,724	3,862	516	4,046	3,592	1,291	6,768
2		All other farms.....number..	4,006	19,040	13,287	60,276	07,032	13,795	19,534	27,156	20,657
3	Sheep, excluding lambs, on	Ranches.....number..	605	955	13,074	24,356	1,093	1,750	2,439	898	49,370
4		Reporting.....number..	7	15	29	230	24	32	29	10	95
5	All other farms.....number..	11,764	34,005	25,675	814,121	352,604	48,824	82,134	50,764	78,851	
6		Reporting.....number..	824	1,510	338	30,052	15,418	1,416	2,116	3,071	2,477
7	All cows milked on	Dairy farms.....number..	13,217	40,065	27,901	54,654	72,639	34,578	46,884	27,159	28,622
8		Reporting.....number..	1,052	2,618	952	5,901	5,826	1,541	3,208	2,525	1,393
9	All other farms.....number..	117,989	258,599	46,005	433,908	369,424	280,722	336,819	268,898	160,277	
10		Reporting.....number..	81,542	152,346	21,601	184,150	178,102	178,082	104,284	142,302	80,716
11	Of beef or dual-purpose breeding on	Dairy farms.....number..	303	1,081	1,920	1,527	2,625	1,615	1,512	1,285	2,415
12		Reporting.....number..	75	141	116	290	367	111	101	190	186
13	All other farms.....number..	6,918	24,306	10,858	36,089	30,528	19,699	27,304	35,230	32,204	
14		Reporting.....number..	4,539	11,510	4,533	15,991	14,406	10,468	12,106	15,277	
15	Milk produced on	Dairy farms.....gallons..	7,765,233	21,996,132	14,219,707	30,829,316	37,462,436	16,994,534	21,039,196	14,715,010	13,795,536
16		Reporting.....number..	1,052	2,618	952	5,901	5,826	1,541	3,208	2,525	1,393
17	All other farms.....gallons..	Per cow.....gallons..	588	641	660	564	516	491	449	542	482
18		Reporting.....number..	44,760,237	91,643,350	12,064,237	179,794,631	144,327,255	106,554,072	109,605,073	113,853,642	44,494,103
19	Per cow.....gallons..	81,542	152,346	21,601	184,150	178,102	178,082	104,284	142,302	80,716	
20		Reporting.....number..	379	354	262	414	391	330	325	381	278
21	Whole milk sold on	Dairy farms.....gallons..	5,965,918	14,552,197	12,854,135	20,910,745	26,951,466	12,879,196	15,880,180	8,102,295	12,221,573
22		Reporting.....number..	1,706,571	3,405,428	1,774,362	18,001,899	16,656,702	3,890,679	12,465,681	5,242,960	2,514,145
23	Cream sold as butter-fat on	Dairy farms.....pounds..	74,654	737,401	48,150	2,031,053	1,881,976	440,266	829,074	1,337,174	152,455
24		Reporting.....pounds..	407,008	2,305,740	58,915	20,555,178	8,237,723	1,368,126	3,779,367	7,627,760	502,711
25	Chickens over 3 months old, Apr. 1, 1930, on	Poultry farms.....number..	112,538	267,138	612,811	176,469	297,428	249,661	118,727	217,778	82,762
26		Reporting.....number..	392	715	1,739	1,261	1,730	743	334	1,026	273
27	All other farms.....number..	2,944,599	5,105,909	1,836,812	8,743,214	8,590,677	5,178,407	5,262,468	5,906,972	4,050,392	
28		Reporting.....number..	132,489	213,103	38,884	214,166	214,953	220,861	232,121	193,991	128,181
29	Chicken eggs produced on	Poultry farms.....dozens..	1,105,539	2,516,834	6,064,096	1,728,673	3,054,376	2,663,777	1,111,605	2,252,101	673,128
30		Per chicken on hand.....dozens..	9.8	9.4	9.9	9.8	10.3	10.7	9.4	10.3	8.1
31	All other farms.....dozens..	14,801,946	28,016,791	8,360,072	52,231,928	54,265,425	31,900,395	29,324,330	36,877,548	21,788,544	
32		Per chicken on hand.....dozens..	5.0	5.5	6.3	6.0	6.3	6.2	5.6	6.2	5.4

AGRICULTURE—UNITED STATES SUMMARY, BY TYPE OF FARM

PRODUCTS, 1929, BY TYPE OF FARM, BY DIVISIONS AND STATES—Continued

section beginning on p. 34. See NOTE, bottom of p. 8]

WEST NORTH CENTRAL DIVISION							SOUTH ATLANTIC DIVISION					
MINNESOTA	IOWA	MISSOURI	NORTH DAKOTA	SOUTH DAKOTA	NEBRASKA	KANSAS	DELAWARE	MARYLAND	DIST. OF COLUMBIA	VIRGINIA	WEST VIRGINIA	NORTH CAROLINA
81,387	310,760	216,594	10,037	20,120	71,201	92,215				10,318	21,571	2,865
645			50,218	83,465	185,622	236,561	500	9,207	3	90,215	50,209	15,377
4			93,770	438,435	81,009	24,415				31,133	71,347	4,604
700,706	1,006,288	1,033,655	814	1,282	233	163				336	1,130	82
28,676	38,034	41,846	641,645	400,411	331,172	330,340	3,405	107,110	6	420,203	505,400	79,734
			12,568	11,424	6,043	6,099	130	4,205	3	17,287	20,224	5,080
714,690	140,438	142,109	24,816	11,428	29,671	73,610	8,095	75,850		56,498	28,975	33,769
65,401	12,603	14,286	2,190	2,435	2,535	6,638	666	5,652		3,357	2,822	2,525
741,068	1,148,476	759,336	452,321	464,106	501,785	660,245	21,962	90,801	404	281,364	168,520	234,614
104,916	185,713	203,833	66,427	68,046	112,900	130,320	5,669	25,073	38	125,090	69,805	150,084
39,272	0,561	5,410	5,410	8,308	8,356	8,090	222	2,061		2,911	2,239	1,200
4,722	2,535	1,118	502	843	910	1,110	32	206		288	413	142
166,541	432,742	195,560	170,107	235,862	307,063	250,986	712	5,536		38,420	38,101	14,022
23,031	70,853	55,627	26,454	36,108	58,745	55,067	289	1,733	2	14,021	14,593	8,175
451,170,310	91,730,046	81,749,365	15,466,764	18,019,156	19,000,207	45,418,858	5,113,142	49,285,329		30,432,000	17,595,909	10,950,988
65,401	12,603	14,286	2,190	2,435	2,535	6,638	666	5,652		3,357	2,822	2,525
631	614	575	623	612	661	617	692	5,650		3,645	607	591
374,271,173	555,404,191	287,384,071	212,352,657	213,167,688	273,337,006	280,773,064	9,043,586	38,500,380	508,019	100,091,678	66,272,550	100,035,517
104,916	185,713	203,833	66,427	68,046	112,900	130,320	5,669	25,073	38	125,090	69,805	150,084
505	784	378	469	450	462	432	430	424		1,085	393	426
80,603,080	30,425,990	43,950,068	4,070,837	5,251,071	10,288,131	20,622,403	4,898,248	46,072,331		20,422,794	12,523,415	15,575,020
15,153,978	34,111,612	23,055,288	4,133,001	4,333,965	19,642,493	23,140,750	6,537,019	19,007,781	476,934	9,110,050	4,427,220	4,246,825
106,075,404	17,288,438	9,198,272	2,865,920	3,333,505	1,953,021	8,854,561	4,302	187,510		1,024,012	681,139	184,170
92,122,314	123,232,381	46,474,397	44,053,550	47,104,986	50,839,273	53,748,691	28,581	624,302		5,074,467	3,470,892	1,810,230
536,165	1,012,337	3,260,037	16,617	100,814	333,343	1,504,571	845,286	940,644	960	1,100,071	315,260	204,387
2,252	4,345	16,523	120	480	1,398	6,425	1,065	2,911	5	4,144	1,072	1,071
10,076,408	29,653,884	21,937,168	4,778,217	3,444,941	12,084,300	17,023,351	705,828	2,830,428	11,549	6,533,332	3,358,720	6,120,208
166,228	201,106	219,572	69,275	74,291	119,050	145,413	6,965	36,737	63	161,169	73,759	240,404
5,208,940	9,093,557	30,020,939	153,204	888,881	3,152,801	14,081,043	6,196,155	8,885,750	5,000	10,521,104	3,236,463	2,051,496
9.7	9.0	9.5	9.2	8.8	9.5	9.8	7.3	9.4	5.1	9.5	10.3	10.0
102,096,507	179,242,340	149,420,037	27,735,313	52,163,440	82,402,131	120,860,255	5,004,836	18,823,584	96,649	44,828,102	24,693,135	36,649,620
6.4	6.0	6.8	5.8	6.2	6.3	6.9	7.1	6.6	8.4	6.9	7.4	6.0

WEST SOUTH CENTRAL DIVISION—Contd.		MOUNTAIN DIVISION								PACIFIC DIVISION		
OKLAHOMA	TEXAS	MONTANA	IDAHO	WYOMING	COLORADO	NEW MEXICO	ARIZONA	UTAH	NEVADA	WASHINGTON	OREGON	CALIFORNIA
74,062	425,402	70,918	24,008	57,003	58,657	44,308	50,538	16,217	38,063	7,575	41,022	177,081
79,305	89,808	34,828	25,289	9,198	60,777	7,932	11,640	15,307	4,055	15,764	15,790	40,243
16,556	4,574,485	3,100,004	1,399,017	2,843,294	1,274,970	1,814,225	964,450	1,003,541	928,140	486,836	1,609,315	1,783,800
75	6,875	3,019	822	1,633	1,519	3,020	2,103	1,774	420	300	1,677	2,138
121,485	744,763	483,825	677,536	266,707	959,330	244,910	45,609	555,111	46,705	180,089	592,434	697,420
3,820	12,335	4,294	7,300	1,883	3,901	2,193	570	5,243	471	3,506	9,149	4,784
62,045	144,836	29,117	42,227	10,936	46,380	9,724	10,709	32,267	9,001	147,007	102,170	440,200
5,176	8,074	2,175	4,227	811	3,540	638	744	3,373	499	12,723	8,150	15,179
524,859	866,159	144,186	125,859	54,337	188,150	52,789	17,004	70,377	11,376	120,566	122,610	149,766
153,590	331,561	32,237	28,045	11,094	39,766	15,186	5,340	17,796	1,865	36,296	33,255	37,620
5,033	0,244	5,290	3,538	2,346	8,129	876	1,004	2,499	1,097	7,355	4,922	20,394
606	539	624	505	284	837	100	81	419	78	1,008	676	1,141
99,557	117,744	79,452	23,040	31,733	77,536	16,218	3,904	12,730	4,180	16,850	18,144	20,048
24,614	40,726	18,600	5,543	6,444	14,713	4,824	1,290	3,373	770	4,771	4,645	4,868
35,966,881	80,868,854	19,886,467	30,459,875	7,270,379	30,479,195	5,865,042	11,076,500	24,104,054	6,380,395	110,303,295	70,822,119	350,221,444
5,176	8,074	2,175	4,227	811	3,540	638	744	3,373	499	12,723	8,150	15,179
580	558	683	721	605	657	603	717	749	709	709	693	800
213,234,122	331,838,960	67,491,451	74,206,898	25,608,830	91,426,582	18,624,979	9,028,010	40,875,274	5,728,637	60,800,737	64,554,537	80,308,555
153,590	331,561	32,237	28,045	11,094	39,766	15,186	5,340	17,796	1,865	36,296	33,255	37,620
406	383	468	500	471	486	353	504	581	504	570	527	666
20,980,430	58,455,150	8,991,940	12,611,398	4,580,056	17,073,632	3,518,310	10,140,780	16,844,601	1,517,423	75,053,807	40,891,610	268,187,404
11,459,280	16,692,951	3,553,906	15,337,564	2,314,707	18,108,563	1,267,636	1,843,394	15,575,004	512,339	16,737,093	10,893,772	23,628,046
2,982,398	3,535,761	2,622,013	4,870,543	605,984	3,117,251	444,031	605,701	1,821,468	1,605,776	8,668,738	8,729,315	24,529,415
30,162,631	25,165,272	11,246,360	12,546,147	4,280,305	14,091,036	2,573,970	700,376	4,227,662	1,151,307	9,920,209	11,227,576	10,524,170
627,090	1,358,326	88,804	233,094	41,840	477,736	67,068	225,816	1,016,568	67,671	4,122,389	969,170	12,952,112
2,871	5,223	351	752	1,199	1,584	239	607	1,767	222	5,422	2,090	14,995
10,843,533	20,167,490	2,028,253	1,755,634	694,510	3,175,318	894,416	350,427	1,079,125	140,203	2,320,168	1,090,045	4,515,172
176,250	399,451	37,587	31,710	12,648	47,417	20,909	20,909	7,057	16,397	44,043	40,494	60,442
6,612,073	13,578,670	882,118	2,579,434	448,910	4,887,450	623,936	2,321,715	10,242,697	980,850	51,750,300	11,433,370	126,631,050
10.5	10.0	9.9	11.0	10.9	10.2	9.3	10.3	10.1	10.1	12.6	11.8	6.8
73,901,050	140,776,067	14,546,490	13,819,942	5,328,339	22,455,006	6,166,098	2,769,371	8,219,818	1,168,920	19,669,718	16,909,089	32,789,962
6.8	7.0	7.2	7.9	7.7	7.1	6.9	7.9	7.6	7.9	8.4	8.5	7.3

[This table is presented in two sections, the second

	TYPE AND SIZE (See definitions in Introduction)	UNITED STATES	GEOGRAPHIC DIVISIONS										NEW ENGLAND DIVISION					
			NEW ENGLAND	MIDDLE ATLANTIC	EAST NORTH CENTRAL	WEST NORTH CENTRAL	SOUTH ATLANTIC	EAST SOUTH CENTRAL	WEST SOUTH CENTRAL	MOUNTAIN	PACIFIC	MAINE	NEW HAMPSHIRE	VERMONT				
															Number	Number	Number	Number
1	All types:	Number	Number	Number	Number	Number	Number	Number	Number	Number	Number	Number	Number	Number	Number	Number	Number	Number
2	Under 3 acres.....	38,263	1,728	3,378	2,792	4,219	4,012	1,596	4,024	6,155	10,369	194	136	177	194	136	177	194
3	3 to 9 acres.....	283,538	8,020	21,649	34,429	29,227	59,736	51,386	31,101	14,067	33,867	1,468	714	1,266	1,468	714	1,266	1,468
4	10 to 19 acres.....	516,017	8,991	24,276	37,111	26,033	111,424	164,292	103,269	12,082	36,999	1,666	907	1,187	1,666	907	1,187	1,666
5	20 to 49 acres.....	1,350,851	10,685	54,290	127,564	76,527	326,524	363,918	305,639	26,286	69,518	5,016	2,240	2,214	5,016	2,240	2,214	5,016
6	50 to 99 acres.....	1,821,558	20,015	97,376	269,463	151,801	253,154	227,705	232,850	27,127	33,078	10,964	3,470	4,057	10,964	3,470	4,057	10,964
7	100 to 174 acres.....	1,300,368	30,132	95,942	292,945	328,055	152,003	136,448	203,974	34,465	28,404	11,445	3,599	7,209	11,445	3,599	7,209	11,445
8	175 to 259 acres.....	508,240	13,689	31,384	100,917	171,240	52,391	42,399	65,779	13,053	10,942	4,481	1,785	4,491	4,481	1,785	4,491	4,481
9	260 to 499 acres.....	439,839	8,215	13,436	50,599	109,325	32,427	23,976	59,315	37,266	15,280	2,310	1,199	3,163	2,310	1,199	3,163	2,310
10	500 to 999 acres.....	154,747	1,729	1,608	5,154	67,620	8,237	5,698	20,915	31,840	10,946	441	349	581	441	349	581	441
11	1,000 to 4,999 acres.....	69,385	869	300	627	20,386	2,700	1,677	11,207	22,393	9,266	86	86	86	86	86	86	86
12	5,000 to 9,999 acres.....	6,130	8	9	10	705	90	44	1,534	1,975	755	4	2	1	4	2	1	4
	10,000 acres and over.....	3,946	1	1	5	310	52	7	1,412	1,655	504							
13	General farms:																	
14	Under 3 acres.....	2,346	190	265	413	566	146	77	226	218	245	27	2	10	27	2	10	27
15	3 to 9 acres.....	20,340	679	1,887	4,122	4,192	2,926	2,527	1,973	1,243	1,391	121	40	62	121	40	62	121
16	10 to 19 acres.....	36,933	828	3,471	6,690	4,933	6,651	6,760	3,902	1,720	1,988	149	91	92	149	91	92	149
17	20 to 49 acres.....	148,376	2,253	12,734	34,994	19,221	25,473	25,755	17,258	4,960	4,727	727	271	210	727	271	210	727
18	50 to 99 acres.....	233,985	4,366	23,632	92,821	47,901	35,677	39,820	25,815	5,107	5,946	2,115	527	497	2,115	527	497	2,115
19	100 to 174 acres.....	324,387	4,970	24,973	90,361	90,209	31,762	30,383	29,957	5,878	3,904	2,540	654	876	2,540	654	876	2,540
20	175 to 259 acres.....	119,796	11,970	6,321	29,121	44,380	12,607	9,838	10,958	2,507	1,733	1,203	327	455	1,203	327	455	1,203
21	260 to 499 acres.....	83,429	1,311	2,314	10,514	38,872	7,618	5,306	9,138	6,240	2,110	578	218	333	578	218	333	578
22	500 to 999 acres.....	19,725	291	292	802	8,147	1,856	904	2,070	4,359	944	97	77	70	97	77	70	97
23	1,000 to 4,999 acres.....	4,386	55	46	82	1,289	168	328	1,748	316	13	15	15	15	15	15	15	15
24	5,000 to 9,999 acres.....	46	3			11	6	2	4	16	4	1	1	1	1	1	1	1
	10,000 acres and over.....	16			1	2	1	1	2	5	1				1			
25	Cash-grain farms:																	
26	Under 3 acres.....	490	2	7	37	72	70	21	260	21	21							
27	3 to 9 acres.....	3,525	105	405	676	335	775	628	386	154	154	1			1			
28	10 to 19 acres.....	16,771	6	378	4,570	994	2,000	3,320	1,184	824	824	2			2			
29	20 to 49 acres.....	40,679	7	1,066	13,568	15,532	1,273	1,561	4,497	1,906	1,299	0			0			
30	50 to 99 acres.....	116,503	9	1,616	32,426	61,506	1,933	1,295	11,246	4,871	2,111	3			3			
31	100 to 174 acres.....	70,414	4	408	20,281	38,308	1,242	982	5,503	2,571	1,437	2			2			
32	175 to 259 acres.....	122,230	2	128	12,964	78,519	900	485	12,801	12,077	3,754	1			1			
33	260 to 499 acres.....	61,619	1	15	37,111	180	120	6,338	12,388	4,272	4,272							
34	500 to 999 acres.....	22,153		68	9,458	52	16	1,984	6,824	3,752	112							
35	1,000 to 4,999 acres.....	293		1	48	48	1	48	85	112								
	5,000 to 9,999 acres.....	49			9	2		12	14	12								
36	Cotton farms:																	
37	Under 3 acres.....	35				7	12	15	1									
38	3 to 9 acres.....	43,247			1,000	10,840	17,359	13,718	287	33	33							
39	10 to 19 acres.....	221,085			1,887	35,524	101,161	81,684	700	130	130							
40	20 to 49 acres.....	655,787			40	6,165	154,897	244,624	247,217	1,787	1,087							
41	50 to 99 acres.....	371,893			17	2,955	90,102	98,416	169,475	1,223	705							
42	100 to 174 acres.....	228,306			4	1,107	45,191	45,689	134,942	873	500							
43	175 to 259 acres.....	95,454			3	289	13,022	12,577	80,133	268	162							
44	260 to 499 acres.....	41,359				127	7,286	7,294	26,129	306	217							
45	500 to 999 acres.....	9,913			1	42	2,058	1,869	5,699	133	111							
46	1,000 to 4,999 acres.....	2,846			7	648	685	1,520	58	48	48							
47	5,000 to 9,999 acres.....	83				16	16	16	45	1	5							
	10,000 acres and over.....	27				2	2	2	19	3	3							
48	Crop-specialty farms:																	
49	Under 3 acres.....	576	17	87	27	7	166	251	2	4	15							
50	3 to 9 acres.....	20,291	338	948	877	238	9,504	7,016	256	545	519	103	4	44	103	4	44	103
51	10 to 19 acres.....	44,155	583	804	1,129	414	25,170	12,922	665	1,189	1,239	122	18	47	122	18	47	122
52	20 to 49 acres.....	110,644	1,610	2,742	5,062	1,841	62,777	22,005	3,309	5,823	4,280	487	69	78	487	69	78	487
53	50 to 99 acres.....	111,191	3,044	5,788	12,604	3,026	47,013	23,850	3,422	9,102	3,336	2,093	115	139	2,093	115	139	2,093
54	100 to 174 acres.....	85,298	3,890	5,554	11,237	4,674	27,131	17,421	2,555	10,216	2,620	3,055	141	257	3,055	141	257	3,055
55	175 to 259 acres.....	28,078	1,011	1,611	3,502	1,967	8,395	5,438	939	3,448	1,167	1,269	69	142	1,269	69	142	1,269
56	260 to 499 acres.....	21,370	960	671	1,539	2,671	4,683	2,602	865	5,947	1,432	709	50	113	709	50	113	709
57	500 to 999 acres.....	6,977	180	73	183	871	1,142	400	330	3,114	684	112	14	23	112	14	23	112
58	1,000 to 4,999 acres.....	2,678	24	16	31	305	291	70	224	385	9	0	3	3	9	0	3	9
59	5,000 to 9,999 acres.....	89	1		7	7	12		8	49	12				12			
	10,000 acres and over.....	84			2	2	5		4	20	3				3			
60	Fruit farms:																	
61	Under 3 acres.....	1,450	19	19	26	25	222	7	95	80	957							
62	3 to 9 acres.....	19,157	229	854	674	448	2,794	143	1,840	1,080	11,095	20	9	10	20	9	10	20
63	10 to 19 acres.....	28,644	265	1,424	1,350	616	4,331	297	2,208	1,215	16,932	20	16	8	20	16	8	20
64	20 to 49 acres.....	44																

AGRICULTURE—UNITED STATES SUMMARY, BY TYPE OF FARM

STATE TABLE V.—TYPE OF FARM, BY SIZE,

[This table is presented in two sections, the second

TYPE AND SIZE (See definitions in Introduction)	WEST NORTH CENTRAL DIVISION— Continued		SOUTH ATLANTIC DIVISION								EAST SOUTH CENTRAL DIVISION		
	NEBRASKA	KANSAS	DELAWARE	MARYLAND	DIST. OF COLUMBIA	VIRGINIA	WEST VIRGINIA	NORTH CAROLINA	SOUTH CAROLINA	GEORGIA	FLORIDA	KENTUCKY	TENNESSEE
	Number	Number	Number	Number	Number	Number	Number	Number	Number	Number	Number	Number	Number
All types:													
1 Under 3 acres.....	443	1,035	32	377	9	510	400	386	283	974	1,041	503	361
2 3 to 9 acres.....	2,977	5,002	509	3,579	15	12,030	4,455	15,949	10,561	6,185	6,503	16,639	12,076
3 10 to 19 acres.....	2,162	3,942	672	4,042	24	18,362	5,354	36,092	22,256	15,478	8,554	24,721	28,434
4 20 to 49 acres.....	3,940	8,556	1,057	7,549	27	39,500	12,744	93,747	60,565	39,308	18,127	52,013	73,269
5 50 to 99 acres.....	9,726	18,209	2,680	9,233	3	39,059	22,928	70,653	32,223	66,564	9,811	64,220	61,375
6 100 to 174 acres.....	40,725	41,670	2,223	10,099	1	30,441	17,474	34,742	14,883	36,269	5,871	46,348	37,193
7 175 to 259 acres.....	22,749	25,108	742	4,243	2	12,140	6,684	9,385	4,766	12,399	2,027	14,503	11,606
8 260 to 499 acres.....	27,626	37,889	349	2,166	1	8,400	4,074	4,784	3,293	7,800	1,600	7,231	6,208
9 500 to 999 acres.....	9,964	14,861	48	370	1	2,418	1,090	1,067	1,125	2,583	535	1,360	1,276
10 1,000 to 4,999 acres.....	5,315	4,421	8	63		621	312	206	405	789	236	276	242
11 5,000 to 9,999 acres.....	333	153		1		7	4	3	18	38	10	2	5
12 10,000 acres and over.....	162	65		1		4	2	2	6	21	17		1
General farms:													
13 Under 3 acres.....	78	104	1	1		23	32	12	22	34	21	30	20
14 3 to 9 acres.....	494	678	51	327		703	253	660	442	299	291	952	839
15 10 to 19 acres.....	472	752	103	610		1,693	404	1,684	1,020	732	500	2,248	2,634
16 20 to 49 acres.....	1,097	2,218	441	1,850		6,169	1,997	6,400	1,876	3,999	2,691	8,411	10,933
17 50 to 99 acres.....	2,272	5,901	912	2,909		9,237	5,060	8,825	1,723	4,700	2,211	16,470	10,044
18 100 to 174 acres.....	8,538	18,778	943	3,339		9,266	5,341	6,244	1,377	3,611	1,631	12,924	11,471
19 175 to 259 acres.....	4,019	7,162	329	1,399		4,041	2,137	1,967	541	1,614	688	3,889	3,637
20 260 to 499 acres.....	4,023	6,137	153	664		2,506	1,216	1,027	417	1,209	426	1,709	1,952
21 500 to 999 acres.....	1,293	1,062	11	97		583	213	232	184	154	125	247	322
22 1,000 to 4,999 acres.....	494	193	1	13		97	43	45	65	82	18	42	35
23 5,000 to 9,999 acres.....	4	2		1		1			1	2	1		
24 10,000 acres and over.....	1								2	1			
Cash-grain farms:													
25 Under 3 acres.....	4	8	2	1		3	5	10	51			18	52
26 3 to 9 acres.....	79	118	6	10		82	19	73	101	35	9	288	402
27 10 to 19 acres.....	605	825	23	66		273	41	239	189	113	50	639	1,303
28 20 to 49 acres.....	3,024	3,084	40	280		366	100	268	110	71	38	631	909
29 50 to 99 acres.....	15,511	11,783	105	761		484	134	201	82	33	23	555	725
30 100 to 174 acres.....	8,932	8,841	112	575		293	87	115	35	21	4	294	359
31 175 to 259 acres.....	10,695	20,712	56	387		268	58	73	34	18	6	224	251
32 260 to 499 acres.....	3,421	9,852	10	49		75	12	15	11	6	2	61	55
33 500 to 999 acres.....	1,077	2,638	1	6		24	2	2	13	3	1	11	4
34 1,000 to 4,999 acres.....	13	21											
35 5,000 to 9,999 acres.....	1	7											
36 10,000 acres and over.....									2				
Cotton farms:													
37 Under 3 acres.....								1		0			1
38 3 to 9 acres.....						129		2,353	5,575	2,748	86	10	1,095
39 10 to 19 acres.....						842		9,794	14,620	10,593	175	80	9,601
40 20 to 49 acres.....		20				1,203		31,399	48,202	71,469	2,624	313	29,110
41 50 to 99 acres.....		27				917		21,336	24,865	50,359	1,602	116	14,249
42 100 to 174 acres.....		11				550		8,880	10,533	24,420	802	36	6,137
43 175 to 259 acres.....		4				185		2,098	3,198	7,317	224	15	1,508
44 260 to 499 acres.....						96		1,018	2,063	3,998	121	3	663
45 500 to 999 acres.....						33		195	663	1,139	28	2	88
46 1,000 to 4,999 acres.....						3		42	299	299	11		23
47 5,000 to 9,999 acres.....									5				1
48 10,000 acres and over.....													
Crop-specialty farms:													
49 Under 3 acres.....			1	2		41	1	94	10	15	2	158	93
50 3 to 9 acres.....	48	38	13	194		1,877	35	6,151	948	218	68	5,187	1,744
51 10 to 19 acres.....	54	55	14	443		3,852	91	10,620	3,314	735	201	8,943	3,766
52 20 to 49 acres.....	154	183	92	911		9,008	213	38,216	6,516	6,539	1,222	15,290	6,069
53 50 to 99 acres.....	609	243	151	1,336		9,450	403	25,999	3,160	5,475	979	17,093	5,355
54 100 to 174 acres.....	1,086	417	111	1,637		7,392	423	12,035	1,394	3,669	635	12,842	3,975
55 175 to 259 acres.....	335	196	19	618		2,459	132	3,053	885	1,471	257	3,995	1,232
56 260 to 499 acres.....	453	337	14	357		1,325	67	1,404	290	1,004	222	1,346	560
57 500 to 999 acres.....	219	138	2	65		298	13	282	80	343	89	243	104
58 1,000 to 4,999 acres.....	147	42	4	8		46	2	50	43	102	29	39	16
59 5,000 to 9,999 acres.....	6								4	4	4		
60 10,000 acres and over.....	2					1				2	2		
Fruit farms:													
61 Under 3 acres.....	7	4		1		2	1	1		2	215	2	
62 3 to 9 acres.....	46	69	13	95		120	10	116	5	93	2,323	30	41
63 10 to 19 acres.....	37	100	44	177		153	41	241	10	54	3,611	51	87
64 20 to 49 acres.....	37	162	122	325		451	150	460	50	187	4,333	137	240
65 50 to 99 acres.....	33	138	199	278		612	183	362	50	208	1,688	175	354
66 100 to 174 acres.....	9	30	137	140		927	251	283	23	306	1,828	122	225
67 175 to 259 acres.....	5	30	31	65		337	101	94	10	210	271	30	90
68 260 to 499 acres.....	4	21	10	30		283	110	78	10	219	106	13	63
69 500 to 999 acres.....		6	6	17		86	32	35	5	157	98	3	15
70 1,000 to 4,999 acres.....		2		3		30	9		4	76	67	1	4
71 5,000 to 9,999 acres.....										5	3		
72 10,000 acres and over.....											3		
Truck farms:													
73 Under 3 acres.....	2	14		2	2	8	5	10	2	5	200	6	6
74 3 to 9 acres.....	96	108	42	256	9	190	26	137	152	82	1,452	135	165
75 10 to 19 acres.....	75	148	30	588	19	315	36	225	205	194	1,366	152	233
76 20 to 49 acres.....	30	175	208	1,069	17	989	69	395	312	640	1,887	243	636
77 50 to 99 acres.....	35	90	282	907		67	67	247	208	524	945	102	384
78 100 to 174 acres.....	11	24	186	630	1	327	39	131	136	331	503	59	104
79 175 to 259 acres.....	3	6	44	231		115	15	48	66	156	170	23	38
80 260 to 499 acres.....	7	3	20	117		58	6	27	73	135	132	5	17
81 500 to 999 acres.....		2	4	29		17	1	4	23	44	35	1	9
82 1,000 to 4,999 acres.....			1	5		3			2	0	23		1
83 5,000 to 9,999 acres.....						1			1				1
84 10,000 acres and over.....											1		

AGRICULTURE—UNITED STATES SUMMARY, BY TYPE OF FARM

1930, BY DIVISIONS AND STATES—Continued

section beginning on p. 50. See NOTE, bottom of p. 8]

EAST SOUTH CENTRAL DIVISION—Continued		WEST SOUTH CENTRAL DIVISION				MOUNTAIN DIVISION								PACIFIC DIVISION		
ALABAMA	MISSISSIPPI	ARKANSAS	LOUISIANA	OKLAHOMA	TEXAS	MON-TANA	IDAHO	WYO-MING	COLO-RADO	NEW MEXICO	ARIZONA	UTAH	NEVADA	WASH-INGTON	OREGON	CALI-FORNIA
Number	Number	Number	Number	Number	Number	Number	Number	Number	Number	Number	Number	Number	Number	Number	Number	Number
362	370	438	049	901	2,036	227	502	125	895	1,244	1,707	1,883	72	1,732	790	7,837
9,367	13,304	7,803	8,727	3,613	10,968	684	1,983	175	3,268	3,804	1,505	2,488	100	9,776	5,150	18,933
25,970	75,167	35,981	33,669	5,742	27,817	558	1,830	132	2,566	3,525	1,411	2,494	166	10,376	5,541	21,082
110,973	127,663	92,285	72,122	20,120	112,112	1,322	6,844	459	4,307	3,988	2,040	6,157	479	15,982	9,904	33,632
58,564	43,546	47,739	21,885	44,737	118,489	1,968	8,810	905	5,655	2,362	1,661	5,161	515	8,967	8,479	15,632
27,316	25,591	26,213	10,068	61,726	102,967	5,128	8,253	2,087	9,796	3,150	1,784	3,719	548	7,330	8,246	10,823
8,203	7,967	8,393	2,920	10,944	37,525	2,388	3,298	988	3,754	1,045	409	1,600	223	2,651	3,541	4,760
5,149	5,388	4,826	2,421	20,221	31,847	10,810	4,970	2,828	12,264	3,600	663	1,745	386	4,288	4,441	6,556
1,474	1,589	1,042	920	5,367	13,586	11,915	2,620	3,574	8,506	3,307	613	1,002	300	3,258	2,920	4,598
590	569	318	580	1,578	8,731	9,442	1,142	3,274	4,639	2,404	435	664	363	2,528	2,591	4,142
23	14	4	25	121	1,384	595	54	417	413	102	102	72	45	110	197	148
4	2	10	78	1,324	360	24	330	181	493	161	46	64	62	149	293	12
12	15	32	19	72	108	16	49	11	78	8	17	33	6	95	50	100
403	333	343	327	434	869	99	266	21	262	207	85	200	13	588	443	360
376	992	806	922	985	1,489	86	304	21	306	447	132	400	24	834	702	452
4,659	3,363	5,098	3,246	3,935	4,979	240	1,488	63	756	500	306	1,512	95	1,794	1,869	1,073
3,613	3,793	7,333	1,975	8,534	7,873	408	1,758	140	893	311	128	1,381	88	1,240	2,104	602
2,416	3,573	6,455	1,110	13,639	8,744	956	1,002	355	1,305	417	163	945	85	1,250	2,023	917
987	1,325	2,254	347	4,336	4,021	480	617	144	619	151	44	410	36	481	981	321
705	880	1,248	250	4,124	3,516	1,511	800	591	2,333	557	61	341	52	573	1,053	479
192	203	196	78	760	1,036	1,230	265	769	1,465	427	39	126	28	240	308	366
55	36	24	26	103	175	589	58	384	461	184	14	46	12	65	139	115
2	1	1	1	3	1	5	1	2	3	5	1	1	1	1	1	2
7	18	48	18	2	238	4	7	1	32	233	2	10	3	8	8	25
36	28	213	901	1,216	990	71	432	33	249	243	14	43	3	36	59	59
17	4	180	924	1,320	1,067	100	850	65	358	182	40	284	8	214	260	860
12	3	299	708	2,431	1,039	1,039	1,590	132	900	915	33	208	8	385	477	407
9	2	204	422	1,014	881	1,083	65	466	301	101	4	208	3	705	792	554
8	3	394	550	3,832	5,091	2,145	469	3,289	809	10	10	230	5	561	481	395
1	3	182	261	2,716	3,254	7,115	1,270	2,648	572	221	4	170	4	2,021	964	817
1	1	38	81	567	1,298	4,547	471	1,054	272	10	1	100	1	2,451	964	857
1	1	2	2	9	9	10	4	1	5	2	1	1	1	1,053	977	822
2	0	4	5	6	6	10	7	1	2	1	1	1	1	45	31	36
5,848	9,806	5,113	4,610	555	3,434	200	470	78	200	78	221	221	221	33	37	37
21,280	70,200	32,145	28,005	2,250	19,275	470	221	221	884	883	883	883	883	130	130	130
98,185	117,010	77,511	50,383	16,218	94,105	566	657	657	566	657	657	657	657	1,057	705	705
49,711	34,340	31,051	14,433	24,848	98,548	377	496	496	377	496	496	496	496	500	41	41
21,415	18,101	15,709	5,849	30,093	82,091	121	147	147	121	147	147	147	147	162	162	162
5,040	5,114	3,063	1,415	9,436	27,310	142	164	164	142	164	164	164	164	217	217	217
3,844	3,284	1,975	960	4,641	18,544	68	67	67	68	67	67	67	67	111	111	111
814	965	448	298	680	4,397	20	32	32	20	32	32	32	32	48	48	48
286	356	179	109	88	1,080	1	1	1	1	1	1	1	1	5	5	5
9	6	3	8	34	1,080	1	1	1	1	1	1	1	1	3	3	3
1	1	3	3	16	16	1	1	1	1	1	1	1	1	3	3	3
43	42	28	96	33	99	34	103	3	102	180	24	98	1	130	77	312
105	108	55	342	60	208	74	209	17	208	309	44	295	33	308	143	783
1,028	239	181	2,068	361	789	252	2,138	140	991	671	174	1,356	106	1,177	525	2,575
701	187	176	1,701	676	869	510	3,578	462	2,398	528	106	1,091	129	934	660	1,742
436	163	160	1,708	378	749	1,075	2,595	792	4,089	710	167	600	132	626	642	1,352
142	60	72	237	303	308	443	789	340	1,326	237	50	210	53	222	278	607
126	70	61	183	370	251	815	659	523	2,780	837	60	195	78	233	327	872
31	22	20	120	125	65	516	194	367	1,250	619	16	66	46	81	170	433
8	7	4	174	25	21	357	59	180	499	187	10	31	67	35	114	186
1	1	3	7	1	1	19	2	11	6	5	2	2	4	4	4	8
1	1	3	1	6	6	6	3	3	6	2	2	3	3	1	2	59
2	3	4	68	23	2	4	4	32	8	7	27	250	41	600	60	60
44	28	78	1,400	26	336	29	193	1	455	81	97	224	250	2,353	724	8,018
116	43	163	1,430	54	561	32	283	1	456	76	181	257	257	2,052	1,258	12,722
338	123	917	1,458	138	744	55	480	1	492	103	142	208	3	2,788	2,003	18,590
250	101	1,050	438	168	392	32	194	2	200	69	42	104	1	301	1,091	6,285
122	70	676	211	182	257	28	93	87	52	34	45	7	7	406	656	2,917
35	29	190	38	30	95	11	26	1	33	12	9	20	1	141	220	1,005
31	21	86	28	23	92	8	24	1	17	13	15	9	3	110	207	1,039
3	8	5	6	4	30	4	6	1	7	8	4	4	4	43	77	440
3	8	5	7	3	28	1	4	1	8	1	2	18	29	262	69	69
1	1	1	1	1	1	1	1	1	1	1	1	1	1	1	1	70
1	40	9	35	5	38	3	9	2	58	3	5	4	50	15	100	72
97	933	95	231	59	486	33	41	7	454	338	34	153	5	386	191	1,054
147	989	119	314	75	841	20	45	9	489	199	54	200	5	364	262	1,389
322	948	376	633	163	1,022	21	71	6	530	108	92	245	12	324	301	1,968
187	615	242	237	116	1,285	8	24	2	272	26	88	69	0	99	106	926
109	439	164	65	89	661	25	8	7	220	30	108	29	7	42	45	607
38	177	49	38	12	203	8	5	1	56	5	21	5	11	16	11	244
14	105	22	16	10	143	14	12	1	80	13	27	4	4	8	8	236
4	15	6	4	2	53	12										

STATE TABLE V.—TYPE OF FARM, BY SIZE,

[This table is presented in two sections, the first

TYPE AND SIZE (See definitions in Introduction)	UNITED STATES	GEOGRAPHIC DIVISIONS										NEW ENGLAND DIVISION	
		NEW ENGLAND	MIDDLE ATLANTIC	EAST NORTH CENTRAL	WEST NORTH CENTRAL	SOUTH ATLANTIC	EAST SOUTH CENTRAL	WEST SOUTH CENTRAL	MOUNTAIN	PACIFIC	MAINE	NEW HAMPSHIRE	
		Number	Number	Number	Number	Number	Number	Number	Number	Number	Number	Number	
Dairy farms:													
Under 3 acres.....	2,832	148	125	241	460	294	113	623	203	530	21	12	
3 to 9 acres.....	8,241	578	634	1,610	1,540	532	433	800	733	1,381	93	43	
10 to 19 acres.....	12,915	1,147	1,473	2,867	1,837	787	643	805	896	2,400	107	95	
20 to 49 acres.....	62,722	4,188	8,351	22,046	8,285	2,523	2,553	2,257	2,914	9,605	573	371	
50 to 99 acres.....	170,622	9,241	32,260	80,892	23,907	4,769	4,600	3,603	2,965	8,385	1,936	933	
100 to 174 acres.....	218,216	12,685	47,100	80,331	39,776	5,852	4,630	4,471	2,915	6,458	2,432	1,340	
175 to 259 acres.....	80,569	6,713	18,850	27,519	17,159	2,673	1,917	1,942	1,190	2,597	934	818	
260 to 499 acres.....	43,626	4,283	8,517	9,964	11,145	1,621	1,234	1,902	2,249	2,711	457	561	
500 to 999 acres.....	8,036	743	846	760	1,678	480	285	535	1,342	1,367	93	131	
1,000 to 4,999 acres.....	2,018	96	80	91	298	113	66	161	501	603	8	22	
5,000 to 9,999 acres.....	32		1		3		2	3	8	15			
10,000 acres and over.....	8			1				1	4	2			
Animal-specialty farms:													
Under 3 acres.....	65	1		6	20	11	1	9	7	10			
3 to 9 acres.....	1,150	43	27	267	473	70	38	66	108	58	2	1	
10 to 19 acres.....	4,785	97	103	1,208	1,692	338	520	351	262	214	8	12	
20 to 49 acres.....	20,860	219	365	6,050	1,532	2,277	1,310	994	634	58	31	63	
50 to 99 acres.....	69,133	400	1,092	23,539	30,563	3,031	5,447	2,327	1,555	779	171	69	
100 to 174 acres.....	103,965	594	1,449	40,976	100,904	4,609	7,484	3,898	2,913	1,078	231	63	
175 to 259 acres.....	90,770	303	703	21,658	62,851	3,204	4,018	2,073	1,388	572	102	43	
260 to 499 acres.....	40,403	240	340	13,722	61,974	3,321	3,297	3,115	3,412	982	89	36	
500 to 999 acres.....	24,713	72	79	1,921	15,707	1,190	921	1,520	2,700	543	33	17	
1,000 to 4,999 acres.....	7,048	24	11	201	4,192	309	222	569	1,200	254	4	3	
5,000 to 9,999 acres.....	130			4	72	6	5	16	17	10			
10,000 acres and over.....	20				7	5		3	2	2			
Stock ranches:													
Under 3 acres.....	3,442				6	40	7	70	3,094	255			
3 to 9 acres.....	893				3	10		17	859	4			
10 to 19 acres.....	664				3	23		19	605	13			
20 to 49 acres.....	776				15	57		76	559	66			
50 to 99 acres.....	937				35	113		159	523	98			
100 to 174 acres.....	3,263			2	197	299	29	663	1,612	471			
175 to 259 acres.....	2,783		10	5	192	413	174	837	843	300			
260 to 499 acres.....	10,005		13	12	2,279	686	288	2,579	3,107	1,071			
500 to 999 acres.....	14,978		4	8	3,275	524	242	3,608	5,458	1,799			
1,000 to 4,999 acres.....	25,144		3	14	5,088	303	180	6,143	10,054	3,359			
5,000 to 9,999 acres.....	4,309				554	12	5	1,380	1,777	375			
10,000 acres and over.....	3,716			1	285	14		1,364	1,585	467			
Poultry farms:													
Under 3 acres.....	12,503	752	1,685	730	903	735	104	373	1,007	6,214	60	73	
3 to 9 acres.....	26,746	1,620	4,569	4,230	3,897	1,934	424	1,111	1,302	7,599	178	133	
10 to 19 acres.....	21,225	1,395	4,079	4,045	2,778	1,839	499	911	767	4,912	159	205	
20 to 49 acres.....	36,321	2,343	6,098	6,543	5,849	3,785	1,114	1,841	971	4,779	449	382	
50 to 99 acres.....	35,090	2,036	5,913	10,513	7,821	3,281	1,043	2,150	563	1,759	603	374	
100 to 174 acres.....	24,135	1,284	3,128	6,074	7,302	2,169	621	1,926	524	1,047	451	263	
175 to 259 acres.....	6,362	301	622	1,270	2,158	638	188	649	160	348	111	95	
260 to 499 acres.....	3,365	179	295	368	1,075	331	76	423	363	343	51	48	
500 to 999 acres.....	569	28	20	16	83	65	18	93	169	107	4	8	
1,000 to 4,999 acres.....	133	4	4	5	8	12	3	17	30	44	1	1	
5,000 to 9,999 acres.....	6					1		1	1	1			
10,000 acres and over.....	2							2	1	1			
Self-sufficing farms:													
Under 3 acres.....	1,613	50	78	109	317	274	145	371	111	158	3	6	
3 to 9 acres.....	44,500	897	2,518	5,065	5,151	11,622	11,302	4,080	2,053	1,812	217	92	
10 to 19 acres.....	60,360	1,096	3,037	5,226	4,117	15,443	19,623	5,860	1,398	1,585	260	132	
20 to 49 acres.....	144,600	2,587	6,542	16,539	11,783	42,754	44,832	15,600	1,686	2,196	808	384	
50 to 99 acres.....	135,051	3,391	7,313	10,025	12,822	38,463	41,418	13,289	1,114	1,246	1,466	554	
100 to 174 acres.....	80,533	2,204	3,833	7,656	10,814	21,097	22,493	9,146	1,808	1,482	913	439	
175 to 259 acres.....	19,403	632	744	1,307	2,472	5,713	5,442	2,201	432	375	237	154	
260 to 499 acres.....	9,428	201	233	379	1,453	2,623	1,630	1,269	1,050	339	71	47	
500 to 999 acres.....	2,178	31	21	28	204	453	374	103	720	110	3	10	
1,000 to 4,999 acres.....	277	4	3	3	40	79	56	32	46	8			
5,000 to 9,999 acres.....	5					1		1	2				
10,000 acres and over.....	2							2					
Abnormal farms:													
Under 3 acres.....	12,350	477	1,011	1,066	1,858	1,883	826	2,148	1,286	1,804	66	38	
3 to 9 acres.....	85,206	3,149	8,528	15,198	11,342	17,160	10,744	6,268	4,467	8,323	735	326	
10 to 19 acres.....	64,809	2,673	7,374	11,290	6,080	9,430	4,767	2,508	5,417	805	310	110	
20 to 49 acres.....	93,723	5,061	9,905	20,385	8,738	20,411	14,161	6,920	2,764	5,378	1,695	678	
50 to 99 acres.....	63,253	5,245	8,520	13,284	6,790	13,059	9,307	4,179	1,627	2,273	806	306	
100 to 174 acres.....	38,032	3,665	4,560	5,633	4,584	7,021	5,003	2,875	2,550	1,532	604	244	
175 to 259 acres.....	11,136	1,310	1,224	1,231	1,202	2,455	1,621	892	626	505	200	244	
260 to 499 acres.....	9,283	1,330	1,011	646	1,071	1,840	1,195	734	1,600	707	272	200	
500 to 999 acres.....	4,180	311	198	185	408	604	434	268	1,288	364	107	80	
1,000 to 4,999 acres.....	1,867	136	104	97	182	374	207	159	419	170	41	37	
5,000 to 9,999 acres.....	106	4		5	8	25	9	15	20	11	2	1	
10,000 acres and over.....	63		1	2	5	19	3	5	19	9			

STATE TABLE V.—TYPE OF FARM, BY SIZE,

[This table is presented in two sections, the first

TYPE AND SIZE (See definitions in Introduction)	WEST NORTH CENTRAL DIVISION—Continued		SOUTH ATLANTIC DIVISION										EAST SOUTH CENTRAL DIVISION	
	NEBRASKA	KANSAS	DELAWARE	MARYLAND	DIST. OF COLUMBIA	VIRGINIA	WEST VIRGINIA	NORTH CAROLINA	SOUTH CAROLINA	GEORGIA	FLORIDA	KENTUCKY	TENNESSEE	
	Number	Number	Number	Number	Number	Number	Number	Number	Number	Number	Number	Number	Number	
Dairy farms:														
Under 3 acres.....	44	119		0		35	32	22	46	121	30	15	23	
3 to 9 acres.....	162	274	3	34		76	92	73	55	116	113	127	156	
10 to 19 acres.....	142	268	8	69		94	74	139	91	144	168	209	208	
20 to 49 acres.....	259	600	55	463		346	291	434	234	445	255	862	901	
50 to 99 acres.....	310	1,338	192	1,442		807	807	770	191	550	184	1,913	1,623	
100 to 174 acres.....	539	2,161	240	2,327		899	913	623	197	543	110	1,734	1,726	
175 to 259 acres.....	267	993	106	920		540	392	259	93	304	59	677	709	
260 to 499 acres.....	396	770	56	331		482	190	161	98	255	48	310	402	
500 to 999 acres.....	236	98	6	50		169	52	38	36	100	29	50	66	
1,000 to 4,999 acres.....	129	8		7		39	9	6	12	34	6	4	12	
5,000 to 9,999 acres.....	1												1	
10,000 acres and over.....														
Animal-specialty farms:														
Under 3 acres.....	1	9		1						1	9		1	
3 to 9 acres.....	77	100		3		12		13	1	18	13	10	20	
10 to 19 acres.....	232	245	1	21		96	5	59	25	58	55	227	244	
20 to 49 acres.....	307	1,017	2	44		325	204	301	70	213	373	938	1,002	
50 to 99 acres.....	2,016	3,466	13	83		895	867	499	87	203	374	2,543	2,574	
100 to 174 acres.....	14,002	9,896	11	163		1,588	1,604	533	70	261	370	3,852	3,254	
175 to 259 acres.....	8,841	6,881	6	119		1,222	1,133	280	38	219	188	1,998	1,800	
260 to 499 acres.....	11,695	8,868	3	109		1,568	980	231	57	217	156	1,629	1,395	
500 to 999 acres.....	4,257	2,918	2	27		647	251	48	36	120	59	355	392	
1,000 to 4,999 acres.....	1,810	690		7		142	48	20	20	51	21	68	80	
5,000 to 9,999 acres.....	41	10				2		1		3	3		1	
10,000 acres and over.....	4	1					1			4				
Stock ranches:														
Under 3 acres.....	1	1									40			
3 to 9 acres.....		3									10			
10 to 19 acres.....	1	2				2				1			1	
20 to 49 acres.....	3	11									52		2	
50 to 99 acres.....	8	23				11	43	4			55	1	7	
100 to 174 acres.....	17	120				17	215	13	1	6	47	5	15	
175 to 259 acres.....	16	102				70	296	13	2	6	26	136	9	
260 to 499 acres.....	105	504				132	444	30	3	28	49	161	14	
500 to 999 acres.....	416	700				105	314	51	3	13	38	82	4	
1,000 to 4,999 acres.....	1,610	915				78	162	16	7	21	29	23	1	
5,000 to 9,999 acres.....	265	118					4		3	1	4			
10,000 acres and over.....	162	57				3	4		2	4	5			
Poultry farms:														
Under 3 acres.....	108	239	24	173	2	119	37	47	32	57	244	23	20	
3 to 9 acres.....	389	806	174	480	2	441	127	121	65	119	405	120	170	
10 to 19 acres.....	220	557	229	301	1	458	118	118	42	99	413	135	235	
20 to 49 acres.....	228	985	628	830		1,008	341	260	81	170	458	316	478	
50 to 99 acres.....	169	1,541	578	597		905	485	309	74	153	120	347	477	
100 to 174 acres.....	177	1,498	289	365		736	392	164	62	79	91	229	269	
175 to 259 acres.....	67	493	56	76		280	113	30	20	29	26	76	62	
260 to 499 acres.....	48	276	16	33		142	64	18	15	27	16	17	32	
500 to 999 acres.....	16	20	3	5		30	5	4	5	8	5	4		
1,000 to 4,999 acres.....	5	1		1		2	3			1	5			
5,000 to 9,999 acres.....										1				
10,000 acres and over.....										1				
Self-sufficing farms:														
Under 3 acres.....	28	66	1	20	3	44	58	23	31	70	24	43	32	
3 to 9 acres.....	632	747	49	618		3,295	1,618	3,224	1,260	1,025	593	5,589	3,430	
10 to 19 acres.....	362	532	71	737		6,100	2,493	4,977	1,517	1,643	910	8,770	7,222	
20 to 49 acres.....	425	1,141	210	958		13,635	8,357	11,160	1,911	3,749	2,774	16,567	17,449	
50 to 99 acres.....	391	1,436	214	761		11,658	11,255	9,218	1,170	3,038	1,154	20,700	15,676	
100 to 174 acres.....	502	1,222	100	480		6,492	6,389	4,267	680	2,111	573	11,800	7,666	
175 to 259 acres.....	120	250	20	121		1,816	1,709	1,019	235	654	138	2,760	1,734	
260 to 499 acres.....	37	119	4	48		396	620	457	127	403	73	909	506	
500 to 999 acres.....	28	18	1	4		182	107	59	42	59	4	197	88	
1,000 to 4,999 acres.....	8	1				31	16	17	5	10		31	18	
5,000 to 9,999 acres.....	1							1					1	
10,000 acres and over.....														
Abnormal farms:														
Under 3 acres.....	174	470	5	168	2	238	234	170	141	663	250	226	165	
3 to 9 acres.....	1,039	2,171	102	1,571	4	5,199	2,305	3,191	2,006	1,467	1,255	4,461	3,705	
10 to 19 acres.....	438	1,137	111	1,046	4	5,165	2,055	2,902	1,311	1,220	1,126	3,618	3,641	
20 to 49 acres.....	314	1,176	176	1,033	10	6,343	4,089	4,423	1,124	1,805	1,408	5,328	5,066	
50 to 99 acres.....	199	829	90	580	2	3,669	3,593	2,829	592	1,187	511	4,069	3,143	
100 to 174 acres.....	233	567	51	300	1	2,093	1,768	1,328	388	843	249	2,130	1,566	
175 to 259 acres.....	94	150	14	132	2	782	509	400	142	398	76	580	479	
260 to 499 acres.....	152	142	8	90	1	644	319	260	116	347	55	345	363	
500 to 999 acres.....	70	77	3	30	1	223	90	104	67	163	23	115	132	
1,000 to 4,999 acres.....	35	51	1	15		120	23	42	4	101	26	57	48	
5,000 to 9,999 acres.....	2	2				3				1	11	6	2	
10,000 acres and over.....	2						1		2	10	6		1	

AGRICULTURE—UNITED STATES SUMMARY, BY TYPE OF FARM

1930, BY DIVISIONS AND STATES—Continued

section beginning on p. 46. See NOTE, bottom of p. 8]

EAST SOUTH CENTRAL DIVISION—Con.		WEST SOUTH CENTRAL DIVISION				MOUNTAIN DIVISION								PACIFIC DIVISION		
ALA-BAMA	MISSISSIPPI	ARKAN-SAS	LOUISI-ANA	OKLA-HOMA	TEXAS	MON-TANA	IDAHO	WYO-MING	COLO-RADO	NEW MEXICO	ARIZONA	UTAH	NEVADA	WASHING-TON	OREGON	CALI-FORNIA
Number	Number	Number	Number	Number	Number	Number	Number	Number	Number	Number	Number	Number	Number	Number	Number	Number
29	46	41	110	152	325	22	56	10	100	8	10	78	3	57	80	393
50	99	98	88	180	434	37	270	15	155	33	49	168	8	436	276	669
90	136	121	103	161	430	52	332	5	149	36	68	247	7	998	491	916
294	496	460	207	491	1,039	167	1,090	25	333	66	215	935	83	3,856	1,584	4,165
293	771	755	322	999	1,527	1,527	987	80	381	51	182	936	145	3,160	2,006	3,219
313	857	664	243	1,780	1,784	498	772	173	575	86	123	576	112	2,387	1,827	2,242
165	306	227	113	608	994	230	272	90	286	33	25	209	45	767	766	1,064
195	327	132	98	661	1,011	509	354	193	305	138	35	143	62	727	718	1,266
76	93	23	33	118	361	295	121	154	530	124	25	69	24	250	815	802
34	16	4	16	24	117	110	22	61	215	61	13	9	10	89	87	427
				1	1	2	1		4	1				1		14
				1				1	1	2						2
		3		1	5	2	1		3		1			4	2	4
2	6	8	11	16	31	4	10	2	34	32	12	13	1	15	9	34
24	26	40	75	95	132	14	43	3	56	67	27	40	3	67	32	115
133	114	234	215	379	482	47	223	21	179	112	77	313	22	142	172	320
197	133	353	190	983	801	97	431	70	468	99	66	597	27	194	282	303
187	191	542	166	2,088	1,102	300	547	198	1,085	139	78	539	27	279	457	842
96	124	303	67	971	732	164	298	137	474	53	13	233	16	131	250	191
133	135	320	77	1,653	1,065	723	444	370	1,403	153	31	259	23	208	403	371
108	66	92	37	751	640	783	256	442	1,044	117	11	93	14	120	215	208
49	25	17	11	313	228	341	90	206	543	67		10	3	79	58	117
3	1			7	8	5		3	8				1	2	2	6
1				1	2				2					1		1
7		2	11	3	54	74	175	34	110	669	1,305	364	37	24	91	140
			7		10	3	12	1	14	283	506	37	3	1		8
			4		15		7	1	8	227	331	29	2	3		26
1		2	20	2	52	14	15	6	57	187	195	70	0	7	17	42
1			22	2	135	28	36	11	100	79	101	151	17	12	20	66
5	4	5	31	60	557	207	114	132	355	285	208	245	66	45	111	315
21	8	5	31	26	775	124	83	76	216	87	31	182	44	21	79	209
55	58	12	70	120	2,368	742	267	323	760	482	130	347	128	86	344	642
77	79	18	64	167	3,449	1,510	333	802	1,061	901	206	387	164	132	562	1,075
90	66	14	68	420	5,641	3,376	419	1,938	1,747	1,548	306	458	208	242	1,119	1,998
4	1		5	98	1,283	505	45	389	243	388	90	60	30	61	159	355
		2	69	1,293	328	24	327	169	480	152	45	60	60	55	146	266
44	17	14	11	103	240	28	58	20	240	14	92	531	18	741	199	5,274
31	53	87	61	340	623	69	137	18	488	46	177	390	38	2,325	600	4,014
88	41	102	51	250	508	22	102	14	244	35	108	220	21	1,960	575	2,377
220	94	316	80	547	898	46	152	21	206	39	88	353	61	2,339	740	1,008
164	60	274	40	674	1,168	31	126	33	109	20	45	150	43	777	397	585
85	38	170	25	676	1,046	58	103	29	127	27	52	93	30	322	285	440
31	14	50	3	163	430	23	40	3	40	11	10	28	6	94	103	151
16	11	18	4	127	274	61	47	38	119	22	28	40	10	54	162	187
9	6		1	23	69	27	15	28	39	23	18	14	5	17	23	67
2	1		1	15	6	6	3	5	11	5	6			7	30	46
				2	1			1							1	47
				1							1					48
37	33	52	70	104	145	5	10	1	10	20	32	15		53	40	56
1,403	880	928	860	683	1,595	79	198	13	221	1,208	124	190	9	735	654	423
2,053	1,578	1,478	1,452	1,000	1,930	55	147	24	122	819	83	146	13	714	538	333
4,447	3,379	5,173	2,693	4,103	3,721	136	255	43	227	585	156	253	31	943	820	433
2,570	2,407	4,616	1,128	4,484	3,061	160	224	39	206	239	78	148	20	468	510	268
1,579	1,388	3,561	543	3,075	1,962	402	819	95	364	364	144	92	28	501	579	402
491	427	853	142	569	637	96	70	25	98	84	20	30	9	120	138	117
237	228	404	58	364	393	314	54	125	273	219	31	28	7	76	103	160
67	22	24	9	51	79	151	23	166	151	179	35	19	5	19	52	39
7		9	3	4	16	7	2	6	1	28	1	1		2	4	58
										2						59
										2						60
228	267	277	320	455	1,096	75	130	46	236	223	233	330	8	449	203	1,092
1,394	1,124	1,024	953	1,232	3,039	207	746	83	1,075	865	377	1,002	22	2,798	2,117	3,408
1,184	1,037	895	823	909	2,140	190	338	48	496	581	198	602	55	2,145	1,476	1,766
1,904	1,873	1,804	1,153	1,567	2,391	273	500	100	497	490	224	628	52	2,398	1,619	1,361
960	1,135	1,109	475	1,191	1,404	251	362	91	292	242	123	244	27	897	828	524
638	759	799	245	848	953	545	505	174	599	342	193	197	50	704	824	534
243	314	220	67	203	402	126	115	51	140	90	35	59	10	147	234	164
230	267	154	79	193	308	452	176	194	410	215	71	75	16	182	255	279
86	101	42	39	64	153	263	112	257	246	267	82	41	20	75	140	149
52	50	23	23	35	78	109	14	73	98	68	39	5		29	60	90
4	3	1	1	5	8	3	1	4	3	6			1		11	70
1	1		2	2	1	5		3	2	8				1	2	72

STATE TABLE VI.—TYPE OF FARM, BY SPECIFIED VALUE OF FARM PRODUCTS SOLD,

[This table is presented in two sections, the second

TYPE, BY VALUE OF PRODUCTS (See definitions in Introduction)	UNITED STATES	GEOGRAPHIC DIVISIONS									NEW ENGLAND DIVISION	
		NEW ENGLAND	MIDDLE ATLANTIC	EAST NORTH CENTRAL	WEST NORTH CENTRAL	SOUTH ATLANTIC	EAST SOUTH CENTRAL	WEST SOUTH CENTRAL	MOUNTAIN	PACIFIC	MAINE	NEW HAMPSHIRE
		Number	Number	Number	Number	Number	Number	Number	Number	Number	Number	Number
All types:												
Under \$250.....	307, 517	9, 555	18, 980	44, 011	34, 217	89, 182	89, 880	70, 046	17, 907	19, 830	3, 808	965
\$250-\$399.....	518, 032	10, 351	22, 587	52, 982	42, 769	120, 848	132, 725	105, 200	14, 809	16, 221	3, 480	1, 809
\$400-\$599.....	766, 118	11, 847	30, 685	70, 644	66, 853	175, 764	200, 642	168, 804	17, 658	20, 221	4, 024	1, 671
\$600-\$999.....	1, 245, 684	18, 251	50, 624	144, 566	134, 801	205, 916	289, 440	270, 138	29, 744	31, 155	6, 276	2, 496
\$1,000-\$1,499.....	937, 810	15, 595	48, 011	152, 131	155, 010	165, 870	189, 450	178, 744	29, 650	28, 579	5, 147	1, 992
\$1,500-\$2,499.....	987, 163	19, 762	67, 014	218, 420	255, 606	113, 683	88, 245	137, 750	41, 892	41, 362	5, 513	2, 354
\$2,500-\$3,999.....	628, 006	16, 043	55, 607	149, 151	213, 524	41, 381	28, 073	60, 559	33, 970	38, 312	3, 923	1, 626
\$4,000-\$5,999.....	291, 112	9, 469	29, 306	59, 082	102, 660	15, 613	7, 605	28, 968	20, 280	22, 995	2, 312	858
\$6,000-\$9,999.....	147, 753	6, 392	14, 945	22, 010	47, 236	8, 803	3, 849	13, 188	15, 584	17, 806	1, 968	503
\$10,000-\$19,999.....	61, 606	3, 091	4, 561	5, 944	10, 543	4, 164	1, 671	6, 525	7, 357	11, 750	1, 201	202
\$20,000 and over.....	24, 981	1, 121	1, 240	1, 705	5, 769	1, 582	646	3, 035	3, 673	6, 241	352	70
General farms:												
Under \$250.....	21, 532	244	1, 122	3, 023	3, 161	4, 222	4, 324	3, 206	774	466	108	33
\$250-\$399.....	48, 046	789	2, 611	9, 870	7, 710	8, 387	9, 877	6, 823	1, 376	1, 103	295	125
\$400-\$599.....	109, 815	1, 602	6, 435	22, 530	19, 154	18, 183	21, 764	14, 909	2, 803	2, 135	705	200
\$600-\$999.....	200, 157	4, 341	17, 690	61, 457	51, 792	38, 970	41, 556	32, 401	7, 048	4, 902	1, 877	600
\$1,000-\$1,499.....	238, 716	4, 118	18, 273	67, 038	58, 992	28, 741	28, 415	23, 560	7, 185	4, 394	1, 916	547
\$1,500-\$2,499.....	224, 316	3, 495	18, 801	71, 804	71, 288	17, 814	14, 138	15, 037	8, 009	4, 340	1, 598	185
\$2,500-\$3,999.....	102, 272	1, 614	9, 964	30, 226	30, 226	5, 945	3, 377	4, 335	4, 517	2, 412	688	57
\$4,000-\$5,999.....	29, 550	610	3, 993	7, 437	11, 324	1, 896	791	940	1, 565	1, 018	221	18
\$6,000-\$9,999.....	8, 431	260	1, 718	3, 082	2, 692	638	247	272	561	390	61	13
\$10,000-\$19,999.....	1, 496	80	323	211	841	151	83	48	148	108	10	13
\$20,000 and over.....	233	18	32	26	43	22	20	10	21	41	2	1
Cash-grain farms:												
Under \$250.....	9, 509	238	1, 538	3, 186	3, 186	508	533	1, 564	1, 629	313	328	328
\$250-\$399.....	11, 984	271	2, 160	4, 322	4, 322	537	1, 110	1, 663	1, 603	328	406	406
\$400-\$599.....	18, 359	4	370	3, 226	7, 612	701	1, 204	2, 347	2, 339	406	4	4
\$600-\$999.....	42, 389	6	666	7, 283	20, 000	1, 284	1, 733	5, 334	4, 970	1, 104	4	5
\$1,000-\$1,499.....	57, 614	7	663	10, 230	30, 680	1, 069	1, 061	6, 330	6, 246	1, 339	2	2
\$1,500-\$2,499.....	109, 983	1	820	20, 254	64, 747	1, 243	803	9, 020	9, 569	2, 636	2	2
\$2,500-\$3,999.....	108, 205	2	440	23, 108	64, 589	970	355	8, 145	8, 215	3, 269	2	2
\$4,000-\$5,999.....	59, 080	7	111	12, 902	33, 848	431	125	5, 073	4, 606	2, 032	1	1
\$6,000-\$9,999.....	27, 620	3	22	4, 563	13, 830	127	40	3, 794	2, 514	2, 728	1	1
\$10,000-\$19,999.....	8, 204	1	3	576	3, 168	14	14	1, 828	755	1, 847	1	1
\$20,000 and over.....	1, 778	35	407	35	407	1	2	448	129	766	1	1
Cotton farms:												
Under \$250.....	95, 098	3	442	21, 674	27, 650	45, 193	103	33	33	33	33	33
\$250-\$399.....	164, 514	15	849	39, 828	53, 744	60, 885	153	40	40	40	40	40
\$400-\$599.....	298, 440	12	1, 412	70, 875	105, 704	120, 405	267	65	65	65	65	65
\$600-\$999.....	508, 173	28	3, 013	117, 156	183, 844	203, 368	570	104	104	104	104	104
\$1,000-\$1,499.....	307, 552	10	2, 668	99, 340	102, 650	131, 900	640	254	254	254	254	254
\$1,500-\$2,499.....	183, 825	5	3, 123	38, 268	46, 301	94, 490	1, 133	505	505	505	505	505
\$2,500-\$3,999.....	55, 502	1	1, 297	8, 432	7, 517	36, 765	994	556	556	556	556	556
\$4,000-\$5,999.....	16, 350	1	484	1, 861	1, 353	11, 591	629	432	432	432	432	432
\$6,000-\$9,999.....	6, 082	1	224	706	584	4, 437	579	412	412	412	412	412
\$10,000-\$19,999.....	2, 626	1	60	249	206	1, 429	388	293	293	293	293	293
\$20,000 and over.....	903	16	42	91	403	164	187	187	187	187	187	187
Crop-specialty farms:												
Under \$250.....	16, 197	872	1, 272	2, 256	1, 075	4, 102	3, 625	860	1, 393	752	373	80
\$250-\$399.....	26, 436	565	1, 257	2, 359	910	10, 203	7, 907	909	1, 623	703	193	114
\$400-\$599.....	47, 160	538	1, 398	3, 238	1, 041	21, 099	14, 790	1, 842	2, 112	994	223	63
\$600-\$999.....	97, 587	909	2, 542	6, 416	1, 783	50, 731	26, 499	2, 716	4, 156	1, 835	445	80
\$1,000-\$1,499.....	85, 039	938	2, 437	6, 337	1, 824	46, 320	18, 820	2, 327	4, 815	1, 812	513	52
\$1,500-\$2,499.....	77, 380	1, 509	3, 059	8, 353	2, 720	36, 015	3, 334	2, 310	7, 520	2, 545	1, 001	34
\$2,500-\$3,999.....	40, 667	1, 863	2, 727	5, 190	2, 781	11, 695	5, 050	1, 126	7, 900	2, 335	1, 350	24
\$4,000-\$5,999.....	20, 200	1, 692	1, 741	1, 873	2, 084	3, 284	1, 598	503	5, 816	1, 718	1, 183	15
\$6,000-\$9,999.....	12, 480	1, 718	1, 223	582	1, 302	1, 418	686	277	3, 838	1, 438	1, 377	7
\$10,000-\$19,999.....	5, 705	1, 224	546	150	457	623	214	158	1, 371	692	1, 011	5
\$20,000 and over.....	1, 920	412	162	37	87	201	49	161	292	548	287	2
Fruit farms:												
Under \$250.....	10, 727	48	347	547	147	2, 064	259	855	305	5, 555	29	4
\$250-\$399.....	7, 334	103	431	613	228	1, 579	194	710	224	3, 252	20	22
\$400-\$599.....	10, 424	184	728	961	412	1, 949	302	1, 364	307	4, 217	44	20
\$600-\$999.....	20, 748	460	1, 503	2, 132	380	3, 071	633	2, 913	694	7, 862	155	40
\$1,000-\$1,499.....	20, 084	447	1, 746	2, 123	762	3, 102	579	2, 387	805	8, 133	131	48
\$1,500-\$2,499.....	24, 481	530	2, 464	2, 490	780	3, 528	598	1, 851	966	11, 274	148	52
\$2,500-\$3,999.....	18, 727	850	2, 142	1, 750	413	2, 237	267	833	822	9, 913	87	31
\$4,000-\$5,999.....	11, 688	229	1, 260	967	194	1, 316	136	297	491	6, 818	37	22
\$6,000-\$9,999.....	8, 813	153	833	594	96	1, 090	61	145	308	5, 533	23	17
\$10,000-\$19,999.....	5, 598	108	410	262	42	742	42	74	189	3, 729	4	8
\$20,000 and over.....	2, 798	62	135	111	22	439	14	32	78	1, 900	2	2

AGRICULTURE—UNITED STATES SUMMARY, BY TYPE OF FARM

STATE TABLE VI.—TYPE OF FARM, BY SPECIFIED VALUE OF FARM PRODUCTS SOLD,

[This table is presented in two sections, the second

TYPE, BY VALUE OF PRODUCTS (See definitions in Introduction)	WEST NORTH CENTRAL DIVISION—Continued		SOUTH ATLANTIC DIVISION										EAST SOUTH CENTRAL DIVISION	
	NEBRASKA	KANSAS	DELAWARE	MARYLAND	DIST. OF COLUMBIA	VIRGINIA	WEST VIRGINIA	NORTH CAROLINA	SOUTH CAROLINA	GEORGIA	FLORIDA	KENTUCKY	TENNESSEE	
	Number	Number	Number	Number	Number	Number	Number	Number	Number	Number	Number	Number	Number	
All types:														
Under \$250.....	1,580	5,009	378	2,386	8	17,424	7,031	21,103	16,664	15,808	8,328	27,540	21,460	
\$250-\$399.....	2,554	6,623	442	3,289	8	22,026	11,784	20,828	18,678	27,365	7,328	37,995	32,225	
\$400-\$599.....	4,386	10,705	639	4,187	9	29,198	17,015	43,102	27,899	45,603	8,012	44,218	46,930	
\$600-\$999.....	10,635	22,605	1,369	6,705	9	40,551	21,359	72,458	42,270	71,228	10,991	64,368	65,134	
\$1,000-\$1,499.....	16,449	25,091	1,504	6,083	14	21,589	10,754	52,134	25,343	41,898	6,551	28,523	35,371	
\$1,500-\$2,499.....	33,173	35,882	2,147	7,470	11	16,841	5,950	36,171	14,391	25,221	5,481	20,935	20,480	
\$2,500-\$3,999.....	29,843	26,288	1,509	6,147	15	7,749	2,515	9,068	3,631	7,283	2,804	8,559	6,845	
\$4,000-\$5,999.....	14,995	13,481	720	3,261	7	3,675	1,010	2,292	1,020	2,168	1,560	3,143	2,254	
\$6,000-\$9,999.....	7,840	7,942	355	1,582	4	2,305	656	950	588	1,120	1,242	1,604	1,110	
\$10,000-\$19,999.....	3,308	3,790	120	490	3	1,212	316	356	307	523	837	659	457	
\$20,000 and over.....	1,458	1,505	86	125	3	412	131	114	93	191	477	263	139	
General farms:														
Under \$250.....	133	375	22	81	-----	758	152	1,078	672	978	481	1,688	1,410	
\$250-\$399.....	423	1,225	66	307	-----	1,764	705	2,074	1,020	1,514	868	3,691	3,615	
\$400-\$599.....	1,042	3,185	130	867	-----	4,416	2,117	4,418	1,505	2,991	1,739	8,080	8,642	
\$600-\$999.....	3,262	8,902	442	2,085	-----	10,615	5,847	9,266	2,319	5,411	2,985	14,885	16,654	
\$1,000-\$1,499.....	4,997	10,038	585	2,307	-----	8,352	4,762	6,175	1,213	3,284	1,660	10,458	10,263	
\$1,500-\$2,499.....	7,568	9,849	839	2,568	-----	5,747	2,453	3,110	626	1,883	948	5,961	5,614	
\$2,500-\$3,999.....	3,901	3,541	550	1,755	-----	1,647	524	653	179	474	163	1,604	1,291	
\$4,000-\$5,999.....	1,009	768	222	802	-----	370	97	155	56	162	42	417	281	
\$6,000-\$9,999.....	303	150	75	314	-----	103	30	24	18	62	12	136	79	
\$10,000-\$19,999.....	83	40	15	57	-----	31	7	3	12	23	3	48	29	
\$20,000 and over.....	19	4	1	8	-----	6	2	-----	1	2	2	8	9	
Cash-grain farms:														
Under \$250.....	215	773	7	6	-----	110	27	72	183	85	18	188	319	
\$250-\$399.....	455	1,065	9	307	-----	143	42	100	140	58	18	426	600	
\$400-\$599.....	989	1,955	22	77	-----	191	42	255	91	54	41	450	740	
\$600-\$999.....	3,002	5,089	60	210	-----	423	92	323	109	50	35	614	1,079	
\$1,000-\$1,499.....	5,594	7,447	73	304	-----	349	36	173	48	26	10	427	612	
\$1,500-\$2,499.....	13,015	14,282	108	516	-----	390	79	95	37	14	6	346	444	
\$2,500-\$3,999.....	12,113	13,277	80	590	-----	190	67	29	11	8	4	151	193	
\$4,000-\$5,999.....	5,448	7,720	44	294	-----	59	17	7	5	3	2	70	52	
\$6,000-\$9,999.....	2,044	4,291	13	92	-----	10	5	4	2	1	-----	29	19	
\$10,000-\$19,999.....	437	1,630	1	9	-----	3	1	-----	-----	-----	-----	12	2	
\$20,000 and over.....	52	260	-----	-----	-----	-----	-----	-----	-----	1	-----	2	-----	
Cotton farms:														
Under \$250.....	-----	8	-----	-----	-----	196	-----	4,148	8,870	7,941	519	10	1,908	
\$250-\$399.....	-----	4	-----	-----	-----	302	-----	7,318	12,854	18,524	830	25	5,570	
\$400-\$599.....	-----	15	-----	-----	-----	617	-----	12,894	20,907	35,120	1,328	50	12,684	
\$600-\$999.....	-----	28	-----	-----	-----	1,110	-----	23,245	33,591	57,523	1,687	148	22,924	
\$1,000-\$1,499.....	-----	4	-----	-----	-----	649	-----	10,272	10,751	31,859	779	169	12,703	
\$1,500-\$2,499.....	-----	2	-----	-----	-----	446	-----	10,398	10,707	16,345	372	132	5,847	
\$2,500-\$3,999.....	-----	1	-----	-----	-----	98	-----	2,278	2,288	3,685	83	33	1,004	
\$4,000-\$5,999.....	-----	-----	-----	-----	-----	32	-----	417	549	847	16	7	237	
\$6,000-\$9,999.....	-----	-----	-----	-----	-----	6	-----	110	279	364	7	-----	107	
\$10,000-\$19,999.....	-----	-----	-----	-----	-----	2	-----	25	96	125	1	1	22	
\$20,000 and over.....	-----	-----	-----	-----	-----	-----	-----	11	8	23	-----	-----	10	
Crop-specialty farms:														
Under \$250.....	48	54	1	38	-----	875	70	1,996	636	339	147	2,045	717	
\$250-\$399.....	85	73	5	149	-----	2,234	97	5,400	1,260	784	268	5,700	1,831	
\$400-\$599.....	90	91	15	356	-----	4,070	200	12,050	2,388	1,602	418	10,401	3,821	
\$600-\$999.....	210	202	41	1,046	-----	9,617	464	29,677	4,804	4,302	780	18,253	7,291	
\$1,000-\$1,499.....	263	294	73	1,225	-----	9,821	343	27,484	3,684	4,999	691	13,134	5,082	
\$1,500-\$2,499.....	483	311	127	1,434	-----	197	20,349	2,336	5,090	5,090	598	9,575	3,318	
\$2,500-\$3,999.....	662	293	77	813	-----	2,590	49	5,408	635	1,822	301	3,827	1,023	
\$4,000-\$5,999.....	670	196	41	282	-----	1,162	15	1,046	425	163	131	1,251	281	
\$6,000-\$9,999.....	526	117	23	112	-----	603	7	200	85	148	142	558	98	
\$10,000-\$19,999.....	189	60	16	32	-----	232	3	85	74	45	136	172	26	
\$20,000 and over.....	23	16	2	2	-----	61	-----	16	33	21	66	39	6	
Fruit farms:														
Under \$250.....	8	12	7	17	-----	39	23	55	2	127	2,394	16	27	
\$250-\$399.....	12	32	17	48	-----	78	29	95	4	138	1,170	25	40	
\$400-\$599.....	31	53	21	104	-----	122	40	147	7	109	1,399	63	97	
\$600-\$999.....	45	122	64	248	-----	394	124	346	24	180	2,291	116	243	
\$1,000-\$1,499.....	32	100	82	214	-----	413	156	361	21	151	1,714	99	261	
\$1,500-\$2,499.....	34	140	134	199	-----	484	175	338	40	193	1,965	119	249	
\$2,500-\$3,999.....	19	84	66	123	-----	421	136	153	29	151	1,128	67	108	
\$4,000-\$5,999.....	10	53	63	72	-----	261	73	71	14	143	619	35	55	
\$6,000-\$9,999.....	4	31	36	60	-----	231	91	62	11	123	476	10	25	
\$10,000-\$19,999.....	3	10	24	35	-----	182	69	27	12	109	284	11	14	
\$20,000 and over.....	-----	10	17	17	-----	91	46	10	4	63	191	3	3	

AGRICULTURE—UNITED STATES SUMMARY, BY TYPE OF FARM

TRADED, OR USED BY OPERATOR'S FAMILY, 1929, BY DIVISIONS AND STATES—Continued

section beginning on p. 58. See NOTE, bottom of p. 8]

EAST SOUTH CENTRAL DIVISION—Continued		WEST SOUTH CENTRAL DIVISION				MOUNTAIN DIVISION								PACIFIC DIVISION		
ALABAMA	MISSISSIPPI	ARKANSAS	LOUISIANA	OKLAHOMA	TEXAS	MONTANA	IDAHO	WYOMING	COLORADO	NEW MEXICO	ARIZONA	UTAH	NEVADA	WASHINGTON	OREGON	CALIFORNIA
Number	Number	Number	Number	Number	Number	Number	Number	Number	Number	Number	Number	Number	Number	Number	Number	Number
20,916	16,955	15,161	10,235	12,282	88,368	2,736	1,434	848	3,490	5,722	2,135	1,339	203	5,081	4,342	10,407
32,595	29,940	25,998	17,318	10,356	45,528	2,255	1,808	716	2,919	3,623	1,076	1,731	181	5,048	4,063	7,110
51,818	57,676	48,095	30,608	24,648	67,893	3,037	2,487	1,012	3,968	3,381	1,219	2,346	208	6,262	5,232	8,727
78,272	101,660	71,739	49,823	41,022	107,549	5,580	4,567	1,839	7,154	4,043	1,906	4,322	333	9,588	7,786	13,781
40,494	50,062	40,561	26,316	32,725	79,142	6,361	5,006	1,938	7,516	3,061	1,337	4,126	305	8,249	6,755	13,575
18,344	28,480	22,305	12,930	33,150	69,374	9,246	7,881	2,853	10,338	3,009	1,373	5,379	463	10,678	8,800	19,834
3,541	5,328	5,822	3,355	17,919	33,463	7,444	7,653	2,227	8,647	2,656	1,191	3,084	468	8,813	6,712	18,273
1,037	1,131	1,648	1,403	7,136	13,770	4,362	4,565	1,568	6,360	1,450	890	1,792	307	6,854	3,825	13,310
591	544	1,007	1,003	3,334	7,844	2,305	3,002	1,190	3,682	929	802	1,084	291	4,345	2,482	10,070
287	268	506	633	1,125	4,261	1,206	1,363	715	2,107	501	327	520	250	2,422	1,360	7,968
130	114	197	312	451	2,075	563	504	428	1,011	300	387	208	172	885	601	4,765
657	569	874	227	808	1,887	122	54	55	156	297	42	30	9	182	186	98
1,371	1,200	1,098	759	1,009	2,157	219	168	81	332	371	52	130	17	387	427	280
2,662	2,374	4,380	1,066	4,555	4,411	441	385	168	768	531	95	379	36	820	877	438
4,605	5,412	8,810	3,206	10,292	10,087	1,134	1,240	508	1,763	814	247	1,231	71	1,859	2,118	926
2,512	3,182	5,219	1,655	8,840	7,846	1,260	1,390	567	1,894	517	217	1,273	61	1,506	2,076	812
1,114	1,440	2,080	619	7,252	6,086	1,363	1,865	661	2,042	475	127	1,388	88	1,306	2,193	836
223	259	343	138	2,450	1,398	730	1,406	304	1,050	127	92	080	70	662	1,217	533
50	43	54	28	575	283	204	489	115	340	102	45	103	38	261	406	271
20	12	11	10	160	85	71	160	30	156	18	12	28	61	109	141	140
4	2	1	1	21	22	15	45	9	30	12	11	13	13	31	24	53
2	1	4	0	6	3	2	5	5	1	5	4	1	3	8	2	31
12	14	18	36	915	595	756	80	60	340	320	10	48	3	136	80	91
13	11	33	83	944	593	648	129	83	325	316	31	68	4	115	90	117
4	4	97	155	1,317	778	1,050	260	136	497	254	27	105	3	152	176	138
25	15	107	468	3,090	1,603	2,298	685	280	1,106	321	47	237	6	406	381	317
16	6	136	566	3,947	1,690	3,036	998	286	1,240	341	25	288	5	510	457	360
11	2	160	848	6,396	2,516	4,526	1,671	389	2,047	508	22	380	7	800	588	28
6	5	186	621	5,017	2,321	3,717	1,794	294	1,753	420	8	252	7	1,633	940	990
2	1	233	479	2,492	1,809	2,070	1,163	143	956	240	4	187	3	1,008	785	544
1	1	304	459	1,246	1,785	995	737	87	492	131	7	63	2	1,503	644	881
-----	-----	158	327	300	1,041	245	255	22	140	181	5	21	2	920	403	513
-----	-----	37	93	28	290	47	50	3	22	6	5	1	-----	204	126	366
14,082	11,650	7,725	6,302	4,267	20,890	-----	-----	-----	-----	37	60	-----	-----	-----	-----	33
24,748	23,401	16,495	12,337	6,848	34,205	-----	-----	-----	-----	80	73	-----	-----	-----	-----	40
43,280	49,750	31,268	23,980	12,003	52,794	-----	-----	-----	-----	146	121	-----	-----	-----	-----	55
69,527	91,245	56,746	40,811	20,506	85,245	-----	-----	-----	-----	308	273	-----	-----	-----	-----	194
36,362	53,416	32,817	21,024	16,232	61,917	-----	-----	-----	-----	242	242	-----	-----	-----	-----	254
15,649	24,073	17,895	8,830	15,176	52,589	-----	-----	-----	-----	608	435	-----	-----	-----	-----	505
2,413	4,007	4,245	1,356	7,623	23,541	-----	-----	-----	-----	550	444	-----	-----	-----	-----	39
471	638	804	277	2,407	7,973	-----	-----	-----	-----	304	325	-----	-----	-----	-----	40
222	235	397	111	908	3,021	-----	-----	-----	-----	218	301	-----	-----	-----	-----	41
58	125	169	55	179	1,026	-----	-----	-----	-----	113	275	-----	-----	-----	-----	42
23	58	80	40	15	268	-----	-----	-----	-----	32	132	-----	-----	-----	-----	43
-----	-----	-----	-----	-----	-----	-----	-----	-----	-----	-----	-----	-----	-----	-----	-----	44
206	57	70	195	225	360	247	174	68	295	422	10	145	23	244	155	353
284	92	67	324	209	309	200	229	36	426	426	20	178	49	221	152	330
446	122	80	587	202	413	250	289	108	611	470	52	271	52	235	238	476
718	287	180	1,308	621	698	410	688	246	1,270	742	102	610	38	432	383	628
442	171	126	1,147	490	564	454	990	324	1,580	628	101	704	78	868	373	970
207	144	131	1,099	483	744	2,005	539	246	2,473	640	104	910	111	868	373	1,046
144	50	61	474	301	290	752	2,468	535	2,734	539	80	700	92	509	511	1,465
45	21	18	210	148	127	567	1,838	484	2,222	271	59	317	58	554	460	1,321
21	9	13	117	72	75	360	1,319	393	1,475	115	45	145	49	426	301	901
13	3	2	105	25	26	104	509	106	632	27	33	23	37	369	229	340
4	-----	133	7	11	-----	13	112	10	128	2	17	2	8	185	197	670
-----	-----	-----	-----	-----	-----	-----	-----	-----	-----	-----	-----	-----	-----	72	44	432
-----	-----	-----	-----	-----	-----	-----	-----	-----	-----	-----	-----	-----	-----	-----	-----	-----
124	92	169	118	29	539	9	17	-----	71	34	148	25	1	244	230	5,072
78	45	194	319	40	157	10	22	-----	74	29	86	53	-----	352	290	2,030
82	60	352	737	71	204	18	59	-----	101	41	24	62	2	477	429	3,311
188	86	720	1,605	151	347	38	133	1	271	52	35	182	2	1,130	910	5,813
161	58	671	1,195	119	402	27	164	-----	295	62	42	200	4	1,150	969	5,978
179	51	600	720	126	405	26	227	1	366	73	56	215	2	1,431	1,248	8,395
68	24	291	227	60	255	32	248	3	299	51	35	152	2	1,583	983	7,347
32	14	113	42	21	121	17	157	-----	163	28	43	82	1	1,209	568	5,040
21	5	54	18	6	67	12	123	-----	91	21	33	27	1	1,000	388	4,085
12	5	16	10	3	46	5	100	-----	30	16	20	9	-----	700	202	2,813
6	2	10	3	2	17	3	37	-----	9	11	15	3	-----	307	77	1,516

STATE TABLE VI.—TYPE OF FARM, BY SPECIFIED VALUE OF FARM PRODUCTS SOLD,

[This table is presented in two sections, the first

TYPE, BY VALUE OF PRODUCTS (See definitions in Introduction)	UNITED STATES	GEOGRAPHIC DIVISIONS										NEW ENGLAND DIVISION	
		NEW ENGLAND	MIDDLE ATLANTIC	EAST NORTH CENTRAL	WEST NORTH CENTRAL	SOUTH ATLANTIC	EAST SOUTH CENTRAL	WEST SOUTH CENTRAL	MOUNTAIN	PACIFIC	MAINE	NEW HAMPSHIRE	
		Number	Number	Number	Number	Number	Number	Number	Number	Number	Number	Number	Number
Truck farms:													
Under \$250.....	2,487	34	136	469	113	773	162	416	191	193	6	2	
\$250-\$399.....	4,738	86	370	790	247	1,333	477	772	360	313	17	6	
\$400-\$599.....	7,536	183	665	1,202	429	2,044	940	1,201	383	489	28	13	
\$600-\$999.....	15,189	493	1,708	2,543	884	3,820	2,052	2,043	719	918	75	25	
\$1,000-\$1,499.....	14,590	592	2,062	2,491	812	3,245	1,936	1,720	697	1,035	83	35	
\$1,500-\$2,499.....	16,431	705	2,994	3,225	893	3,266	1,423	1,536	865	1,524	79	24	
\$2,500-\$3,999.....	10,810	482	2,509	2,239	576	2,016	478	699	576	1,265	62	15	
\$4,000-\$5,999.....	5,686	267	1,569	1,029	219	931	170	254	322	935	20	9	
\$6,000-\$9,999.....	3,645	208	984	485	102	600	62	157	224	814	20	8	
\$10,000-\$19,999.....	2,140	114	474	183	32	400	17	83	136	716	5	1	
\$20,000 and over.....	1,309	52	114	64	11	212	11	51	67	727			
Dairy farms:													
Under \$250.....	1,267	42	148	579	247	41	19	107	54	30	11	3	
\$250-\$399.....	6,836	335	616	2,703	1,302	190	425	353	311	531	91	56	
\$400-\$599.....	18,671	965	1,926	7,227	4,036	547	1,006	836	768	1,360	250	122	
\$600-\$999.....	65,066	3,662	8,287	25,609	13,349	1,702	3,052	2,638	2,466	4,301	1,021	458	
\$1,000-\$1,499.....	98,957	5,637	15,274	40,852	19,623	2,430	3,388	3,145	3,141	5,467	1,414	622	
\$1,500-\$2,499.....	173,854	10,043	31,623	76,416	32,138	4,105	3,908	3,697	4,060	7,864	1,808	1,183	
\$2,500-\$3,999.....	139,880	9,321	32,364	56,208	23,489	4,195	2,266	2,592	2,764	6,651	1,125	675	
\$4,000-\$5,999.....	61,668	5,404	17,484	19,298	8,388	2,902	1,162	1,657	1,280	4,093	508	507	
\$6,000-\$9,999.....	27,533	3,091	8,173	5,533	2,696	2,191	792	1,274	746	3,087	289	294	
\$10,000-\$19,999.....	8,857	1,066	1,907	787	633	1,063	341	714	330	1,956	72	97	
\$20,000 and over.....	2,198	256	393	110	97	278	87	175	90	712	9	15	
Animal-specialty farms:													
Under \$250.....	1,866	16	21	429	738	225	66	253	71	47	9	1	
\$250-\$399.....	5,679	54	80	1,103	1,094	552	956	478	204	168	23	12	
\$400-\$599.....	12,390	115	187	2,068	4,753	1,083	1,796	993	546	249	53	11	
\$600-\$999.....	37,951	378	527	8,494	16,791	3,031	4,338	2,377	1,350	665	141	55	
\$1,000-\$1,499.....	61,022	350	711	14,521	31,502	3,579	4,950	2,821	1,841	741	122	58	
\$1,500-\$2,499.....	120,011	472	382	29,058	71,904	4,084	5,776	3,542	3,243	1,050	142	68	
\$2,500-\$3,999.....	115,895	294	665	26,938	76,068	2,505	3,328	2,315	2,881	911	73	33	
\$4,000-\$5,999.....	65,597	165	523	14,503	43,950	1,328	1,557	1,246	1,767	558	62	14	
\$6,000-\$9,999.....	36,864	129	373	7,739	24,397	883	899	761	1,318	385	40	14	
\$10,000-\$19,999.....	16,236	55	164	3,245	10,322	343	432	346	1,065	264	18	5	
\$20,000 and over.....	5,531	25	36	854	3,575	83	127	125	608	98	5	4	
Stock ranches:													
Under \$250.....	2,333		1		150	15	12	324	2,114	217			
\$250-\$399.....	1,884				161	29	16	358	1,115	205			
\$400-\$599.....	2,790		3	3	244	85	35	509	1,475	346			
\$600-\$999.....	6,125		4	2	757	298	91	1,543	2,776	654			
\$1,000-\$1,499.....	7,499		6	5	1,170	421	149	2,063	2,885	800			
\$1,500-\$2,499.....	11,891		4	4	2,377	550	212	3,050	4,483	1,211			
\$2,500-\$3,999.....	11,223		7	5	2,555	432	170	2,691	4,200	1,163			
\$4,000-\$5,999.....	8,152		3	9	1,719	267	115	1,842	3,236	961			
\$6,000-\$9,999.....	7,885			4	1,242	213	69	1,681	3,165	1,011			
\$10,000-\$19,999.....	6,306		2	5	875	133	52	1,507	2,726	1,006			
\$20,000 and over.....	4,912			5	682	51	17	1,343	1,931	883			
Poultry farms:													
Under \$250.....	4,827	71	404	1,495	1,307	354	384	350	136	236	18	5	
\$250-\$399.....	9,723	326	928	2,793	2,747	807	483	670	271	698	36	61	
\$400-\$599.....	16,868	578	1,654	4,782	4,864	1,401	644	1,202	431	1,302	131	87	
\$600-\$999.....	34,993	1,533	4,415	9,120	8,839	3,074	873	2,613	1,069	3,501	357	226	
\$1,000-\$1,499.....	31,224	1,933	4,823	7,362	6,392	2,904	648	1,940	1,108	4,114	421	206	
\$1,500-\$2,499.....	32,113	2,275	5,609	6,509	5,001	3,076	593	1,787	1,278	5,985	476	392	
\$2,500-\$3,999.....	10,601	1,578	4,243	3,094	1,997	1,774	286	684	905	5,040	327	259	
\$4,000-\$5,999.....	9,807	832	2,395	1,097	531	805	106	232	431	3,378	154	143	
\$6,000-\$9,999.....	5,084	532	1,294	402	180	421	59	92	210	1,894	71	95	
\$10,000-\$19,999.....	1,781	225	401	93	54	138	12	22	78	758	23	42	
\$20,000 and over.....	506	69	97	41	22	36	3	8	15	215	9	16	
Self-sufficing farms:													
Under \$250.....	127,780	2,544	5,050	14,127	13,328	32,915	36,170	15,268	4,745	3,033	989	279	
\$250-\$399.....	130,603	2,813	5,985	14,372	12,747	36,984	43,125	15,275	2,690	2,553	1,028	512	
\$400-\$599.....	126,127	2,467	5,984	12,743	12,161	36,807	38,984	13,352	1,841	1,788	900	432	
\$600-\$999.....	98,681	2,510	6,021	10,558	10,018	31,623	27,600	8,120	1,093	1,220	886	441	
\$1,000-\$1,499.....	8,834	704	1,280	597	985	3,283	1,832	17	59	117	246	154	
\$1,500-\$2,499.....	44	6	2		1	35							
Abnormal farms:													
Under \$250.....	103,394	5,684	10,190	19,545	10,323	21,039	13,076	7,570	6,392	8,325	2,325	558	
\$250-\$399.....	94,355	5,280	10,018	16,704	9,462	20,469	14,411	7,394	4,350	6,327	1,721	901	
\$400-\$599.....	97,858	5,213	11,335	18,052	10,735	20,300	13,413	7,014	4,386	6,810	1,086	713	
\$600-\$999.....	53,625	3,900	7,261	10,918	6,755	11,541	7,269	4,158	2,824	3,999	1,215	505	
\$1,000-\$1,499.....	6,129	779	736	565	520	1,486	1,007	455	228	373	296	150	
\$1,500-\$2,499.....	6,834	726	756	712	625	1,699	1,159	539	240	378	266	164	
\$2,500-\$3,999.....	5,163	534	537	446	543	1,171	849	404	196	283	210	104	
\$4,000-\$5,999.....	3,325	362	367	517	425	592	462	331	127	152	129	71	
\$6,000-\$9,999.....	2,866	238	325	465	475	469	361	298	121	114	87	50	
\$10,000-\$19,999.....	2,667	218	268	446	550	308	258	318	171	111	58	31	
\$20,000 and over.....	2,389	227	290	482	807	217	225	289	178	174	38	30	

STATE TABLE VI.—TYPE OF FARM, BY SPECIFIED VALUE OF FARM PRODUCTS SOLD,

[This table is presented in two sections, the first

TYPE, BY VALUE OF PRODUCTS (See definitions in Introduction)	WEST NORTH CENTRAL DIVISION—Continued		SOUTH ATLANTIC DIVISION									EAST SOUTH CENTRAL DIVISION	
	NEBRASKA	KANSAS	DELAWARE	MARYLAND	DISTRICT OF COLUMBIA	VIRGINIA	WEST VIRGINIA	NORTH CAROLINA	SOUTH CAROLINA	GEORGIA	FLORIDA	KENTUCKY	TENNESSEE
	Number	Number	Number	Number	Number	Number	Number	Number	Number	Number	Number	Number	Number
Truck farms:													
Under \$250	8	14	14	86		65	6	55	68	72	427	32	31
\$250-\$399	17	48	36	224	2	132	8	90	143	131	567	59	82
\$400-\$599	32	57	88	342	3	209	22	128	170	272	750	109	176
\$600-\$999	89	128	171	701	4	524	51	282	240	540	1,316	183	450
\$1,000-\$1,499	54	114	191	678	12	474	72	241	168	469	940	154	491
\$1,500-\$2,499	50	107	203	790	9	410	54	229	165	415	991	140	329
\$2,500-\$3,999	34	62	114	551	12	280	24	119	110	180	676	65	125
\$4,000-\$5,999	14	24	27	258	4	67	10	46	47	50	422	31	42
\$6,000-\$9,999	9	11	15	147	1	38	3	26	30	32	317	10	21
\$10,000-\$19,999	1	3	6	103	1	53	1	8	31	4	193	2	4
\$20,000 and over	1	2	2	31		39		2	18	5	115	1	3
Dairy farms:													
Under \$250	1	42		1		11		16	6	6	1	5	
\$250-\$399	76	130	3	14		55		37	16	27	5	220	120
\$400-\$599	148	405	2	45		111		102	48	93	22	498	284
\$600-\$999	372	1,122	21	202		325		398	277	132	60	1,220	1,038
\$1,000-\$1,499	436	1,381	58	391		415		660	304	168	72	1,262	1,199
\$1,500-\$2,499	580	1,632	155	1,198		594		720	556	183	127	1,883	1,436
\$2,500-\$3,999	455	1,071	206	1,750		540		475	414	184	144	750	880
\$4,000-\$5,999	246	484	132	1,211		477		244	288	114	117	332	482
\$6,000-\$9,999	138	285	70	630		501		166	276	124	172	211	265
\$10,000-\$19,999	73	107	16	168		270		78	150	60	168	61	102
\$20,000 and over	10	19	3	33		58		14	49	17	35	9	19
Animal-specialty farms:													
Under \$250	14	123		1		42		8	43	22	45	66	13
\$250-\$399	182	393	1	7		113		122	69	20	81	137	405
\$400-\$599	517	896	2	21		243		257	179	33	148	200	782
\$600-\$999	2,067	3,056	3	55		707		923	442	85	306	415	2,032
\$1,000-\$1,499	4,378	5,098	7	69		1,084		1,255	473	86	291	324	2,379
\$1,500-\$2,499	10,738	8,986	5	94		1,475		1,386	448	98	278	310	2,620
\$2,500-\$3,999	11,958	7,051	4	128		1,178		673	216	46	161	111	1,450
\$4,000-\$5,999	7,112	3,756	6	101		733		291	76	20	63	38	795
\$6,000-\$9,999	4,424	2,009	7	81		531		145	32	2	41	24	479
\$10,000-\$19,999	2,138	1,490	2	28		244		37	7	2	17	6	159
\$20,000 and over	910	643		4		57		14			7	1	20
Stock ranches:													
Under \$250	7	63				3		1			2	9	
\$250-\$399	16	37				3		10			2	14	4
\$400-\$599	52	35				3		5			2	27	4
\$600-\$999	173	128				17		189			11	70	6
\$1,000-\$1,499	242	180				50		253		1	11	77	4
\$1,500-\$2,499	429	357				82		334		6	20	71	7
\$2,500-\$3,999	512	387				81		275		3	23	100	14
\$4,000-\$5,999	382	330				72		148		3	12	83	9
\$6,000-\$9,999	310	341				51		119		2	2	52	5
\$10,000-\$19,999	251	335				39		72		3	5	35	3
\$20,000 and over	220	366				17		22		1	1	21	1
Poultry farms:													
Under \$250	56	216	25	52		122		32		10	12	59	184
\$250-\$399	132	492	59	164	1	242		142		20	19	115	271
\$400-\$599	222	918	94	266	1	442		232		26	40	198	333
\$600-\$999	378	1,789	249	685	1	993		470		213	85	346	397
\$1,000-\$1,499	245	1,354	329	679	1	810		368		235	95	348	237
\$1,500-\$2,499	215	1,136	634	500	1	856		268		231	171	341	200
\$2,500-\$3,999	122	424	373	300		439		116		117	45	123	52
\$4,000-\$5,999	35	100	181	197		157		37		61	22	37	94
\$6,000-\$9,999	12	30	111	109		80		16		24	3	50	34
\$10,000-\$19,999	6	14	36	30		29		5		2	2	9	4
\$20,000 and over	3	6	6	9		11		1		1	1	23	1
Self-sufficing farms:													
Under \$250	584	1,027	111	912		8,894		3,923		4,142	2,411	17,264	12,071
\$250-\$399	638	1,570	108	941	2	11,153		6,821		9,899	1,957	2,042	14,772
\$400-\$599	606	1,336	138	827	1	11,934		9,143		8,938	1,297	1,332	14,084
\$600-\$999	534	945	204	826		11,937		10,069		6,330	457	1,407	10,487
\$1,000-\$1,499	171	98	88	241		231		2,673				22	1,808
\$1,500-\$2,499	1		32					3					
Abnormal farms:													
Under \$250	506	1,702	191	1,212		6,309		2,789		4,343	2,930	2,119	4,780
\$250-\$399	538	1,548	143	1,848		6,407		3,771		4,100	1,233	2,071	4,849
\$400-\$599	667	1,759	127	1,282	3	6,180		4,788		3,884	909	1,666	4,081
\$600-\$999	403	1,094	114	747	4	3,799		2,737		2,047	441	1,079	2,565
\$1,000-\$1,499	37	54	15	85	1	441		222		351	103	282	329
\$1,500-\$2,499	66	80	12	91	1	473		281		393	110	287	429
\$2,500-\$3,999	67	77	9	79	3	335		176		247	101	105	200
\$4,000-\$5,999	69	70	4	44	3	185		78		105	41	111	308
\$6,000-\$9,999	76	77	4	28	3	151		74		83	28	76	151
\$10,000-\$19,999	127	101	4	28	2	127		43		36	18	37	121
\$20,000 and over	215	179	5	21	3	72		32		25	11	16	62

AGRICULTURE—UNITED STATES SUMMARY, BY TYPE OF FARM

TRADED, OR USED BY OPERATOR'S FAMILY, 1929, BY DIVISIONS AND STATES—Continued

section beginning on p. 54. See NOTE, bottom of p. 8]

EAST SOUTH CENTRAL DIVISION—Continued		WEST SOUTH CENTRAL DIVISION				MOUNTAIN DIVISION									PACIFIC DIVISION		
ALA-BAMA	MISSISSIPPI	ARKAN-SAS	LOUISI-ANA	OKLA-HOMA	TEXAS	MON-TANA	IDAHO	WYO-MING	COLO-RADO	NEW MEXICO	ARIZONA	UTAH	NEVADA	WASH-INGTON	OREGON	CALIFOR-NIA	
Number	Number	Number	Number	Number	Number	Number	Number	Number	Number	Number	Number	Number	Number	Number	Number	Number	
32	67	113	88	23	192	5	3	1	59	109	9	5	21	23	140	1	
71	205	140	250	48	310	5	7	1	98	184	14	39	58	38	217	2	
115	540	179	359	76	587	11	17	2	155	142	14	40	87	70	332	3	
211	1,208	293	440	121	1,219	18	27	7	342	160	44	127	170	148	600	4	
174	1,117	181	243	112	1,184	21	38	7	307	48	53	156	202	142	601	5	
190	764	138	151	92	1,160	33	40	9	489	46	58	187	294	136	1,044	6	
69	59	45	53	40	531	21	32	3	320	21	57	107	210	162	803	7	
41	22	12	18	16	208	14	21	5	181	16	34	42	120	83	732	8	
9	5	7	11	2	137	18	13	1	126	5	41	19	82	59	673	9	
6	2	1	2	1	79	7	4	2	42	4	72	3	39	22	665	10	
5	1	1	1	1	50	1	1	1	9	3	62	2	16	9	702	11	
8	6	29	1	48	29	6	9	20	19	15	8	19	1	6	23	12	
30	55	71	7	126	129	41	66	75	75	48	13	86	1	265	152	114	13
50	165	150	28	330	289	94	195	37	190	48	68	180	5	710	368	282	14
179	615	581	107	945	805	312	690	122	674	100	68	577	23	1,173	1,449	920	16
234	663	509	142	1,074	1,330	426	873	162	711	116	84	781	49	2,689	1,449	1,420	17
286	863	491	290	1,120	1,778	552	1,201	209	817	122	119	937	103	3,078	2,085	2,701	18
228	438	246	275	788	1,333	363	704	122	587	92	122	559	135	2,023	1,575	3,053	18
171	177	128	233	930	1,333	180	272	69	293	58	125	178	99	982	783	2,328	19
160	146	105	104	253	722	132	102	30	168	47	118	82	58	579	390	2,118	20
128	50	71	93	181	419	58	29	28	81	32	64	19	247	142	1,567	21	
49	10	15	14	30	110	16	5	6	18	10	24	5	50	27	636	22	
17	27	34	10	100	109	15	4	6	17	15	10	4	1	18	28	23	23
40	48	63	63	175	163	42	21	28	75	62	33	20	13	43	63	62	24
73	64	162	108	365	370	92	56	65	143	106	20	53	2	68	90	91	25
158	139	980	209	944	844	253	166	120	415	155	51	185	16	187	261	227	27
183	158	437	180	1,208	906	344	230	194	681	133	40	200	9	222	269	250	28
190	471	153	153	1,675	1,243	680	407	354	1,025	198	58	540	31	289	416	345	28
120	91	207	74	1,278	753	534	534	310	897	114	30	441	15	209	356	347	29
76	52	67	39	748	371	301	375	175	527	66	24	270	23	113	201	244	30
33	32	39	30	450	244	105	79	111	499	30	13	105	15	68	133	184	31
10	16	21	5	227	93	79	140	66	688	15	12	100	6	28	68	170	32
10	2	6	1	70	39	25	62	29	432	5	10	32	7	14	20	64	33
8	4	3	77	244	111	87	80	204	692	608	34	3	43	34	140	34	34
1	0	1	12	330	140	40	72	151	396	272	35	10	16	43	140	35	35
8	0	3	17	661	224	48	101	153	558	318	54	19	10	84	243	36	36
23	37	7	46	41	1,440	504	33	237	320	588	649	39	51	105	438	37	37
34	37	11	49	60	1,053	641	102	319	455	720	411	102	46	55	234	511	38
49	49	8	62	99	2,381	1,251	141	631	722	844	440	390	94	109	398	707	39
47	31	11	56	127	2,497	1,206	220	614	792	629	247	403	80	86	405	673	40
39	19	5	39	125	1,673	920	165	559	571	374	173	369	108	61	314	580	41
24	7	0	32	121	1,522	517	205	586	614	380	114	381	118	76	373	562	42
20	10	4	18	128	1,357	668	234	472	531	262	120	280	159	85	334	687	43
8	4	2	9	167	1,105	437	201	369	317	223	113	133	138	91	264	628	44
13	8	38	7	116	189	14	6	3	73	14	13	8	5	48	42	170	45
23	14	81	13	230	346	24	35	16	124	18	28	26	7	174	133	391	46
52	27	125	20	402	655	33	60	11	163	25	38	52	20	364	209	738	47
133	75	273	70	780	1,351	76	134	48	304	42	123	250	32	1,101	563	1,832	48
183	63	232	60	572	1,076	89	138	59	329	47	97	311	88	1,421	581	2,112	49
180	75	131	54	532	1,020	49	164	41	308	40	141	445	39	2,107	727	3,161	50
95	45	86	27	185	380	49	141	27	154	30	91	374	30	1,757	496	2,787	61
39	19	20	10	70	132	18	59	6	68	13	52	191	24	1,040	232	2,106	62
23	9	4	6	15	67	3	22	5	20	5	35	98	18	458	85	1,848	63
4	2	1	4	4	18	1	9	11	11	1	10	38	8	135	21	602	64
1	1	1	1	4	4	1	1	4	1	1	1	7	2	31	3	181	65
3,054	2,881	4,585	2,176	4,055	4,452	628	402	224	767	2,074	313	249	58	1,465	1,221	947	56
4,126	3,086	5,270	1,967	4,116	3,922	354	408	117	433	931	162	265	29	1,001	921	631	57
3,316	2,701	4,614	1,872	3,719	3,147	282	297	105	296	544	139	212	13	674	717	397	58
1,543	1,014	2,029	956	2,539	2,005	152	162	84	180	196	85	188	10	443	527	260	59
2	1	1	1	3	13	9	12	7	8	4	5	8	6	48	61	8	60
1,803	1,580	1,506	1,072	1,610	3,373	823	607	342	1,452	1,708	593	793	104	2,696	2,332	3,297	62
1,780	1,714	1,562	1,175	1,696	2,901	572	734	218	806	805	340	825	50	2,436	1,748	2,143	63
1,721	1,800	1,647	1,140	1,787	3,040	556	831	275	907	607	349	908	53	2,060	1,988	2,106	64
984	983	965	498	1,026	1,666	385	534	101	553	286	233	606	37	1,560	1,153	1,286	65
101	161	182	54	78	171	64	59	22	47	17	20	3	5	111	144	118	66
190	287	155	96	78	213	87	70	19	40	19	13	9	5	110	171	97	67
128	153	101	54	94	155	50	46	15	40	13	9	10	4	97	113	73	68
71	64	104	37	78	112	26	26	12	36	9	6	10	4	49	67	36	69
48	65	67	26	56	110	22	22	8	35	9	9	13	3	41	37	36	70
32	50	60	17	106	135	24	29	8	63	14	13	14	4	37	34	40	71
22	34	46	17	108	118	21	31	11	67	6	13	24	5	32	29	113	72

STATE TABLE VII.—TYPE OF FARM, BY TENURE OF

[See Note, bottom of p. 8. Croppers

	TYPE, BY TENURE OF OPERATOR (See definitions in Introduction)	UNITED STATES	GEOGRAPHIC DIVISIONS									NEW ENGLAND DIVISION	
			NEW ENGLAND	MIDDLE ATLANTIC	EAST NORTH CENTRAL	WEST NORTH CENTRAL	SOUTH ATLANTIC	EAST SOUTH CENTRAL	WEST SOUTH CENTRAL	MOUNTAIN	PACIFIC	MAINE	NEW HAMPSHIRE
1	All types:	Number	Number	Number	Number	Number	Number	Number	Number	Number	Number	Number	Number
2	Full owners.....	2,911,644	107,300	278,193	570,600	457,770	467,100	897,594	325,989	130,287	176,751	35,468	12,966
3	Part owners.....	666,750	6,804	20,002	123,232	203,345	72,830	67,754	84,408	48,611	25,864	1,280	789
4	Managers.....	55,889	2,936	6,053	8,633	7,471	8,964	2,888	5,500	3,590	9,848	503	355
5	Tenants—												
6	Cash.....	489,210	5,338	20,875	62,840	121,600	78,799	96,914	62,319	15,712	24,807	1,329	620
7	Croppers.....	776,278											
8	Other.....	1,398,877	2,547	31,580	201,131	322,569	186,117	216,083	374,273	43,114	21,463	426	176
9	General farms:												
10	Full owners.....	608,451	15,433	63,499	162,591	117,187	84,366	77,993	52,700	19,715	14,877	7,051	1,056
11	Part owners.....	149,345	737	4,897	45,132	48,671	12,055	13,017	13,316	7,011	3,259	223	118
12	Managers.....	5,255	363	990	1,176	825	961	276	290	179	195	97	60
13	Tenants—												
14	Cash.....	65,428	462	3,424	12,238	20,910	6,791	5,153	6,644	2,092	1,705	153	71
15	Croppers.....	19,241					6,948	8,326	3,907				
16	Other.....	190,644	132	8,125	54,734	72,121	13,243	17,227	24,624	5,010	1,273	52	18
17	Cash-grain farms:												
18	Full owners.....	115,582	28	1,938	10,795	55,514	2,323	2,273	12,682	14,842	5,687	15	
19	Part owners.....	102,528	1	141	12,800	69,145	480	494	9,546	14,551	6,310		
20	Managers.....	3,548	1	186	773	1,402	237	51	366	232	300		
21	Tenants—												
22	Cash.....	24,819	1	190	4,104	16,438	324	282	1,346	1,348	786		
23	Croppers.....	6,706					918	1,804	3,084				
24	Other.....	201,643		1,158	46,883	113,370	2,202	2,085	18,519	11,691	5,635		
25	Cotton farms:												
26	Full owners.....	360,062			8	1,486	86,504	112,591	155,889	2,360	1,224		
27	Part owners.....	84,414			3	534	18,862	21,623	42,175	774	443		
28	Managers.....	3,554				18	878	891	1,323	110	139		
29	Tenants—												
30	Cash.....	129,285			4	609	30,954	66,936	30,089	404	289		
31	Croppers.....	509,374					145,658	206,569	214,147				
32	Other.....	496,536			60	10,946	85,635	121,074	275,973	1,972	876		
33	Crop-specialty farms:												
34	Full owners.....	185,292	10,324	12,909	21,645	7,025	63,912	37,506	4,204	19,387	8,320	6,998	405
35	Part owners.....	41,132	797	1,406	5,033	2,481	12,645	8,323	1,483	6,015	2,339	395	22
36	Managers.....	3,369	292	330	299	173	407	201	327	574	656	123	21
37	Tenants—												
38	Cash.....	21,214	493	1,064	1,600	1,434	9,457	2,167	908	2,490	1,592	346	20
39	Croppers.....	80,887					57,756	21,490	1,632				
40	Other.....	99,485	232	2,475	8,164	4,960	42,052	22,385	4,115	12,367	2,735	133	8
41	Fruit farms:												
42	Full owners.....	105,363	2,331	9,489	9,577	2,659	15,841	2,017	6,001	3,742	52,806	633	240
43	Part owners.....	9,899	123	770	1,271	534	989	262	724	492	4,784	24	10
44	Managers.....	10,000	154	511	500	107	3,043	221	358	265	4,805	18	15
45	Tenants—												
46	Cash.....	4,459	44	283	255	190	627	98	672	219	1,776	8	8
47	Croppers.....	1,943					674	196	1,073				
48	Other.....	9,753	22	938	931	486	1,143	296	1,403	471	4,065	3	2
49	Truck farms:												
50	Full owners.....	44,050	2,333	9,574	8,998	2,285	9,230	3,101	3,660	2,489	3,280	329	109
51	Part owners.....	9,831	545	1,321	1,914	662	2,302	502	929	607	1,049	24	14
52	Managers.....	2,163	46	168	139	45	297	28	69	90	1,281	2	2
53	Tenants—												
54	Cash.....	12,303	220	1,500	2,039	601	2,580	995	1,052	655	2,415	23	9
55	Croppers.....	5,097					1,707	2,280	1,050				
56	Other.....	10,457	72	1,008	1,915	425	2,432	822	2,142	689	904	7	4
57	Dairy farms:												
58	Full owners.....	398,426	32,578	87,574	157,233	57,421	13,054	10,669	8,890	9,530	21,480	5,977	3,591
59	Part owners.....	70,430	3,338	9,240	25,000	18,148	1,881	1,635	2,535	2,734	4,960	320	400
60	Managers.....	6,537	866	1,818	1,913	562	462	168	202	152	394	80	90
61	Tenants—												
62	Cash.....	55,477	1,773	6,837	18,401	13,684	1,512	1,357	2,802	1,791	7,230	178	202
63	Croppers.....	1,791					602	778	411				
64	Other.....	72,176	1,267	12,777	31,785	16,273	2,133	1,822	2,328	1,803	1,988	41	49
65	Animal-specialty farms:												
66	Full owners.....	230,835	1,756	3,119	53,654	122,726	13,218	16,743	8,209	8,128	3,282	619	220
67	Part owners.....	86,080	129	298	18,323	55,057	1,674	2,489	2,675	3,675	860	25	31
68	Managers.....	5,350	63	163	1,498	2,395	453	233	223	174	143	17	10
69	Tenants—												
70	Cash.....	48,981	71	208	6,638	38,107	630	812	1,203	808	504	22	0
71	Croppers.....	1,897					579	889	429				
72	Other.....	105,890	34	381	29,439	66,609	1,122	3,000	2,518	2,299	347	5	5
73	Stock ranches:												
74	Full owners.....	35,550		17	26	3,613	1,907	662	8,797	16,399	4,135		
75	Part owners.....	21,320		8	5	5,415	270	129	3,109	9,779	2,606		
76	Managers.....	3,155		1	6	273	118	27	1,266	1,023	441		
77	Tenants—												
78	Cash.....	6,470		1	1	1,204	70	55	2,549	1,665	925		
79	Croppers.....	314					42	10	202				
80	Other.....	4,185		3	4	1,427	87	65	1,019	1,240	350		
81	Poultry farms:												
82	Full owners.....	131,464	9,050	23,508	27,980	21,140	12,135	2,936	6,542	4,715	23,458	1,918	1,493
83	Part owners.....	12,665	290	811	4,037	3,787	792	322	823	495	1,308	50	43
84	Managers.....	1,262	129	285	205	138	142	33	59	39	232	20	16
85	Tenants—												
86	Cash.....	9,070	382	1,045	1,552	2,516	652	199	646	381	1,697	63	48
87	Croppers.....	682					224	284	224				
88	Other.....	11,374	151	674	3,020	4,353	345	367	1,206	302	456	22	22
89	Self-sufficing farms:												
90	Full owners.....	324,432	10,415	21,618	38,016	29,674	94,626	86,011	27,001	8,314	7,957	3,858	1,659
91	Part owners.....	41,210	197	731	4,498	4,029	13,080	13,212	3,747	710	397	43	51
92	Managers.....												
93	Tenants—												
94	Cash.....	30,599	362	1,154	2,746	4,569	8,088	7,986	3,793	587	604	109	62
95	Croppers.....	25,720					8,231	13,979	3,510				
96	Other.....	76,058	149	819	7,137	10,968	16,193	20,423	13,090	826	353	39	16
97	Abnormal and unclassified farms:												
98	Full owners.....	371,531	23,052	44,983									

AGRICULTURE—UNITED STATES SUMMARY, BY TYPE OF FARM

FARM OPERATOR, 1930, BY DIVISIONS AND STATES
reported only for the Southern States]

NEW ENGLAND DIVISION—Con.				MIDDLE ATLANTIC DIVISION			EAST NORTH CENTRAL DIVISION					WEST NORTH CENTRAL DIVISION				
VER-MONT	MASSACHUSETTS	RHODE ISLAND	CONNECTICUT	NEW YORK	NEW JERSEY	PENNSYLVANIA	OHIO	INDIANA	ILLINOIS	MICHIGAN	WISCONSIN	MINNESOTA	IOWA	MISSOURI	NORTH DAKOTA	SOUTH DAKOTA
Number	Number	Number	Number	Number	Number	Number	Number	Number	Number	Number	Number	Number	Number	Number	Number	Number
20,662	21,410	2,623	14,271	124,206	10,564	134,423	136,352	97,553	85,069	118,928	132,778	97,878	85,272	127,989	23,807	22,372
1,347	1,788	285	1,315	11,835	1,207	7,860	23,517	27,904	34,823	22,719	14,209	28,692	20,061	37,329	26,208	25,237
480	958	99	541	2,652	659	2,742	1,843	1,478	2,123	1,530	1,659	1,047	1,980	1,546	470	464
1,171	1,085	335	798	8,715	2,049	10,111	14,151	7,885	10,158	7,880	13,763	23,242	45,978	13,962	2,227	6,006
1,238	357	80	270	12,398	1,899	17,283	43,453	46,690	73,324	18,306	10,358	34,396	55,637	70,114	25,173	30,488
2,317	2,335	312	1,462	21,388	2,214	30,807	49,137	34,399	24,139	38,414	16,502	26,341	16,836	42,627	4,443	4,577
142	131	23	100	2,245	144	2,508	10,270	11,677	11,650	9,502	2,083	9,103	5,008	14,394	3,706	4,488
38	116	17	35	309	61	620	330	237	201	256	146	173	179	222	50	38
83	79	24	52	1,132	192	2,100	3,699	1,835	3,406	1,839	1,459	6,558	8,833	4,681	546	1,227
50	35	7	20	2,094	257	5,834	10,098	14,627	10,301	5,921	1,787	10,999	10,804	18,990	3,414	6,630
	13			290	72	1,567	4,375	4,351	0,528	1,233	308	4,493	7,239	3,386	14,040	4,489
	1			39	1	101	2,026	2,698	7,905	227	34	2,596	3,555	1,727	10,734	7,022
	1			15	9	162	135	176	429	27	6	87	355	129	277	90
	1			20	13	148	591	363	3,026	80	44	1,792	6,098	860	754	1,505
				67	12	1,079	6,385	8,400	31,587	438	73	7,140	15,986	7,648	10,140	12,762
									8					1,484		
									3					532		
														13		
														607		
														10,860		
732	1,028	25	1,166	6,553	859	5,557	3,447	1,762	833	10,487	5,110	3,615	202	762	516	472
21	124	2	233	913	94	450	677	470	398	2,904	634	1,001	54	201	200	237
36	39	1	72	171	27	182	51	28	30	105	70	61	13	20	21	15
31	28	4	64	619	69	376	265	106	126	720	383	617	124	137	71	142
31	13	3	44	875	199	1,401	2,338	1,580	782	2,404	1,060	1,036	133	871	292	395
108	1,019	71	260	6,685	1,117	1,687	2,163	713	1,441	4,861	399	398	327	1,386		7
8	49	3	29	584	91	95	210	103	302	626	30	54	47	319		32
10	91	2	18	240	61	210	90	50	104	214	39	7	8	62		33
2	18	2	6	175	47	61	71	31	51	96	0	20	25	104		34
4	8	1	4	770	37	129	185	84	326	330	0	10	10	327		35
85	1,247	104	459	4,166	3,903	1,505	2,436	1,415	1,451	2,574	822	618	486	717	11	40
9	356	43	99	704	449	168	492	523	414	355	130	159	151	105	2	11
3	33	1	5	64	72	32	27	20	40	21	81	22	14	5		39
9	110	21	48	574	510	416	386	333	849	316	155	166	201	306	5	13
	52	5	4	425	496	85	539	759	263	296	58	78	91	172	1	5
11,620	6,295	780	4,315	50,774	3,153	33,647	19,439	9,879	9,225	27,364	91,326	38,308	5,563	7,941	894	799
984	802	170	662	6,081	268	2,900	3,298	2,768	3,453	6,308	10,083	10,873	1,713	2,480	622	655
266	248	35	147	1,005	162	651	261	147	264	317	924	283	98	89	17	12
573	341	174	305	3,582	554	2,701	2,552	927	4,120	2,021	8,871	7,932	2,533	1,362	203	318
982	96	24	75	6,664	632	5,481	4,226	3,562	5,201	4,669	14,097	8,005	2,696	2,405	454	661
412	292	34	179	732	86	2,301	14,224	16,138	15,701	4,524	3,067	0,629	42,670	30,375	1,252	7,106
24	26	7	16	87	3	208	3,779	6,573	0,312	1,148	511	3,717	14,364	11,353	1,243	7,283
7	19	1	9	30	6	127	309	415	543	152	79	177	910	555	45	142
10	13	3	14	53	10	145	1,606	925	3,255	237	615	3,185	22,116	3,510	182	1,804
7	6	3	8	56	3	322	7,075	10,207	10,342	1,100	655	4,568	21,829	10,962	825	7,399
							17	13	1	2	6	1	2		222	1,426
							8	2	1	2	4		1		506	3,096
							1	1	1	3				13	58	57
							1			1		2			60	524
							3			3	1	1			93	714
401	3,013	398	1,827	8,375	4,473	10,660	8,780	6,166	6,141	5,231	1,662	1,734	2,064	10,845	76	306
13	109	12	63	398	70	343	798	870	1,827	429	116	200	341	2,257	15	45
6	63	3	32	105	63	117	61	36	46	44	18	22	52	1	1	63
24	144	31	72	356	197	492	489	285	481	196	101	221	614	1,000	19	67
7	47	19	34	229	75	370	711	723	1,306	230	50	146	485	2,488	23	76
1,323	1,637	308	1,600	6,481	925	14,112	11,169	7,830	7,016	7,421	4,580	4,801	3,618	14,069	453	1,628
27	39	7	30	1,192	20	519	972	1,215	1,574	543	194	380	295	2,568	58	121
73	62	19	27	335	50	769	789	414	730	472	341	566	920	1,865	103	180
37	27	6	24	218	28	673	1,546	1,872	2,950	513	256	551	990	6,897	134	315
3,664	4,531	491	3,003	18,753	2,762	23,473	21,149	14,899	9,584	16,813	8,992	7,640	5,365	13,787	994	1,522
119	151	18	83	592	67	551	993	1,106	985	678	394	7,640	5,365	1,324	152	279
115	358	39	223	713	198	640	572	359	450	391	340	225	363	399	46	98
366	289	57	210	1,860	401	2,902	3,703	2,666	3,110	1,911	1,788	2,183	3,614	4,530	284	824
120	73	12	57	1,060	160	1,906	4,360	4,786	4,206	2,402	1,315	1,892	2,538	8,524	791	1,532

STATE TABLE VII.—TYPE OF FARM, BY TENURE OF FARM

[See Note, bottom of p. 8. Croppers

	WEST NORTH CENTRAL DIVISION—CON.		SOUTH ATLANTIC DIVISION									EAST SOUTH CENTRAL DIVISION	
	NEBRASKA	KANSAS	DELAWARE	MARYLAND	DIST. OF COLUMBIA	VIRGINIA	WEST VIRGINIA	NORTH CAROLINA	SOUTH CAROLINA	GEORGIA	FLORIDA	KENTUCKY	TENNESSEE
1	All types:		Number	Number	Number	Number	Number	Number	Number	Number	Number	Number	Number
2	Full owners	43,301	57,151	5,816	28,333	53	104,956	60,681	115,765	45,515	70,596	35,485	135,215
3	Part owners	24,117	37,611	444	2,490	6	16,148	5,992	25,800	8,955	9,206	3,909	22,188
4	Managers	1,020	954	105	939	21	1,536	721	648	693	1,406	2,885	2,673
5	Tenants—												611
6	Cash	12,728	11,857	404	1,842	23	7,283	7,084	9,237	13,270	27,533	7,083	8,888
7	Croppers			225	1,646		17,253	1,834	99,091	48,939	100,854	4,816	30,250
8	Other	48,292	58,489	2,503	7,953	1	23,434	6,429	59,287	35,559	46,003	4,888	50,304
9	General farms:												51,000
10	Full owners	8,259	14,104	1,571	7,630		24,240	13,070	17,933	5,025	9,487	5,410	31,734
11	Part owners	3,915	8,057	104	629		3,003	1,548	3,865	719	1,045	782	28,150
12	Managers	75	88	32	202		304	124	78	61	112	48	5,983
13	Tenants—												101
14	Cash	2,156	2,918	91	300		1,056	686	580	915	2,183	980	1,463
15	Croppers			49	255		1,691	251	1,417	306	2,324	655	4,089
16	Other	8,335	12,910	1,043	2,185		3,115	1,017	3,083	604	1,573	628	8,101
17	Cash-grain farms:												
18	Full owners	9,163	11,798	123	772		894	218	483	223	63	47	1,164
19	Part owners	8,220	16,201	6	87		178	31	146	23	3	6	1,073
20	Managers	218	246	15	125		57	9	14	10	5	2	282
21	Tenants—												16
22	Cash	3,198	1,331	15	53		62	32	15	81	49	17	78
23	Croppers			22	116		252	20	141	194	135	38	1,236
24	Other	22,565	28,128	234	972		425	148	250	95	45	24	1,322
25	Cotton farms:												
26	Full owners		2				1,282		22,839	24,889	35,531	1,963	40
27	Part owners						350		7,072	5,642	5,384	414	15
28	Managers						3		107	295	403	10	3,903
29	Tenants—												35
30	Cash		2										
31	Croppers						301		2,738	10,501	16,251	1,163	17
32	Other		50				738		22,857	40,718	80,088	1,257	5,265
33	Crop-specialty farms:						784		21,503	27,855	34,678	815	380
34	Full owners	968	490	219	2,550		13,742	872	32,676	5,440	6,532	1,881	122
35	Part owners	412	376	9	373		2,488	130	7,521	1,015	732	377	17,480
36	Managers	31	22	5	50		72	6	89	70	90	85	26,593
37	Tenants—												0,544
38	Cash	190	153	10	113		1,138	87	3,140	2,253	2,138	578	1,110
39	Croppers			15	615		8,554	90	30,908	3,758	7,197	550	13,896
40	Other	1,027	606	163	1,788		9,755	200	23,419	3,549	2,888	280	6,618
41	Fruit farms:												4,603
42	Full owners	126	415	352	807		1,859	627	1,107	98	772	10,219	393
43	Part owners	10	95	31	78		192	61	213	18	99	299	700
44	Managers	12	18	31	78		279	164	62	23	290	2,107	112
45	Tenants—												33
46	Cash	14	25	8	21		56	31	29	7	93	382	10
47	Croppers			19	45		100	19	96	10	108	277	12
48	Other	27	103	120	108		280	60	148	14	116	347	101
49	Truck farms:												170
50	Full owners	149	204	451	2,306	22	1,207	151	623	612	742	3,116	452
51	Part owners	53	121	59	465	6	476	26	187	133	177	773	680
52	Managers	3	1	8	81	2	22	2	9	28	25	120	175
53	Tenants—												13
54	Cash	80	130	31	241	18	171	48	83	221	461	1,306	83
55	Croppers			46	165		221	3	165	94	539	544	94
56	Other	24	54	272	633		204	21	159	112	226	855	479
57	Dairy farms:												313
58	Full owners	1,036	2,830	372	3,627		2,341	2,091	1,751	660	1,555	643	3,944
59	Part owners	454	1,842	22	301		402	302	339	122	248	85	3,677
60	Managers	30	33	19	120		112	31	61	31	49	39	628
61	Tenants—												64
62	Cash	437	899	77	211		191	202	181	113	453	134	262
63	Croppers			11	184		106	45	56	40	155	5	451
64	Other	528	1,534	165	1,140		205	151	187	77	158	41	328
65	Animal-specialty farms:												678
66	Full owners	17,654	13,740	25	402		4,797	4,126	1,505	273	944	1,146	8,481
67	Part owners	9,517	8,580	2	31		656	509	214	44	81	137	7,053
68	Managers	343	214	3	41		206	82	32	11	51	27	1,254
69	Tenants—												104
70	Cash	4,723	2,587	2	23		157	112	37	39	117	143	356
71	Croppers			1	12		191	91	67	11	123	83	508
72	Other	12,196	8,930	4	68		490	196	130	26	112	96	1,548
73	Stock ranches:												
74	Full owners	921	1,041				307	1,110	107	8	58	317	333
75	Part owners	929	825				52	177	11	6	4	20	31
76	Managers	106	96				19	78		3	5	13	4
77	Tenants—												
78	Cash	327	291				22	30		3	5	10	6
79	Croppers						6	25		3	3	7	2
80	Other	311	303				12	53		1	5	8	11
81	Poultry farms:												
82	Full owners	999	4,216	1,631	2,553	3	3,459	1,364	841	271	527	1,486	900
83	Part owners	130	799	107	88		278	124	90	23	39	43	1,163
84	Managers	11	20	5	31		27	7	9	5	16	42	160
85	Tenants—												10
86	Cash	132	463	65	103	1	141	78	37	51	72	104	33
87	Croppers			16	27		65	29	25	17	27	18	53
88	Other	154	981	173	139	1	211	83	78	29	41	90	161
89	Self-sufficing farms:												203
90	Full owners	1,580	2,925	482	3,036	3	30,097	24,165	22,045	3,947	7,121	3,730	42,731
91	Part owners	149	452	17	185		5,147	2,287	4,201	603	714	635	20,747
92	Managers												5,413
93	Tenants—												
94	Cash	283	652	38	184		1,022	2,826	875	1,157	1,320	786	3,169
95	Croppers			12	65		2,582	731	2,270	499	1,600	472	5,166
96	Other	522	1,553	127	277		4,701	2,613	5,031	772	2,007	665	6,471
97	Abnormal and unclassified farms:												10,506
98	Full owners	2,396	5,326	590	4,050	25	20,731	12,787	13,855	4,000	7,264	5,522	13,331
99	Part owners	319	873	27	193		2,026	797	1,821	609	680	438	1,877
100	Managers	191	216	47	211	10	435	218	187	156	201	342	1,529
101	Tenants—												189
102	Cash	1,188	2,406	157	593	4	2,366	2,952	1,572	2,929	4,391	1,430	2,933
103	Croppers			34	162								

AGRICULTURE—UNITED STATES SUMMARY, BY TYPE OF FARM

OPERATOR, 1930, BY DIVISIONS AND STATES—Continued
reported only for the Southern States]

EAST SOUTH CENTRAL DIVISION—Con.		WEST SOUTH CENTRAL DIVISION				MOUNTAIN DIVISION								PACIFIC DIVISION			
ALA- BAMA	MISSIS- SIPPI	ARKAN- SAS	LOUISI- ANA	OKLA- HOMA	TEXAS	MON- TANA	IDAHO	WYO- MING	COLO- RADO	NEW MEXICO	ARIZONA	UTAH	NEVADA	WASH- INGTON	OREGON	CALI- FORNIA	
Number	Number	Number	Number	Number	Number	Number	Number	Number	Number	Number	Number	Number	Number	Number	Number	Number	
75,144	77,382	72,597	46,893	53,647	152,852	20,101	24,194	7,896	26,929	19,930	6,727	19,046	2,464	40,702	36,674	90,875	1
16,228	8,665	16,412	6,266	24,067	37,663	16,262	6,318	4,299	11,497	4,810	1,567	4,562	306	7,886	7,847	13,131	2
603	999	634	735	823	3,314	614	603	296	838	334	548	230	227	1,238	842	7,768	3
48,707	27,103	14,961	12,886	17,598	16,874	3,078	3,126	1,125	4,200	1,528	1,115	1,285	256	5,721	5,200	13,880	4
65,134	135,293	75,034	49,428	21,055	105,122												5
52,579	63,221	62,696	45,237	86,076	179,664	8,550	7,434	2,395	16,492	4,802	1,216	2,036	189	6,357	4,584	10,522	6
7,794	10,315	14,583	5,528	13,394	19,285	2,813	4,654	1,348	4,023	2,105	736	3,702	834	5,203	6,577	3,037	7
1,206	883	3,217	512	5,874	3,713	1,450	1,110	629	1,073	594	111	1,101	43	862	1,080	717	8
42	48	58	36	88	108	30	40	12	44	8	11	25	9	63	65	67	9
1,858	924	909	739	3,493	1,443	442	477	194	530	168	63	181	37	537	779	389	10
1,112	932	884	438	1,095	1,550												11
1,208	1,351	4,078	1,056	12,080	6,810	886	947	310	1,971	430	58	391	17	396	661	216	12
26	10	489	1,382	6,178	4,633	6,095	3,206	708	2,236	1,480	141	952	24	2,327	1,904	1,456	13
8	2	214	609	6,015	2,708	8,106	2,094	553	2,723	2,22	22	391	5	2,593	1,422	1,200	14
1	2	28	63	99	177	81	51	8	59	13	4	16		80	68	152	15
12	1	65	79	811	391	435	433	101	233	97	11	35	3	294	298	194	16
13	33	210	377	1,634	1,763												17
25	10	523	1,626	10,961	5,409	4,657	2,008	408	3,682	700	17	215	4	3,143	1,273	1,219	18
50,828	48,566	34,518	23,888	14,064	82,310					1,027	1,333					1,224	19
11,373	6,272	6,487	3,482	6,513	22,693					281	493					443	20
224	631	285	172	146	720					28	82					139	21
30,652	22,002	10,299	7,994	6,341	5,455					128	276					289	22
58,143	124,870	66,046	43,079	14,130	90,289												23
46,615	56,867	47,466	36,508	44,514	147,485					1,409	563					876	24
883	486	846	1,816	836	1,206	2,103	5,459	1,220	4,795	2,626	357	2,379	442	2,074	1,726	4,520	25
215	47	70	362	359	392	609	1,362	473	1,963	615	96	829	48	545	362	1,401	26
13	31	17	219	29	62	69	187	42	148	35	36	20	61	77	108	471	27
448	90	68	382	253	205	334	718	163	778	157	40	258	51	483	279	830	28
818	167	96	917	208	411												29
243	91	100	1,703	1,172	1,080	936	2,941	935	5,932	858	112	513	40	570	443	1,722	30
630	294	1,981	2,967	327	1,626	146	851	5	1,297	293	357	780	13	7,760	4,662	40,384	31
55	18	361	70	4	222	21	125		177	29	15	124	1	742	762	3,230	32
105	64	79	27	278	278	6	108		38	6	93			462	202	4,141	33
57	14	95	788	94	55	13	55			42	9	33		253	233	1,200	34
41	20	167	770	33	103					67							35
33	32	507	462	159	276	11	148			200	59	13	39	651	448	2,966	36
481	1,488	458	893	198	2,111	96	112	23	1,108	580	178	39	19	650	454	2,177	37
181	103	103	119	58	649	11	20	6	300	46	48	161	8	155	153	741	38
6	6	15	2	49	49	2	1	1	13	1	70	1	1	117	13	1,151	39
192	620	112	320	135	476	29	40	4	284	48	98	136	7	313	258	1,844	40
65	1,655	151	117	27	755	15	12	3									41
48	388	152	111	1,623	1,623	15	12	3	401	53	58	50	7	64	64	776	42
851	2,194	1,050	952	2,068	4,211	1,120	2,793	477	1,764	393	427	2,224	362	3,924	5,104	7,362	43
220	242	322	110	421	1,176	435	493	151	688	113	104	710	40	1,531	1,201	2,133	44
51	36	11	29	116	116	16	30	8	50	5	10	10	5	98	54	242	45
312	332	235	222	934	1,411	325	422	98	471	89	146	179	61	1,671	1,039	4,520	46
44	165	49	27	100	225	279	489	78	567	69	49	241	31	499	572	917	47
88	239	249	47	1,098	934	279	489	78	567	69	49	241	31	499	572	917	48
589	620	1,317	689	3,058	3,145	1,193	1,502	773	2,265	563	236	1,400	106	829	1,226	1,227	49
132	58	243	39	1,686	707	758	419	393	1,870	158	35	432	10	194	314	352	50
30	14	17	14	90	102	21	36	15	68	8	11	6	6	25	43	75	51
95	52	71	49	704	379	171	141	91	264	46	26	60	9	106	168	230	52
37	22	42	16	193	178	337	245	186	1,332	64	14	115	6	88	131	128	53
65	54	231	43	1,527	717	2,466	984	1,571	2,410	3,564	8,000	1,812	553	305	1,387	2,443	54
136	157	38	242	290	8,227	3,310	366	1,918	1,576	1,694	437	371	100	254	862	1,490	55
69	25	7	32	368	2,701	181	66	147	204	149	103	76	97	43	82	316	56
12	7	3	29	97	1,137	551	73	231	324	321	72	60	33	41	201	636	57
36	13	3	25	127	2,394	411	46	175	322	148	39	69	30	45	116	189	58
2	1	6	15	241	241												59
6	13	7	10	932	932												60
560	264	783	224	1,834	3,721	266	628	161	1,238	172	505	1,555	190	7,773	2,480	13,205	61
61	7	95	6	323	399	51	50	16	141	28	32	154	17	391	296	621	62
9	9	7	7	12	33	1	4	2	8	1	13	6	4	38	9	185	63
77	28	49	20	247	330	35	52	18	141	16	53	54	12	335	211	1,151	64
15	10	23	5	60	136	18	48	18	101	25	22	61	9	99	95	262	65
34	17	103	15	433	655	18	48	18	101	25	22	61	9	99	95	262	66
6,923	6,560	9,853	4,214	5,319	8,515	937	1,017	435	1,203	3,233	577	753	109	3,174	2,862	1,921	67
1,009	527	1,490	318	1,103	836	111	71	23	131	262	38	71	3	121	180	96	68
2,253	879	936	809	1,294	754	142	123	31	139	71	43	33	5	209	255	140	69
1,221	1,121	1,154	583	841	932	165	100	48	214	183	46	65	5	127	150	76	70
1,535	1,255	3,665	1,048	5,875	2,502												71
5,453	6,428	6,592	4,008	5,481	13,353	2,816	2,988	1,169	4,592	3,894	1,873	3,022	312	10,623	8,202	11,420	72
719	481																

AGRICULTURE—UNITED STATES SUMMARY, BY TYPE OF FARM

1929, BY TYPE OF FARM, BY DIVISIONS AND STATES

bottom of p. 8]

GEOGRAPHIC DIVISIONS—Continued										NEW ENGLAND DIVISION			
SOUTH ATLANTIC		EAST SOUTH CENTRAL		WEST SOUTH CENTRAL		MOUNTAIN		PACIFIC		MAINE		NEW HAMPSHIRE	
Farms reporting	Expenditures	Farms reporting	Expenditures	Farms reporting	Expenditures	Farms reporting	Expenditures	Farms reporting	Expenditures	Farms reporting	Expenditures	Farms reporting	Expenditures
Number	Dollars	Number	Dollars	Number	Dollars	Number	Dollars	Number	Dollars	Number	Dollars	Number	Dollars
427,620	63,893,397	390,897	43,041,378	454,367	75,220,485	117,897	46,824,374	174,004	108,681,780	30,493	11,437,733	12,716	7,622,921
63,506	8,225,365	65,050	5,686,487	57,641	6,746,686	18,331	2,975,017	16,793	3,833,895	7,140	2,427,704	2,056	787,071
3,015	479,144	1,627	163,209	19,806	3,534,765	14,449	2,007,940	9,003	2,159,718	4	467		
115,027	6,828,794	164,346	13,564,444	274,171	25,704,852	3,208	954,172	1,643	465,701	4,043	802,111	243	60,819
66,412	4,350,663	35,658	2,911,544	4,278	980,930	17,296	3,458,301	8,022	1,919,138	486	122,334	212	60,979
10,194	2,093,015	1,467	179,201	6,003	658,950	3,127	534,944	38,334	8,470,904	316	94,835	104	32,090
9,462	1,653,023	2,774	283,282	4,448	546,183	2,622	459,303	6,065	1,768,901	0,429	4,163,595	4,181	3,396,822
17,422	18,654,183	12,784	7,937,931	14,091	14,465,700	11,274	5,946,368	31,492	31,184,858	639	272,306	260	122,051
10,108	1,892,322	13,895	3,406,952	9,247	3,334,936	9,088	6,437,299	3,742	1,864,227	2,003	1,966,607	1,541	2,143,010
1,564	313,301	462	134,213	10,613	9,710,647	17,000	15,183,922	6,085	9,247,739	3,155	438,416	1,470	257,302
12,402	8,845,527	2,814	1,370,979	7,016	3,160,320	5,154	4,171,733	20,079	41,782,948	5,098	1,124,368	2,649	762,773
65,695	3,882,869	59,008	2,865,008	23,750	1,467,014	4,357	345,626	3,361	626,079				
47,713	7,185,201	29,812	4,699,038	23,357	4,832,693	11,491	4,349,249	20,385	6,251,658				
813,149	119,238,902	530,273	40,093,968	221,100	15,719,081	5,817	630,169	41,628	16,005,710	23,953	7,287,869	6,980	489,914
99,858	9,534,055	66,373	3,299,679	23,643	1,225,153	772	28,615	2,913	125,427	5,548	418,621	1,327	75,534
5,405	925,075	1,263	87,255	2,335	874,881	398	15,735	877	56,978	3	536		
348,672	50,513,275	326,670	29,834,294	160,476	11,298,967	433	76,192	143	25,475				
173,805	32,409,538	42,170	2,072,242	2,335	601,265	1,009	102,073	1,640	588,611	0,937	6,137,046	181	51,995
18,925	8,793,000	2,069	344,680	6,764	691,840	911	165,316	21,556	11,359,987	407	39,919	106	31,212
16,230	7,354,857	6,234	1,050,827	4,187	489,797	736	113,811	3,893	2,253,744	340	70,949	113	18,424
15,009	2,292,754	6,440	478,590	2,200	159,417	321	12,837	4,110	225,997	4,592	365,177	2,505	164,114
12,580	1,401,292	8,760	644,657	1,995	139,607	276	20,686	415	25,882	393	20,862	123	7,772
1,456	132,253	298	37,117	496	52,595	97	7,517	141	16,368				
8,844	717,293	1,698	93,657	1,066	48,516	129	4,489	1,853	104,474	631	43,832	546	17,853
67,964	1,600,728	47,951	1,107,881	8,447	220,762	102	1,667	459	7,664	1,667	42,522	678	13,587
44,401	3,564,782	20,255	1,057,037	6,650	410,882	573	80,731	3,628	715,113	3,079	167,405	1,231	59,423
367,135	91,879,757	250,148	33,774,889	394,848	110,614,558	132,285	85,897,086	163,065	177,573,069	22,795	9,042,533	8,849	3,980,361
60,672	10,687,373	48,115	4,004,673	45,838	5,505,325	18,581	4,485,977	12,064	3,245,747	4,738	963,973	1,450	436,430
3,877	1,744,126	2,038	507,506	29,230	11,502,435	20,888	9,499,848	14,268	14,020,838	8	3,167		
107,785	14,257,999	97,141	9,792,179	247,646	59,327,859	3,850	7,274,869	2,331	6,477,301				
74,971	14,922,635	28,765	4,602,603	6,862	7,425,886	27,420	17,357,343	10,914	14,477,514	0,104	4,478,106	263	132,748
10,418	14,074,131	1,794	936,237	6,400	2,762,177	3,963	3,705,061	55,881	73,016,801	495	235,608	210	175,344
11,072	8,538,376	2,607	671,141	4,038	2,573,817	2,850	3,124,705	6,809	20,625,726	495	134,389	100	69,892
14,407	10,094,373	8,895	3,348,134	9,453	4,590,574	9,414	3,954,317	22,881	17,645,215	4,579	1,617,738	3,259	1,701,027
11,914	4,945,020	15,213	3,992,368	8,922	2,587,275	10,302	6,416,676	3,444	2,313,258	483	168,761	203	98,912
1,768	738,661	590	252,711	10,003	8,584,905	17,006	26,737,123	5,719	10,331,493				
7,080	1,678,861	1,537	217,301	3,859	638,882	2,627	612,345	12,816	4,049,408	1,186	268,156	928	332,598
29,342	1,225,909	27,810	1,009,242	9,346	400,582	1,991	90,034	2,270	105,806	1,481	73,215	723	34,529
27,854	9,972,888	16,137	3,840,801	12,341	4,203,361	7,303	3,644,688	13,778	11,263,962	3,455	1,129,388	1,717	998,875

MIDDLE ATLANTIC DIVISION—Continued				EAST NORTH CENTRAL DIVISION									
NEW JERSEY		PENNSYLVANIA		OHIO		INDIANA		ILLINOIS		MICHIGAN		WISCONSIN	
Farms reporting	Expenditures	Farms reporting	Expenditures	Farms reporting	Expenditures	Farms reporting	Expenditures	Farms reporting	Expenditures	Farms reporting	Expenditures	Farms reporting	Expenditures
Number	Dollars	Number	Dollars	Number	Dollars	Number	Dollars	Number	Dollars	Number	Dollars	Number	Dollars
20,970	20,828,358	140,617	56,468,332	140,122	32,603,845	113,734	26,135,018	143,337	35,973,465	107,275	21,050,635	137,954	31,086,790
2,492	1,239,003	43,249	12,097,482	52,956	7,614,737	42,206	6,305,973	40,537	5,864,048	36,454	4,938,003	10,106	2,456,010
50	14,158	1,621	388,938	5,200	533,785	6,962	821,342	28,844	3,134,149	614	73,102	100	8,970
1,019	432,334	5,320	1,834,132	3,044	389,034	1,841	211,374	1,192	159,696	7,587	778,025	3,718	513,657
1,010	356,172	1,684	504,640	1,806	332,005	677	137,748	1,545	302,982	4,497	852,814	280	66,582
4,539	1,611,590	1,774	501,779	2,489	447,194	1,641	209,247	2,070	397,832	2,322	398,971	762	132,771
4,983	8,018,626	42,774	25,636,472	24,819	9,638,345	12,551	3,461,133	17,972	5,628,631	30,690	7,155,828	102,222	23,788,584
555	69,715	2,565	1,243,078	10,213	6,159,698	24,534	10,247,656	27,616	15,491,991	4,844	1,605,666	3,876	1,463,393
		20	2,810	11	2,430	1	200	0	9,395	0	9,950	0	1,007
4,591	7,099,816	11,122	8,624,024	8,806	4,360,541	6,423	2,344,218	8,011	2,136,340	5,337	2,051,129	1,731	1,001,674
753	116,159	11,861	1,398,334	7,911	600,608	6,286	505,565	7,313	671,180	5,394	470,795	3,283	261,613
1,838	1,270,785	18,627	4,276,648	13,807	2,625,618	10,562	1,889,562	8,204	2,274,431	9,527	1,815,768	5,872	1,401,920
16,948	6,588,368	117,371	12,113,431	131,372	11,028,050	83,006	7,054,319	30,639	3,593,825	72,128	5,474,121	33,644	2,133,377
2,374	678,906	41,307	3,899,022	56,172	4,004,727	33,866	2,418,855	8,402	723,881	27,501	1,742,799	4,026	206,931
73	21,210	2,254	282,238	7,433	740,138	7,303	877,304	6,472	804,299	855	80,707	100	3,743
1,143	1,058,278	5,936	1,059,344	3,977	363,656	1,653	154,938	208	28,693	7,747	679,937	1,828	230,394
1,189	518,995	1,674	319,017	1,616	173,137	594	73,503	976	180,245	3,461	340,643	210	46,560
5,044	2,878,533	1,809	395,848	2,767	453,829	1,711	191,829	1,634	281,149	2,722	619,730	600	122,506
3,000	767,210	36,750	3,724,742	21,705	2,008,375	8,455	602,786	4,466	422,441	10,178	1,309,755	24,268	1,309,259
47	6,048	2,137	273,045	20,294	2,196,785	20,343	2,210,529	5,861	749,954	3,975	386,550	1,307	107,736
		6	180	9	680					2	212		
1,787	201,065	7,157	484,410	5,438	320,284	3,158	172,653	1,030	63,800	2,533	125,818	263	9,241
468	18,199	7,879	208,546	4,781	107,085	2,671	60,836	289	5,603	1,240	27,812	213	8,576
1,223	444,825	10,462	867,409	7,230	593,405	3,222	221,106	1,101	264,200	2,914	260,063	838	93,441
14,948	17,552,491	92,865	51,713,599	90,369	25,409,262	68,943	16,786,800	112,916	40,949,080	76,078	19,852,747	100,062	29,481,697
1,760	1,327,280	30,353											

STATE TABLE VIII.—SPECIFIED FARM EXPENDITURES, 1929,

[See Note,

ITEM AND TYPE (See definitions in Introduction)		WEST NORTH CENTRAL DIVISION									
		MINNESOTA		IOWA		MISSOURI		NORTH DAKOTA		SOUTH DAKOTA	
		Farms reporting	Expenditures	Farms reporting	Expenditures	Farms reporting	Expenditures	Farms reporting	Expenditures	Farms reporting	Expenditures
1	Feed:										
2	All types.....	Number	Dollars	Number	Dollars	Number	Dollars	Number	Dollars	Number	Dollars
3	General.....	113,627	19,878,966	145,500	53,702,953	107,618	47,252,498	28,296	4,203,745	40,527	12,435,826
4	Cash-grain.....	31,722	3,910,780	27,025	4,882,214	58,495	7,912,960	5,765	720,225	8,073	1,231,949
5	Cotton.....	0,471	695,295	18,047	2,807,172	5,500	617,829	17,318	2,154,427	9,546	1,413,629
6	Crop-specialty.....	2,888	412,170	254	40,243	814	124,722	488	56,162	428	74,502
7	Fruit.....	387	50,391	274	37,502	1,520	251,604	3	2,110
8	Truck.....	739	134,513	524	85,179	182,273	1,484	3,887
9	Dairy.....	45,852	8,200,676	9,336	2,882,957	12,251	5,162,665	1,272	324,995	1,493	445,998
10	Animal-specialty.....	14,401	3,977,277	78,829	40,036,142	43,807	25,109,617	2,040	607,574	15,660	7,455,521
11	Stock-ranch.....	1,367	2,996	1,141,461
12	Poultry.....	1,896	862,088	3,063	839,721	13,220	3,452,214	90	27,773	292	68,384
13	Self-sufficing.....	3,880	301,795	2,782	263,051	14,479	1,030,622	271	15,038	450	28,972
14	Abnormal and unclassified.....	5,439	1,042,614	4,776	2,831,772	11,984	2,819,274	642	126,502	952	520,018
14	Fertilizer:										
15	All types.....	9,402	714,055	16,787	1,171,393	35,703	2,030,492	572	51,856	819	21,452
16	General.....	2,339	128,348	2,720	157,423	15,033	679,489	118	7,155	57	2,797
17	Cash-grain.....	482	33,123	1,101	85,710	1,770	174,049	266	20,098	61	5,120
18	Cotton.....	380	15,048
19	Crop-specialty.....	1,003	204,025	108	32,888	214	15,181	111	15,362	12	712
20	Fruit.....	72	2,817	47	4,308	632	49,970	2	110
21	Truck.....	460	52,773	254	35,501	600	78,640	2	45	7	217
22	Dairy.....	3,038	161,084	1,584	101,095	3,075	155,922	17	1,447	12	426
23	Animal-specialty.....	1,540	94,594	9,230	683,975	9,191	662,908	44	5,498	141	10,672
24	Stock-ranch.....	2	471	10	363
25	Poultry.....	89	2,941	230	8,042	2,268	89,414	1	15
26	Self-sufficing.....	60	842	72	1,180	1,443	25,337	1	5	1	3
27	Abnormal and unclassified.....	819	43,508	412	61,085	1,166	90,534	10	1,162	16	1,114
27	Labor:										
28	All types.....	105,057	27,526,878	122,609	39,681,156	96,649	19,851,509	57,838	24,594,684	45,762	14,647,193
29	General.....	31,199	6,043,973	20,256	4,170,543	30,812	3,107,986	8,528	2,451,552	9,010	1,830,849
30	Cash-grain.....	10,921	3,130,854	21,103	7,045,631	5,648	1,450,117	42,800	18,974,763	15,056	4,326,550
31	Cotton.....	4,918	1,835,382
32	Crop-specialty.....	3,597	1,433,732	288	168,235	852	283,942	851	627,713	694	390,102
33	Fruit.....	344	135,500	286	115,110	1,249	592,835	6	3,684
34	Truck.....	678	121,999	490	366,455	592	203,971	10	4,760	40	13,787
35	Dairy.....	36,777	8,590,401	6,972	2,101,851	6,964	1,769,031	1,433	509,814	1,301	416,760
36	Animal-specialty.....	16,524	5,449,499	68,690	23,849,387	32,399	8,213,917	2,841	1,393,078	17,015	5,741,259
37	Stock-ranch.....	3	625	3,589	1,604,721
38	Poultry.....	888	154,503	1,275	206,195	5,102	444,055	53	10,122	139	14,983
39	Self-sufficing.....	1,296	60,895	893	36,802	3,799	109,323	126	6,033	118	5,239
40	Abnormal and unclassified.....	2,830	1,044,888	2,360	1,626,947	4,314	1,690,950	477	185,455	594	299,152
		SOUTH ATLANTIC DIVISION—Continued									
ITEM AND TYPE (See definitions in Introduction)		NORTH CAROLINA		SOUTH CAROLINA		GEORGIA		FLORIDA		KENTUCKY	
		Farms reporting	Expenditures	Farms reporting	Expenditures	Farms reporting	Expenditures	Farms reporting	Expenditures	Farms reporting	Expenditures
		Number	Dollars	Number	Dollars	Number	Dollars	Number	Dollars	Number	Dollars
1	Feed:										
2	All types.....	121,859	11,115,763	40,134	3,573,494	77,050	3,357,699	22,457	8,098,841	105,486	12,506,509
3	General.....	14,672	1,155,555	2,535	200,860	0,441	547,809	3,191	399,189	20,856	2,586,058
4	Cash-grain.....	325	17,808	68	5,275	47	2,515	18	1,288	724	84,730
5	Cotton.....	31,088	1,950,112	20,180	1,651,322	52,408	3,128,689	1,118	49,035	97	13,209
6	Crop-specialty.....	42,844	2,705,153	3,123	148,413	3,771	237,808	1,193	172,273	25,787	2,191,484
7	Fruit.....	665	63,733	47	5,046	567	108,442	5,235	1,201,803	311	38,152
8	Truck.....	560	60,530	286	33,584	718	65,937	3,207	594,140	474	67,807
9	Dairy.....	2,201	2,546,170	811	999,500	2,128	2,756,379	897	3,146,548	4,000	1,600,654
10	Animal-specialty.....	1,179	184,678	170	23,036	495	99,428	678	1,200,006	7,033	1,891,091
11	Stock-ranch.....	89	27,009	5	435	36	9,550	211	65,205	232	66,728
12	Poultry.....	847	524,190	257	181,463	568	502,072	1,574	1,498,091	835	200,440
13	Self-sufficing.....	17,609	697,619	1,892	78,751	5,133	202,373	2,096	120,477	27,093	1,387,164
14	Abnormal and unclassified.....	9,780	1,180,203	1,765	244,919	4,788	696,607	3,089	728,788	11,444	2,268,942
14	Fertilizer:										
15	All types.....	234,426	34,686,830	189,234	22,080,531	217,456	27,533,063	39,805	15,152,647	74,112	2,598,592
16	General.....	23,860	2,283,956	0,190	866,333	14,633	1,469,551	5,926	528,956	20,368	661,598
17	Cash-grain.....	822	77,091	519	77,144	210	21,334	44	3,912	521	28,580
18	Cotton.....	72,296	12,081,891	105,106	16,877,460	163,655	20,646,376	4,338	463,112	9	201
19	Crop-specialty.....	98,977	17,913,870	15,460	2,945,107	17,698	3,155,474	2,072	1,741,734	25,810	950,642
20	Fruit.....	1,458	337,879	154	43,488	1,166	692,597	12,225	6,987,325	255	21,328
21	Truck.....	1,114	293,482	913	495,861	1,921	350,951	5,888	4,234,524	351	31,334
22	Dairy.....	2,113	275,124	832	173,263	1,794	234,730	325	57,335	2,104	115,651
23	Animal-specialty.....	1,662	178,266	353	54,522	1,074	168,288	811	92,081	4,400	316,626
24	Stock-ranch.....	93	7,052	16	7,570	51	5,042	193	31,985	111	9,076
25	Poultry.....	764	62,024	276	25,401	455	42,310	760	71,011	399	10,570
26	Self-sufficing.....	20,440	498,216	4,618	114,960	7,608	170,102	2,409	52,810	15,426	286,701
27	Abnormal and unclassified.....	10,927	677,989	4,898	399,362	7,191	576,258	3,914	887,862	4,358	102,785
27	Labor:										
28	All types.....	88,837	11,673,938	49,180	9,002,864	78,998	13,892,152	27,977	17,724,067	70,788	11,488,725
29	General.....	10,637	1,134,910	3,873	691,951	7,565	1,144,684	3,380	466,195	18,250	1,853,717
30	Cash-grain.....	223	66,030	209	51,921	85	19,856	31	9,533	834	292,694
31	Cotton.....	22,807	2,423,597	31,692	5,030,183	50,942	6,496,573	1,096	151,198	204	32,557
32	Crop-specialty.....	38,085	4,547,878	8,331	1,508,530	9,806	1,640,863	2,141	2,325,883	20,998	3,382,781
33	Fruit.....	1,162	644,015	111	81,647	1,179	1,863,615	10,135	6,834,694	323	167,963
34	Truck.....	1,679	280,194	668	562,128	1,035	341,589	4,524	4,409,985	317	121,830
35	Dairy.....	1,644	1,100,665	694	620,778	1,604	672,230	679	1,084,872	2,974	851,601
36	Animal-specialty.....	1,184	237,185	266	70,507	809	283,634	763	225,360	7,341	2,248,886
37	Stock-ranch.....	106	37,621	15	8,740	39	10,857	196	100,986	297	147,671
38	Poultry.....	471	80,842	197	31,200	349	98,271	717	200,144	393	34,371
39	Self-sufficing.....	6,310	212,744	1,471	56,261	2,139	63,132	984	38,810	12,898	453,830
40	Abnormal and unclassified.....	5,309	946,297	1,983	389,018	3,446	1,050,888	2,731	1,846,457	5,969	1,876,828

STATE TABLE VIII.—SPECIFIED FARM EXPENDITURES, 1929, BY TYPE OF FARM, BY DIVISIONS AND STATES—Continued

[See Note, bottom of p. 8]

ITEM AND TYPE (See definitions in Introduction)	MOUNTAIN DIVISION									
	MONTANA		IDAHO		WYOMING		COLORADO		NEW MEXICO	
	Farms reporting	Expenditures	Farms reporting	Expenditures	Farms reporting	Expenditures	Farms reporting	Expenditures	Farms reporting	Expenditures
Feed:	<i>Number</i>	<i>Dollars</i>	<i>Number</i>	<i>Dollars</i>	<i>Number</i>	<i>Dollars</i>	<i>Number</i>	<i>Dollars</i>	<i>Number</i>	<i>Dollars</i>
All types.....	20,692	6,871,984	22,051	7,040,244	7,995	5,136,287	31,812	13,829,325	12,478	3,816,336
General.....	3,014	431,058	4,344	814,075	1,209	170,788	4,920	741,509	1,333	183,542
Cash-grain.....	5,970	732,889	3,481	640,441	439	60,468	3,077	376,007	700	65,504
Cotton.....									1,601	535,390
Crop-specialty.....	1,604	285,624	4,398	763,088	1,267	204,606	6,219	1,574,104	1,751	211,698
Fruit.....	117	18,434	828	161,343	3	925	1,177	186,588	100	62,284
Truck.....	91	15,647	130	14,433	21	1,822	1,370	226,947	254	88,590
Dairy.....	1,553	868,791	3,080	1,071,251	516	280,021	2,593	1,599,300	489	582,320
Animal-specialty.....	1,395	443,882	1,554	905,327	705	302,212	3,568	3,902,794	418	101,152
Stock-ranch.....	4,201	3,468,499	849	1,723,255	2,602	3,488,018	3,162	2,528,233	2,068	1,595,440
Poultry.....	308	161,821	670	440,592	167	80,020	1,373	882,150	191	142,072
Self-sufficing.....	642	55,278	788	72,927	246	18,500	803	73,394	1,009	55,635
Abnormal and unclassified.....	1,797	300,081	1,984	453,402	700	371,917	2,851	1,737,540	1,342	252,013
Fertilizer:										
All types.....	303	29,947	1,694	60,694	281	25,423	1,484	165,188	644	69,520
General.....	45	1,730	376	10,203	20	1,018	105	4,266	91	4,340
Cash-grain.....	36	2,421	306	9,851	7	374	23	1,002	9	670
Cotton.....									367	61,360
Crop-specialty.....	71	11,393	235	13,090	195	19,405	807	30,615	126	14,469
Fruit.....	18	2,151	197	19,755			326	31,017	44	3,069
Truck.....	17	1,969	65	8,931	4	90	337	44,016	51	3,323
Dairy.....	18	821	136	5,223	4	50	87	1,336	31	2,735
Animal-specialty.....	27	2,500	102	3,835	26	1,829	72	3,247	18	685
Stock-ranch.....	10	930	26	1,251	7	1,068	24	1,804	12	1,042
Poultry.....	6	254	35	838	1	22	32	1,127	14	443
Self-sufficing.....	8	153	43	571			11	1,105	38	710
Abnormal and unclassified.....	47	5,535	123	7,146	17	1,560	210	41,053	48	4,783
Labor:										
All types.....	27,421	16,371,283	25,475	12,708,235	8,481	8,605,019	35,016	21,549,844	12,483	6,556,568
General.....	2,956	703,229	4,468	1,127,288	1,104	263,752	4,306	1,150,088	1,507	241,838
Cash-grain.....	12,356	4,318,026	5,327	2,068,833	1,044	283,550	5,053	1,984,453	1,548	400,335
Cotton.....									1,808	1,007,003
Crop-specialty.....	2,607	1,794,310	7,555	4,264,647	1,825	1,404,392	6,608	7,362,850	2,202	600,230
Fruit.....	131	91,049	1,041	1,445,860	1	300	1,412	898,922	253	120,358
Truck.....	104	107,660	131	118,417	17	10,925	1,444	1,200,104	293	212,301
Dairy.....	1,325	671,555	2,383	665,521	397	199,547	2,093	961,487	334	205,019
Animal-specialty.....	1,640	727,610	1,781	994,573	898	507,985	3,243	3,193,565	440	140,118
Stock-ranch.....	4,887	7,379,003	955	1,643,620	2,838	5,623,711	3,204	3,318,336	2,270	2,269,292
Poultry.....	146	23,171	356	70,624	67	11,862	702	128,807	127	30,017
Self-sufficing.....	212	10,838	326	14,061	63	3,002	356	18,334	713	20,837
Abnormal and unclassified.....	1,057	544,982	1,142	362,791	392	300,993	1,396	1,326,368	909	268,964

ITEM AND TYPE (See definitions in Introduction)*	MOUNTAIN DIVISION—Continued						PACIFIC DIVISION					
	ARIZONA		UTAH		NEVADA		WASHINGTON		OREGON		CALIFORNIA	
	Farms reporting	Expenditures	Farms reporting	Expenditures	Farms reporting	Expenditures	Farms reporting	Expenditures	Farms reporting	Expenditures	Farms reporting	Expenditures
Feed:	<i>Number</i>	<i>Dollars</i>	<i>Number</i>	<i>Dollars</i>	<i>Number</i>	<i>Dollars</i>	<i>Number</i>	<i>Dollars</i>	<i>Number</i>	<i>Dollars</i>	<i>Number</i>	<i>Dollars</i>
All types.....	6,885	3,471,950	13,929	4,987,875	2,157	1,720,370	61,429	25,297,338	35,519	13,196,800	84,056	68,117,633
General.....	535	104,246	2,637	442,305	282	81,314	5,775	1,840,189	7,597	1,641,025	3,421	651,731
Cash-grain.....	37	18,711	643	109,410	12	3,750	4,780	1,072,706	2,554	619,323	1,719	407,639
Cotton.....	1,517	418,782									1,643	465,701
Crop-specialty.....	284	63,763	1,531	254,946	247	59,352	1,009	288,390	1,507	300,885	4,646	1,320,863
Fruit.....	211	34,894	592	88,856	0	0	6,457	1,100,781	4,314	702,778	27,563	6,013,345
Truck.....	316	95,502	413	58,275	27	6,037	833	108,789	650	112,423	4,523	1,487,680
Dairy.....	591	731,294	2,068	534,727	384	277,794	11,725	6,915,849	7,238	3,452,012	12,529	20,810,807
Animal-specialty.....	181	172,403	1,105	477,283	102	42,266	904	346,223	1,348	484,308	1,490	1,033,096
Stock-ranch.....	1,369	508,924	1,173	946,425	610	928,119	4,495	840,476	2,024	2,448,859	3,566	2,068,404
Poultry.....	570	563,824	1,067	1,060,624	208	240,630	8,343	11,255,109	2,949	2,406,734	14,787	28,121,045
Self-sufficing.....	330	35,681	384	28,132	65	6,079	2,527	294,810	2,349	212,041	1,486	140,228
Abnormal and unclassified.....	946	723,926	1,716	336,802	205	82,860	7,681	1,644,451	5,920	884,012	6,784	3,722,205
Fertilizer:												
All types.....	524	176,021	646	49,846	41	5,530	9,610	1,194,379	3,163	609,810	23,555	14,141,621
General.....	34	3,097	92	3,461	9	493	769	37,993	1,772	53,309	372	84,120
Cash-grain.....	2	105	15	812			207	10,971	574	22,007	96	18,000
Cotton.....	66	14,793									143	25,475
Crop-specialty.....	20	4,801	112	7,795	3	475	296	30,893	441	43,547	903	514,181
Fruit.....	209	102,238	116	6,956	1	30	4,046	658,635	1,607	233,128	15,903	10,008,224
Truck.....	118	40,639	139	12,414	10	2,426	724	244,569	568	167,350	2,611	1,851,810
Dairy.....	9	420	32	1,877	4	355	1,466	68,795	1,465	64,103	1,170	103,000
Animal-specialty.....	5	1,500	25	1,000	1	100	70	4,492	262	12,570	83	8,820
Stock-ranch.....	4	197	3	252	3	252	7	447	76	6,308	58	9,015
Poultry.....	8	673	32	1,132	1	100	707	25,490	404	10,781	742	68,203
Self-sufficing.....	1	4	5	99	1	25	199	3,151	203	3,407	57	1,000
Abnormal and unclassified.....	53	7,654	67	11,727	8	1,264	1,119	102,943	801	73,206	1,708	538,860
Labor:												
All types.....	6,158	10,398,821	15,127	6,068,647	2,124	3,860,871	40,990	29,157,841	31,583	18,266,718	60,492	130,158,510
General.....	430	223,360	3,050	610,449	261	182,973	3,834	830,519	5,891	1,032,214	2,529	1,827,014
Cash-grain.....	51	47,364	1,051	340,907	23	13,320	7,033	6,332,037	3,832	2,047,460	3,403	5,050,451
Cotton.....	2,042	5,307,866									2,331	6,477,301
Crop-specialty.....	456	515,833	2,690	972,427	407	436,645	2,489	2,089,861	2,035	2,434,550	6,390	9,973,094
Fruit.....	364	673,285	766	376,372	5	3,515	8,424	11,655,845	5,167	4,152,780	42,290	57,208,170
Truck.....	335	1,266,281	492	224,755	33	60,202	919	1,217,866	708	599,074	5,183	18,816,880
Dairy.....	617	550,705	1,978	464,507	387	275,876	7,028	3,034,551	5,012	1,708,729	10,241	12,001,935
Animal-specialty.....	162	100,974	1,434	574,772	95	116,954	770	333,867	1,225	528,934	1,349	1,450,457
Stock-ranch.....	863	1,115,399	1,408	1,987,612	682	2,409,650	469	1,090,882	1,984	3,509,027	3,266	5,731,554
Poultry.....	278	74,338	846	237,892	105	35,334	4,264	949,685	1,586	301,910	6,060	2,797,813
Self-sufficing.....	111	4,690	197	9,562	13	451	903	86,280	864	41,285	503	28,291
Abnormal and unclassified.....	549	443,717	1,225	259,332	133	137,051	4,253	1,009,598	3,479	1,258,856	6,041	8,395,538